


Carpool Project



About Our Project



Why Carpooling ?

Who hasn't been stuck in traffic? American adults average 72 minutes a day behind the wheel of a car, according to the WorldWatch Institute. Carpooling can cut down the traffic congestion while cut down your travel cost.

Each of us can contribute to reducing our impact on the environment. Reducing vehicle emissions improves air quality and benefits our health!

What Does the Carpool Project Do ?

This is a six-month data project and we will collect anonymous mobility data from different groups of people who share the same neighborhood, working location, and etc.. We will conduct data model building, data analysis and visualization to explore the overlapping pattern between people's daily movement, which will be utilized to future carpooling app development.

Who Are We ?

We are a group of undergraduate students from University of California, Berkeley, who are interested in data science and hope to applied our skills and knowledge to solve practical problems.

We Need Your Help !

We need people like you, who are longing for a better way of transportation, reducing transportation cost, or improving our air quality. At the end of the project, we would like to share our findings with you!

If you are a driver or rider, you can help us by:

- Downloading the Moves app .
- Allowing the app to access your location.
- Keeping the app running in the background for a month so that the app can collect one-month length movement data.
- Sharing your data with us anonymously after one month.

Participants who successfully collect one-month length data will have the opportunity to win valuable prizes.

Are You Worried About Your Privacy ?

Here are what we will do to protect your privacy:

- Each owner's data will be anonymized via a two-step email process that permanently separates it from the email address that was originally used by the owner to send it.
- We will destroy the data permanently after the end of the project.
- Your data will not be shared with parties

Moves App User Guide

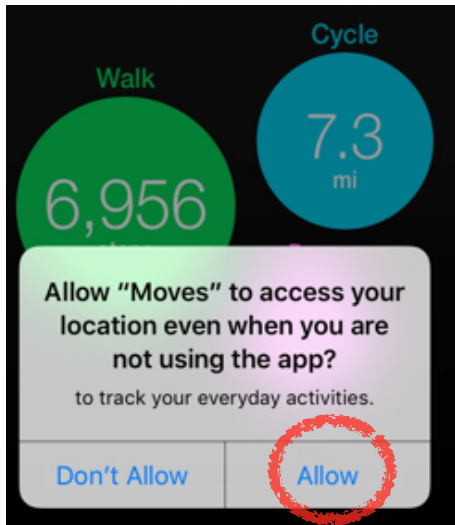
The Moves app works on both iOS and Android system. It can be accessed through:



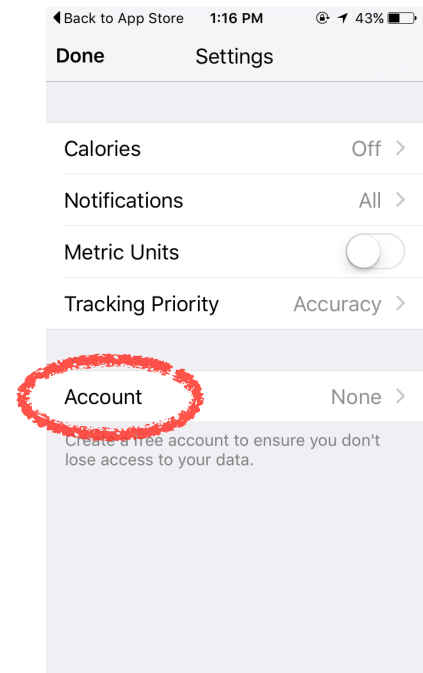
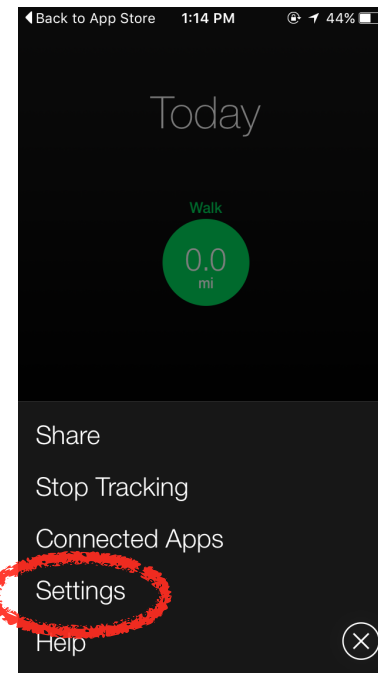
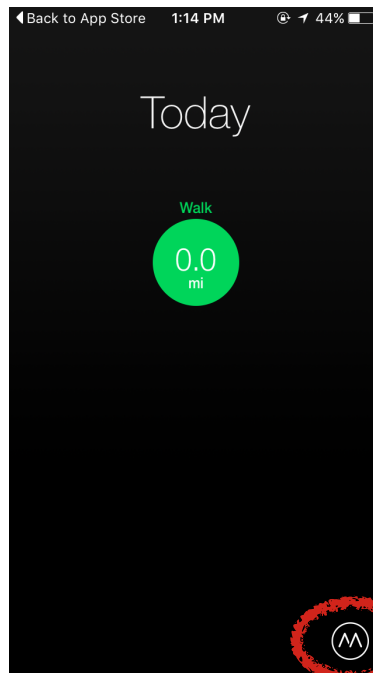
Moves



After you open the app, you will see this page, select Allow so that Moves can be turned on to do its magic! You can turn off the setting whenever you



Collect your movement data for a month. See the instruction for exporting data on the next page.



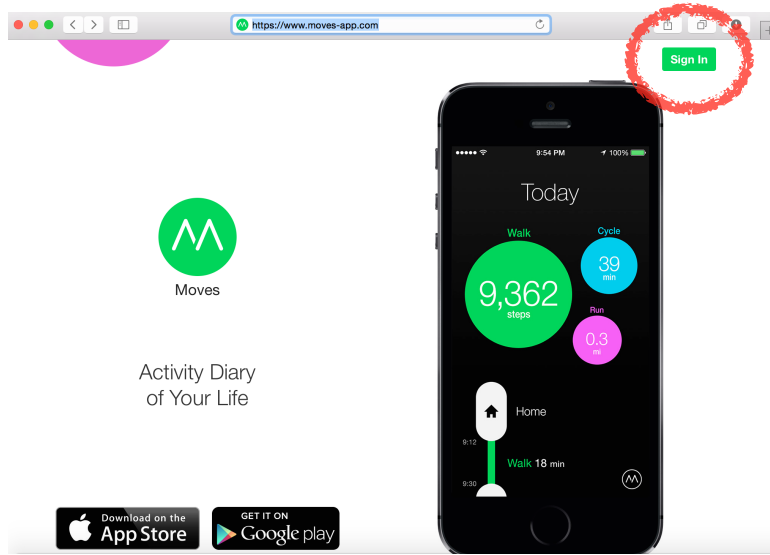
Click the 'M' on the right corner of the app screen and go to **Settings**. Create your account so that you can use it to export your data afterwards.

Export Data Instruction

Go to www.moves-app.com and sign



Choose **Export Data** on the menu.



Sign in to access your Moves Account

Sign In

[Forgot password](#)

To create an account, download Moves for iPhone or Android and create an account in the app.