

# Carpool Project

## The Carpool Project

As a group of entrepreneurs, data scientists, students and faculty, we're determined to make carpooling as common as driving. To make this a reality, we need to prove that our hypothesis - that our common locations both result from and lead to common trips.

# About Our Project



## Why Carpooling ?

Driving is costly. Every vehicle owner spends **\$1.00** per mile over the life of their car. In addition, they incur the costs of lost time and reduced air-quality. The average car is used only **25%** of the time, and even then most of its seats remain empty. We can do much better. What if driving were inexpensive, sustainable, and fun?

## You Can Help

We know you care about saving money, saving time and saving our planet, so please join our project so we can make carpooling a reality.

We've devised a way for you to collect your movements privately and upload them anonymously. We've also devised a way to re-structure your uploaded data so that our analysis can **ONLY** make comparisons between isolated trips that you and

another anonymous uploader made around the same time (i.e. trips that could have been carpools).

## What We Ask of You

- Download the Moves App to your phone
- Let it access your location and run in the background
- Export your data from your phone to your computer
- Upload your data anonymously to our project website

## How We'll Re-Pay You

- Our project is applying on-campus for award money
- This will enable us to offer you cash and prizes for participating
- As a project participant, you'll have full access to our analysis of your data
- Upon conclusion, we'll share our project's results and future plans with you

# Moves App User Guide

The Moves app works on both iOS and Android system. It can be accessed through:



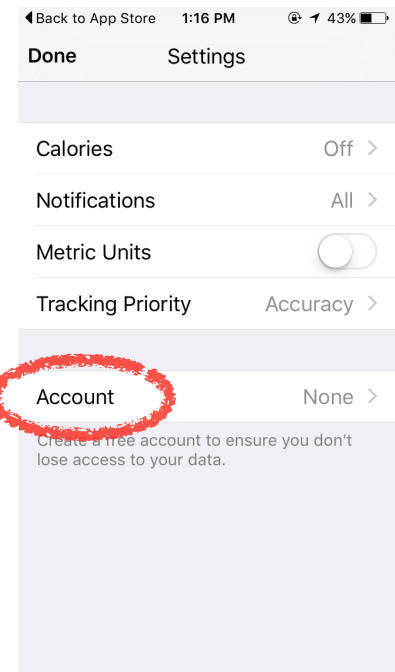
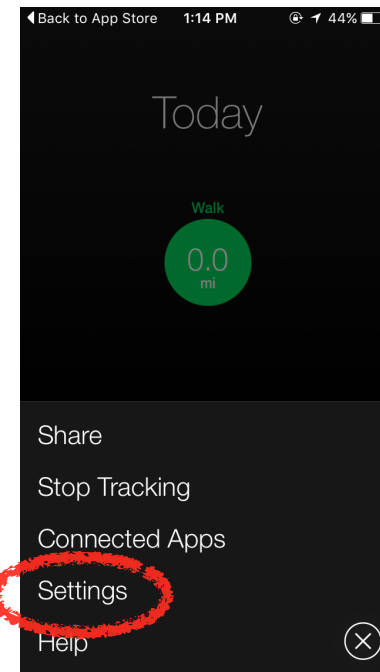
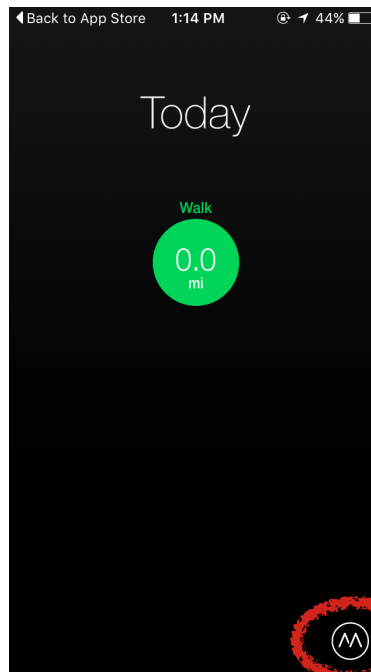
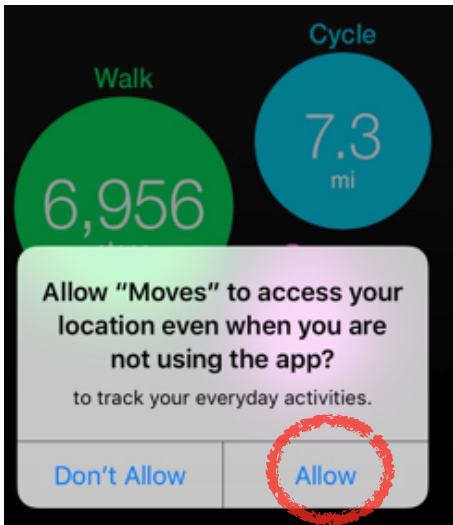
Moves



Collect your movement data for a month. See the instruction for **exporting data** on the next page.




After you open the app, you will see this page, select Allow so that Moves can be turned on to do its magic! You can turn off the setting whenever you don't like it.



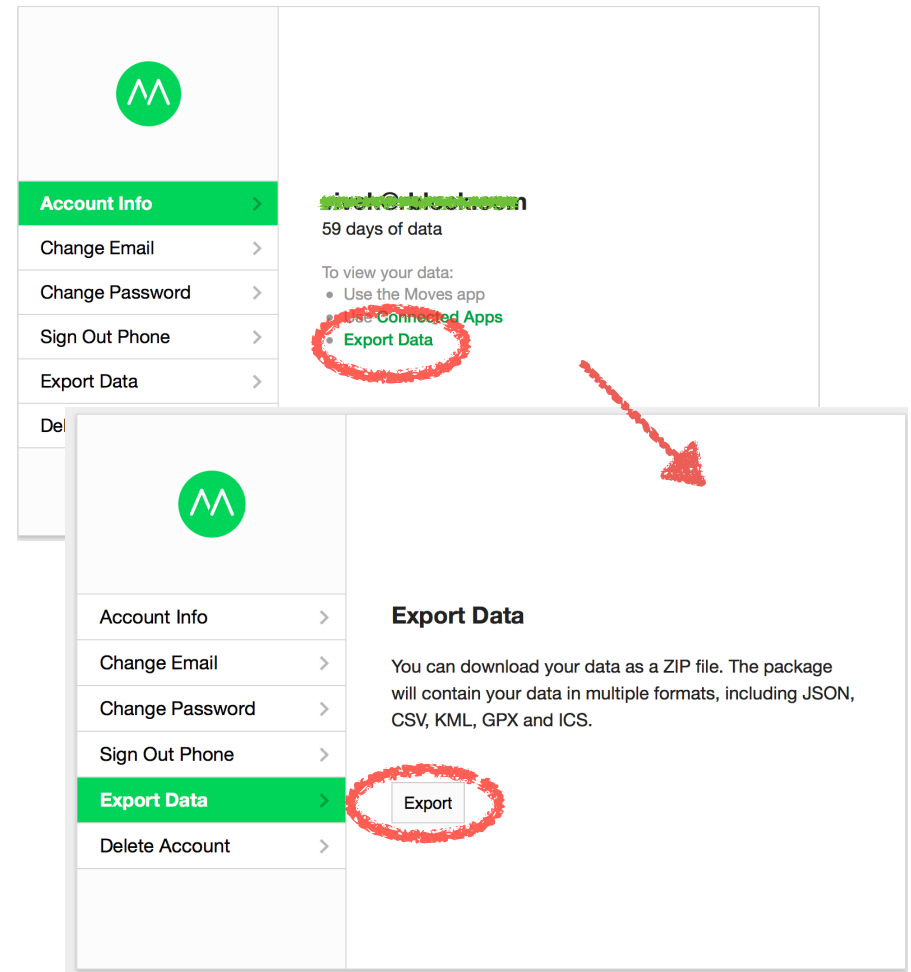
Click the 'M' on the right corner of the app screen and go to **Settings**. Create your account so that you can use it to export your data afterwards.


# Export Data Instruction

Go to [www.moves-app.com](https://www.moves-app.com) and sign in.



Choose **Export Data** on the menu.





Sign in to access your Moves Account

[Forgot password](#)

To create an account, download Moves for iPhone or Android and create an account in the app.

# Report Your Data

The downloaded file is **moves\_export**.

