



Boostnote Markdown CheatSheet

The missing markdown feature cheat sheet for [Boostnote](#).

It tries to give a short summary of all formatting options which are available in Boostnote.

⚠ Only works in Boostnote.

🔗 Open the [Preview Page](#) to see how it's rendered.

:u5408: [Chinese Version](#)

i How to add it to Boostnote

1. Open the RAW version of this file.
 2. Copy it with `ctrl + a` and `ctrl + c`
 3. Create an empty *Markdown Note* in Boostnote paste it with `ctrl + shift + v`
(The *shift* is important to skip escaping)
-

- Text Formatting
 - Emphasis
 - Abbreviation
 - Superscript
 - Link
 - Check box
 - Quotation
 - Footnotes
 - Html
 - Emoticons
 - Arrows
 - Keystrokes
 - Source Code
- Structuring
 - List
 - Definition list
 - Table
 - Block
 - Fold
 - Horizontal line
 - Admonition
- Image
 - Gallery
- Latex
- Diagram Integrations
 - Flowchart
 - Sequence
 - `[mermaid](#mermaid)`
 - Chart
 - `[Ditaa](#Ditaa)`
 - `[Plant UML](#Plant-UML)`
 - `[Fun Diagram ref](#Fun-Diagram-refhttpsplantumlcomskinparam)`
 - `[MindMap Ref](#MindMap-Refhttpsplantumlcommindmap-diagram)`
 - `[MindMap Ref](#MindMap-Refhttpsplantumlcomgantt-diagram)`

- [Time Diagram Ref](#Time-Diagram-Refhttpsplantumlcomtiming-diagram)
- [WBS Diagram Ref](#WBS-Diagram-Refhttpsplantumlcomwbs-diagram)

Table of Contents generated by:

Shortcut: `Shift + ctrl + T`

Menu: *File / Generate / Update Markdown TOC*

Text Formatting

Emphasis

Italic type

Bold

~~Negative~~

highlighted

Abbreviation

The HTML specification
is maintained by the W3C.

Superscript

H₂O

29th

Link

Simple link : https://en.wikipedia.org/wiki/Microsoft_Notepad

Named link : [Boostnote](#)

Tooltip link : [Hover Me](#)

Jump to line : [Go to line 200](#)

Check box

Task 1

Task 2

Quotation

Quotation

Quotation Quotation

Footnotes

Here is a footnote reference,^[1] and another.^[2]

Html

Green Text

Yellow Text

underlined

HTML only works if you enable:

Menu: *Preferences / Interface / Preview / Sanitization / Allow dangerous html tags*

Emoticons

Emoji by shortcode: 📄 📄 👁

Emoji by Unicode: 📄 📄 👁

[complete emoji list](#)

Arrows

→ →

← ←

<-> ↔

⇒ ⇒

⇐ ⇐

⇌ ⇌

Smart arrows only work if you enable:

Menu: *Preferences / Interface / Preview / Sanitization / Convert textual arrows to beautiful signs*

⚠ This will interfere with using HTML comments in your Markdown.

Keystrokes

Esc z

Source Code

```
1 Render: function () {
2   return (
3     <div className = "commentBox">
4       <H1> Comments </ H1>
5       <CommentList data = {this.state.data} />
6       <CommentForm onSubmit = {this.handleCommentSubmit} />
7     </div>
8   );
9 }
```

Structuring

List

- List 1
 - List 2
1. First ordered list item
Second line
 2. Another item

Definition list

Term 1 Definition 1

Term 2 Definition 2a

Definition 2b

Term 3

Term 1 Definition 1

Term 2 with **inline markup** Definition 2

```
{ some code, part of Definition 2 }
```

Third paragraph of definition 2.

Table

Tables	Are	Cool
col 3 is	right-aligned	\$1600
col 2 is	centered	\$12
zebra stripes	are neat	\$1
Grouping		

Table description

First Header	Second Header	Third Header
Content	<i>Long Cell</i>	
Content	Cell	Cell
New section	More	Data
And more	With an escaped '\'	

Markdown	Less	Pretty
<i>Still</i>	renders	nicely
1	2	3

There must be at least 3 dashes separating each header cell.
The outer pipes (|) are optional, and you don't need to make the raw Markdown line up prettily. You can also use inline Markdown.

Block

```
Some Infor First Line - Lorem ipsum dolor sit amet, consetetur sadipscing eli  
Some Infor Second Line - Lorem ipsum dolor sit amet, consetetur sadipscing eli  
Some Infor Third Line - Lorem ipsum dolor sit amet, consetetur sadipscing eli
```


Fold


► Boostnote is a notepad corresponding to markdown notation, which is a tool for organizing and sharing information.


Horizontal line


Horizontal lines have various ways of writing.


Admonition


 **Note**
Lorem ipsum

 **Hint**
Lorem ipsum

 **Caution**
Lorem ipsum

 **Error**
Lorem ipsum

 **Attention**
Lorem ipsum

 **Danger**
Lorem ipsum

Image

 **Boost Note**
Default:

Resized: 

Stretched: 

By Reference:  **Boost Note**

Gallery



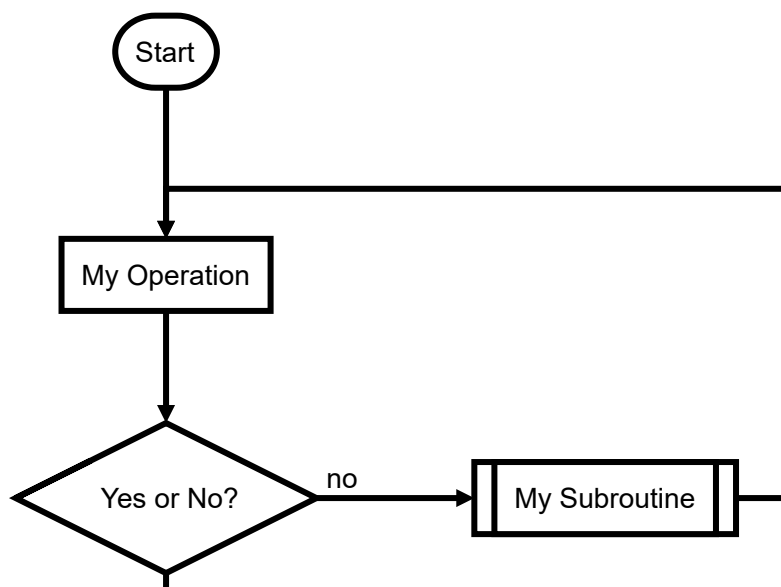
Use `gallery(autoplay=2000)` for 2 seconds image rotation.

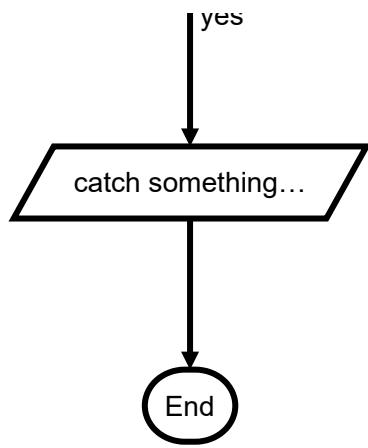
Latex

$$[x^n + y^n = z^n]$$
$$\frac{d}{dx} \left(\int_0^x f(u) du \right) = f(x).$$

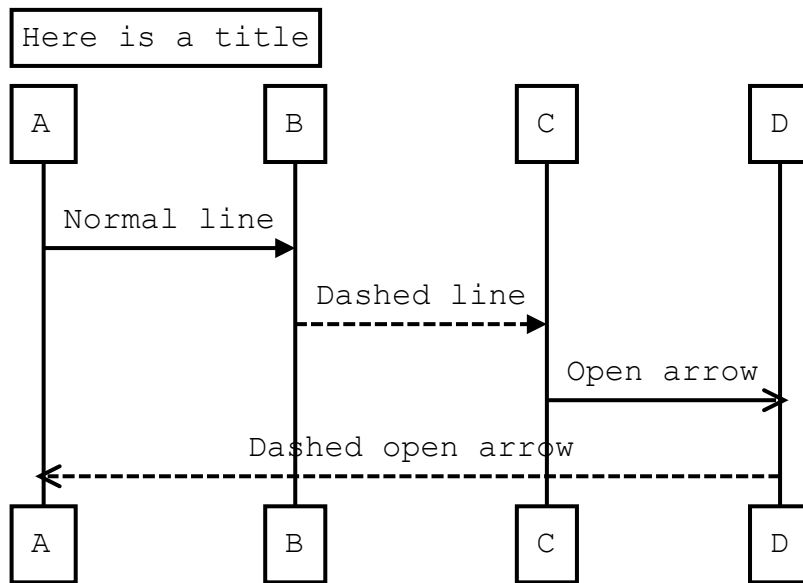
Diagram Integrations

Flowchart

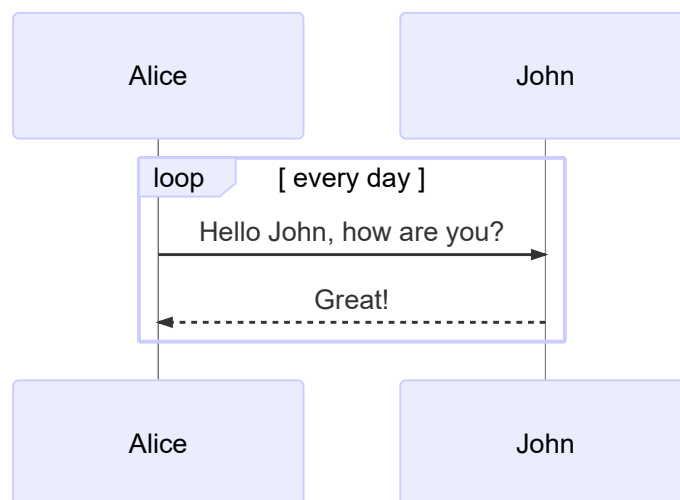




Sequence

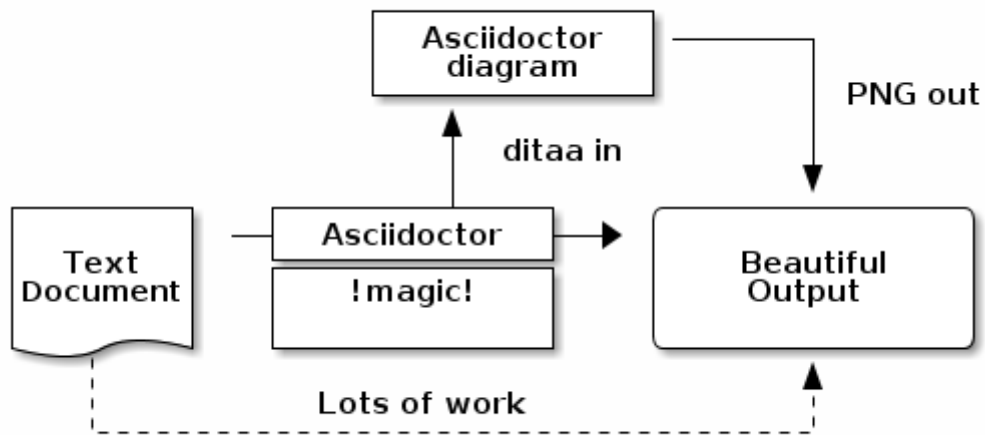
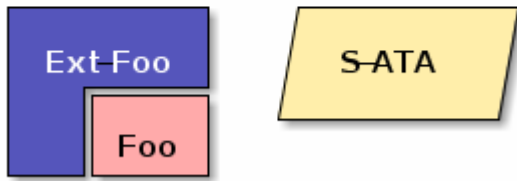
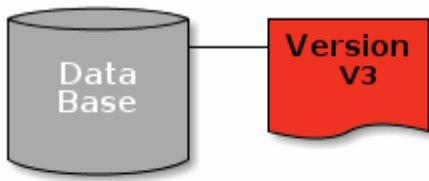


mermaid

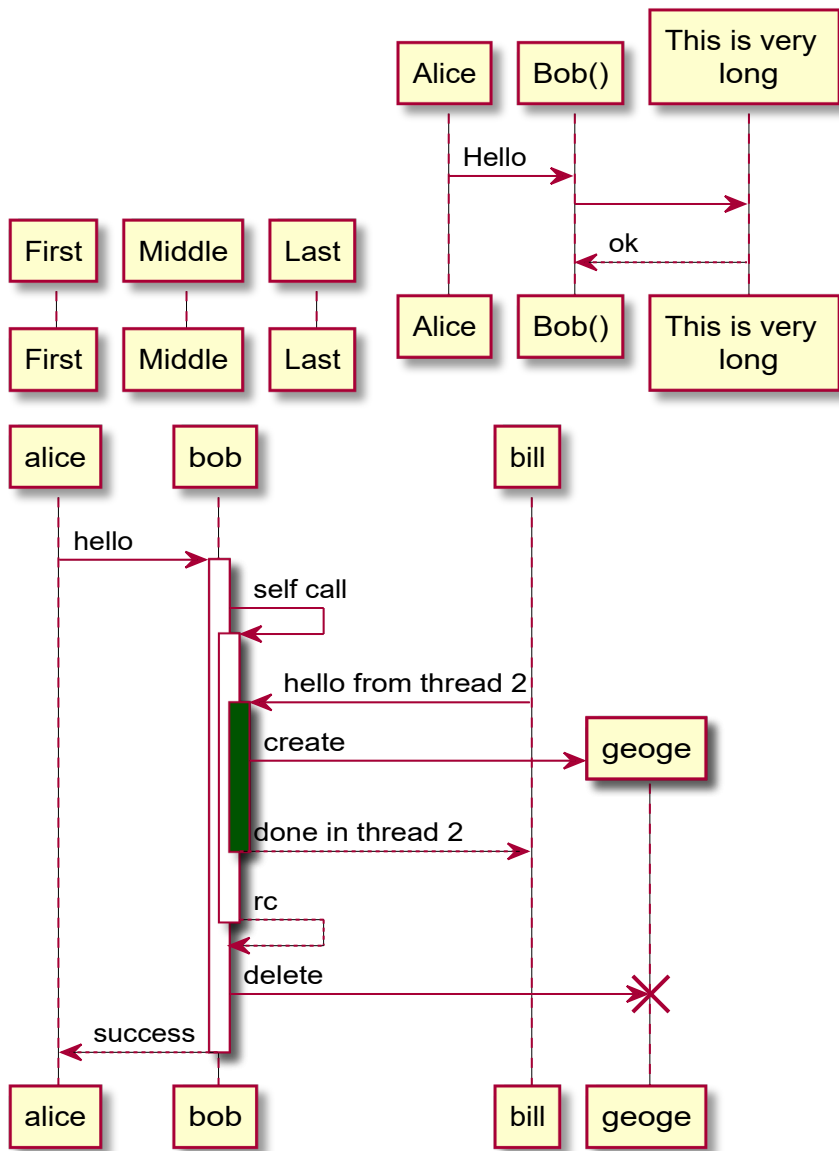


Chart

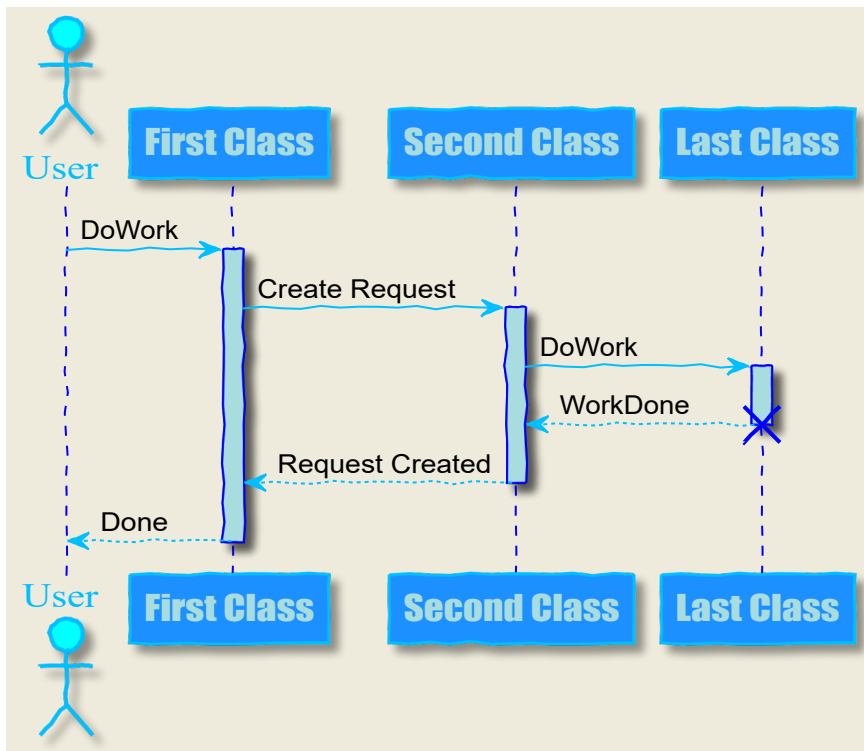
Ditaa



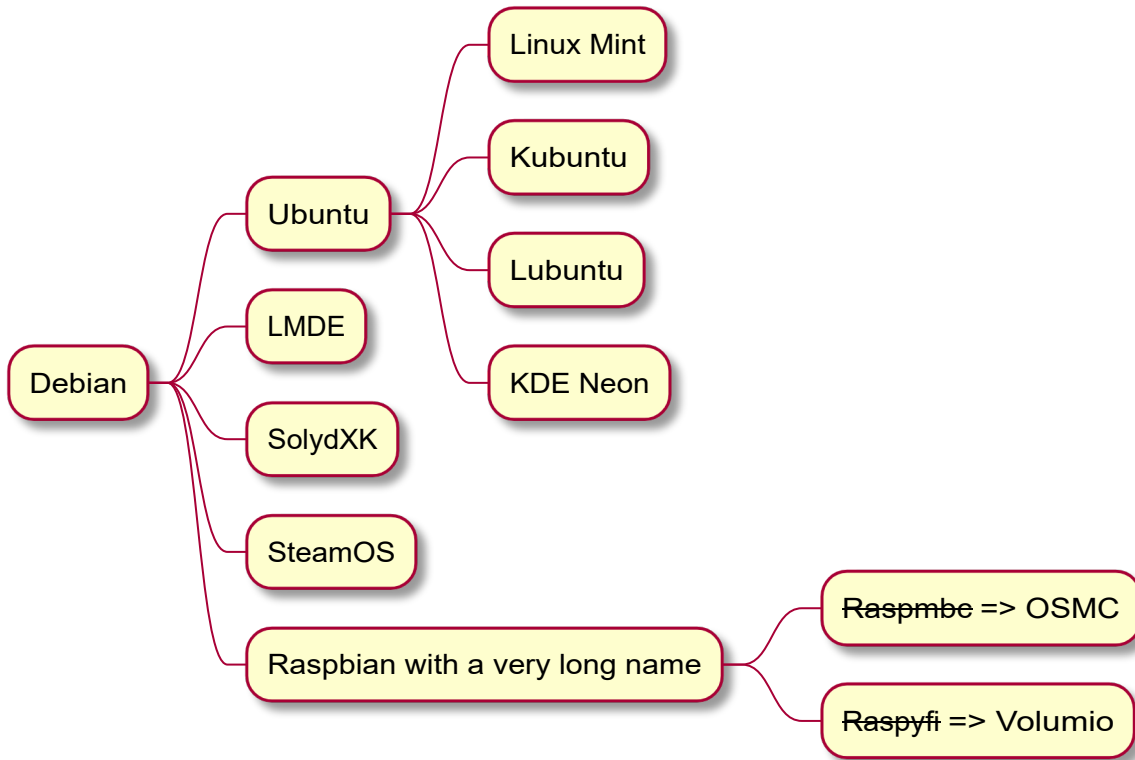
Plant UML




Fun Diagram ref



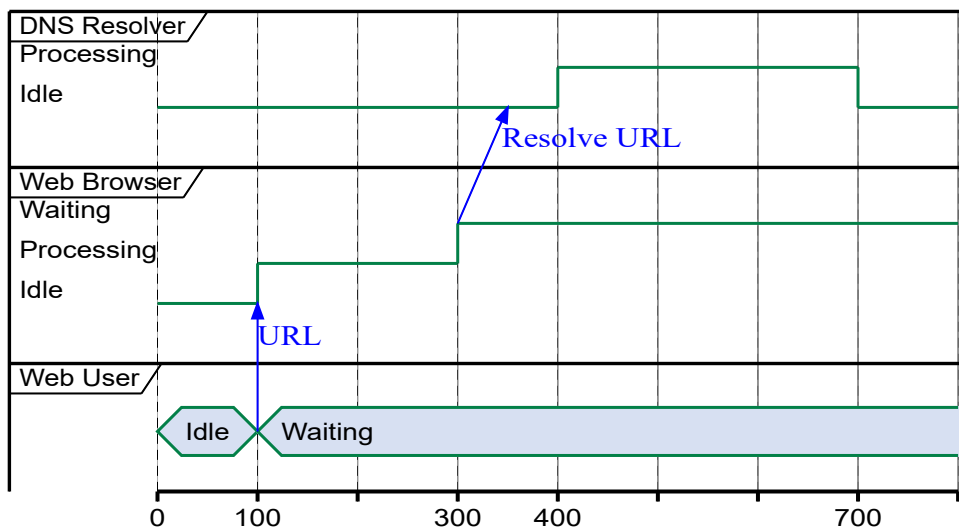
MindMap Ref



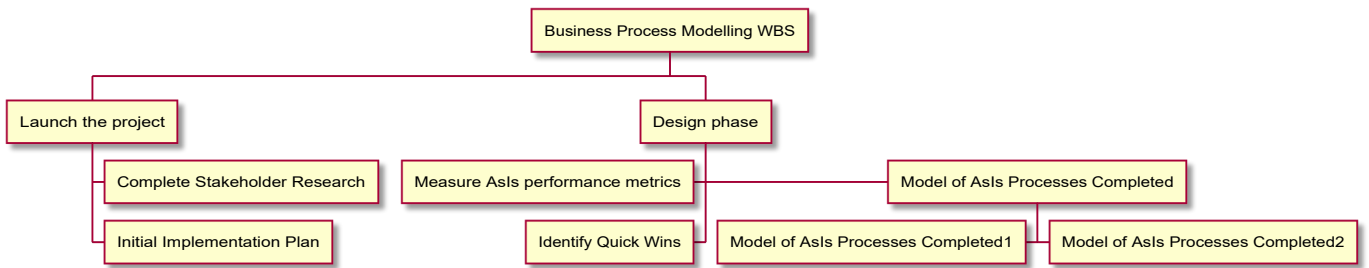
MindMap Ref



Time Diagram Ref



WBS Diagram Ref



1. Here is the footnote. ↵

2. Here's one with multiple blocks.

Subsequent paragraphs are indented to show that they belong to the previous footnote. ↵