

PROJECT LIST

NASA-MSL

8 experiments 4 unique pipelines

NASA-SMAP

8 experiments 4 unique pipelines

YAHOO-S5

3 experiments 1 unique pipelines



EXPERIMENTS

EXPERIMENT 1

Dataset: set1
By: Kalyan
DC: 08/29/2019
Experiment nr: 78

EXPERIMENT 2

Dataset: set2
By: Dongyu
DC: 08/27/2019
Experiment nr: 76

EXPERIMENT 3

Dataset: set2
By: Alex
DC: 08/27/2019
Experiment nr: 66

EXPERIMENT 4

Dataset: set3
By: Kalyan
DC: 08/22/2019
Experiment nr: 98



PIPELINE

LSTM_Dynamic

- TimeSegmentsAverage
- SimpleImputer
- MinMaxScalar
- RollingWindowSequence
- LSTMRegressor
- RegressionErrors
- FindAnomaly

Mean_24h_LSTM

- TimeSegmentsAverage
- SimpleImputer
- MinMaxScalar
- RollingWindowSequence
- LSTMRegressor
- RegressionErrors
- FindAnomaly

Mean_24h_LSTM

- TimeSegmentsAverage
- SimpleImputer
- MinMaxScalar
- RollingWindowSequence
- LSTMRegressor
- RegressionErrors
- FindAnomaly

LSTM_Dynamic

- TimeSegmentsAverage
- SimpleImputer
- MinMaxScalar
- RollingWindowSequence
- LSTMRegressor
- RegressionErrors
- FindAnomaly

PROJECT LIST

NASA-MSL


8 experiments 4 unique pipelines

NASA-SMAP

8 experiments 4 unique pipelines

YAHOO-S5

3 experiments 1 unique pipelines



EXPERIMENTS

EXPERIMENT 1

Dataset: set1
By: Kalyan
DC: 08/29/2019
Experiment nr: 78

EXPERIMENT 2

Dataset: set2
By: Dongyu
DC: 08/27/2019
Experiment nr: 76

EXPERIMENT 3

Dataset: set2
By: Alex
DC: 08/27/2019
Experiment nr: 66

EXPERIMENT 4

Dataset: set3
By: Kalyan
DC: 08/22/2019
Experiment nr: 98



PIPELINE

LSTM_Dynamic

- TimeSegmentsAverage
- SimpleImputer
- MinMaxScalar
- RollingWindowSequence
- LSTMRegressor
- RegressionErrors
- FindAnomaly

Mean_24h_LSTM

- TimeSegmentsAverage
- SimpleImputer
- MinMaxScalar
- RollingWindowSequence
- LSTMRegressor
- RegressionErrors
- FindAnomaly

Mean_24h_LSTM

- TimeSegmentsAverage
- SimpleImputer
- MinMaxScalar
- RollingWindowSequence
- LSTMRegressor
- RegressionErrors
- FindAnomaly

LSTM_Dynamic

- TimeSegmentsAverage
- SimpleImputer
- MinMaxScalar
- RollingWindowSequence
- LSTMRegressor
- RegressionErrors
- FindAnomaly

PROJECT LIST

NASA-MSL


8 experiments 4 unique pipelines

NASA-SMAP

8 experiments 4 unique pipelines

YAHOO-S5

3 experiments 1 unique pipelines



EXPERIMENTS

EXPERIMENT 1

Dataset: set1
By: Kalyan
DC: 08/29/2019
Experiment nr: 78

EXPERIMENT 2

Dataset: set2
By: Dongyu
DC: 08/27/2019
Experiment nr: 76

EXPERIMENT 3

Dataset: set2
By: Alex
DC: 08/27/2019
Experiment nr: 66

EXPERIMENT 4

Dataset: set3
By: Kalyan
DC: 08/22/2019
Experiment nr: 98



PIPELINE

LSTM_Dynamic

TimeSegmentsAverage
SimpleImputer
MinMaxScalar
RollingWindowSequence
LSTMRegressor
RegressionErrors
FindAnomaly

Mean_24h_LSTM

TimeSegmentsAverage
SimpleImputer
MinMaxScalar
RollingWindowSequence
LSTMRegressor
RegressionErrors
FindAnomaly

Mean_24h_LSTM

TimeSegmentsAverage
SimpleImputer
MinMaxScalar
RollingWindowSequence
LSTMRegressor
RegressionErrors
FindAnomaly

LSTM_Dynamic

TimeSegmentsAverage
SimpleImputer
MinMaxScalar
RollingWindowSequence
LSTMRegressor
RegressionErrors
FindAnomaly

PROJECT LIST

NASA-MSL

8 experiments 4 unique pipelines

NASA-SMAP

8 experiments 4 unique pipelines

YAHOO-S5

3 experiments 1 unique pipelines



EXPERIMENTS

EXPERIMENT 1

Dataset: set1
By: Kalyan
DC: 08/29/2019
Experiment nr: 78

EXPERIMENT 2

Dataset: set2
By: Dongyu
DC: 08/27/2019
Experiment nr: 76

EXPERIMENT 3

Dataset: set2
By: Alex
DC: 08/27/2019
Experiment nr: 66

EXPERIMENT 4

Dataset: set3
By: Kalyan
DC: 08/22/2019
Experiment nr: 98



PIPELINE

LSTM_Dynamic

TimeSegmentsAverage
SimpleImputer
MinMaxScalar
RollingWindowSequence
LSTMRegressor
RegressionErrors
FindAnomaly

Mean_24h_LSTM

TimeSegmentsAverage
SimpleImputer
MinMaxScalar
RollingWindowSequence
LSTMRegressor
RegressionErrors
FindAnomaly

Mean_24h_LSTM

TimeSegmentsAverage
SimpleImputer
MinMaxScalar
RollingWindowSequence
LSTMRegressor
RegressionErrors
FindAnomaly

LSTM_Dynamic

TimeSegmentsAverage
SimpleImputer
MinMaxScalar
RollingWindowSequence
LSTMRegressor
RegressionErrors
FindAnomaly

PROJECT LIST

NASA-MSL

8 experiments 4 unique pipelines

NASA-SMAP

8 experiments 4 unique pipelines

YAHOO-S5

3 experiments 1 unique pipelines



EXPERIMENTS

EXPERIMENT 1

Dataset: set1
By: Kalyan
DC: 08/29/2019
Experiment nr: 78

EXPERIMENT 4

Dataset: set3
By: Kalyan
DC: 08/22/2019
Experiment nr: 98

PIPELINE

LSTM_Dynamic

- TimeSegmentsAverage
- SimpleImputer
- MinMaxScalar
- RollingWindowSequence
- LSTMRegressor
- RegressionErrors
- FindAnomaly

Mean_24h_LSTM

- TimeSegmentsAverage
- SimpleImputer
- MinMaxScalar
- RollingWindowSequence
- LSTMRegressor
- RegressionErrors
- FindAnomaly

Mean_24h_LSTM

- TimeSegmentsAverage
- SimpleImputer
- MinMaxScalar
- RollingWindowSequence
- LSTMRegressor
- RegressionErrors
- FindAnomaly

LSTM_Dynamic

- TimeSegmentsAverage
- SimpleImputer
- MinMaxScalar
- RollingWindowSequence
- LSTMRegressor
- RegressionErrors
- FindAnomaly

PROJECT LIST

NASA-MSL


8 experiments 4 unique pipelines

NASA-SMAP

8 experiments 4 unique pipelines

YAHOO-S5

3 experiments 1 unique pipelines



EXPERIMENTS

EXPERIMENT 1 >

Dataset: set1
By: Kalyan
DC: 08/29/2019
Experiment nr: 78

EXPERIMENT 2

Dataset: set2
By: Dongyu
DC: 08/27/2019
Experiment nr: 76

EXPERIMENT 3

Dataset: set2
By: Alex
DC: 08/27/2019
Experiment nr: 66

EXPERIMENT 4 >

Dataset: set3
By: Kalyan
DC: 08/22/2019
Experiment nr: 98



PIPELINE

LSTM_Dynamic

- TimeSegmentsAverage
- SimpleImputer
- MinMaxScalar
- RollingWindowSequence
- LSTMRegressor
- RegressionErrors
- FindAnomaly

Mean_24h_LSTM

- TimeSegmentsAverage
- SimpleImputer
- MinMaxScalar
- RollingWindowSequence
- LSTMRegressor
- RegressionErrors
- FindAnomaly

Mean_24h_LSTM

- TimeSegmentsAverage
- SimpleImputer
- MinMaxScalar
- RollingWindowSequence
- LSTMRegressor
- RegressionErrors
- FindAnomaly

LSTM_Dynamic

- TimeSegmentsAverage
- SimpleImputer
- MinMaxScalar
- RollingWindowSequence
- LSTMRegressor
- RegressionErrors
- FindAnomaly

PROJECT LIST

NASA-MSL


8 experiments 4 unique pipelines

NASA-SMAP

8 experiments 4 unique pipelines

YAHOO-S5

3 experiments 1 unique pipelines



EXPERIMENTS

EXPERIMENT 1 >

Dataset: set1
By: Kalyan
DC: 08/29/2019
Experiment nr: 78

EXPERIMENT 2

Dataset: set2
By: Dongyu
DC: 08/27/2019
Experiment nr: 76

EXPERIMENT 3

Dataset: set2
By: Alex
DC: 08/27/2019
Experiment nr: 66

EXPERIMENT 4 >

Dataset: set3
By: Kalyan
DC: 08/22/2019
Experiment nr: 98



PIPELINE

LSTM_Dynamic

- TimeSegmentsAverage
- SimpleImputer
- MinMaxScalar
- RollingWindowSequence
- LSTMRegressor
- RegressionErrors
- FindAnomaly

Mean_24h_LSTM

- TimeSegmentsAverage
- SimpleImputer
- MinMaxScalar
- RollingWindowSequence
- LSTMRegressor
- RegressionErrors
- FindAnomaly

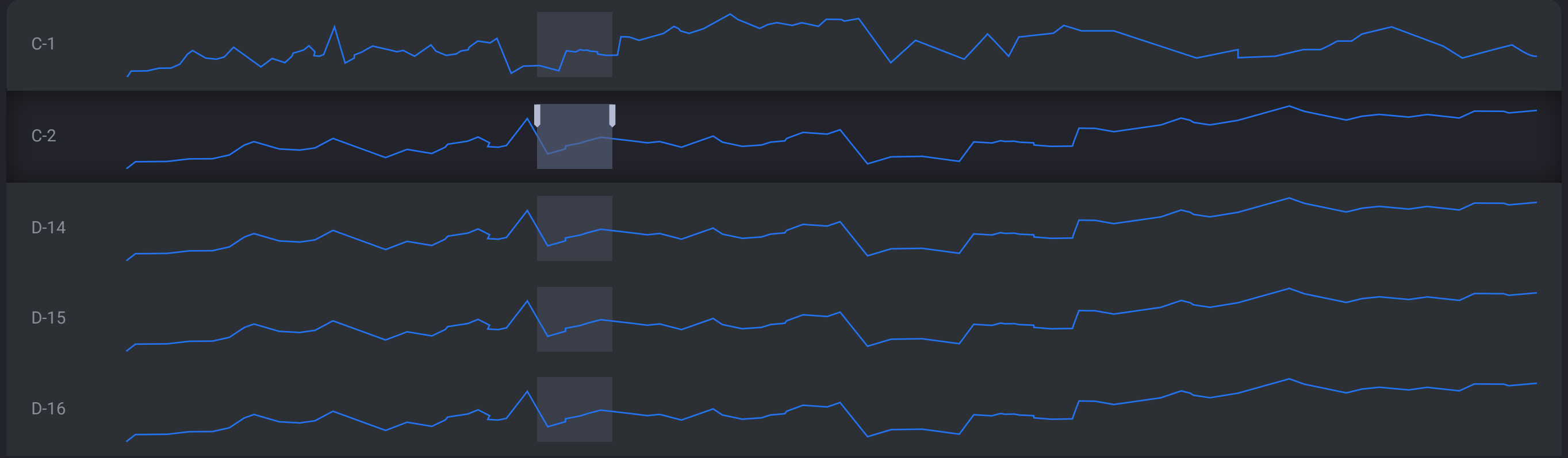
Mean_24h_LSTM

- TimeSegmentsAverage
- SimpleImputer
- MinMaxScalar
- RollingWindowSequence
- LSTMRegressor
- RegressionErrors
- FindAnomaly

LSTM_Dynamic

- TimeSegmentsAverage
- SimpleImputer
- MinMaxScalar
- RollingWindowSequence
- LSTMRegressor
- RegressionErrors
- FindAnomaly

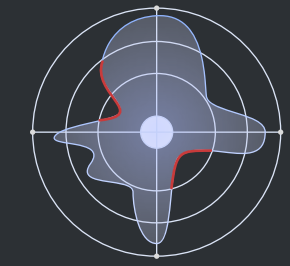
< Projects



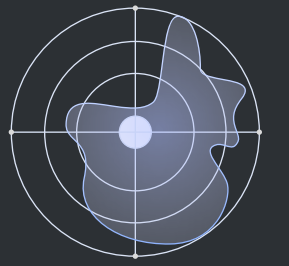
Add Event
 Assess Mode

C-2

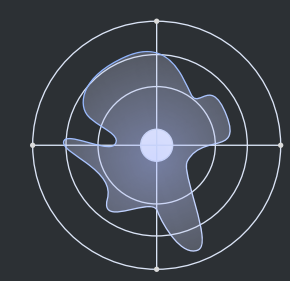
Show Missing
 Show Events



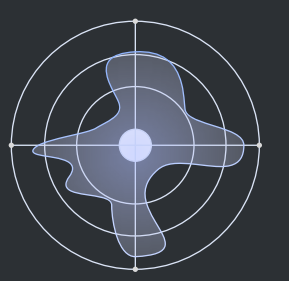
2008



2009



2010



2011

