

Presentation on E-Shop App

Presented By

Jubair Ahmed Junjun

B.Sc in Computer Science & Engineering(CSE)





WELCOME



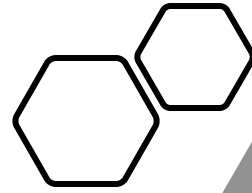
E-Shop App

Here I am conducting E-shop Application which is based-on Online Computer System.



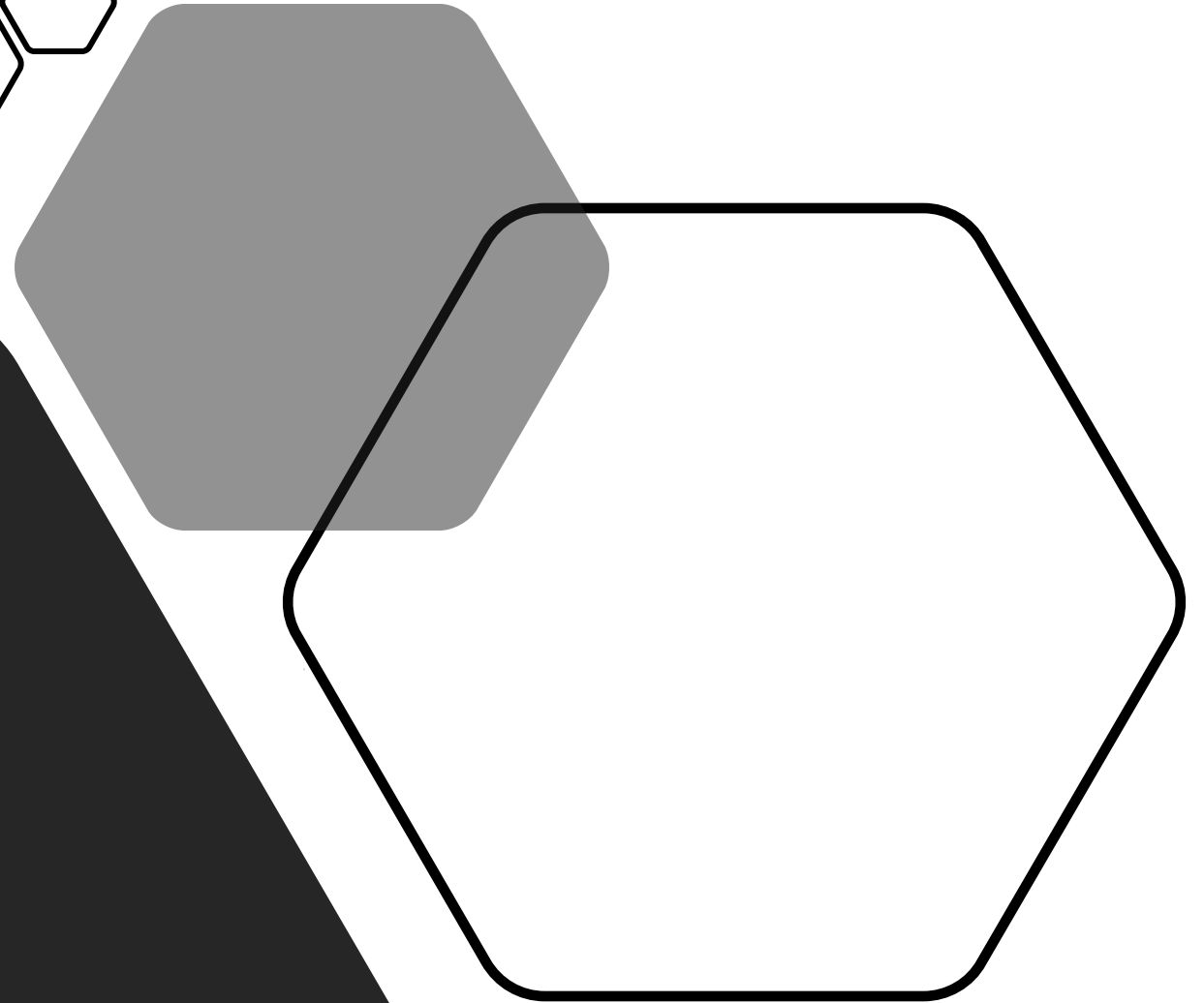
e-shop

E-Shop App



➤ Contents

- Introduction
- Problem definition
- Problem solution
- Tools & Technology
- Project Description
- Conclusion



Introduction

This project is a web based shopping system for an existing shop. This project is an attempt to provide the advantages of online shopping to customers of a real shop. It helps buying the products in the shop anywhere through internet by using an android device. Thus the customer will get the service of online shopping and home delivery from his favorite shop. This system can be implemented to any shop in the locality or to multinational branded shops having retail outlet chains.

Problem Definition

- It takes a lot of time to go into a store and try finding your way around the big supermarket;
- sometimes it can get worse when the store is not properly sectioned.
- It is obvious that it will take a significantly shorter time to order for goods and services online than to move from one supermarket to the other trying to get things.
- This is so different from going to the supermarket to buy things, most times, you have to get on a queue just to make payment and this can be stressful.

there are limited options. Some limited to the products in that specific vicinity or community, some other ones to the goods being produced in that state and the lucky ones get to display the goods produced within the country.

Before making your purchase there is the option where you can read up the reviews given by other buyers that have used the product.

Problem Solution



SAVE YOUR TIME



LESS STRESSFUL



**MANY VARIETIES TO
SELECT FROM**



**MORE BONUSES AND
DISCOUNT DEALS OR
COUPONS**



**EASIER TO RETURN
GOODS AND CANCEL
ORDERS**



NO ONE HAS TO KNOW



**EASIER TO SEND GOODS
TO DISTANT PLACES**

Tools & Technology

- Tools:-
 - **Sublime Text/Vs Code** - Code Editor.
 - Xampp server - xampp server is a windows web development environment.its allows you to create web application with Apache,PHP and the mySQL database.its also come with phpmyadmin to easily manage your database.xampp server installs automatically (installer).and its uses is very intuitive.



Sublime Text



Visual Studio Code

Technology

- ◆ **Laravel**: Laravel is a free, open-source PHP web framework, created by Taylor Otwell and intended for the development of web applications following the model–view–controller (MVC) architectural pattern and based on Symfony. Some of the features of Laravel are a modular packaging system with a dedicated dependency manager, different ways for accessing relational databases, utilities that aid in application deployment and maintenance, and its orientation toward syntactic sugar.
- ◆ **MySQL** - mysql (database) is an open source database . MySQL is a most popular database system used with PHP.

Front end Technology

- **HTML** : html is used to create and save web document .
- **CSS** : **css** (cascading style sheets) create attractive layouts and affective design.
- **JavaScript** : Its programming language . commonly use with web browsers.
- **Hardware Requirement** : Basic Computer System.

Back end Technology

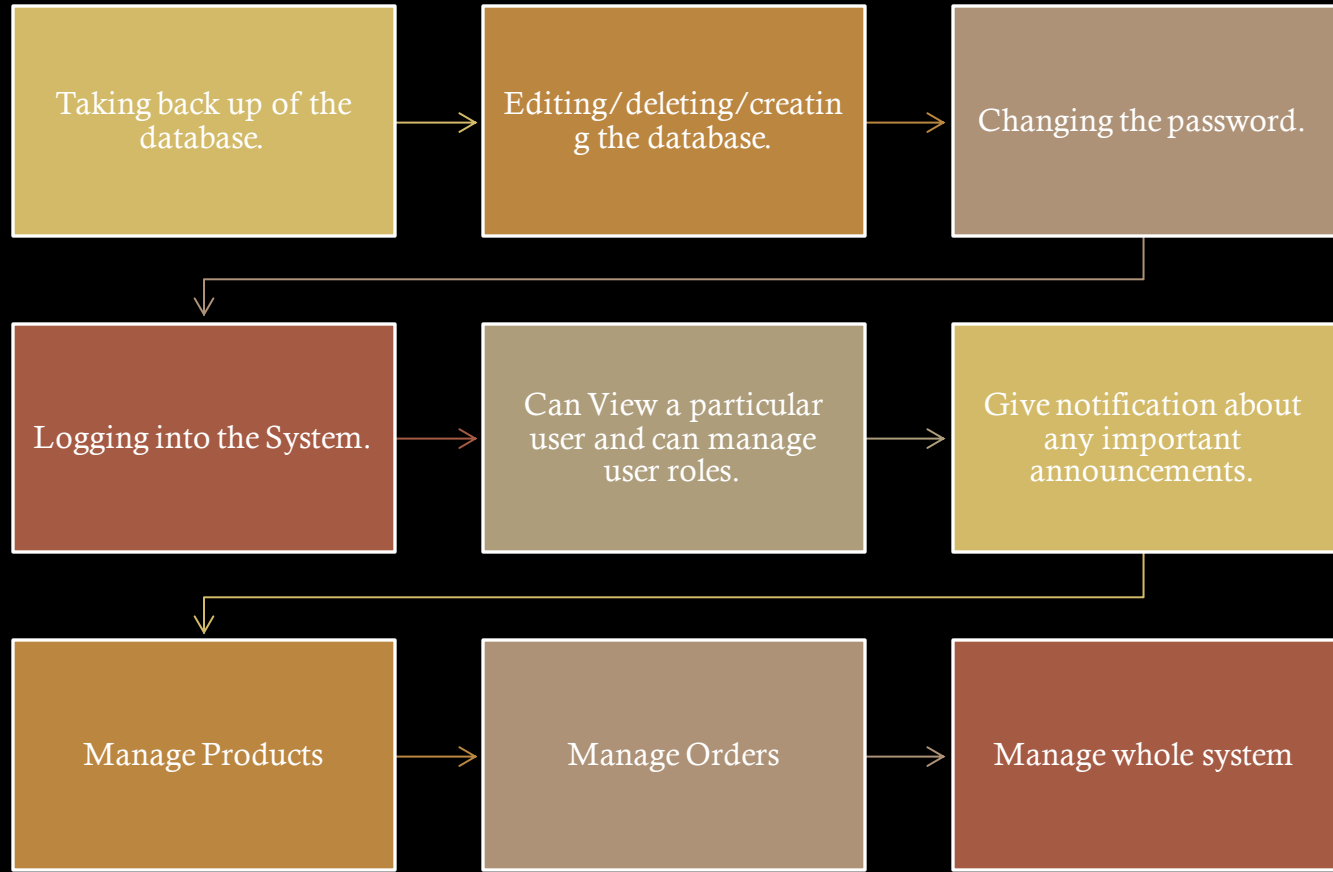
- ❑ **Laravel:** - Laravel is a technology that allows software developers to create a dynamically generated web pages in html , xml or other document types , as per client request.
- ❑ **MySQL:** mysql is a database widely used accessing querying , updating , managing data in databases.
- ◇ **Software Requirement :** -
 - ❑ Xampp

Project Description

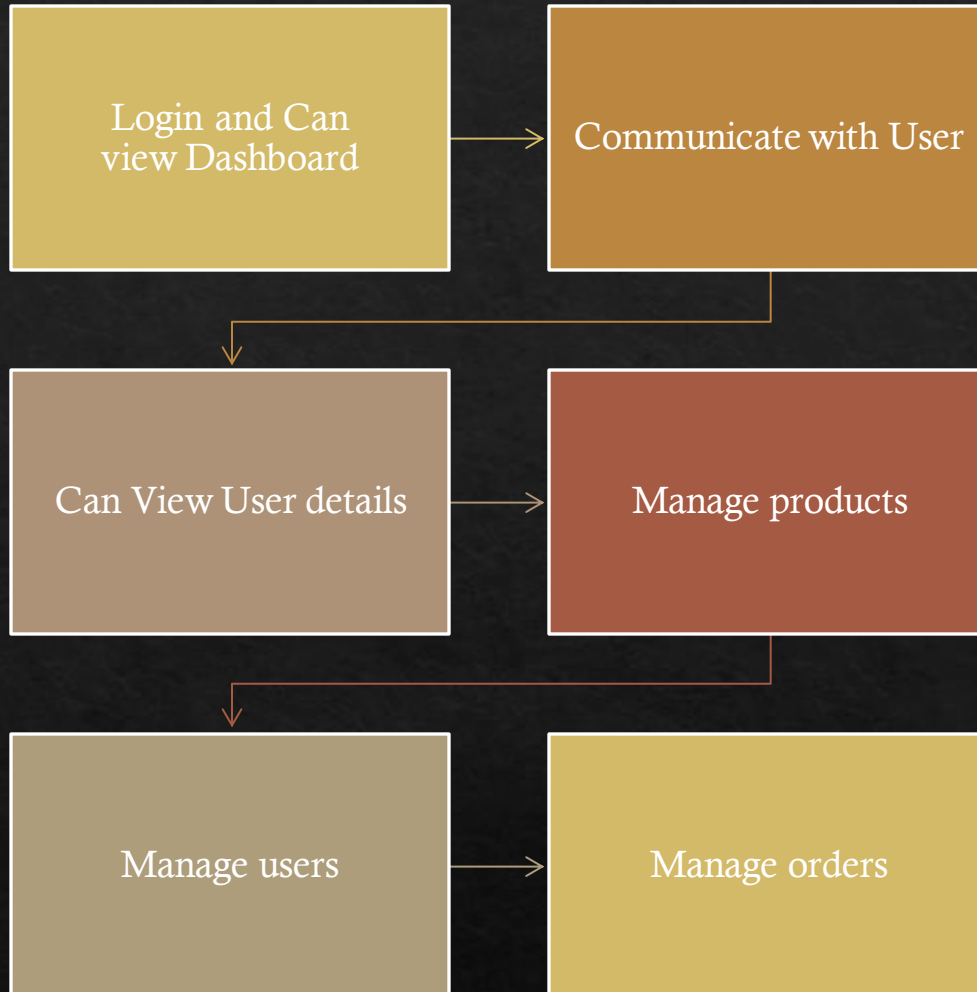
The project will complete in three modules which are as follow : -

E-Shop

- Admin
- Moderator
- User





Admin Aspects



Moderator Aspects



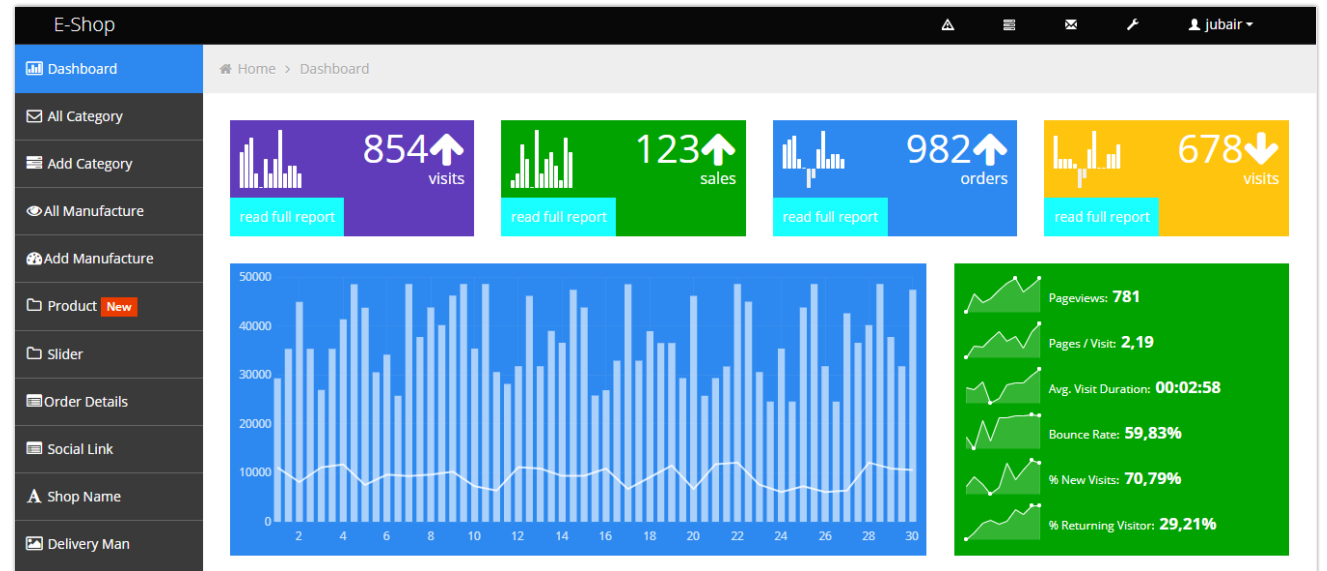
User Aspects

Login to your account

Admin Login Page

Admin Dashboard



Add Category Page :

E-Shop

Home > Add Category

Add Category

Category Name

Category Description

Publication Status

Add Category Cancel

All Category Page

Dashboard

All Category

Add Category

All Manufacture

Add Manufacture

Product **New**

Slider

Order Details

Social Link

Shop Name






















Delivery Man

Home > All Category

All Category

10 records per page

Search:

Category Id	Category Name	Category Description	Status	Actions
9	Women	This is women Category...	Active	  
10	Electronics	This is Electronics Category.. 	Active	  
11	Child	This is child Category...	Active	  
12	Other	This is other Category..	Active	  
13	Furniture	This is Furniture Category..	Active	  
14	Sports	This is Sports Category..	Active	  
15	Cloths	This is Cloths Category..	Active	  

All Manufacture



















E-Shop ⏏ ☰ ✉ 🔧 👤 jubair

Dashboard
All Category
Add Category
All Manufacture
Add Manufacture
Product New
Slider
Order Details
Social Link
Shop Name
Delivery Man

Home > Manufacture

All Manufacture

10 records per page Search:

Manufacture Id	Manufacture Name	Manufacture Description	Status	Actions
3	Hp	This is Hp Brands..	Active	  
4	ASUS123	This is Asus Brands..123	Active	  
5	Samsung	This is Samsung Brands....	Active	  
6	Fresh	This is Fresh Brands...	Active	  
7	Apple	This is Apple Brand	Active	  
2	Lara Brand	This is lara bands...Hello	Active	  

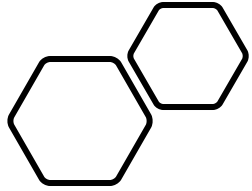
Showing 1 to 1 of 1 entries

Add Manufacture

The screenshot shows an admin dashboard for an E-Shop. The top navigation bar includes the site name 'E-Shop', a search icon, a menu icon, a mail icon, a wrench icon, and a user profile 'jubair'. The left sidebar contains a list of menu items: Dashboard, All Category, Add Category, All Manufacture, Add Manufacture (highlighted in blue), Product (with a 'New' badge), Slider, Order Details, Social Link, Shop Name, and Delivery Man. The main content area is titled 'Add Manufacture' and contains the following form fields:

- Manufacture Name:** A text input field.
- Manufacture Description:** A rich text editor with a toolbar containing icons for bold, italic, underline, text color, background color, bulleted list, numbered list, link, unlink, image, video, table, and source code.
- Publication Status:** A checkbox that is currently unchecked.

At the bottom of the form, there are two buttons: 'Add Manufacture' (in blue) and 'Cancel' (in grey).



Add Products

Add Product

Product Name

Product Category

Product Manufacture

Product Short Description

Rich text editor for Product Short Description with a toolbar containing icons for bold, italic, underline, text color, background color, bulleted list, numbered list, link, unlink, image, video, and undo/redo.

Product Long Description

Rich text editor for Product Long Description with a toolbar containing icons for bold, italic, underline, text color, background color, bulleted list, numbered list, link, unlink, image, video, and undo/redo.

Product Price

Product Image

Product Size

Product Color

Publication Status









E-Shop ⏏ ☰ ✉ ✎ 👤 jubair

Dashboard | Home > All Product

- Dashboard
- All Category
- Add Category
- All Manufacture
- Add Manufacture
- Product New
- Add Product
- All Product
- Slider
- Order Details
- Social Link
- Shop Name
- Delivery Man

All Product

10 records per page Search:

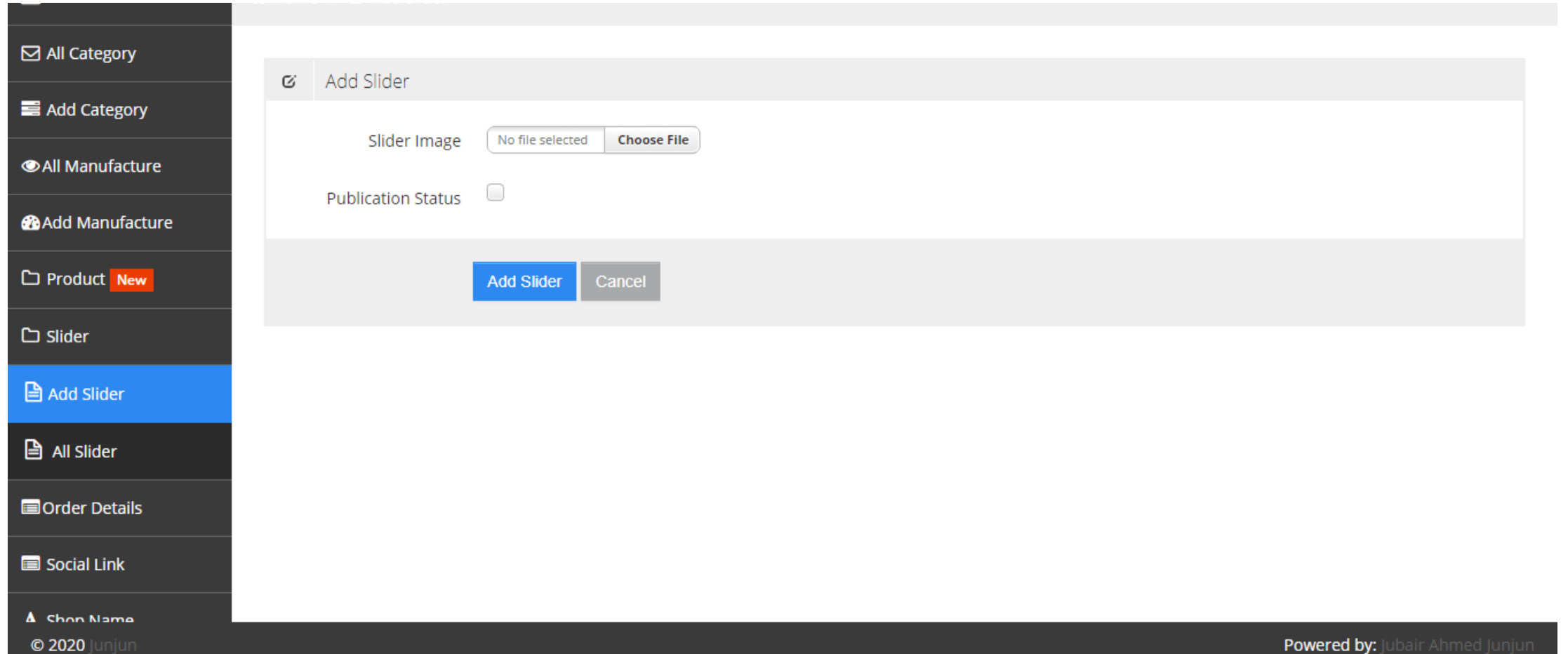
Product Id	Product Name	Product Image	Product Price	Category Name	Manufacture Name	Status	Actions
20	Watch		500	Electronics	Lara Brand	Unactive	↺ ↻ 🗑️
22	Power Bank		3000	Electronics	Hp	Unactive	↺ ↻ 🗑️
23	Projector		60000	Electronics	Lara Brand	Active	↺ ↻ 🗑️
24	Watch		60000	Electronics	Hp	Active	↺ ↻ 🗑️
25	LED		60000	Electronics	Apple	Unactive	↺ ↻ 🗑️
26	Pendrive		3000	Electronics	Hp	Active	↺ ↻ 🗑️
27	Watch		60000	Electronics	Apple	Active	↺ ↻ 🗑️
19	Laptop		60000	Electronics	Hp	Active	↺ ↻ 🗑️

Showing 1 to 1 of 1 entries

← Previous | 1 | Next →

All Products

Add Slider



The screenshot shows a dashboard with a sidebar on the left and a main content area. The sidebar contains the following menu items: All Category, Add Category, All Manufacture, Add Manufacture, Product **New**, Slider, **Add Slider** (highlighted in blue), All Slider, Order Details, Social Link, Shop Name, and © 2020 Junjun. The main content area displays the 'Add Slider' form, which includes a title 'Add Slider', a 'Slider Image' field with a 'No file selected' status and a 'Choose File' button, a 'Publication Status' field with an unchecked checkbox, and two buttons at the bottom: 'Add Slider' and 'Cancel'.

✎ Add Slider

Slider Image

Publication Status

© 2020 Junjun Powered by: Jubair Ahmed Junjun



















All Slider

E-Shop jubair

Home > All Slider

All Slider

10 records per page Search:

Slider Id	Slider Image	Status	Actions
2		Active	 
3		Active	 
4		Active	 
5		Active	 
6		Active	 
1		Active	 

Showing 1 to 1 of 1 entries

← Previous 1 Next →

© 2020 Junjun Powered by: Jubair Ahmed Junjun

















Order Details

E-Shop Home > Order Details

Dashboard
All Category
Add Category
All Manufacture
Add Manufacture
Product **New**
Slider
Order Details
Social Link
Shop Name
Delivery Man

Orders List

10 records per page Search:

Order Id	Customer Name	Order Total	Status	Actions
9	jubair	0.00	pending	   
1	forkan	1,000.00	pending	   
10	jubair ahmed	180,000.00	pending	   
8	jubair	6,000.00	pending	   

Showing 1 to 1 of 1 entries

← Previous 1 Next →

© 2020 junjun Powered by: Jubair Ahmed Junjun

Dashboard

All Category

Add Category

All Manufacture

Add Manufacture

 Product **New**

Slider

Order Details

Social Link

Shop Name

Delivery Man

Customer Details

Customer Name	Mobile
jubair ahmed	01245879223333

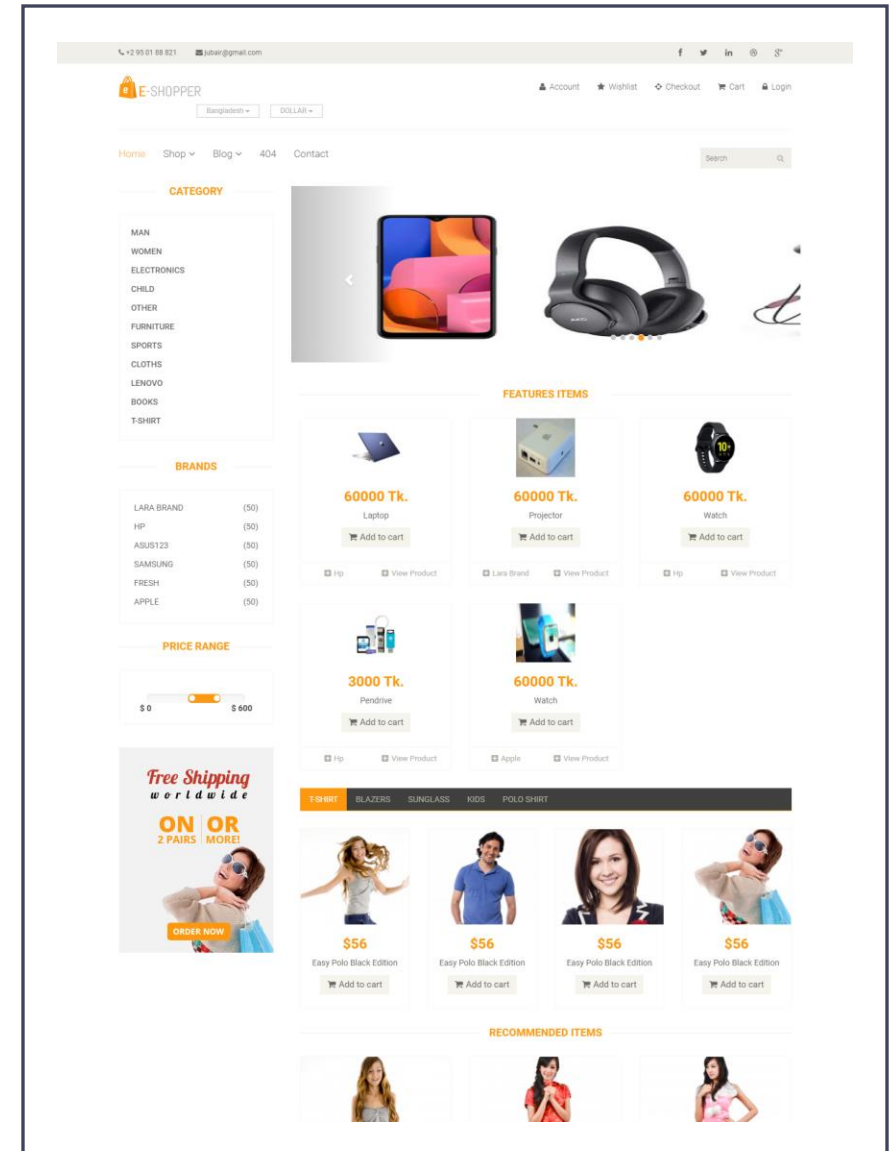
Shipping Details

User Name	Address	Mobile	Email
sohel	chawkbazar	01245789654	sohailul@gmail.com

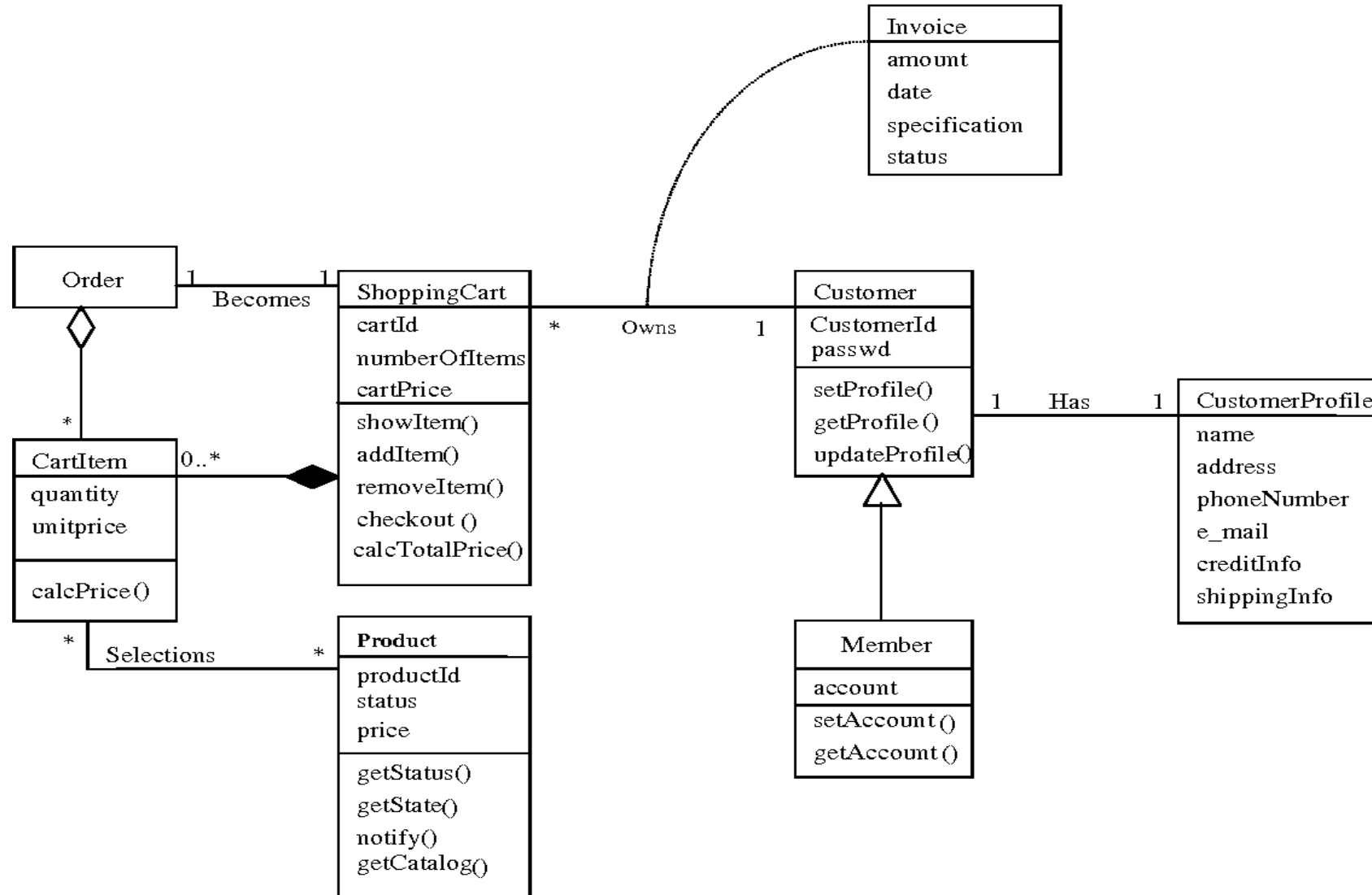
Order Details

Order Id	Product Name	Product Price	Product Sales Quantity	Product Sub Total
1	Watch	500	2	1000
8	Power Bank	3000	2	6000
10	Laptop	60000	3	180000
Total with Vat:				=180,000.00 Tk.

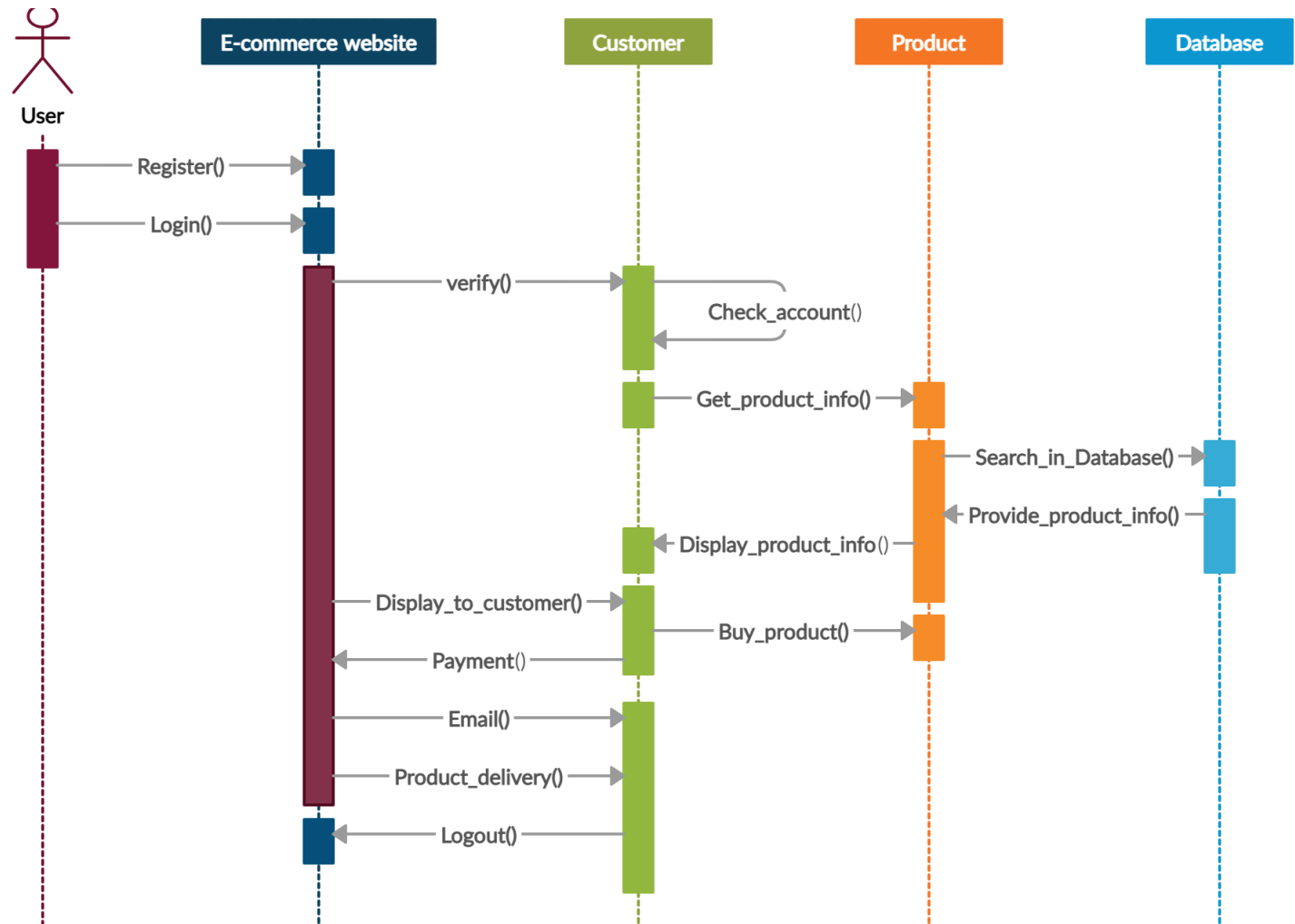
This is Project Screenshot .

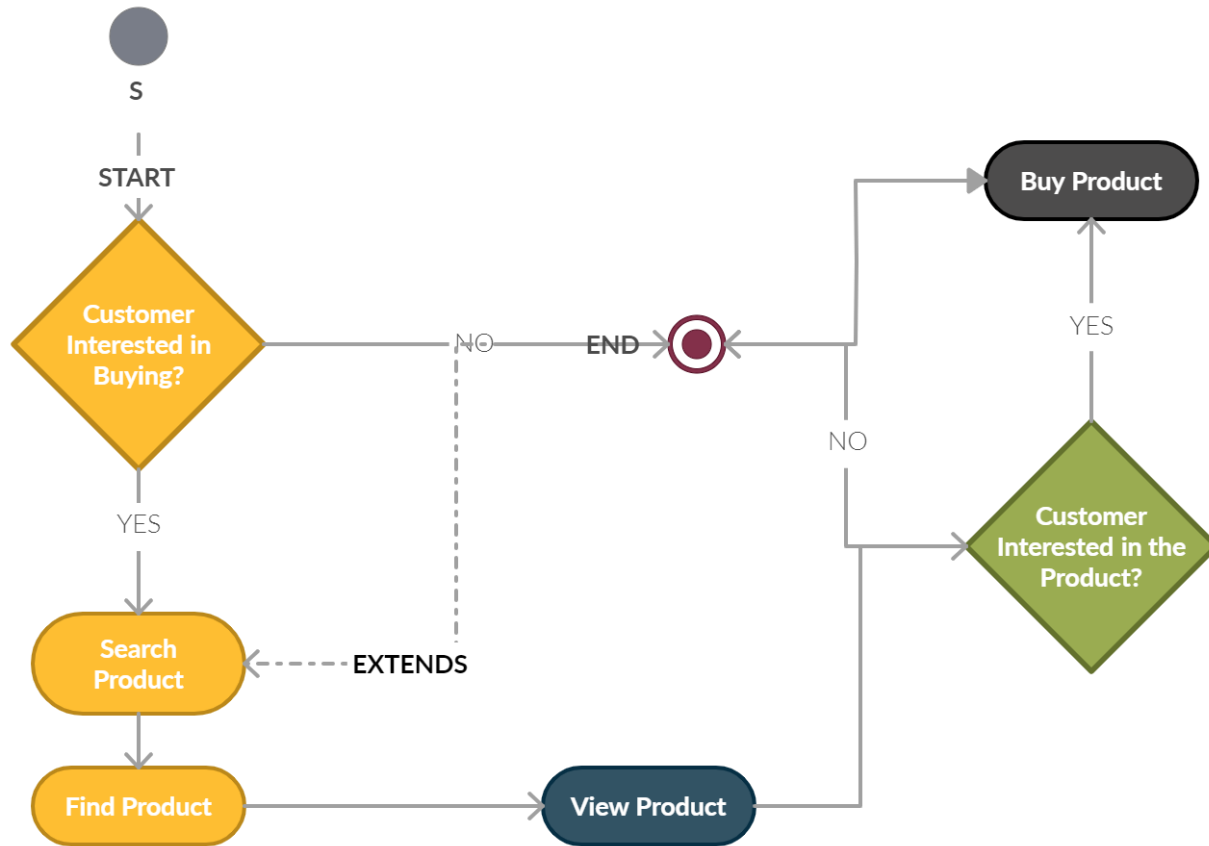


Class Diagram

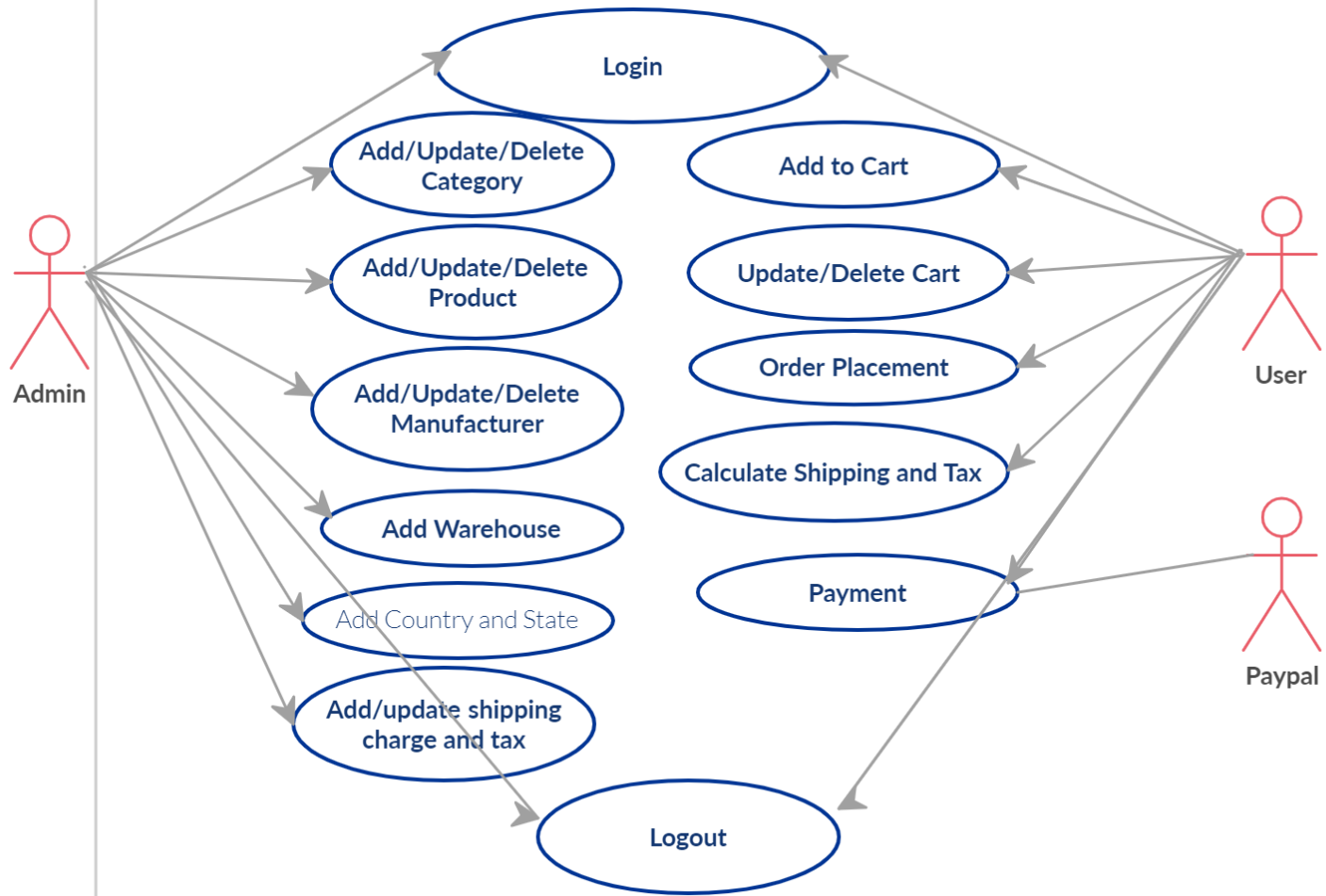


Sequence Diagram





Activity Diagram



Use Case Diagram

Conclusion

This project has given us great satisfaction in having designed an application which can be implemented to any nearby shops or branded shops selling various kinds of products by simple modifications



**THANK
YOU**

Thanks to you all for give opportunity to represent my project presentation in front of you all.



Join with me

Fb page : <https://www.facebook.com/jaisofttech>

Fb group : <https://www.facebook.com/groups/2704079586349093>

YouTube : https://www.youtube.com/c/JubairAhmedJunjun/videos?view_as=subscriber

LinkedIn : <https://www.linkedin.com/in/jubair-ahmed-junjun-4ab6a0177/>

Facebook profile : <https://www.facebook.com/jubair.junjun/>

Github : <https://github.com/Jubair-Ahmed-Junjun>

