

Figure 1: Login Screen

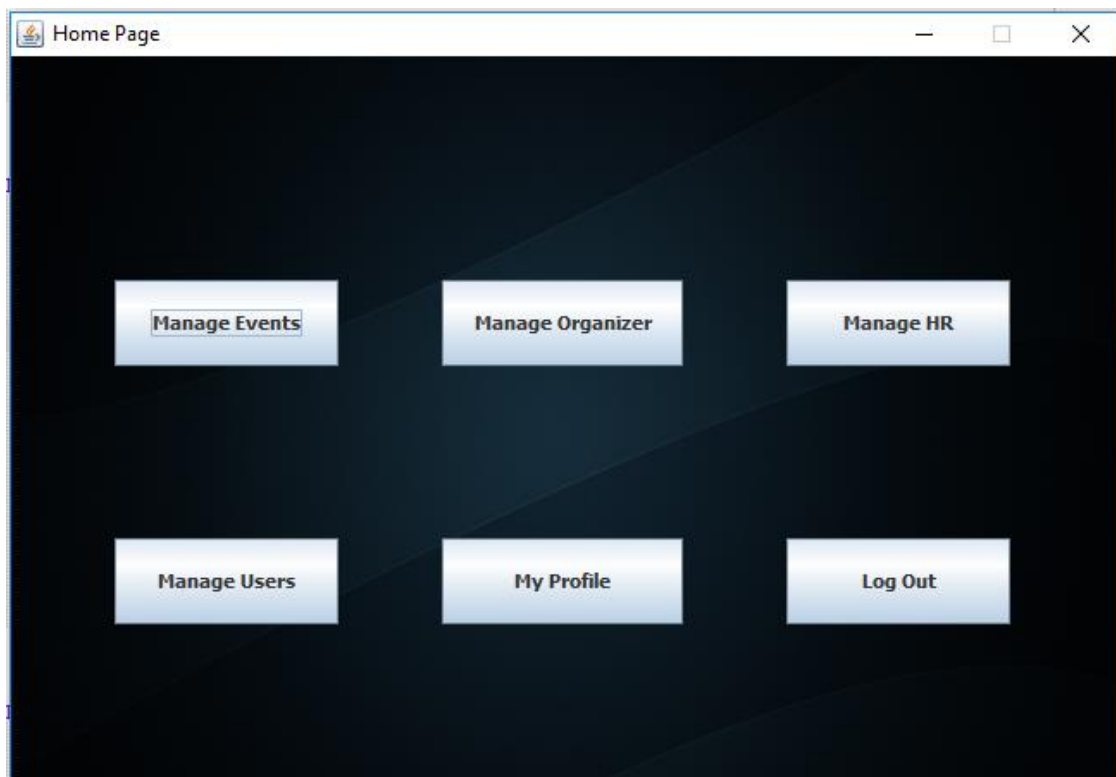


Figure 2: Homepage for admin and superadmin

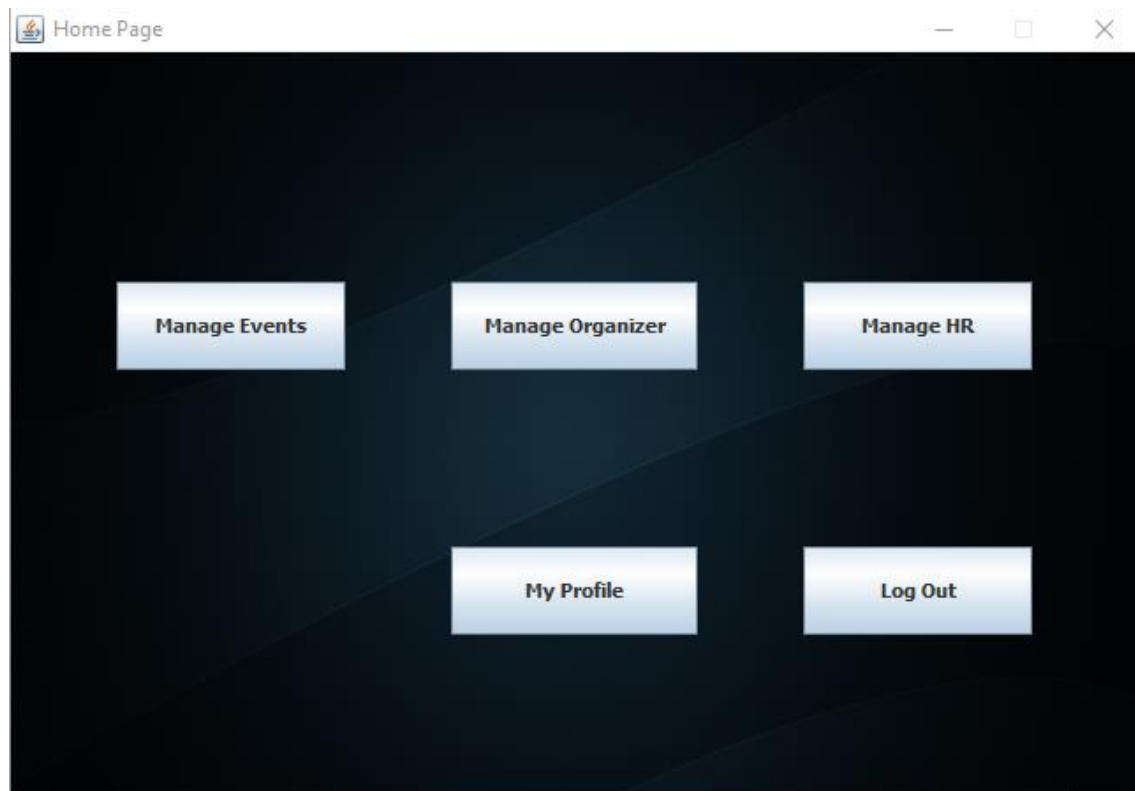


Figure 3: homepage for guest

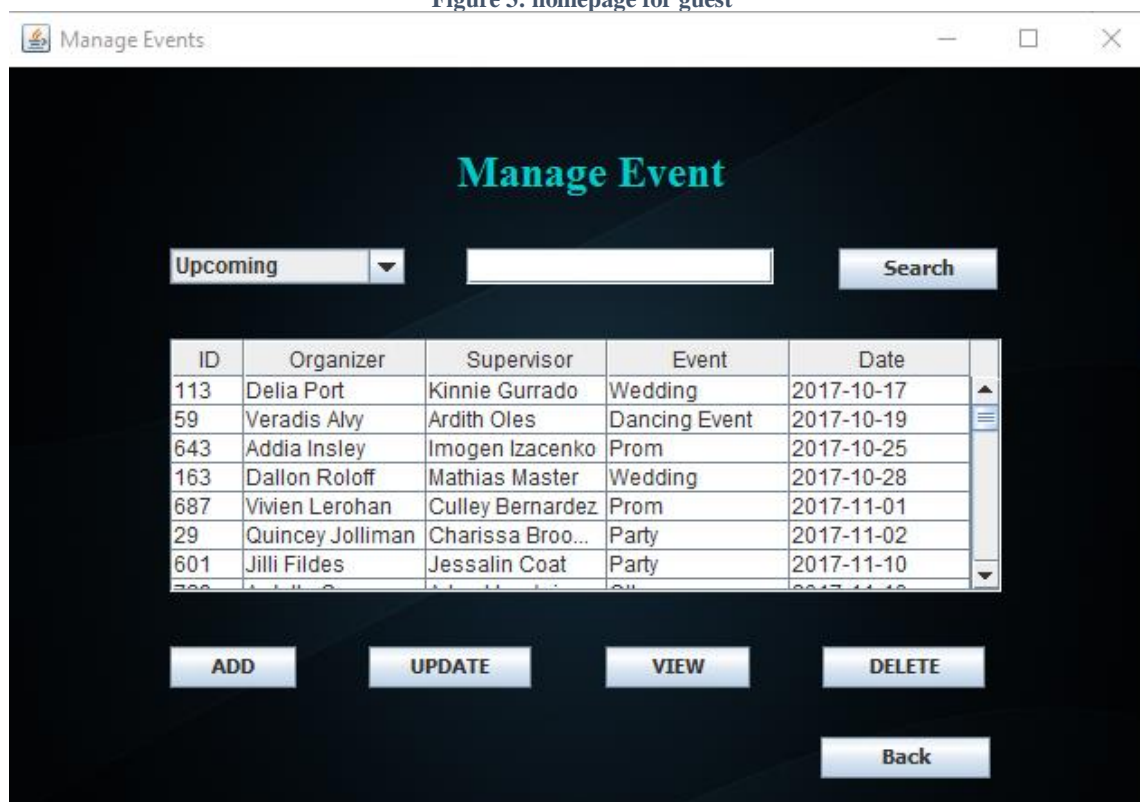


Figure 4:Manage Event

Manage Users

Manage User

Name

ID	Name	User Type	Email
1	Anish Karmi	superadmin	karmi214@gmail.co...
2	System	admin	System
3	Shea Hancock	admin	shancock0@macro...
4	Celene Westhofer	admin	cwesthofer1@biglo...
5	Dotty Woolerton	admin	dwoolerton2@sam...
6	Keller Pollen	admin	knollen3@howstuff...

Figure 5:Manage Event for guest user

Add Event

Supervisor: Lynnette Ulrik

Type of Event:

Description:

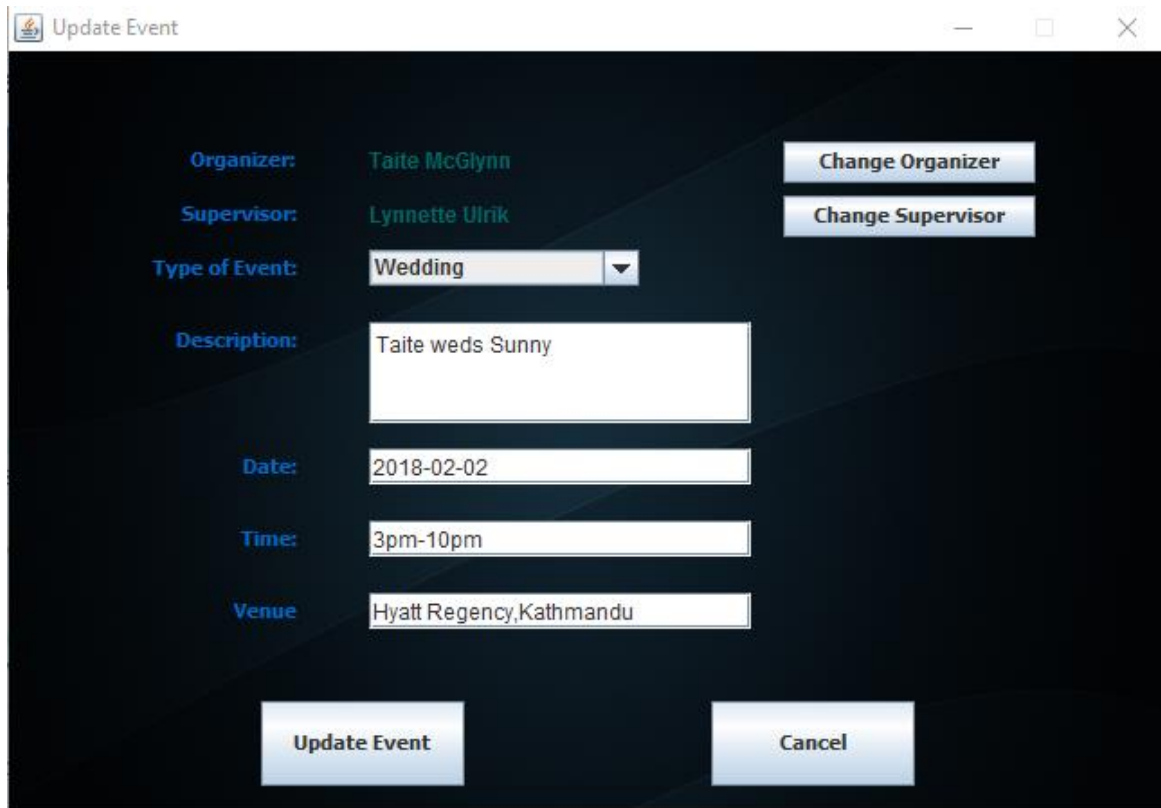
Date:

Time:

Venue:

Organizer
Name: Taite McGlynn
Email: tmcglynn1@linkedin....

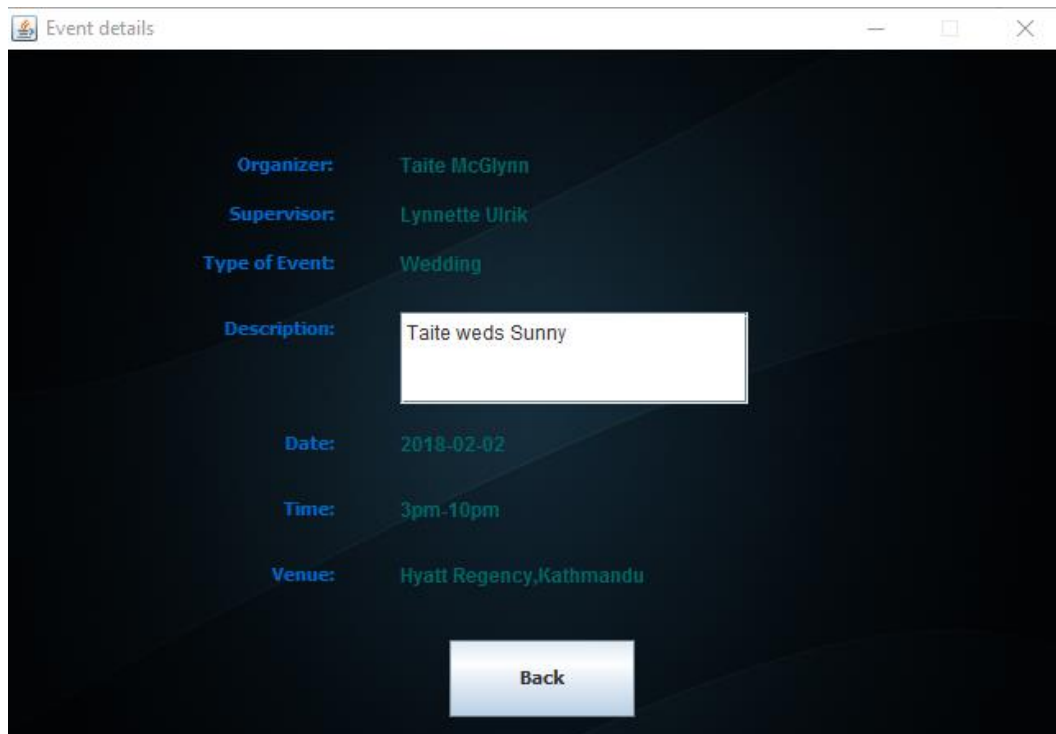
Figure 6:New Event



The 'Update Event' window is a dark-themed interface for editing event details. It features a title bar with a small icon and standard window controls. The form includes labels for 'Organizer', 'Supervisor', 'Type of Event', 'Description', 'Date', 'Time', and 'Venue'. The 'Organizer' and 'Supervisor' fields are populated with 'Taite McGlynn' and 'Lynnette Ulrik' respectively, each with a 'Change' button to its right. The 'Type of Event' is a dropdown menu currently showing 'Wedding'. The 'Description' is a text area containing 'Taite weds Sunny'. The 'Date' is '2018-02-02', 'Time' is '3pm-10pm', and 'Venue' is 'Hyatt Regency,Kathmandu'. At the bottom are 'Update Event' and 'Cancel' buttons.

Organizer:	Taite McGlynn	Change Organizer
Supervisor:	Lynnette Ulrik	Change Supervisor
Type of Event:	Wedding	
Description:	Taite weds Sunny	
Date:	2018-02-02	
Time:	3pm-10pm	
Venue:	Hyatt Regency,Kathmandu	
Update Event		
Cancel		

Figure 7:Update Event



The 'Event details' window is a dark-themed interface for viewing event information. It has a title bar with a small icon and standard window controls. The form displays the same event details as Figure 7, but the fields are read-only. The 'Organizer' is 'Taite McGlynn', 'Supervisor' is 'Lynnette Ulrik', 'Type of Event' is 'Wedding', 'Description' is 'Taite weds Sunny', 'Date' is '2018-02-02', 'Time' is '3pm-10pm', and 'Venue' is 'Hyatt Regency,Kathmandu'. A single 'Back' button is located at the bottom center.

Organizer:	Taite McGlynn
Supervisor:	Lynnette Ulrik
Type of Event:	Wedding
Description:	Taite weds Sunny
Date:	2018-02-02
Time:	3pm-10pm
Venue:	Hyatt Regency,Kathmandu
Back	

Figure 8:View Event

Manage Organizer

Manage Organizer

Name

ID	Name	Contact	Email
1	Dinah Swanton	9163166686	dswanton0@last.fm
2	Taite McGlynn	8993693224	tmcglynn1@linkedin...
3	Cherye Klimecki	8413599332	cklimecki2@shinyst...
4	Elroy Chree	2117827589	echree3@dyndns.org
5	Celinda Dockreay	4631252513	cdockreay4@ted.com
6	Cass Prangley	3533045974	cprangley5@google...
7	Francklin Jupp	4098693648	fjupp6@yale.edu

Figure 9:Manage Organizer

Add Organizer

Add Organizer

Name:

Gender:

Email:

Contact:

Address:

Date of birth:

Figure 10:New Organizer

Update Organizer

Update Organizer

Name:

Gender:

Email:

Contact:

Address:

Date of birth:

Figure 11: Update Organizer

Manage HR

Manage HR

Name

ID	Name	Contact	Email
1	Jonathan Dedden	4666717471	jdedden0@soundcl...
2	Maryl Nightingale	6348571405	mnightingale1@um...
3	Minor Cobbing	3868265442	mcobbing2@friendf...
4	Nita Molineaux	6682565524	nmolineaux3@ox.ac...
5	Lynnette Ulrik	5849290725	lulrik4@deviantart.c...
6	Margette Belford	1661131297	mbelford5@sohu.c...
7	Ingram Mosedall	5302953237	imosedall6@twitpic

Figure 12: Manage HR

Add HR

Add HR

Name:

Gender: **Post:**

Email:

Contact:

Address:

Date of join:

Figure 13:New HR

Update HR

Update HR

Name:

Gender: **Post:**

Email:

Contact:

Address:

Date of join:

Figure 14: Update HR

The screenshot shows a window titled "HR details" with a dark background. The title "HR details" is displayed in a large, bold, light blue font at the top center. Below the title, several user details are listed in a light blue font: ID: 103, Name: Ram Shyam, Gender: Male, Email: ram@gmail.com, Contact: 1234567, Address: Shyam niwas, and Date of join: 2012-12-12. At the bottom center, there is a light blue button labeled "Back".

Figure 15:View HR

The screenshot shows a window titled "Manage Users" with a dark background. The title "Manage User" is displayed in a large, bold, light blue font at the top center. Below the title, there is a search section with a dropdown menu labeled "Name", a text input field, and a light blue button labeled "Search". Below the search section is a table with the following data:

ID	Name	User Type	Email
1	Anish Karmi	superadmin	karmi214@gmail.co...
2	System	admin	System
3	Shea Hancock	admin	shancock0@macro...
4	Celene Westhofer	admin	cwesthofer1@biglo...
5	Dotty Woolerton	admin	dwoolerton2@sam...
6	Kelley Pollen	admin	knollen3@howstuff...

Below the table, there are four light blue buttons labeled "ADD", "UPDATE", "VIEW", and "DELETE". At the bottom right, there is a light blue button labeled "Back".

Figure 16:Manage User for superadmin

Manage User

Name Search

ID	Name	User Type	Email
1	Anish Karmi	superadmin	karmi214@gmail.co...
2	System	admin	System
3	Shea Hancock	admin	shancock0@macro...
4	Celene Westhofer	admin	cwesthofer1@biglo...
5	Dotty Woolerton	admin	dwoolerton2@sam...
6	Kelley Pollen	admin	knollen3@howstuff...

ADD VIEW Back

Figure 17:manage User for admin

Add User

Name:

Gender: Type:

Email:

Contact:

Address:

Username:

Add Cancel

Figure 18:Add user

Update User

Update User

Name:

Gender: Type:

Email:

Contact:

Address:

Figure 19: Update User

User details

User details

ID: 33

Username: gopal

Name: Gopal

Gender: male User Type: admin

Email: gopal@gmail.com

Contact: 1234654

Address: Gairigau

Figure 20: View User

My Profile

My Profile

Name:

Gender: ▼

Email:

Contact:

Address:

Username:

New Password:

Re-Type Password:

Update

Cancel

Figure 21: My Profile