

See discussions, stats, and author profiles for this publication at: <https://www.researchgate.net/publication/331345883>

Stock Market Prediction Using Machine Learning

Conference Paper · December 2018

DOI: 10.1109/ICSCCC.2018.8703332

CITATIONS

12

READS

21,429

7 authors, including:



Lokesh Chouhan

National Institute of Technology, Hamirpur

39 PUBLICATIONS 55 CITATIONS

SEE PROFILE



Navanshu Agarwal

National Institute of Technology, Hamirpur

5 PUBLICATIONS 12 CITATIONS

SEE PROFILE

Some of the authors of this publication are also working on these related projects:



Food and processing [View project](#)



Internet of things [View project](#)

Stock Market Prediction Using Machine Learning

Ishita Parmar, Navanshu Agarwal, Sheirsh Saxena, Ridam Arora, Shikhin Gupta, Himanshu Dhiman, Lokesh Chouhan

Department of Computer Science and Engineering
National Institute Of Technology, Hamirpur – 177005, INDIA
cs14mi515, lokesh@nith.ac.in

Abstract- *In Stock Market Prediction, the aim is to predict the future value of the financial stocks of a company. The recent trend in stock market prediction technologies is the use of machine learning which makes predictions based on the values of current stock market indices by training on their previous values. Machine learning itself employs different models to make prediction easier and authentic. The paper focuses on the use of Regression and LSTM based Machine learning to predict stock values. Factors considered are open, close, low, high and volume.*

Index Terms- *Close, high, low, LSTM model, open, regression, and volume.*

I. INTRODUCTION

A correct prediction of stocks can lead to huge profits for the seller and the broker. Frequently, it is brought out that prediction is chaotic rather than random, which means it can be predicted by carefully analyzing the history of respective stock market. Machine learning is an efficient way to represent such processes. It predicts a market value close to the tangible value, thereby increasing the accuracy. Introduction of machine learning to the area of stock prediction has appealed to many researches because of its efficient and accurate measurements [1].

The vital part of machine learning is the dataset used. The dataset should be as concrete as possible because a little change in the data can perpetuate massive changes in the outcome [2]. In this project, supervised machine learning is employed on a dataset obtained from Yahoo Finance. This dataset comprises of following five variables: open, close, low, high and volume. Open, close, low and high are different bid prices for the stock at separate times with nearly direct names. The volume is the number of shares that passed from one owner to another during the time period. The model is then tested on the test data.

Regression and LSTM models are engaged for this conjecture separately. Regression involves minimizing error and LSTM [3][4] contributes to remembering the data and results for the long run. Finally, the graphs for the fluctuation of prices with the dates (in case of Regression based model) and between actual and predicted price (for the LSTM based model) are plotted.

The rest of the paper consists of following: Part 2 puts forward the two models used and the methods used in them in detail. Part 3 discusses the results produced with different plots for both the models in detail. Part 4 consists of conclusion and the last section involves the references.

II. METHODOLOGY

Stock market prediction seems a complex problem because there are many factors that have yet to be addressed and it doesn't seem statistical at first. But by proper use of machine learning techniques, one can relate previous data to the current data and train the machine to learn from it and make appropriate assumptions. Machine learning as such has many models but this paper focuses on two most important of them and made the predictions using them.

2.1 Regression Based Model

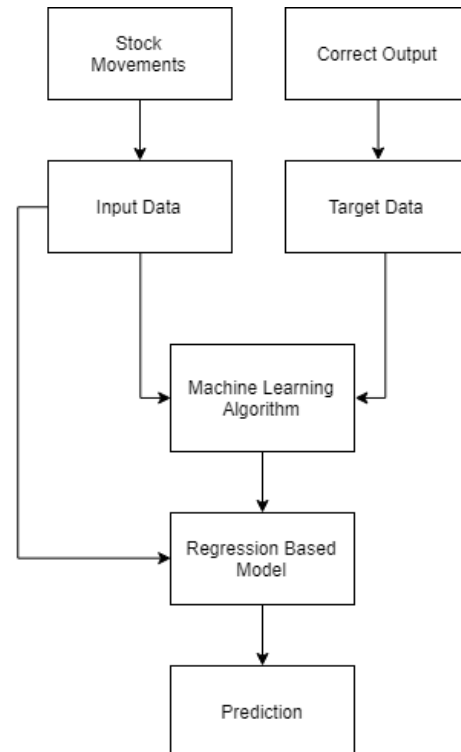


Figure 1. Flow Chart for Regression Based Model

Regression is used for predicting continuous values through some given independent values [5]. The project is based upon the use of linear regression algorithm for predicting correct values by minimizing the error function as given in Figure1. This operation is called gradient descent. Regression uses a given linear function for predicting continuous values:

$$V = a + bK + error$$

Where, V is a continuous value; K represents known independent values; and, a, b are coefficients.

Work was carried out on *csv* format of data through panda library and calculated the parameter which is to be predicted, the price of the stocks with respect to time. The data is divided into different train sets for cross validation to avoid over fitting. The test set is generally kept 20% of the whole dataset. Linear regression as given by the above equation is performed on the data and then predictions are made, which are plotted to show the results of the stock market prices vs time [6].

2.2 Long Short Term Memory (LSTM) Network Based Model

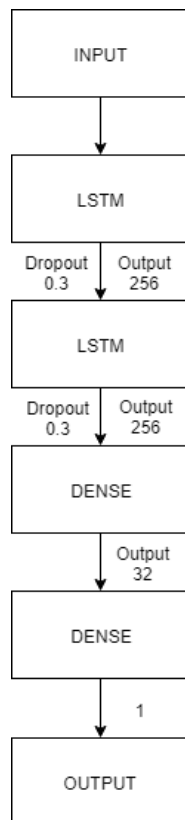


Figure 2. LSTM Layers

LSTM is the advanced version of Recurrent-Neural-Networks (RNN) where the information belonging to previous state persists. These are different from RNNs as they involve long term dependencies and RNNs works on finding the relationship between the recent and the current information. This indicates that the interval of information is relatively smaller than that to LSTM. The main purpose behind using this model in stock market prediction is that the predictions depends on large amounts of data and are generally dependent on the long term history of the market [6]. So LSTM regulates error by giving an aid to the RNNs through retaining information for older stages making the prediction more accurate [7].

Since stock market involves processing of huge data, the gradients with respect to the weight matrix may become very small and may degrade the learning rate of the system. This corresponds to the problem of Vanishing Gradient. LSTM prevents this from happening. The LSTM consists of a remembering cell, input gate, output gate and a forget gate. The cell remembers the value for long term propagation and the gates regulate them [8].

In this paper, a sequential model has been made which involves stacking two LSTM layers on top of each other with the output value of 256. The input to the layer is in the form of two layer [0] and layer[1]. A dropout value of 0.3 has been fixed which means that 0.3 out of total nodes will be frozen during the training process to avoid over-fitting of data and increase the speed of the training process. At last, the core dense layer where each neuron is connected to every other in the next layer is added providing input of 32 parameters to the next core layer which gives output as 1. The model is compiled with a mean square cost function to maintain the error throughout the process and accuracy is chosen as a metric for the prediction [9].

III. EXPERIMENTAL RESULTS

The proposed system is trained and tested over the dataset taken from Yahoo Finance. It is split into training and testing sets respectively and yields the following results upon passing through the different models:

3.1 Regression Based Model Results

The plot in figure3 is the result of application of linear regression algorithm on the dataset to predict varying prices with respect to the time.

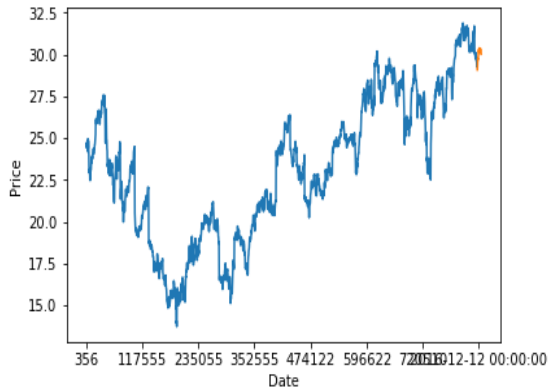


Figure 3. Plot between Price and Date Using Regression

3.2 LSTM Based Model Results

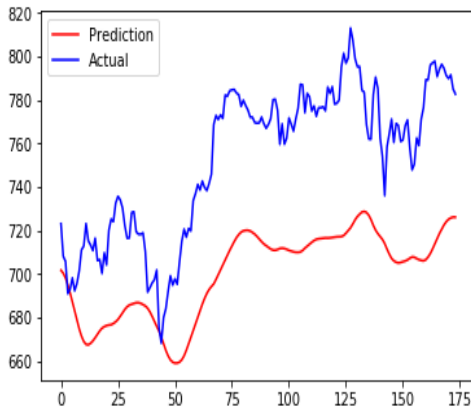


Figure 4. Plot between Actual and Predicted Trend of LSTM

The above graph figure 3 is plot over the data having batch size 512 and 90 epochs. The prediction is shown by red line and the actual trend is shown by blue. The proximity of these two lines tells, how efficient the LSTM based model is. The prediction approximates real trend when a considerable amount of time has passed. The more the system is trained the greater the accuracy which will be attained

IV. CONCLUSION

Two techniques have been utilized in this paper: LSTM and Regression, on the Yahoo finance dataset. Both the techniques have shown an improvement in the accuracy of predictions, thereby yielding positive results. Use of recently introduced machine learning techniques in the prediction of stocks have yielded promising results and thereby marked the use of them in profitable exchange schemes. It has led to the conclusion that it is possible to predict stock market with more accuracy and efficiency using machine learning techniques.

In the future, the stock market prediction system can be further improved by utilizing a much bigger dataset

than the one being utilized currently. This would help to increase the accuracy of our prediction models. Furthermore, other models of Machine Learning could also be studied to check for the accuracy rate resulted by them.

REFERENCES

- [1] M. Usmani, S. H. Adil, K. Raza and S. S. A. Ali, "Stock market prediction using machine learning techniques," 2016 3rd International Conference on Computer and Information Sciences (ICCOINS), Kuala Lumpur, 2016, pp. 322-327.
- [2] K. Raza, "Prediction of Stock Market performance by using machine learning techniques," 2017 International Conference on Innovations in Electrical Engineering and Computational Technologies (ICIEECT), Karachi, 2017, pp. 1-1.
- [3] H. Gunduz, Z. Cataltepe and Y. Yaslan, "Stock market direction prediction using deep neural networks," 2017 25th Signal Processing and Communications Applications Conference (SIU), Antalya, 2017, pp. 1-4.
- [4] M. Billah, S. Waheed and A. Hanifa, "Stock market prediction using an improved training algorithm of neural network," 2016 2nd International Conference on Electrical, Computer & Telecommunication Engineering (ICECTE), Rajshahi, 2016, pp. 1-4.
- [5] H. L. Siew and M. J. Nordin, "Regression techniques for the prediction of stock price trend," 2012 International Conference on Statistics in Science, Business and Engineering (ICSSBE), Langkawi, 2012, pp. 1-5.
- [6] K. V. Sujatha and S. M. Sundaram, "Stock index prediction using regression and neural network models under non normal conditions," INTERACT-2010, Chennai, 2010, pp. 59-63.
- [7] S. Liu, G. Liao and Y. Ding, "Stock transaction prediction modeling and analysis based on LSTM," 2018 13th IEEE Conference on Industrial Electronics and Applications (ICIEA), Wuhan, 2018, pp. 2787-2790.
- [8] T. Gao, Y. Chai and Y. Liu, "Applying long short term memory neural networks for predicting stock closing price," 2017 8th IEEE International Conference on Software Engineering and Service Science (ICSESS), Beijing, 2017, pp. 575-578.
- [9] K. A. Althelaya, E. M. El-Alfy and S. Mohammed, "Evaluation of bidirectional LSTM for short-and long-term stock market prediction," 2018 9th International Conference on Information and Communication Systems (ICICS), Irbid, 2018, pp. 151-156