

OGF25 - Catania - 3rd of March 2009

NML-WG

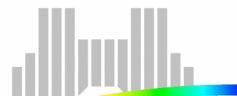
# VXDL: Virtual eXecution Infrastructures Description Language

Guilherme Piêgas Koslovski <sup>(1)</sup>

Pascale Vicat-Blanc Primet <sup>(1)</sup>

<sup>(1)</sup> INRIA - ENS – École Normale Supérieure de Lyon

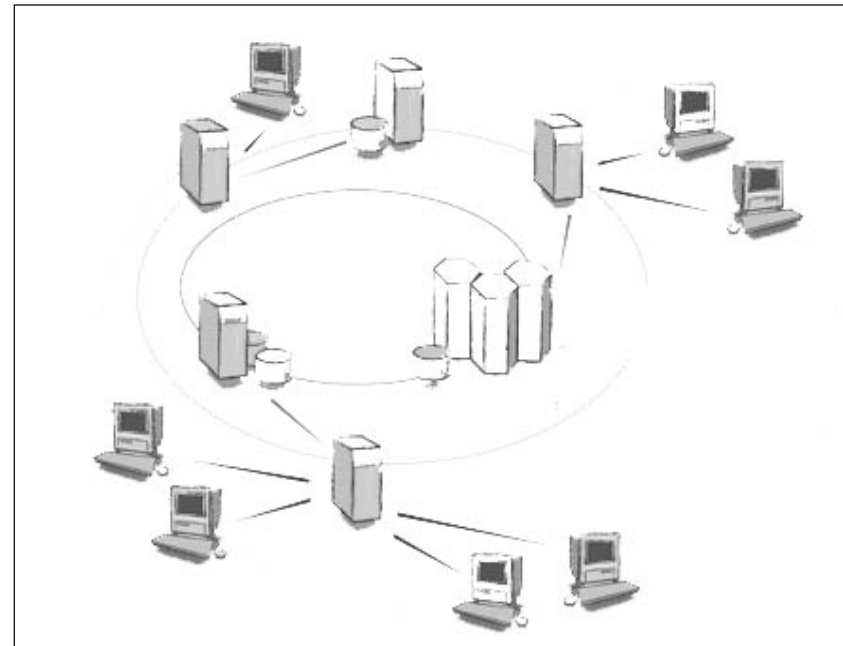
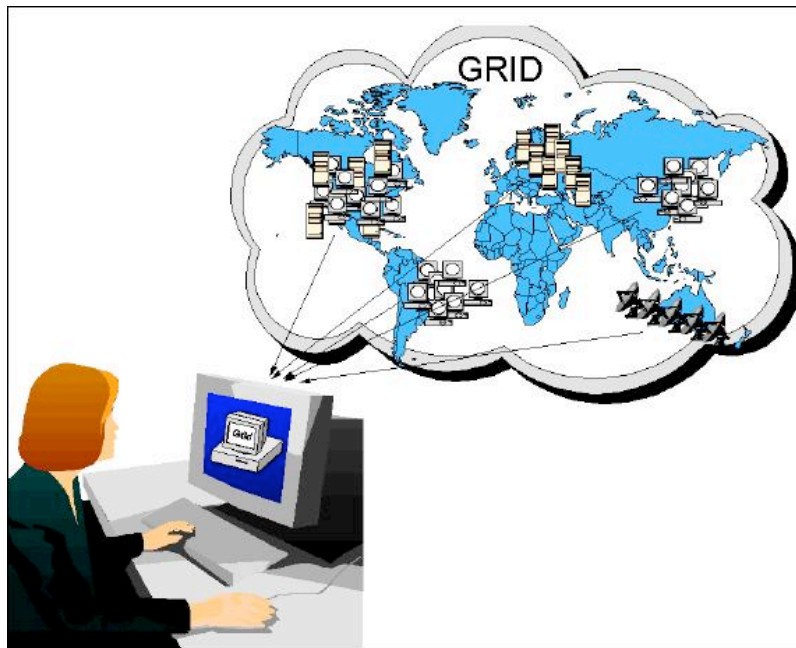
RESO – Optimized Protocols and Software for High Performance Networks



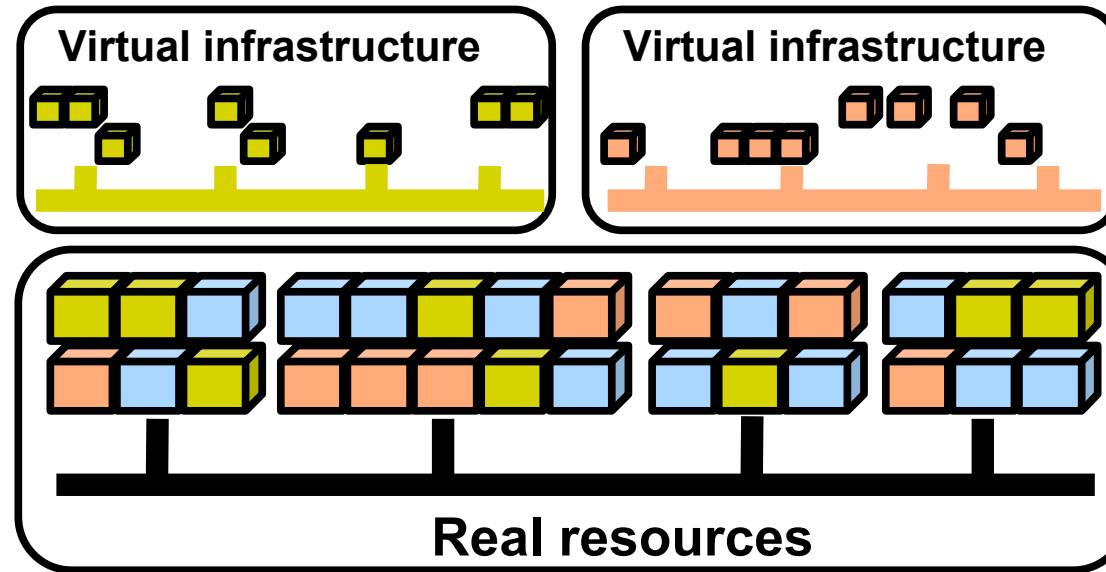
# Introduction:

## Virtualized Infrastructures

- There are many currently projects/users seeking a private and customized infrastructure utilization
- Virtualized Infrastructure is a concept emerging from Virtual Networks, Virtualization and Infrastructure as a Service waves



# Virtual Infrastructures concept



- Virtualization
  - Computational resources: virtual machines monitors: Xen, vServer, VMWare, UML
  - Network: Abstraction and sharing of the communication channels and network devices
- Related work
  - VINI, CABO, VGrADS, GLambda, Reservoir, Manticore, HIPCAL, CARRIOCAS,

# Background 1

## ANR HIPCAL project (2007-2010)

- HIPCAL introduces and studies a new paradigm for controlling distributed resources based on **joined network** and **operating system virtualization** and cryptographic identification and network resource reservation:
  - To increase application **portability, performance prediction, security**
  - To provide **a software framework** enabling the creation and management of
  - **Virtual Private Execution Infrastructures : VPXI**
- **Applications to biomedical and genomic applications.**
- **Validation** at different scales on **Grid5000**.
- Demonstrate that applications perform efficiently with more **security, predictability and transparency**.


# CARRIOCAS project (2006-2009)

## Orchestrating dynamic network service deliveries over ultrahigh capacity optical networks

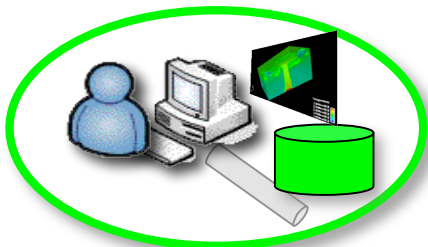


- To research, design and implement an ultra-high bit rate network, reconfigurable according to grid applications connectivity requirements

- **Transmission capacity 40Gbit/s per wavelength**
- **Enhanced application-network interactions**
- Guaranteed network service deliveries in function of Application QoS requirements.



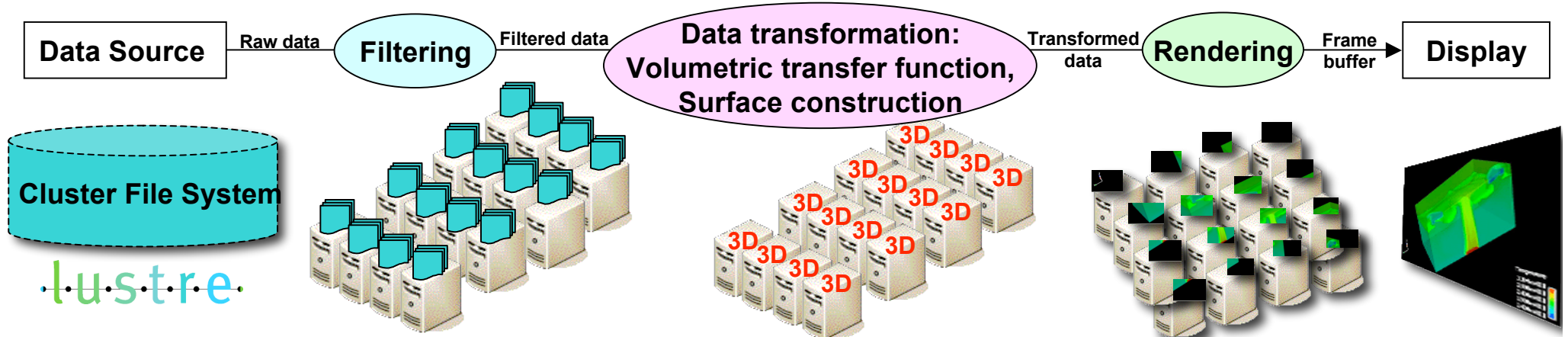
- To develop new **Services & Usages**
  - collaborative engineering on virtual prototypes
  - Computing Intensive Simulation Applications
  - Interactive visualization



- To specify new business models of services integrating IT access and connectivity

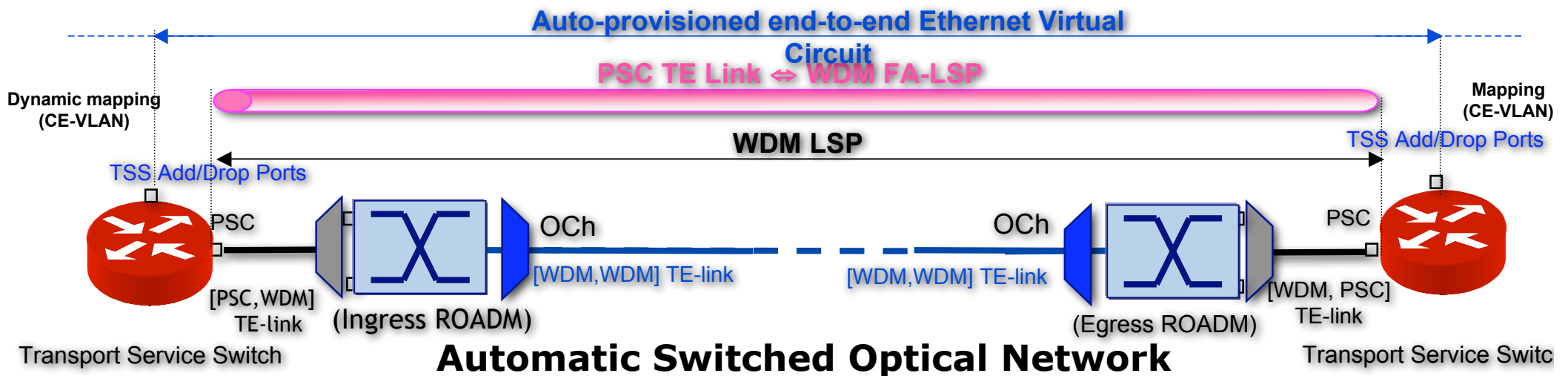
# CARRIOCAS example

## - Visualization pipeline



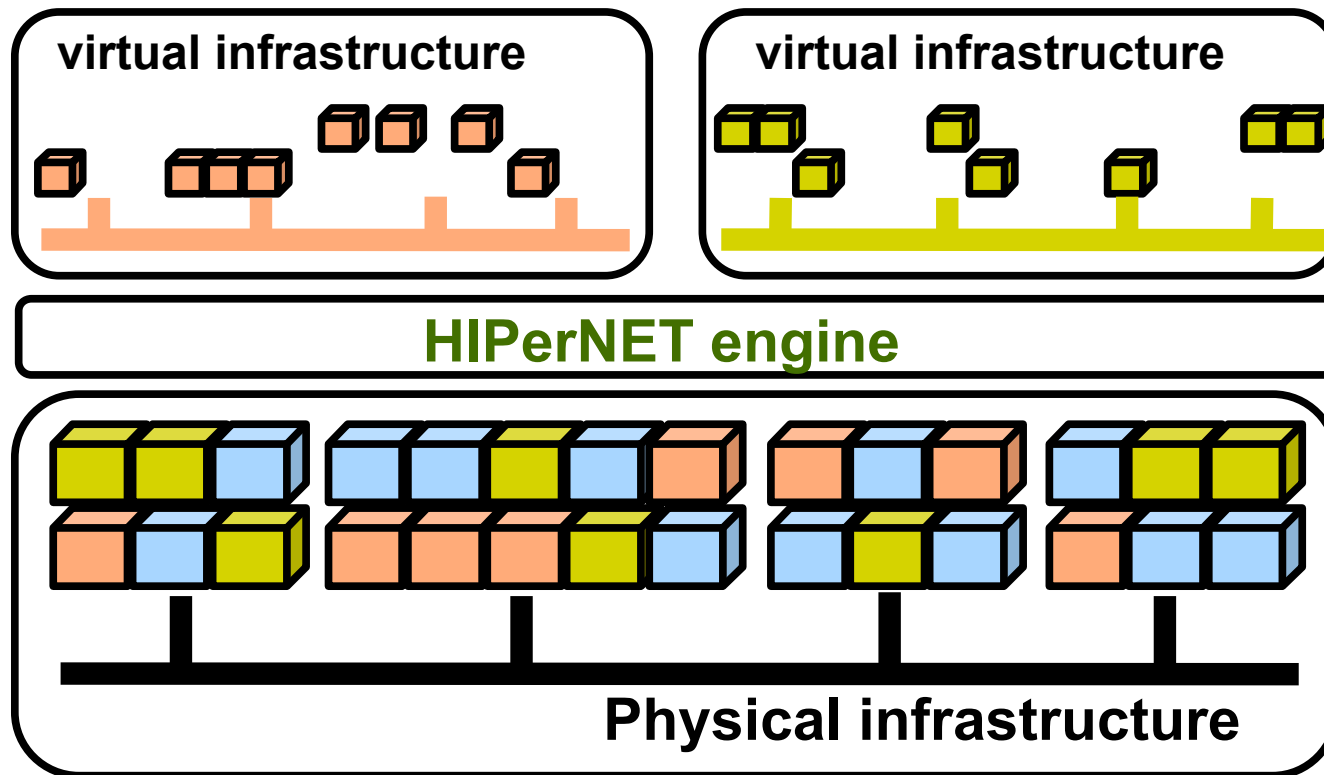
- 24 Mpixels x 32 bits x 30 images/s x 2 for stereo = **46,08 Gb/s**
- Low latency requirements for interactivity

## - One Data flows can be mapped on one EVC allocated on dedicated WDM



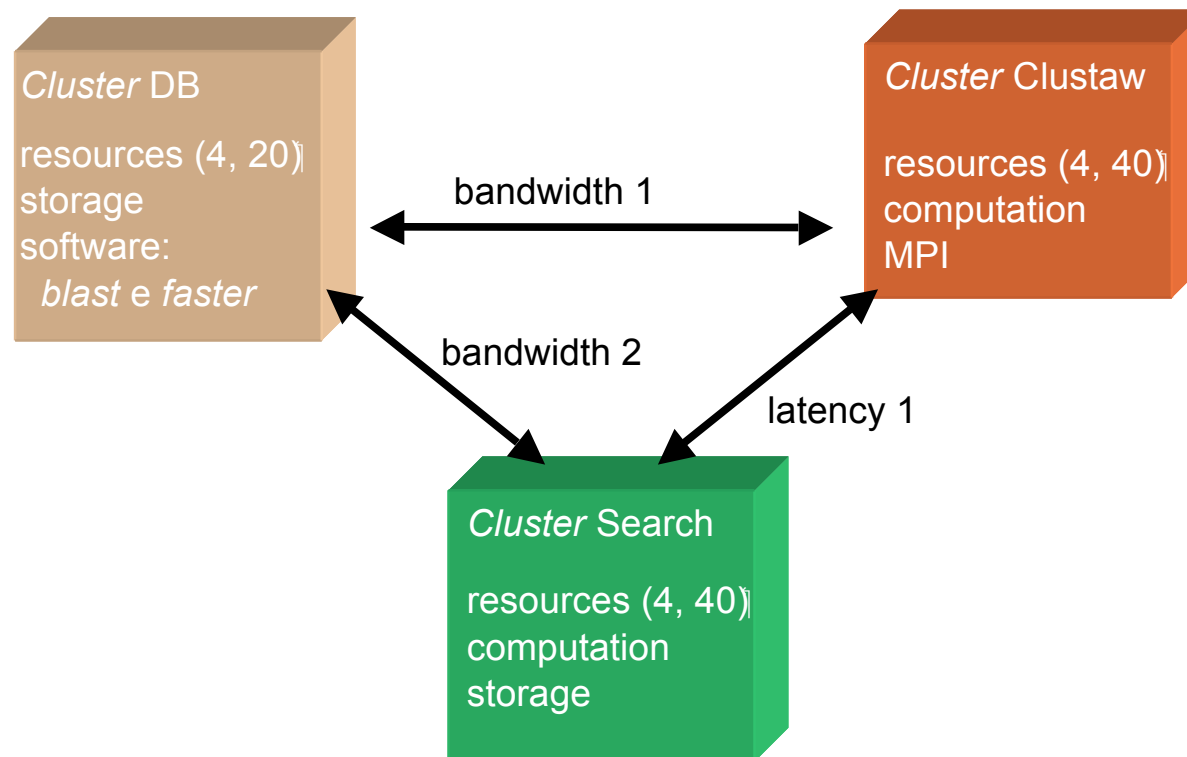
# HIPerNET software (from L3 virt.)

## SRV software (from L1virt.)



# Virtual Infrastructure description

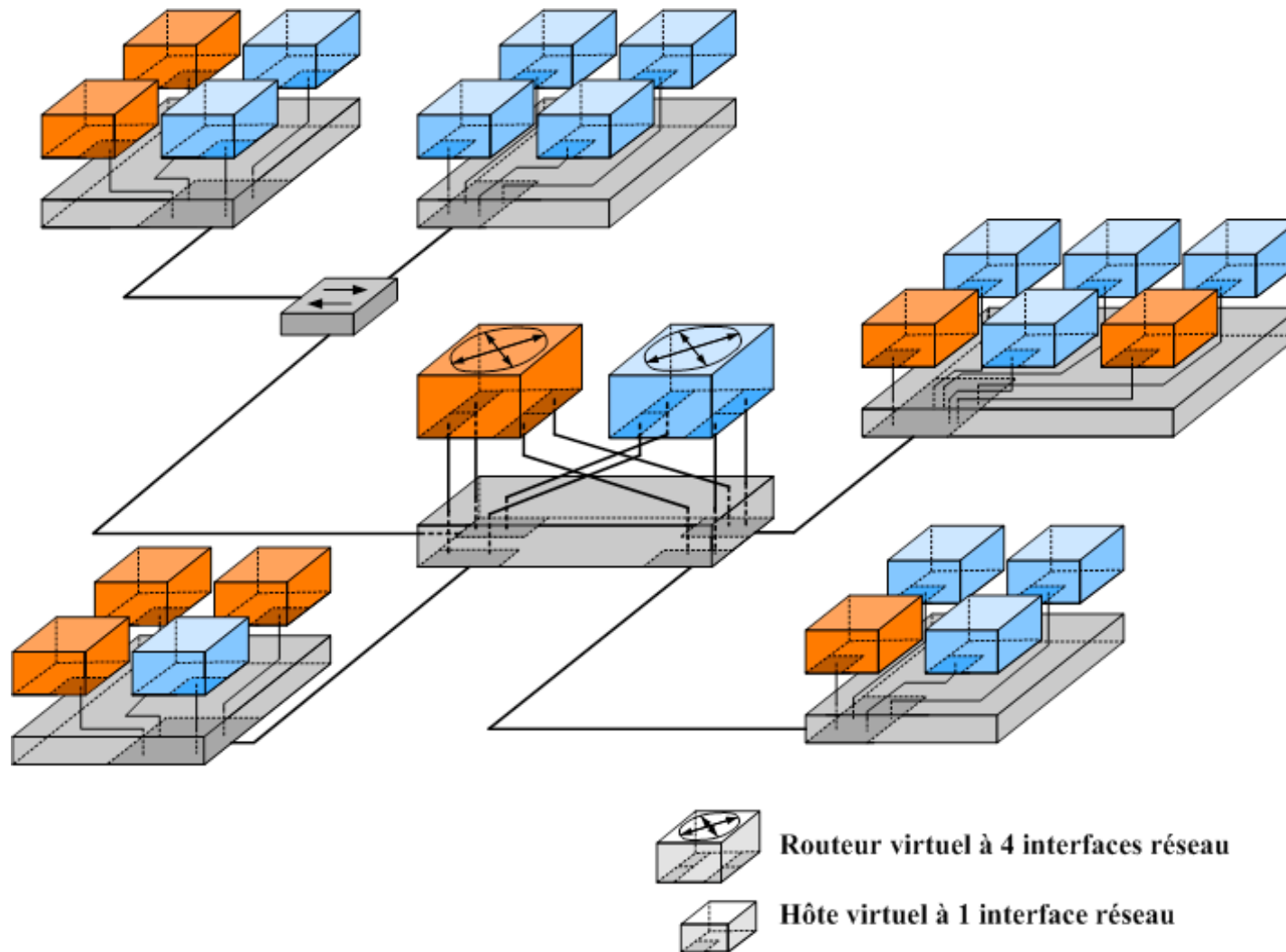
- Applications have different requirements - Need to use infrastructures
- Engines need to allocate and manage resources for them
- There is a need for components description and parameterization



Virtual Infrastructure Description and Specification about recursive aggregation & interconnection



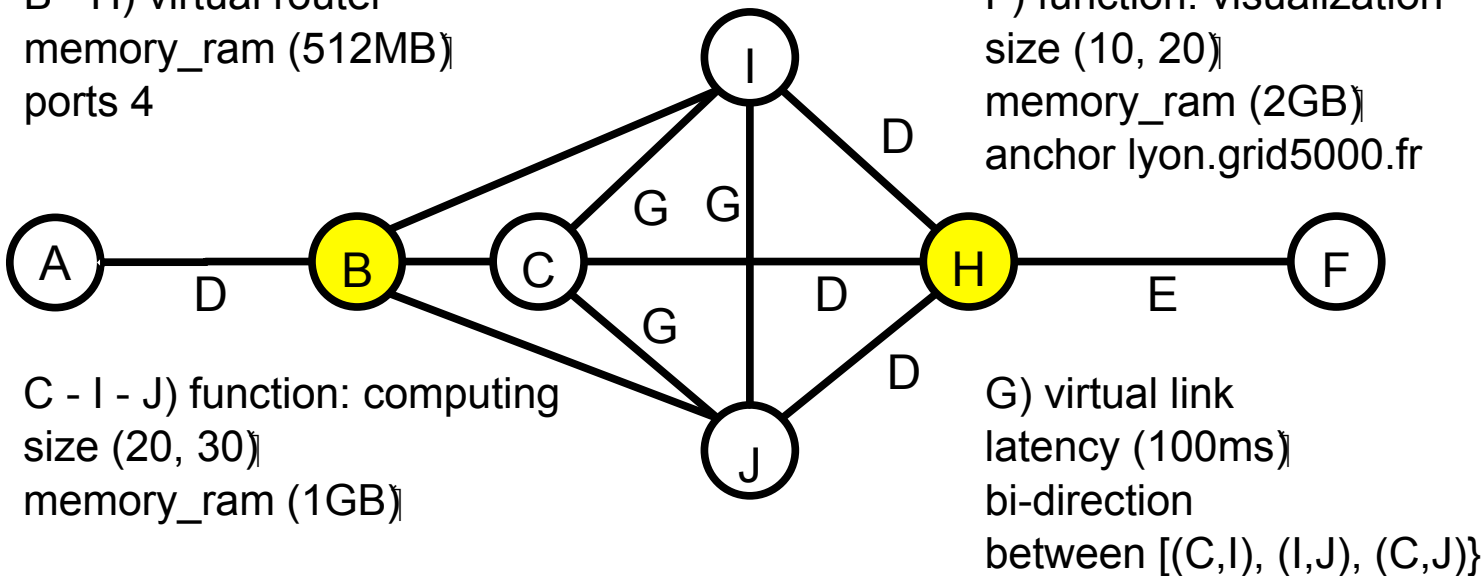
# Virtual Infrastructure with virtual router



# Virtual Infrastructure definition

A) function: storage  
size (10, 20)  
hd\_size (30GB, 60GB)

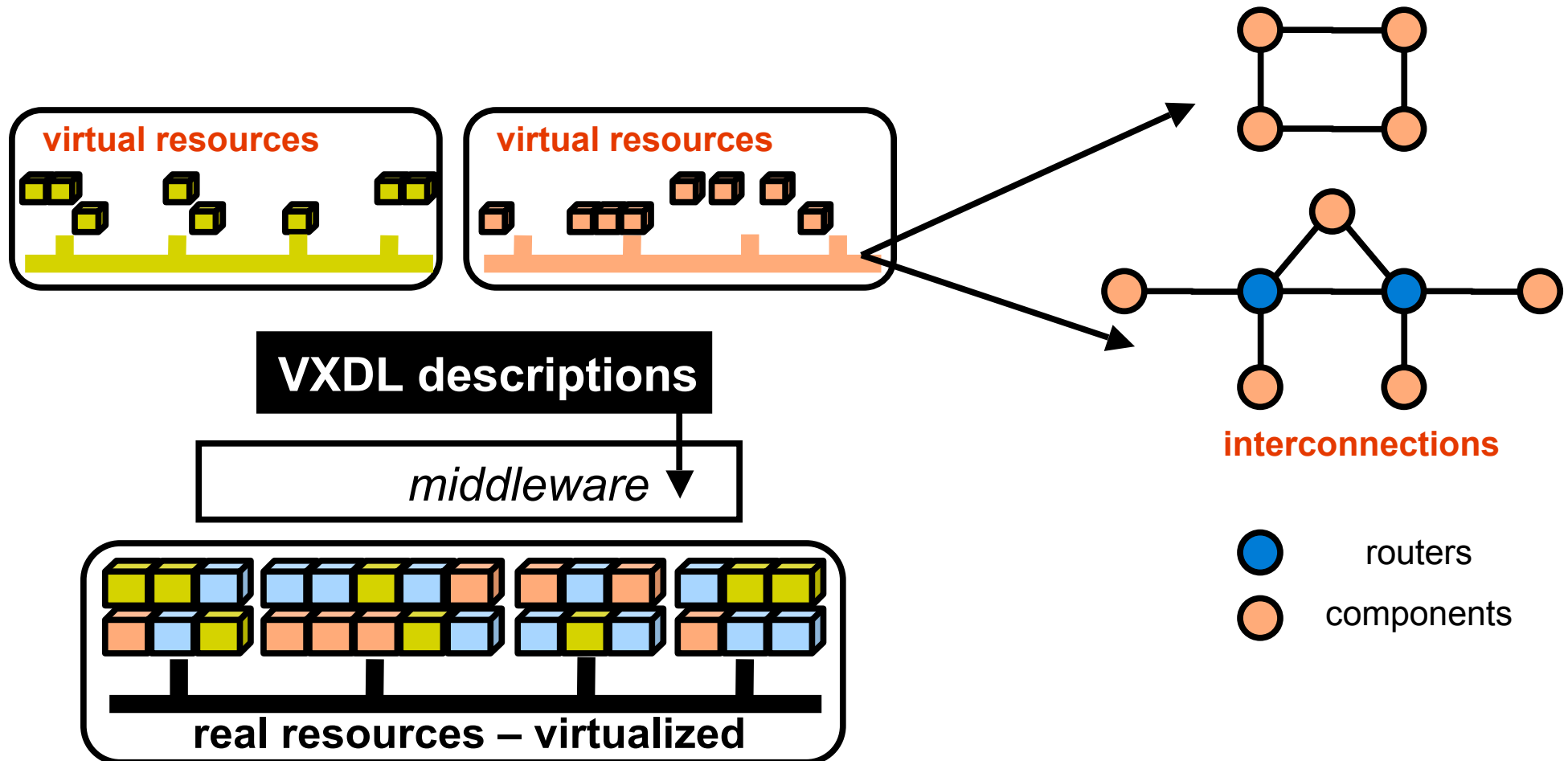
B - H) virtual router  
memory\_ram (512MB)  
ports 4



C - I - J) function: computing  
size (20, 30)  
memory\_ram (1GB)

# VXDL

**VXDL**: Virtual **eXecution Infrastructure** Description Language



# VXDL: grammar

I) Description of computational resources

II) Description of network topologies

III) Description of an execution timeline

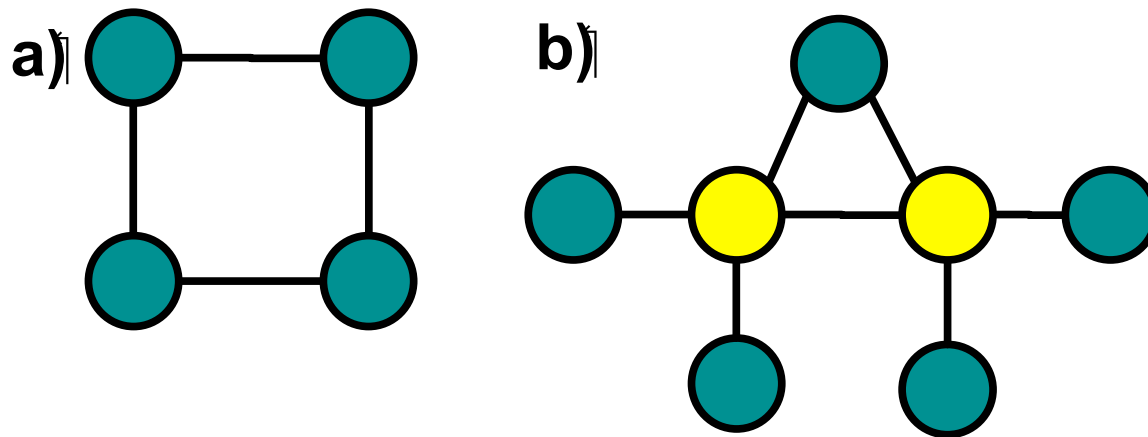
# VXI : virtual infrastructure

- A virtual infrastructure (VXI) is defined as:
  - (optional) A list of individual resources and groups;
    - For each resource an elementary function assigned ( single component or a Group attribute)
    - (optional) Applications and tools to be deployed on each component (operating systems and programming tools, for example);
    - Expression of physical constraints
      - anchor= @PHY
      - #VM/PHYM
  - (optional) Network topology and characterization of the links in terms of QoS metrics (bdw, latency...); (work in progress in NML-WG)
  - (optional) The executing timeline of the application (for co-scheduling).

# VXDL: grammar

I) Description of computational resources

II) Description of network topologies

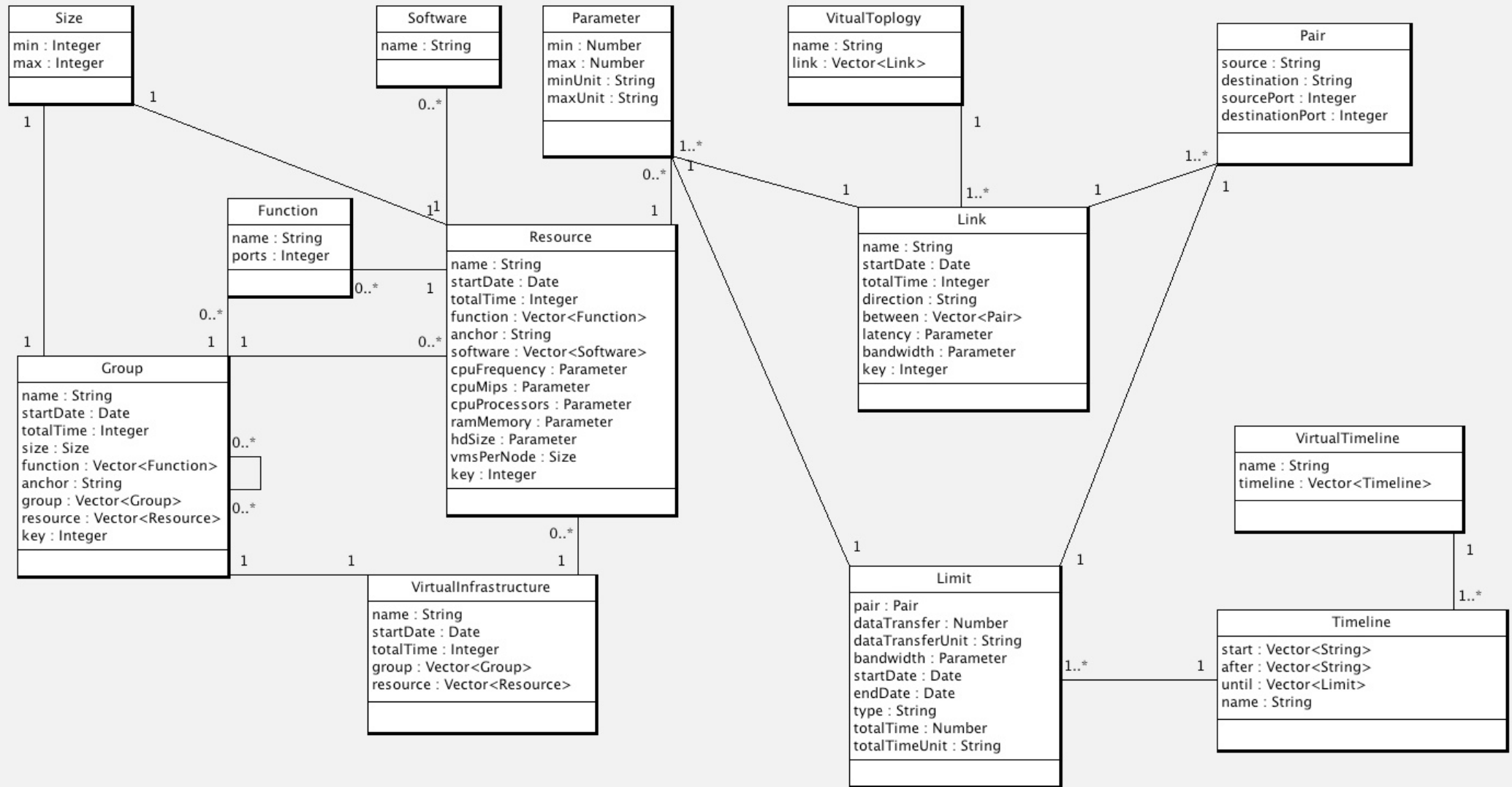


III) Description of an execution timeline

# Network topology specification in VXDL (grammar)

```
["virtual topology" <name> "{" <links> "}"]  
<links> ::= (<link>)+  
<link> ::= "link" "(" <name> ")"  
          "{" <link-parameters> }"  
<link-parameters> ::= <link-parameter>  
                      ("," <link-parameter>)*  
<link-parameter> ::= "bandwidth" <value> |  
                      "latency" <value> | "direction" <direction> |  
                      "between" "[" <components-links> "]"  
<direction> ::= "uni" | "bi"  
<components-links> ::= <pair> ("," <pair>)*  
<pair> ::= "(" <component> "," <component> ")"  
<component> ::= <name> | <name> "port" <number>
```

# VXDL schema

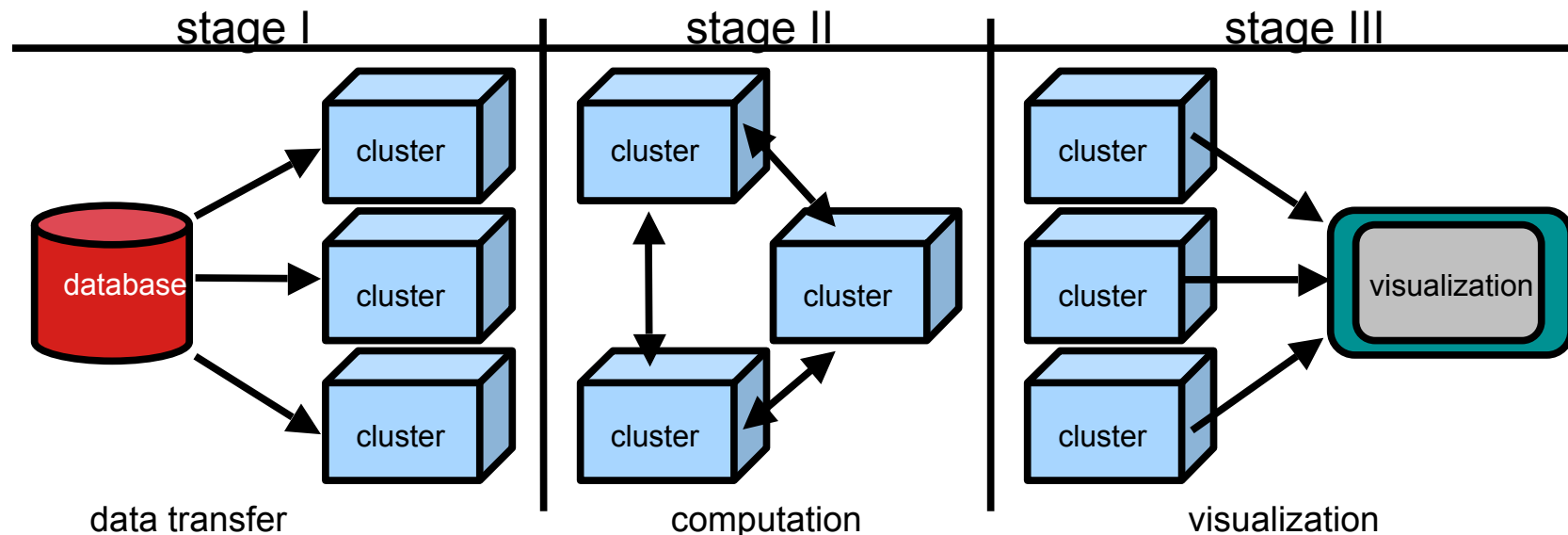


<http://perso.ens-lyon.fr/guilherme.koslovski/vxdl/>



# VXDL: grammar

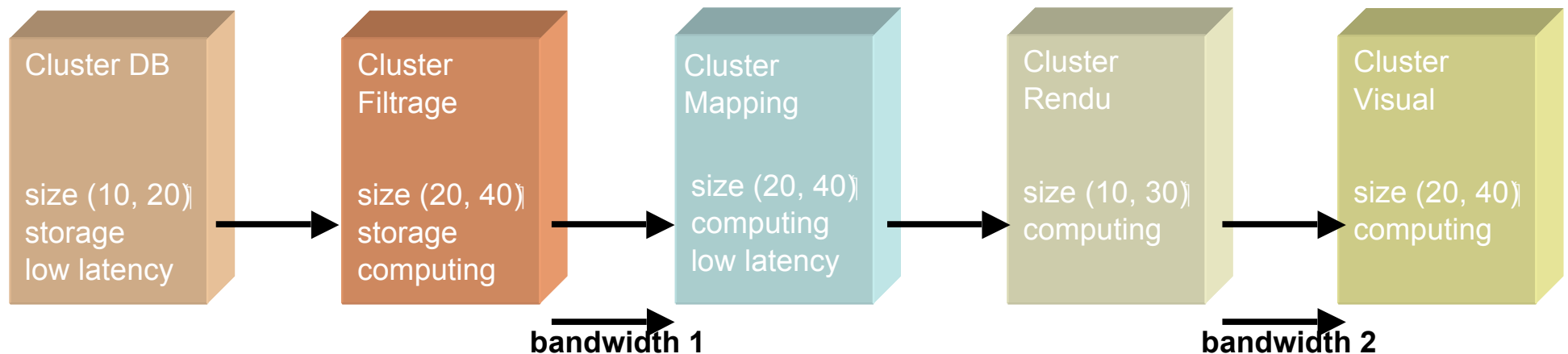
- I) Description of computational resources
- II) Description of network topologies
- III) Description of an execution timeline



# VXDL: example

- VISUPIPE:

- Used to view images in real time. CARRIOCAS project
- Network topology interfere directly in the performance



# VXDL description of VISUPIPE application

```
<?xml version="1.0"?>
<vxdl:description xmlns:vxdl="http://perso.ens-lyon.fr/
guilherme.koslovski/vxdl#">
  <vxdl:virtualInfrastructure>
    <vxdl:name>VISUPIPE example</vxdl:name>
    <vxdl:startDate>2009-02-01 10:00:00</vxdl:startDate>
    <vxdl:totalTime>10</vxdl:totalTime>
    <vxdl:totalTimeUnit>hrs</vxdl:totalTimeUnit>
    <vxdl:group>
      <vxdl:name>Cluster Data Source</vxdl:name>
      <vxdl:size>
        <vxdl:min>10</vxdl:min>
        <vxdl:max>20</vxdl:max>
      </vxdl:size>
      <vxdl:resource>
        <vxdl:name>Nodes Cluster Data Source</vxdl:name>
        <vxdl:function>
          <vxdl:name>storage</vxdl:name>
        </vxdl:function>
        <vxdl:hdSize>
          <vxdl:min>30</vxdl:min>
          <vxdl:minUnit>GB</vxdl:minUnit>
        </vxdl:hdSize>
      </vxdl:resource>
    </vxdl:group>
    <vxdl:group>
      <vxdl:name>Cluster Filtering</vxdl:name>
      <vxdl:size>
        <vxdl:min>20</vxdl:min>
        <vxdl:max>30</vxdl:max>
      </vxdl:size>
      <vxdl:resource>
        <vxdl:name>Nodes Cluster Filtering</vxdl:name>
        <vxdl:function>
          <vxdl:name>computing</vxdl:name>
        </vxdl:function>
        <vxdl:cpuFrequency>
          <vxdl:min>2</vxdl:min>
          <vxdl:minUnit>GHz</vxdl:minUnit>
        </vxdl:cpuFrequency>
        <vxdl:software>
          <vxdl:name>debian</vxdl:name>
        </vxdl:software>
      </vxdl:resource>
    </vxdl:group>
  </vxdl:virtualInfrastructure>
</vxdl:description>
```

```
</vxdl:group>
<vxdl:group>
  <vxdl:name>Cluster Data Transformation</vxdl:name>
  <vxdl:size>
    <vxdl:min>20</vxdl:min>
    <vxdl:max>40</vxdl:max>
  </vxdl:size>
  <vxdl:resource>
    <vxdl:name>Nodes Cluster Data Transformation</
vxdl:name>
    <vxdl:function>
      <vxdl:name>computing</vxdl:name>
    </vxdl:function>
    <vxdl:cpuFrequency>
```

```
<vxdl:name>Cluster Display</vxdl:name>
<vxdl:size>
  <vxdl:min>20</vxdl:min>
  <vxdl:max>40</vxdl:max>
</vxdl:size>
<vxdl:resource>
  <vxdl:name>Nodes Cluster Display</vxdl:name>
  <vxdl:function>
    <vxdl:name>visualization</vxdl:name>
  </vxdl:function>
  <vxdl:ramMemory>
    <vxdl:min>3</vxdl:min>
    <vxdl:minUnit>GB</vxdl:minUnit>
  </vxdl:ramMemory>
```

```
<vxdl:group>
  <vxdl:name>Cluster Data Source</vxdl:name>
  <vxdl:size>
    <vxdl:min>10</vxdl:min>
    <vxdl:max>20</vxdl:max>
  </vxdl:size>
  <vxdl:resource>
    <vxdl:name>Nodes Cluster Data Source</vxdl:name>
    <vxdl:function>
      <vxdl:name>storage</vxdl:name>
    </vxdl:function>
    <vxdl:hdSize>
      <vxdl:min>30</vxdl:min>
      <vxdl:minUnit>GB</vxdl:minUnit>
    </vxdl:hdSize>
  </vxdl:resource>
</vxdl:group>
```

# VXDL description of VISUPIPE application

```
<vxdl:link>
  <vxdl:name>Raw Data</vxdl:name>
  <vxdl:bandwidth>
    <vxdl:min>38</vxdl:min>
    <vxdl:minUnit>Gbps</vxdl:minUnit>
  </vxdl:bandwidth>
  <vxdl:direction>uni</vxdl:direction>
  <vxdl:pair>
    <vxdl:source>Cluster Data Source</vxdl:source>
    <vxdl:destination>Cluster Filtering</vxdl:destination>
  </vxdl:pair>
</vxdl:link>
```

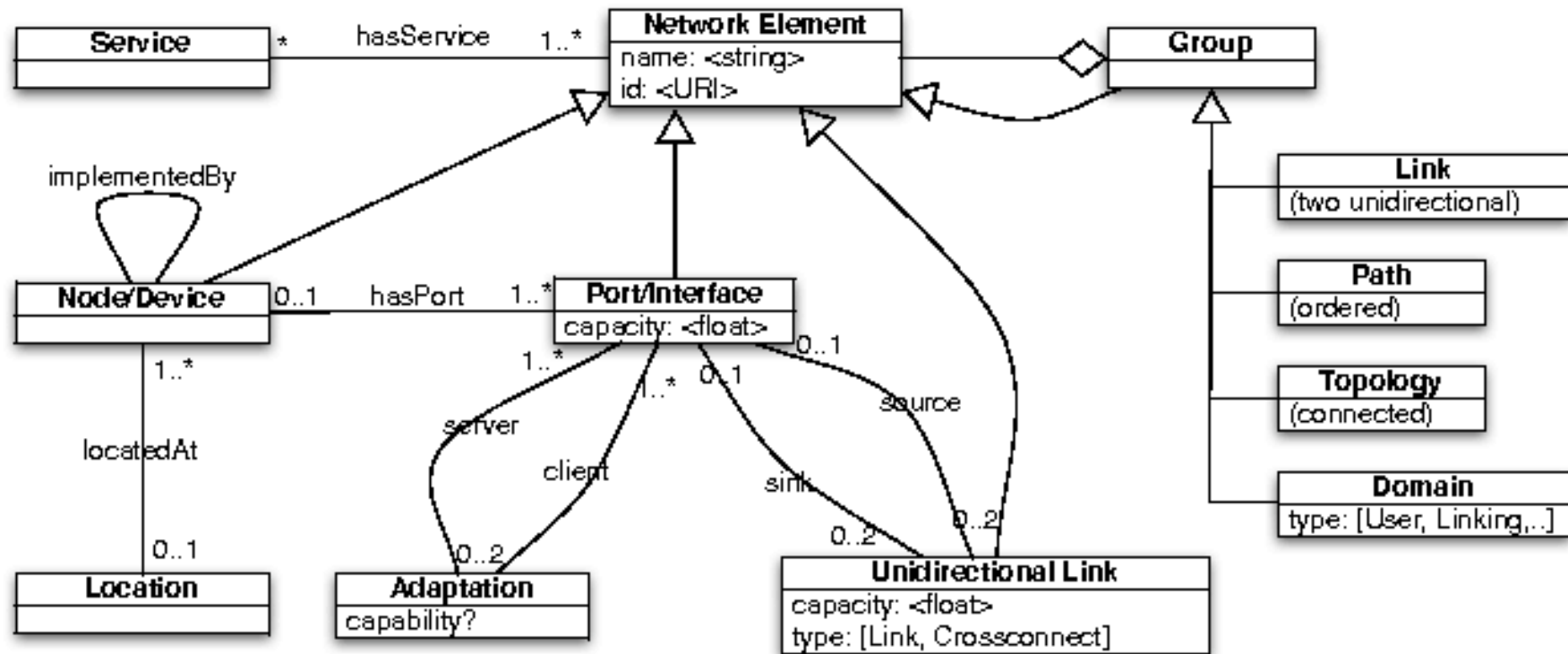
```
<vxdl:start>Raw Data</vxdl:start>
<vxdl:until>
  <vxdl:dataTransfer>500</vxdl:dataTransfer>
  <vxdl:dataTransferUnit>GB</vxdl:dataTransferUnit>
  <vxdl:pair>
    <vxdl:source>Cluster Data Source</vxdl:source>
    <vxdl:destination>Cluster Filtering</vxdl:destination>
  </vxdl:pair>
</vxdl:until>
</vxdl:timeline>
<vxdl:timeline>
  <vxdl:name>Time 3</vxdl:name>
  <vxdl:after>Time 2</vxdl:after>
  <vxdl:start>Filtered data</vxdl:start>
  <vxdl:start>Transformed data</vxdl:start>
  <vxdl:until>
    <vxdl:type>computation</vxdl:type>
    <vxdl:totalTime>2</vxdl:totalTime>
    <vxdl:totalTimeUnit>hrs</vxdl:totalTimeUnit>
  </vxdl:until>
</vxdl:timeline>
<vxdl:timeline>
  <vxdl:name>Time 4</vxdl:name>
  <vxdl:after>Time 3</vxdl:after>
  <vxdl:start>Frame buffer</vxdl:start>
```

```
<vxdl:timeline>
  <vxdl:name>Time 4</vxdl:name>
  <vxdl:after>Time 3</vxdl:after>
  <vxdl:start>Frame buffer</vxdl:start>
  <vxdl:until>
    <vxdl:dataTransfer>500</vxdl:dataTransfer>
    <vxdl:dataTransferUnit>GB</vxdl:dataTransferUnit>
  <vxdl:pair>
    <vxdl:source>Cluster Rendering</vxdl:source>
    <vxdl:destination>Cluster Display</vxdl:destination>
  </vxdl:pair>
</vxdl:until>
```

# VXDL and NML elements

NML	VXDL
Group	<i>Group</i> description
Network Element	<i>Resource</i> description
Node	<i>Resource</i> description
Service / Device	<i>Resource</i> and/or <i>Group</i> parameters
Port / Interface	each <i>Pair</i> can identify source/destination ports
Location	<i>anchor</i> parameter for <i>Resources</i> and <i>Groups</i>
Adaptation	descriptive parameters?
Link	<i>Links</i> in a <i>Virtual Topology</i>
Path	a sequence of <i>Links</i>
Topology	a set of <i>Links</i> in a <i>Virtual Topology</i>
Domain	recursive <i>Group</i> definition

# NML schema



NML schema using UML notation.

Extracted from <https://forge.gridforum.org/sf/projects/nml-wg>

# Related work

## **NDL** - Network Description Language:

- collection of schemas (topology, layer, capability, domain and physical) used to represent a network infrastructure in different levels.
- in Resource Description Framework (**RDF**)( language for representing information)
- RDF (and NDL) explores a graph data model composed by a set of RDF triples (subject, object, predicate (property)).

**CIM** : Common Information Model Specification: a common set of objects and relationship among them. CIM architecture is based on UML concept and provide the language **CQL** (CIM Query Language) to select sets of properties from CIM object instances. CQL is a subset of SQL-92 with some extensions specific to CIM.

**GLUE 2.0** : The GLUE specification is an information model for Grid entities described using the natural language and UML Class Diagrams. Rendering to concrete data models such XML Schema, LDAP Schema and SQL are also provided. Concentrate on end points, but also user, owner + integrates location, security & management aspects





# References & Links

Pascale Vicat-Blanc Primet, Fabienne Anhalt, and Guilherme Koslovski.

Exploring the virtual infrastructure service concept in Grid'5000.

In **20th ITC Specialist Seminar on Network Virtualization**, Hoi An, Vietnam, May 2009.

Pascale Vicat-Blanc Primet, Jean-Patrick Gelas, Olivier Mornard, Guilherme Koslovski, Vincent Roca, Lionel Giraud, Johan Montagnat, and Tram Truong Huu.

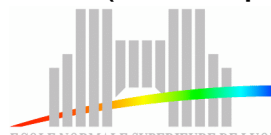
A scalable security model for enabling Dynamic Virtual Private Execution Infrastructures on the Internet. In IEEE International Conference on Cluster Computing and the Grid **CCGrid2009**, Shanghai, May 2009. [bibtex-entry]

Guilherme Koslovski, Pascale Vicat-Blanc Primet, and Andrea Schwertner Charão

. VXML: Virtual Resources and Interconnection Networks Description Language.

In **GridNets 2008**, Oct. 2008. [bibtex-entry]

This work has been funded by INRIA and the French ministry of Education and Research via the HIPCAL ANR grant and by the CARRIOCAS pôle System@tic grant. Experiments presented in this paper were carried out using the Grid'5000 experimental testbed, an initiative from the French Ministry of Research through the ACI GRID incentive action, INRIA, CNRS and RENATER and other contributing partners (see <https://www.grid5000.fr>)



# Questions?

- Do you think there is a place for VX concept in NML?
- Do we need a VXML-WG in OGF?