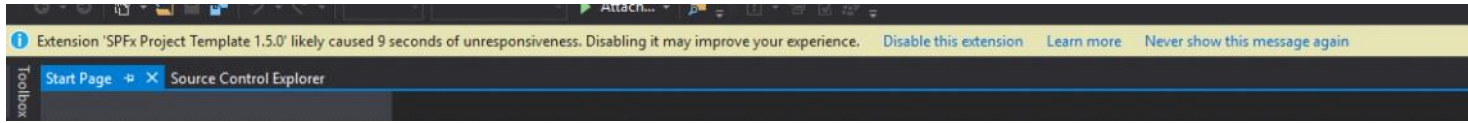


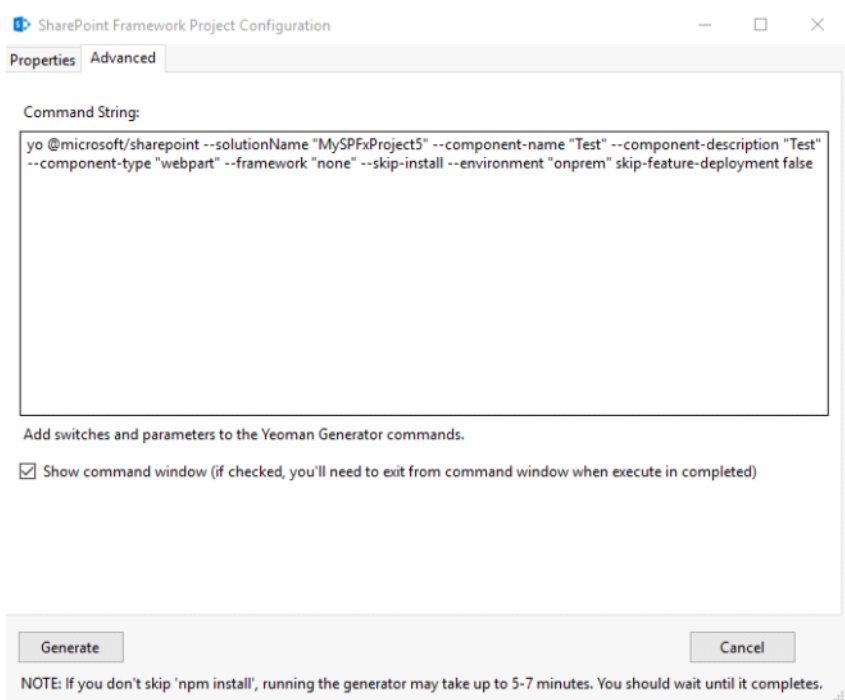
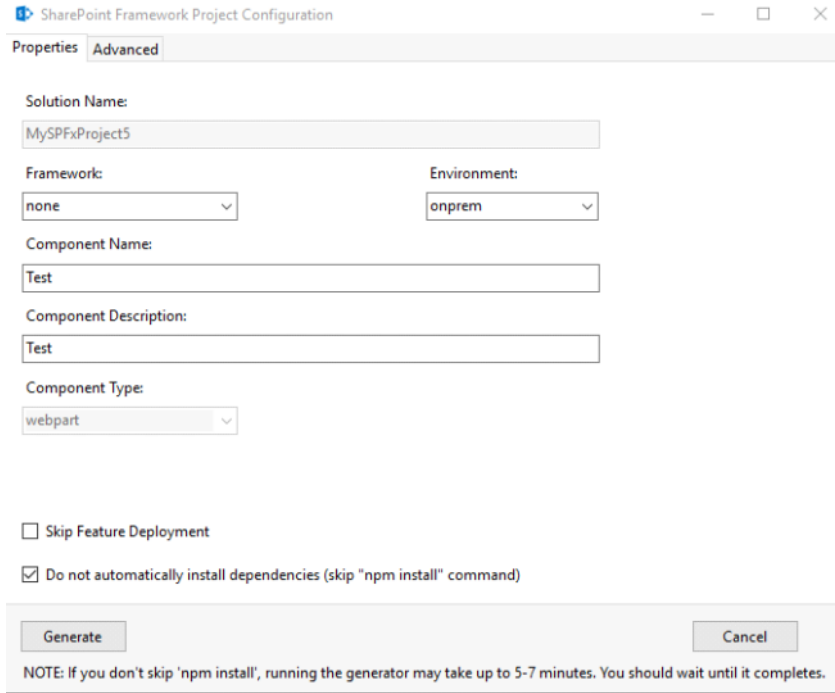
# Issue SPFx Project Template

3 de julho de 2018 13:39

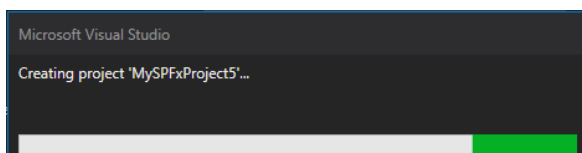
Doing the "Create new project" with the SPFx Project template selected, first thing i notice different is that after a while it shows this message, it didnt on previous versions



Nevertheless i can get the windows form to fill and I tried any option "onprem" or "spo"



As a result it gets stuck at this window for at least 30mins or more (i killed the visual studio process)



In the command window, it shows that the project gets created successfully and a i can see the folder and files created on disk

```
C:\Windows\System32\cmd.exe

Welcome to the
SharePoint Client-side
Solution Generator

folder with solution name MySPFxProject5 will be created for you.
component for the onprem environment will be created for you.
web part with the name Test will be added to your solution.
web part description is going to be Test.
let's create a new SharePoint solution.
create config\package-solution.json
create package.json
create config\config.json
create config\serve.json
create typings\@ms\odsp.d.ts
create typings\tsd.d.ts
create tsconfig.json
create .vscode\extensions.json
create .vscode\launch.json
create .vscode\settings.json
create config\copy-assets.json
create config\deploy-azure-storage.json
create config\tslint.json
create config\write-manifests.json
create gulpfile.js
create README.md
create .editorconfig
create .gitignore
create src\webparts\test\TestWebPart.module.scss
create src\webparts\test\TestWebPart.ts
create src\webparts\test\loc\en-us.js
create src\webparts\test\loc\mystrings.d.ts
create src\webparts\test\TestWebPart.manifest.json

skipping installation of dependencies. You should run "npm install"

_+#####!
#####!
###/ (##) (@) \
### ##### \
###/ /### (@) \
##### ## /
### /## (@) \
#####!
**+#####!
```

Documents > Visual Studio 2017 > Projects > MySPFxProject5 > MySPFxProject5

Name	Date modified	Type	Size
.vscode	03/07/2018 13:38	File folder	
bin	03/07/2018 13:37	File folder	
config	03/07/2018 13:38	File folder	
obj	03/07/2018 13:37	File folder	
src	03/07/2018 13:38	File folder	
typings	03/07/2018 13:38	File folder	
.editorconfig	03/07/2018 13:38	EDITORCONFIG File	1 KB
.gitignore	03/07/2018 13:38	GITIGNORE File	1 KB
.yo-rc.json	03/07/2018 13:38	JSON File	1 KB
gulpfile.js	03/07/2018 13:38	JavaScript File	1 KB
MySPFxProject5.csproj	03/07/2018 13:37	Visual C# Project ...	2 KB
package.json	03/07/2018 13:38	JSON File	1 KB
README.md	03/07/2018 13:38	MD File	1 KB
tsconfig.json	03/07/2018 13:38	JSON File	1 KB

But when opening the solution, it shows up like this...

