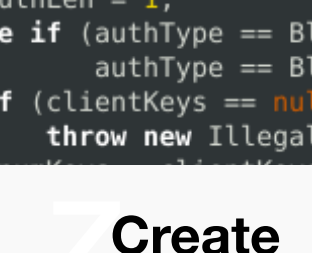


The Invisible Internet Project

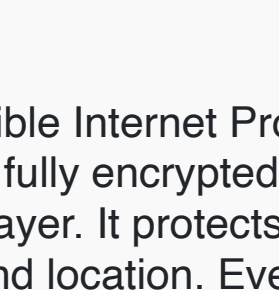
The Invisible Internet is a privacy by design, people-powered network. It is a truly free and anonymizing Internet alternative.

[Get Started](#)[What is I2P?](#)

What you can do on the Invisible Internet



Email



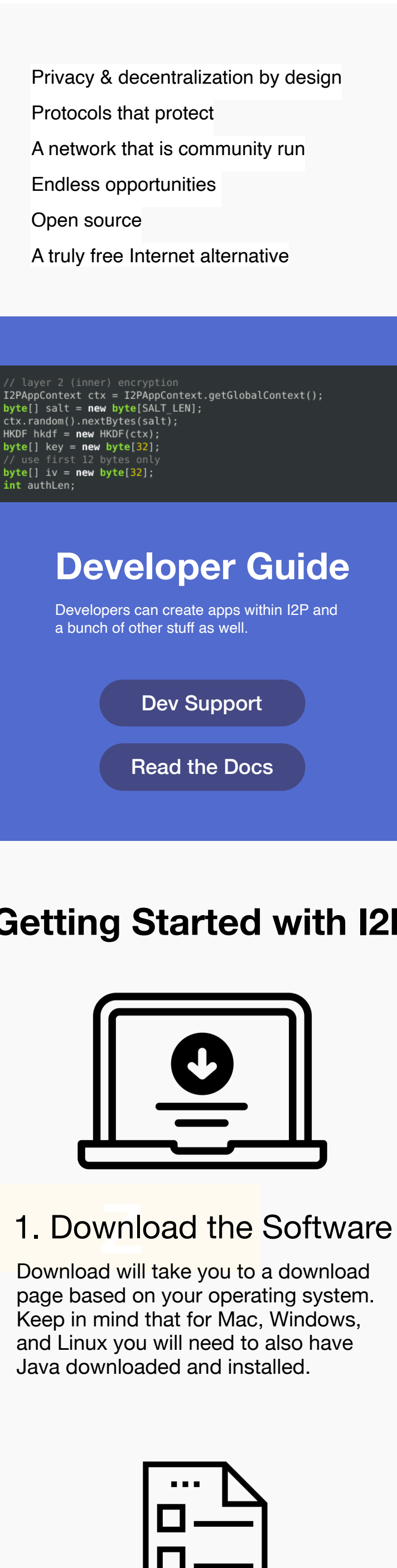
Torrent

```
if (authType == BlindData.AUTH_NONE
    authLen = 1;
} else if (authType == BlindData.AUTH
    authType == BlindData.AUTH
    if (clientKeys == null || client
        throw new IllegalArgumentException
```

Create

[And More >](#)

The Invisible Internet Project (I2P) is a fully encrypted private network layer. It protects your activity and location. Every day people use the network to connect with people without worry of being tracked or their data being collected. In some cases people rely on the network when they need to be discreet or are doing sensitive work.



Privacy & decentralization by design

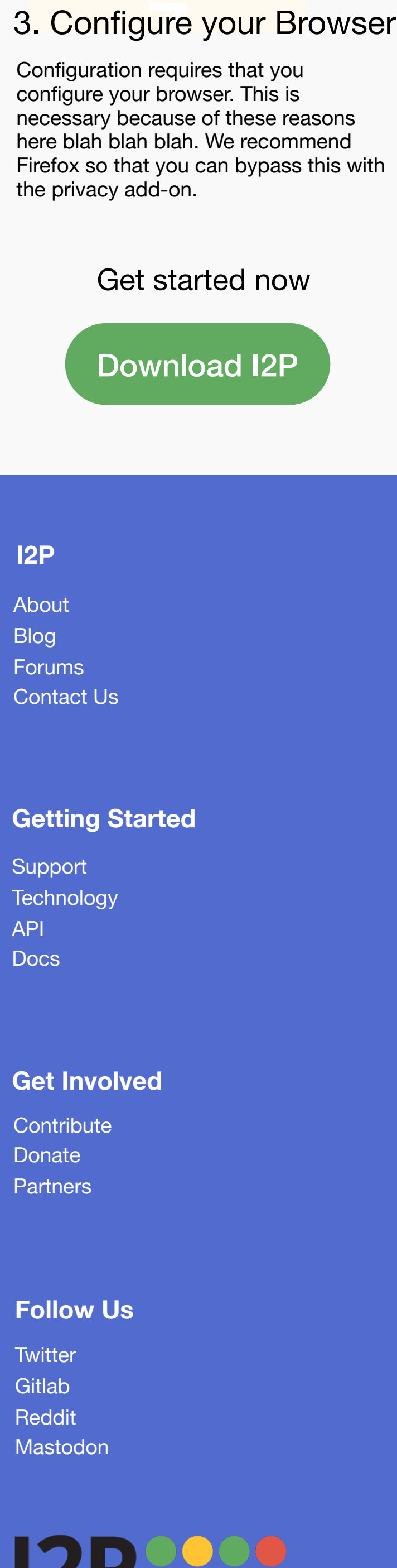
Protocols that protect

A network that is community run

Endless opportunities

Open source

A truly free Internet alternative



```
// layer 2 (inner) encryption
I2PAppContext ctx = I2PAppContext.getGlobalContext();
byte[] salt = new byte[SALT_LEN];
ctx.random().nextBytes(salt);
HKDF hkdf = new HKDF(ctx);
byte[] key = new byte[32];
// use first 12 bytes only
byte[] iv = new byte[32];
int authLen;
```

Developer Guide

Developers can create apps within I2P and a bunch of other stuff as well.

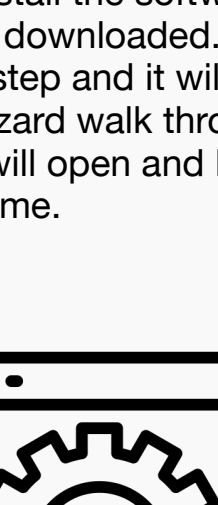
[Dev Support](#)[Read the Docs](#)

Getting Started with I2P



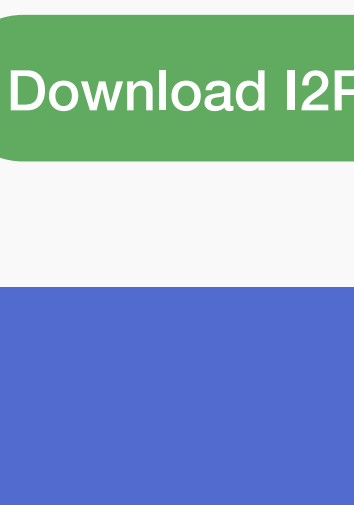
1. Download the Software

Download will take you to a download page based on your operating system. Keep in mind that for Mac, Windows, and Linux you will need to also have Java downloaded and installed.



2. Follow the Installation Instructions

Installation will consist of instructions on how to install the software once you've got it downloaded. You will follow each step and it will take you through a wizard walk through. Finally, you will open and launch I2P for the first time.



3. Configure your Browser

Configuration requires that you configure your browser. This is necessary because of these reasons here blah blah blah. We recommend Firefox so that you can bypass this with the privacy add-on.

Get started now

[Download I2P](#)

I2P

[About](#)[Blog](#)[Forums](#)[Contact Us](#)

Getting Started

[Support](#)[Technology](#)[API](#)[Docs](#)

Get Involved

[Contribute](#)[Donate](#)[Partners](#)

Follow Us

[Twitter](#)[Gitlab](#)[Reddit](#)[Mastodon](#)

© 2021 The Invisible Internet

Project

Content available under a

Creative Commons license.

[Data Policy](#)[Legal](#)[Impressum](#)