
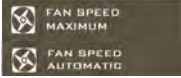









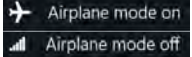







Function/Hot Key Indicators

Keys	Function	Keys	Function		
<p>The function keys (F1 - F12 etc.) will act as hot keys when pressed while the Fn key is held down. In addition to the basic function key combinations; visual indicators are available when the hot key utility is installed. See Table 1 - 3, on page 1 - 9 for Number Lock, Scroll Lock and Caps Lock.</p>					
Fn + 	Fan Control Toggle - Automatic Fan Control / Full Power		Fn + 	Display Toggle	
Fn + 	Play/Pause (in Audio/Video Programs)	Fn + 	Brightness Decrease/Increase		
Fn + 	Touchpad Toggle		Fn + 	PC Camera Power Toggle	
Fn + 	Turn LCD Backlight Off (Press a key to or use Touchpad to turn on)	Fn + 	Airplane Mode Toggle		
Fn + 	Mute Toggle	Fn + 	Toggle Keyboard Illumination/Adjust Brightness Level (<i>*note that this is applicable to illuminated keyboards only</i>)		
Fn + 	Sleep Toggle	Fn + 	Control Center Toggle (see over)		
Fn + 	Volume Decrease/Increase	Table 1 - 5 - Function & Hot Key Indicators			