

RE: [Snowflake-Labs/Excelerator] Cannot Clear Excelerator AddIn from Excel (#22)

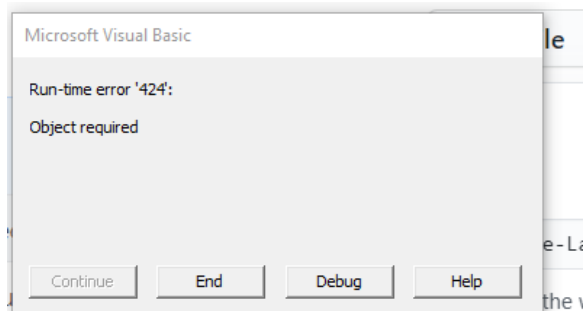
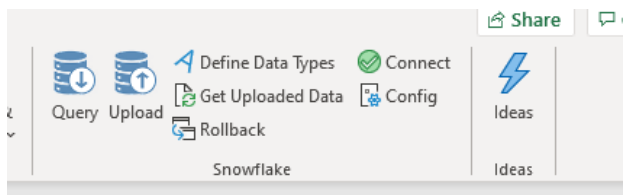
Cal Roberts <Kelvin.Roberts@officedepot.com>

Fri 3/19/2021 9:35 AM

To: Terry Campbell <Terry.Campbell@officedepot.com>

When I opened up Excel today I only had one instance of Excelerator. I ran a SQL and it worked. Then closed it down and ran it again and got the same error. I followed the instructions below. I only saw one instance of Excelerator. I deleted it and started over and I still goet the error. The only odd think I see is that when I walk through the process the first time and close the Excel file I get the runtime error below and it as me do I want to debug. I ignore it and close the file and get when I run the SQL I then get the compilation error. I don't get that runtime error with anything else I use.

Let me know if you can touch base.



Project - Snowflake

- LoginForm
- SelectColumnsForm
- SetRoleAndWarehouseForm
- SQLForm
- StatusForm
- UploadDataForm
- Modules
- Solver (SOLVER.XLAM)
- VBAProject (FUNCRES.XLAM)
- VBAProject (HsTbar.xla)
- VBAProject (Snowflake training...xlsx)
 - Microsoft Excel Objects
 - Sheet1 (Sitran SQL)
 - Sheet2 (TimeFrame-additional notes)
 - Sheet3 (Field Names)
 - Sheet4 (Tables -DB2 SQLs)
 - Sheet5 (Test)
 - Sheet6 (Sheet7)
 - ThisWorkbook

Properties

Alphabetic | Categorized

```

Public Sub ExecuteButton_Click()
    Dim lastAlteredDate As String
    If worksheetBelongsToAddin Then
        Exit Sub
    End If
    If tbSQL = "" Or tbSQL = emptySQLMessage Then
        MsgBox "Please enter a SQL statement before executing."
        tbSQL = emptySQLMessage
        Exit Sub
    End If
    Me.Hide
    Utils.SaveAllNamedRangesToAddIn

    Set StatusForm = Nothing
    If checkDefaultDB Then
        Utils.execSQLFireAndForget ("use schema "" & cbDatabases & ""."" & cbSchemas & """)
    End If

    Call StatusForm.execMethod("Query", "ExecuteSQLFromNamedCell", tbSQL)
    'Check to see if anything was returned. If nothing then it could be an error so leave the window open
    If ActiveSheet.range(gsQueryResultsCell) = "" Then
        Me.Show
    End If
    'This is a hack because after an excel table is created and the selected cell is in the table,
    'the ribbon changes tabs to the table, so this brings it back to the Home tab
    On Error GoTo ErrorHandlerIgnoreError
    Utils.RibbonactivateHomeTab
    If cbSQLList.ListIndex > -1 Then
        sqlRangeLastExecutedIndex = cbSQLList.ListIndex      'lastSelectedSaveSQLIndex
    End If
    If Not sqlRangeLastExecutedSQL Is Nothing Then
        sqlRangeLastExecutedSQL = tbSQL.value
    End If

    Call FormCommon.saveDBObjectsValues(cbDatabases, cbSchemas, cbTables)
    dbObjRangeUseAsDefaultDB = checkDefaultDB
ErrorHandlerIgnoreError:
    'This is needed because this window can be opened multiple times beause of the Me.Show above
    'do nothing
End Sub

Private Sub btExit_Click()
    Me.Hide
    sqlRangeLastExecutedIndex = cbSQLList.ListIndex
    sqlRangeLastExecutedSQL = tbSQL.value
End Sub

Private Sub iHelpLink_Click()
    OpenHelp ("ConfigForm")
End Sub

Private Sub iHelpDefaultDB_Click()
    OpenHelp ("UseAsDefaultDB")
End Sub

Private Sub UserForm_QueryClose(Cancel As Integer, CloseMode As Integer)
    Call Me.Hide

```

Regards,

Cal Roberts CPA

Sr. Manager Inventory | Office Depot, Inc.
6600 N Military Trail | Boca Raton, FL 33496
Tel: (561) 438-0088



From: Terry Campbell <Terry.Campbell@officedepot.com>
Sent: Thursday, March 18, 2021 10:17 PM
To: Cal Roberts <Kelvin.Roberts@officedepot.com>
Subject: Fwd: [Snowflake-Labs/Excelerator] Cannot Clear Excelerator AddIn from Excel (#22)

Cal,

Try this. If you want to get on a call we can walk through it together.

Regards,
Terry

Sent from my T-Mobile 4G LTE Device
Get [Outlook for Android](#)

From: Steven Segal <notifications@github.com>
Sent: Thursday, March 18, 2021 7:10:48 PM
To: Snowflake-Labs/Excelerator <Excelerator@noreply.github.com>
Cc: Terry Campbell <Terry.Campbell@officedepot.com>; Author <author@noreply.github.com>
Subject: Re: [Snowflake-Labs/Excelerator] Cannot Clear Excelerator AddIn from Excel (#22)

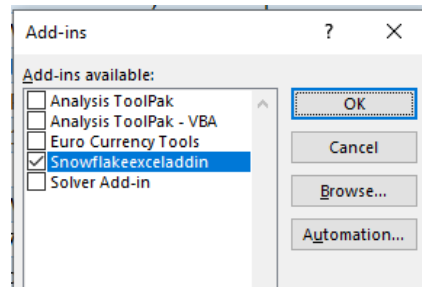
[CAUTION: EXTERNAL SENDER]

Terry,

This can be a little tricky. Excel might ask you to move the add-in to the user directory, so it might be hard to find. It can be stored in this directory
C:\Users<user>\AppData\Roaming\Microsoft\AddIns.

Sounds like you have two add-ins enabled. To delete both of them try this:

1 - Make sure all snowflake add-ins are checked in the add-in config window



2 - Close the add-in window. Go to File --> Options --> Add-ins

You should be able to see where the add-ins are located. Make note of these locations because you will need to delete it in subsequent steps.

Excel Options

General
Formulas
Data
Proofing
Save
Language
Ease of Access
Advanced
Customize Ribbon
Quick Access Toolbar
Add-ins
Trust Center

View and manage Microsoft Office Add-ins.

Add-ins

Name ^	Location
Active Application Add-ins	
Microsoft Power Map for Excel	C:\... Excel Add-in\EXCELPLUGINSHELL.DLL
Microsoft Power Pivot for Excel	C:\...Add-in\PowerPivotExcelClientAddIn.dll
Snowflakeexceladdin	\\Mac\...kbooks\SnowflakeExcelAddin.xlam
Inactive Application Add-ins	
Analysis ToolPak	C:\...ffice16\Library\Analysis\ANALYS32.XLL
Analysis ToolPak - VBA	C:\...e16\Library\Analysis\ATPVBAEN.XLAM
Date (XML)	C:\...Microsoft Shared\Smart Tag\MOFL.DLL
Euro Currency Tools	C:\...oot\Office16\Library\EUROTOOL.XLAM
Inquire	C:\...ffice\root\Office16\DCF\NativeShim.dll
Microsoft Actions Pane 3	
Microsoft Data Streamer for Excel	C:\...softDataStreamforExcel.vsto\dstolocal

3 - Go back to the step 1 and uncheck all Snowflake add-ins.

4 - Find all the the add-ins from step 2 and delete them.

5 - Open the Add-in config window in step 1. Check the add-ins and it should tell you that they can't be found and ask if you want to delete it. Say yes.

6 - You should now be able to add the add-in that is unblocked.

Let me know if this works for you.

Steve

You are receiving this because you authored the thread.

Reply to this email directly, [view it on GitHub](#), or [unsubscribe](#).