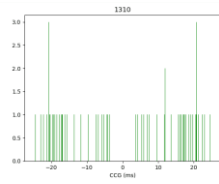
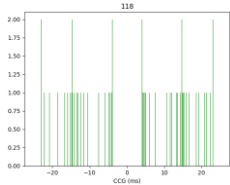


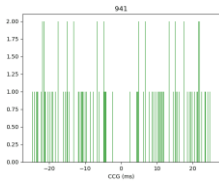
Neuron 1310: 596 spikes



Neuron 118: 578 spikes

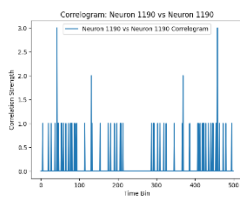


Neuron 941: 555 spikes

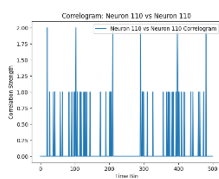


My plotting function directly on ccgs.npy output#

Neuron 1310: 596 spikes



Neuron 118: 578 spikes



Neuron 941: 555 spikes

