


LEOS Currency Purchasing Guide

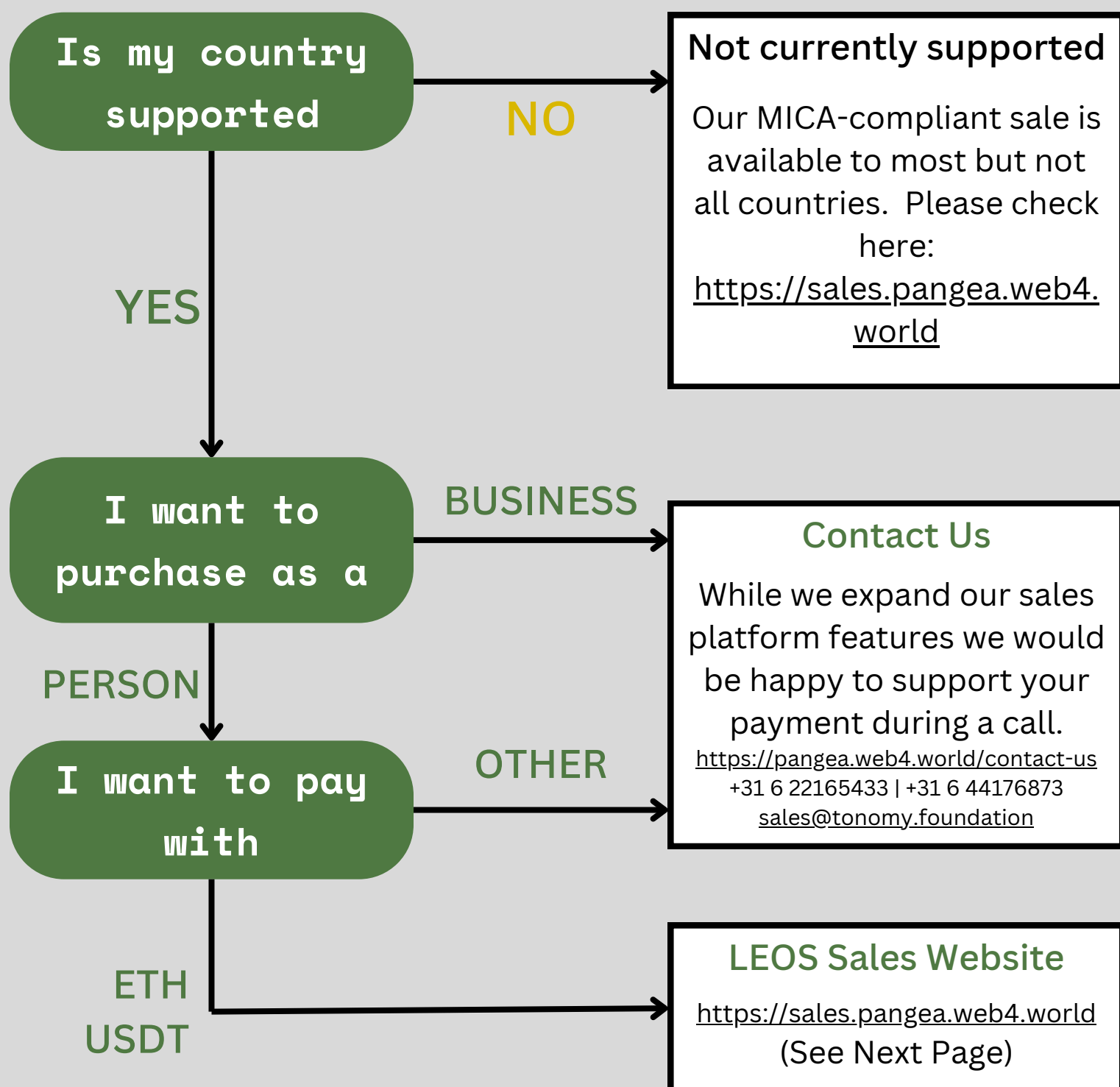
Your step-by-step guide to
buy LEOS Token as part of
the **MiCA-compliant Seed
Round**.



**BUY LEOS
TOKEN TODAY!**



Let's find the best payment method for you





How to use the LEOS sales website

Before you start, make sure you have:

1. **Crypto wallet** installed, with an **account with sufficient funds** to purchase with:

<https://metamask.io>

2. **United Citizens Wallet with an account** created:

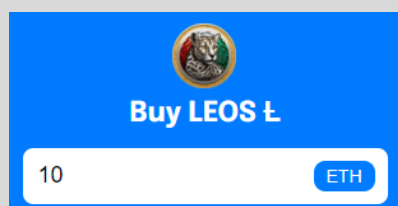
<https://pangea.web4.world/united-citizens-wallet>

3. **Identity document** ready for KYC

Ready? Let's buy some LEOS!



1. Go to: <https://sales.pangea.web4.world>



2. Fill in the ETH/USDT amount you want to purchase



3. Login with the United Citizens Wallet. Scan the QR code to login.



4. Complete identity verification



5. Sign the Token Agreement



6. Click "Pay with Crypto" and pay with your crypto wallet

(Remember to have some ETH to pay for gas fees)