

COVID-19







CALENDAR

The Pandemic Symptom Tracker Calendar (PSTC) project has been set up to develop open code for retrospective and real-time pandemic symptom tracker apps. https://github.com/alan-turing-institute/COVID-19_PSTC

The main aims are:

1. To generate and test calendars, and simple gamification features, to drive/ increase symptom data upload (see initial test design brief below).
2. To support longitudinal epidemiological studies by developing code that facilitates retrospective as well as real-time symptom data collection.
3. To widen discussion on privacy issues relating to the collection of personal details, and spatial data, using pandemic tracker apps.
4. To bring together experts working in epidemiology/health, graphic design, citizen science/crowdsourcing, gamification, data science and data ethics interested in open symptom tracker code.

NEXT



WELCOME

TO COVID-19 COLOUR CALENDAR

Thank you for working with us to
advance scientific research

NEXT



Help scientists better understand how COVID-19 behaves, over time, by colouring in our calendar. Even if you think you've had no symptoms at all.



View clip on how to use calendar
or

SKIP

Can you add some household details
for us?



Postcode (first 3 digits only)

EC1

Number of people in your
household

3

Gender
(optional)

Age
(optional)

Person 1

M

46

Person 2

F

78

Person 3

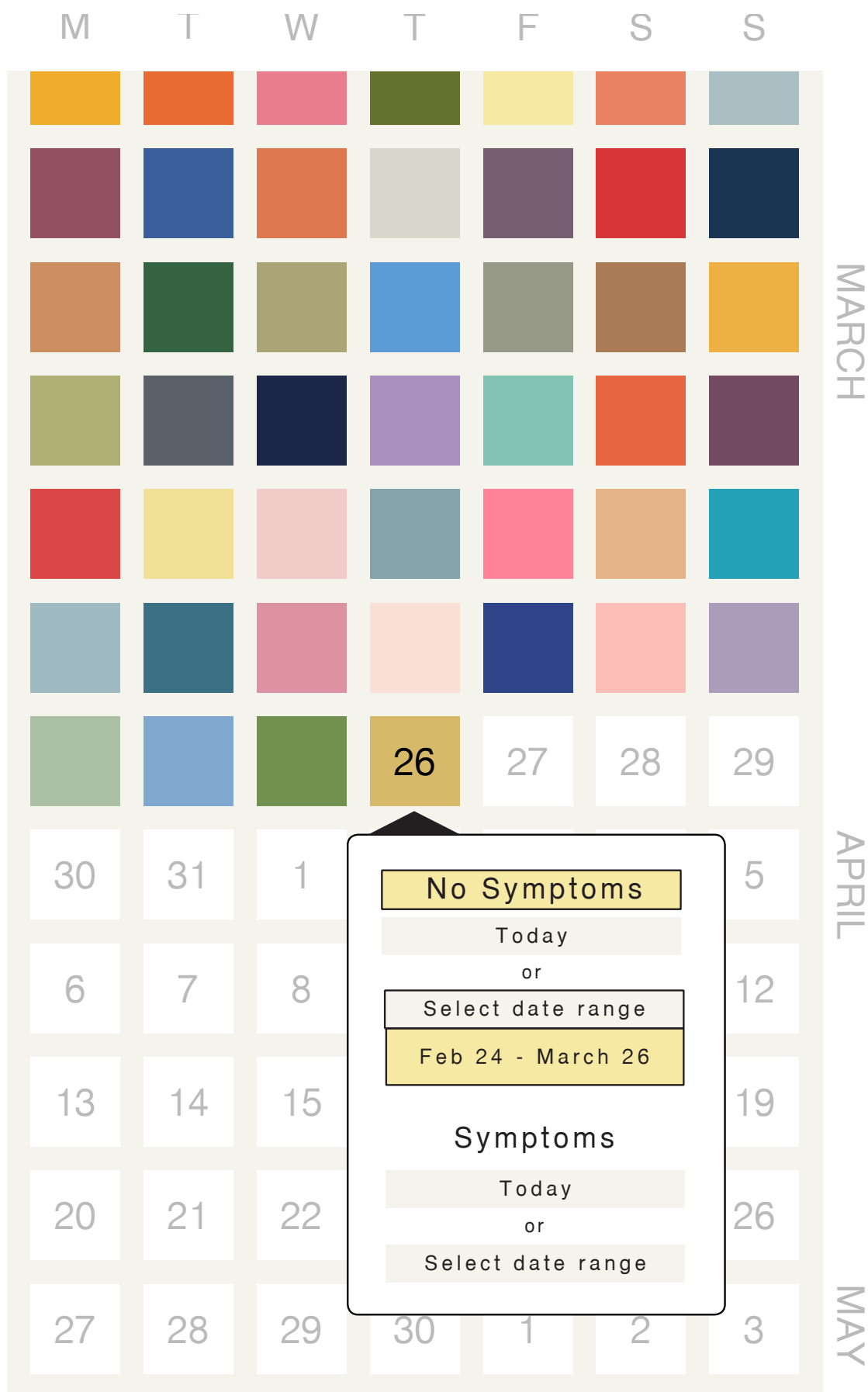
select

select



NEXT

Click on today's date to add symptom data and colour-in the calendar



Thank you for your contribution to scientific research

Click on today's date to add symptom data and colour-in the calendar

M	T	W	T	F	S	S
10	11	12	13	14	15	16
17	18	19	20	21	22	23
24	25	26	27	28	29	1
2	3	4	5	6	7	8
9	10	11	12	13	14	15
16	17	18	19	20	21	22
23	24	25	26	27	28	29
30	31	1	2	3	4	5
6	7	8	9	10	11	12
13	14	15	16	17	18	19
20	21	22	23	24	25	26
27	28	29	30	1	2	3

MARCH

APRIL

MAY

No Symptoms

Today

or

Select date range

Symptoms

Person 1

Today

or

Select date range

Add symptoms for person 1
26th March 2020



- Fever
- Chills
- Runny or blocked nose
- Sneezing
- Sore throat
- Excessively dry throat
- Mild cough
- Serious Cough
- Shortness of breath
- Headache
- Muscle/joint pain
- Chest pain
- Feeling tired or exhausted (malaise)
- Loss of appetite
- Coloured Sputum/phlegm
- Watery, bloodshot eyes
- Nausea
- Vomiting
- Diarrhoea
- Stomach ache
- Other

- How healthy do you feel on a scale of 1 to 10

Click to add symptoms for another person

Save and return to calendar

SPEC: COLOUR HEX NUMBERS & GAMIFICATION OUTLINE

- Colour Hex numbers for a 12 week repeating colour chart (below.)
- Recommended font: GrHelvetica, Regular
- Rolling calendar to allow retrospective symptoms to be added for any period. (Here calendar tested from Jan 1 – Sep 2020).
- Animate retrospective auto-colouring of boxes
- Simple gamification to include
 - 1) Grid squares colour as data are entered
 - ii) Colour burst as data are entered (to test)
 - iii) Thank you text appears as data are entered (to test)
 - iv) Other
- Optional notification button

M	T	W	T	F	S	S	
EFAD2B	E86B34	E87E8D	65722E	F5E9A4	EA8261	A9BFC4	
935061	395E99	DD7850	D8D7CB	755E72	D83636	1A3554	
CC8E60	356342	AAA477	5D9BD8	959985	AA7B55	EDB043	MARCH
AFAE75	5A616B	1B2649	A890BF	83C3B3	E86542	724A62	
DB4646	EFE095	F2CAC7	85A3AA	FF8398	E5B488	25A2B7	
9FBBC1	3A6F84	DD92A1	F9DFD4	2F4489	FCBE66	AB9DBA	
ACC1A3	80A7CE	72914E	D6B969	DDDDDD	E2A66F	4D7A5C	
FCE275	E0DCB8	EB7235	F3B52C	FFC197	0A2459	6793B2	APRIL
CCB4D3	FCC149	687C82	30569A	8EA05F	F2E8B1	8B3654	
DBB572	BCADA7	3D565E	D1D3C9	BAABA6	F28668	69777C	
6A6E89	FCB377	D3CB90	9F9FC9	F4B13B	772D13	D1A478	
173A4F	A7CDE8	4A6BA0	597C63	DD3737	2C4356	DD9C19	MAY