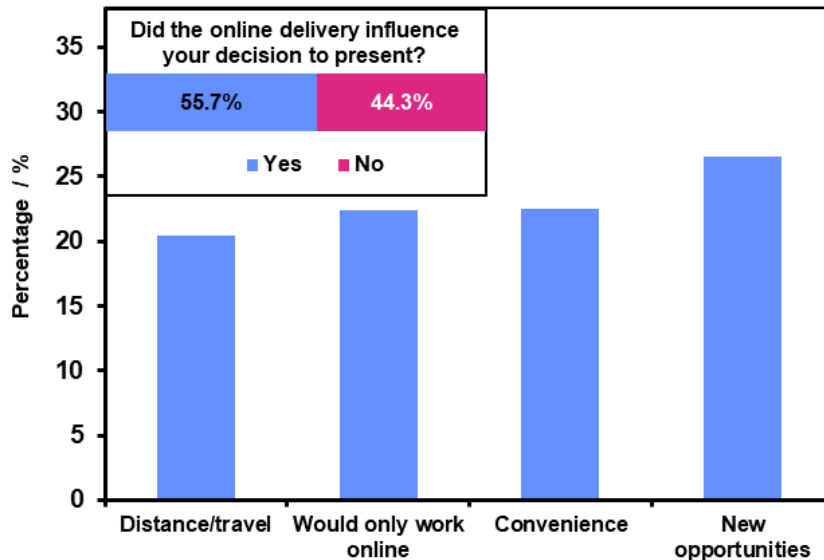


## Supporting Information –

### “Easy to join in your pyjamas”: Benefits and Barriers of Online Science Engagement at Australia’s 2020 National Science Week



**Figure S1.** shows the most common reasons that presenters gave for how the online format influenced their decision to deliver an online event. The inset shows all responses coded according to whether online delivery influenced their decision to present during NatSciWk.

55.7% of presenters indicated that the online format influenced their decision to present, with the four most commonly reported reasons shown in Figure S1.

The most common reason shared by presenters choosing to deliver online events was the potential for “new opportunities” for event development and delivery (26.5%). For these presenters, the pivot presented an opportunity to evolve their practice, be inventive, and contribute to future engagement. This sentiment was summarised by one presenter as:

*“It has allowed us to rethink delivery methods and content...to develop a new product, virtual incursions, that we had previously not explored.”*

Convenience and event ideas that would only work online were also both common impacts, both at 22.5%. Many also viewed the reduced need for travel for both themselves, fellow presenters and their event audiences as a positive (20.4%), and the ability for online events to reach national or international audiences was appealing:

*“I wanted to showcase around Australia and online was the way to do it!”*

Overall, this data suggests that presenters had several different motivations to deliver online science events, focused on both their own personal development and audience needs.

# Public Perceptions of Science and Experiences of Online Science Events - Audience

Thanks for your interest in completing this questionnaire about audience experiences of 2020 National Science Week!

Please make sure you read the Participant Information Statement linked below so you understand what this questionnaire entails.

Read the Participant Information Statement by clicking [here](#).

Please fill out one questionnaire per event you attended, i.e. if you attended a library talk and an online lecture, please fill in one for the library talk and one for the online lecture.

Participants who complete the audience questionnaire can choose to go into a draw to win prizes at the end of the survey. Prizes are of value up to \$400 and include; family passes for museums, zoos or science centres around Australia; and science books or prizes of similar value.

---

I have read the Participant Information Statement and agree to the terms therein.

- Yes  
 No

---

I am 18 years old or older.  
(If no - please note that we appreciate your time and your willingness to participate but cannot accept your responses. Participants must be at least 18. )

- Yes  
 No

---

Please list the name, date, and type of activity you attended and/or provide an active link to online event details

---

How old are you?

\_\_\_\_\_

---

What gender do you identify as?

- Female  
 Male  
 Non-binary  
 Prefer to self describe  
 Prefer not to say

---

Prefer to self describe: \_\_\_\_\_

---

Do you identify as transgender?

- Yes  
 No  
 Prefer not to say

---

Which state or territory do you live in?

- Australian Capital Territory    New South Wales    Northern Territory    Queensland  
 South Australia    Tasmania    Victoria    Western Australia    Not in Australia

---

If not in Australia, please state where you joined from

\_\_\_\_\_

---

What is your postcode?

---

(If not in Australia, please skip this question.)

---

How would you describe your ethnicity?

\_\_\_\_\_

---

What language(s) do you speak at home?

\_\_\_\_\_

---

What is the highest level of education you've completed? (Please tick one)

- Less than High School  
 High School  
 Certificate 1-3  
 Undergraduate Degree  
 Postgraduate degree

---

If you studied after high school, what did you study?

\_\_\_\_\_

How did you hear about this National Science Week event? Please tick all that apply.

- Host organisation's website  
 National Science Week's website  
 Social Media  
 Local media  
 Word of mouth  
 Other

What other place(s) did you hear about this event?

\_\_\_\_\_

Have you attended a National Science Week event in previous years?


- Yes  
 No

Did you experience connection issues during this event?

- Yes  
 No

How important do you think science is to society?


Not at all                      Neither important                      Very important  
important                      nor unimportant



(Place a mark on the scale above)

Science is interesting to me

Strongly disagree                      Neither agree nor                      Strongly agree  
disagree




(Place a mark on the scale above)

On average, how many hours in a week do you spend engaging with science related topics or issues?  
(This includes content you may see online, watch on television, radio or podcasts, your job, conversations with other people, and more)

- Less than 2 hours  
 2-5 hours  
 6-10 hours  
 11-20 hours  
 More than 20 hours

To what extent was this event an enjoyable experience? (please mark scale)

Not enjoyable at                      Neither enjoyable                      Very enjoyable  
all                      nor unenjoyable



(Place a mark on the scale above)

Was there something you enjoyed in particular?



---

How many national science week events are you planning to attend, including those you have already attended?

- 1
- 2
- 3
- 4
- 5+

---

Would you recommend a national science week event to someone else?

- Yes
- No

---

Please select all that apply

(Please note that if you tick any of these, we will require your email to contact you. )

- I consent to being contacted for further participation opportunities in this study
- I would like to go into the draw to win a prize (of value up to \$400)
- I would like to be contacted with details of publications arising from this study
- I would like to be contacted about future events presented or supported by Inspiring Australia

---

Please put in your email (optional)

\_\_\_\_\_

# Public Perceptions of Science and Experiences of Online Science Events - Presenter

Thanks for your interest in completing this survey about presenter experiences of 2020 National Science Week!

Please make sure you read the Participant Information Statement linked below so you understand what this survey entails.

Read the Participant Information Statement by clicking [here](#).

Please fill out one questionnaire per event you presented, i.e. if you ran several sessions of an online experiment class and science trivia, please fill in a questionnaire for the online experiment classes and one for the science trivia. If you presented multiple sessions of the same event, you only need to complete one survey for that event.

---

I have read the Participant Information Statement and agree to the terms therein.

- Yes  
 No

---

I am 18 years old or older

(If no - please note that we appreciate your time but cannot accept your responses. Participants must be at least 18.)

- Yes  
 No

---

Please list the name, date(s) and type of activity you presented and/or provide an active link to online event details:

---

What gender do you identify as?

- Female  
 Male  
 Non-binary  
 Prefer to self describe  
 Prefer not to say

---

Prefer to self describe:

---

---

Do you identify as transgender?

- Yes  No  Prefer not to say

---

How old are you?

---

---

How would you describe your ethnicity?

---

---

What language(s) do you speak at home?

\_\_\_\_\_

---

What state or territory did you present from?

- Australian Capital Territory
- New South Wales
- Northern Territory
- Queensland
- South Australia
- Tasmania
- Victoria
- Western Australia
- Not in Australia

---

If not in Australia, please state where you presented from

\_\_\_\_\_

---

What postcode did you present from?

(If not in Australia, please skip this question. )



---

How many audience members came to your 2020 National Science Week event(s)?

---

---

What is the approximate value of in-kind and other cash contributions that made this event possible?

---

---

Is this your/your organisation's first time presenting as part of National Science Week?

- Yes  
 No

---

Did the online delivery of this event influence your decision to present? If yes, in what way?  
If no, please skip this question.

---

Did you experience internet connection issues during this event?

- Yes  
 No

---

How did you share your National Science Week event? Please tick all that apply.

- Our organisational website  
 National Science Week's website / Inspiring Australia's channels  
 Social Media  
 Local media (print, radio)  
 Word of mouth  
 Other

---

How else did you share your National Science Week event?

---

---

Did you register your event(s) on the National Science Week calendar?

- Yes  
 No

---

Would you refer to yourself as someone who works in, researches or studies science, technology, engineering, or mathematics?

- Yes  
 No

---

Is conducting scientific research part of your job?

- Yes  
 No

---


On average, how many hours in a week would you spend engaging with science related topics or issues? (This includes content you may see online, watch on television, radio or podcasts, your job, conversations with other people, and more)

- Less than 5 hours  
 5-10 hours  
 11-20 hours  
 21-40 hours  
 More than 40 hours

---

How important do you think it is for your community to have access to science events?

Not at all important      Neither important nor unimportant      Very important



(Place a mark on the scale above)

---

Please share a few words explaining why you chose the importance rating given for the previous question.

---

Do you/your organisation usually present science events outside of National Science Week?

- Yes  
 No

---

Why did you decide to participate in National Science Week?

---

Would you present a National Science Week event in the future?

- Yes  
 No

---

As a presenter, what was the best part of this event for you (if there was one)?

---

What did you want your audience to gain from attending your event?

**Thinking about your experience with National Science Week overall, to what extent do you agree or disagree that:**

	Strongly disagree	Disagree	Somewhat disagree	Neither agree nor disagree	Somewhat agree	Agree	Strongly agree	Not sure
Our organisation was satisfied with the presenting experience we had during National Science Week	<input type="radio"/>	<input type="radio"/>	<input type="radio"/>	<input type="radio"/>	<input type="radio"/>	<input type="radio"/>	<input type="radio"/>	<input type="radio"/>
We received the support we needed from Inspiring Australia NSW	<input type="radio"/>	<input type="radio"/>	<input type="radio"/>	<input type="radio"/>	<input type="radio"/>	<input type="radio"/>	<input type="radio"/>	<input type="radio"/>
Our organisation engaged with new audiences	<input type="radio"/>	<input type="radio"/>	<input type="radio"/>	<input type="radio"/>	<input type="radio"/>	<input type="radio"/>	<input type="radio"/>	<input type="radio"/>
There is interest in presenting future events like this in our community, either science week or throughout the year	<input type="radio"/>	<input type="radio"/>	<input type="radio"/>	<input type="radio"/>	<input type="radio"/>	<input type="radio"/>	<input type="radio"/>	<input type="radio"/>

Is there anything else you would like to tell us about your experience of presenting during National Science Week, e.g. what went well, what could be improved, etc.?

Please select all that apply

- I consent to being contacted for further participation opportunities in this study
- I would like to be contacted with details of publications arising from this study
- I would like to be contacted about future events presented or supported by Inspiring Australia

Please put in your email

---