



Avg REVENUE
10.431

Chg % Before 5g vs
After 5g

Avg ARPU
56 %

Chg % Before 5g vs
After 5g

Monthly Active
Users
4.2

Chg % Before 5g vs
After 5g

Monthly
unsubscribed
Users
4.2

Chg % Before 5g vs
After 5g

Filter by Before 5G /
After 5G

Filter by Months

Filter by Cities

Split by City

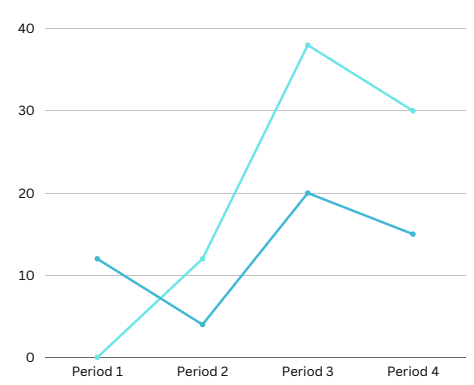
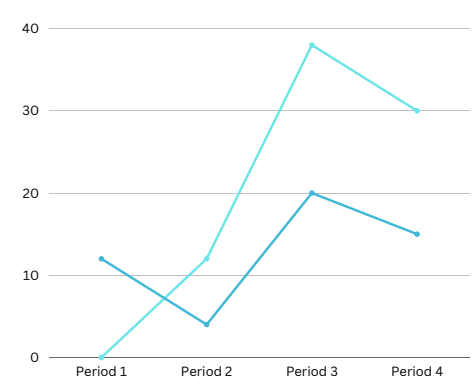
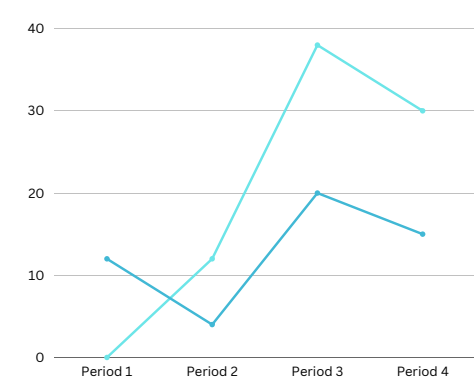
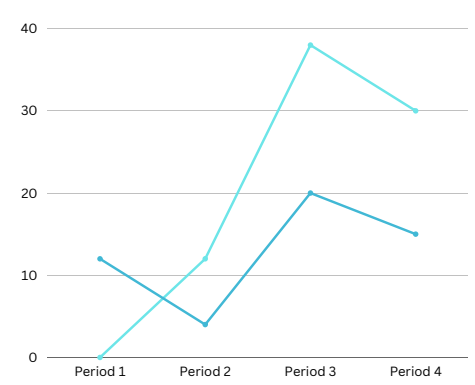
CI TY	Bef ore 5G	Aft er 5g	C hg %

CI TY	Bef ore 5G	Aft er 5g	C hg %

CI TY	Bef ore 5G	Aft er 5g	C hg %

CI TY	Bef ore 5G	Aft er 5g	C hg %

**Monthly Trend (Before 5g vs
After 5G)**



Filter by Before 5G /
After 5G

Filter by Months

Filter by Cities

Market Share over months for all companies

Top Plans by Revenue