

Axt, Feng & Bar-Anan (2021): Online Supplement

List of Words Used in Study 1..... Page 2
Study 1 Tables Page 3
Stimuli Information for IATs Page 9
Wording for Explicit Preference Items Page 21
Demographic Items Page 28
Study 2: Tests of Known Group Differences Page 30
Study 3: Tests of Known Group Differences (Descriptive Statistics) Page 31
Study 3: Tests of Known Group Differences (ANOVA Results) Page 32
Studies 2-3: Internal Consistency Using Spearman-Brown Correlations.....Page 34

List of Attribute Words Used in Study 1

Positive Words	Negative Words
Adore	Abuse
Appealing	Angry
Attractive	Annoy
Beautiful	Awful
Celebrate	Bothersome
Cheer	Despise
Cheerful	Detest
Cherish	Dirty
Delight	Disaster
Delightful	Disgust
Enjoy	Evil
Excellent	Failure
Excitement	Grief
Fabulous	Gross
Fantastic	Hate
Friend	Hatred
Friendship	Horrible
Glad	Horrific
Glorious	Humiliate
Happy	Hurtful
Joyful	Nasty
Joyous	Negative
Laughing	Pain
Love	Poison
Lovely	Rotten
Magnificent	Sadness
Pleasing	Scorn
Pleasure	Selfish
Smiling	Sickening
Spectacular	Tragic
Terrific	Ugly
Triumph	Yucky

Study 1 Tables – Table S1: IAT Cohen's *d* effects

	Age		Arab		Disability		Race		Rel. (Christ-Jew)		Rel. (Christ-Islam)		Rel. (Jew-Islam)		Sexuality		Skin Tone		Weight	
	With	Without	With	Without	With	Without	With	Without	With	Without	With	Without	With	Without	With	Without	With	Without	With	Without
Abuse	1.169	1.143	-.001	.031	1.197	1.179	.607	.597	.722	.745	.896	.889	.452	.447	.316	.319	.697	.688	1.197	1.232
Adore	1.139	1.153	.019	.024	1.205	1.176	.616	.594	.730	.741	.875	.896	.461	.445	.304	.323	.714	.682	1.237	1.219
Angry	1.145	1.151	.029	.021	1.172	1.187	.602	.598	.758	.733	.878	.895	.445	.450	.302	.324	.682	.693	1.210	1.228
Annoy	1.147	1.151	.045	.016	1.155	1.193	.580	.606	.738	.739	.887	.892	.442	.451	.316	.319	.683	.693	1.209	1.228
Appealing	1.139	1.153	.029	.021	1.215	1.173	.581	.605	.729	.742	.880	.894	.442	.451	.313	.320	.681	.693	1.251	1.214
Attractive	1.171	1.143	.024	.022	1.208	1.175	.602	.598	.733	.740	.886	.892	.431	.455	.323	.317	.679	.694	1.235	1.219
Awful	1.143	1.152	-.014	.035	1.201	1.177	.588	.603	.730	.742	.908	.885	.433	.454	.323	.317	.699	.687	1.222	1.224
Beautiful	1.152	1.149	.031	.020	1.168	1.188	.576	.608	.758	.732	.872	.897	.460	.445	.323	.317	.658	.701	1.228	1.222
Bothersome	1.147	1.150	.054	.012	1.175	1.186	.607	.597	.757	.733	.892	.890	.423	.458	.322	.317	.687	.691	1.263	1.210
Celebrate	1.149	1.150	.010	.027	1.194	1.180	.616	.594	.741	.738	.904	.886	.450	.448	.318	.318	.712	.683	1.219	1.225
Cheer	1.166	1.144	.035	.019	1.166	1.189	.608	.597	.708	.749	.882	.894	.438	.452	.315	.319	.701	.687	1.229	1.222
Cheerful	1.152	1.149	.012	.027	1.186	1.182	.601	.599	.766	.730	.891	.891	.461	.445	.319	.318	.690	.690	1.228	1.222
Cherish	1.133	1.155	.020	.024	1.221	1.171	.617	.594	.770	.728	.918	.881	.446	.450	.313	.320	.702	.686	1.210	1.228
Delight	1.146	1.151	.009	.027	1.177	1.185	.623	.592	.725	.743	.884	.893	.458	.445	.310	.321	.694	.689	1.236	1.219
Delightful	1.123	1.159	.019	.024	1.147	1.196	.597	.600	.757	.732	.915	.883	.452	.447	.313	.320	.696	.688	1.191	1.234
Despise	1.146	1.151	.032	.020	1.151	1.194	.613	.595	.734	.740	.871	.897	.456	.446	.310	.321	.694	.689	1.231	1.221
Detest	1.172	1.142	.039	.017	1.185	1.183	.619	.593	.742	.738	.903	.887	.462	.444	.298	.325	.702	.686	1.220	1.224
Dirty	1.145	1.151	.022	.023	1.173	1.186	.598	.600	.730	.741	.889	.891	.455	.446	.343	.310	.716	.682	1.223	1.224
Disaster	1.139	1.153	.022	.023	1.183	1.183	.587	.604	.733	.741	.888	.891	.471	.441	.303	.323	.682	.693	1.236	1.219
Disgust	1.164	1.145	.033	.019	1.164	1.190	.596	.601	.736	.739	.889	.891	.452	.447	.336	.312	.677	.694	1.263	1.210
Enjoy	1.155	1.148	.007	.028	1.195	1.180	.611	.596	.746	.736	.862	.901	.445	.450	.345	.309	.691	.690	1.230	1.221
Evil	1.160	1.146	-.011	.034	1.210	1.174	.597	.600	.747	.736	.889	.891	.460	.445	.298	.325	.693	.689	1.232	1.221
Excellent	1.156	1.148	.014	.026	1.179	1.185	.616	.594	.753	.734	.891	.891	.467	.443	.317	.319	.669	.697	1.251	1.214
Excitement	1.154	1.148	.036	.018	1.197	1.179	.581	.606	.731	.741	.910	.884	.438	.452	.318	.318	.671	.697	1.232	1.220
Fabulous	1.147	1.151	.021	.023	1.165	1.189	.605	.597	.745	.736	.909	.884	.449	.448	.306	.322	.680	.693	1.221	1.224
Failure	1.174	1.142	.034	.019	1.170	1.188	.593	.602	.738	.739	.904	.886	.462	.444	.324	.316	.673	.696	1.205	1.229
Fantastic	1.138	1.153	.019	.024	1.156	1.192	.586	.604	.740	.738	.889	.891	.460	.445	.335	.312	.695	.689	1.216	1.226
Friend	1.213	1.130	.024	.023	1.183	1.183	.585	.604	.726	.743	.896	.889	.442	.451	.330	.314	.674	.695	1.228	1.222
Friendship	1.157	1.147	.023	.023	1.154	1.193	.585	.604	.731	.741	.925	.880	.443	.451	.321	.317	.696	.688	1.231	1.221
Glad	1.144	1.151	.025	.022	1.195	1.179	.604	.598	.734	.740	.886	.892	.454	.447	.326	.315	.709	.684	1.221	1.224
Glorious	1.138	1.153	.038	.018	1.179	1.185	.578	.606	.749	.735	.892	.890	.451	.448	.306	.322	.676	.695	1.212	1.227
Grief	1.183	1.139	.024	.022	1.204	1.176	.586	.604	.734	.740	.879	.895	.443	.451	.301	.324	.666	.698	1.221	1.224
Gross	1.163	1.145	.026	.022	1.164	1.190	.580	.606	.743	.737	.903	.887	.474	.441	.323	.317	.701	.687	1.211	1.228
Happy	1.160	1.146	.033	.019	1.186	1.182	.606	.597	.756	.733	.879	.894	.465	.443	.311	.320	.698	.688	1.219	1.225
Hate	1.139	1.153	.004	.030	1.173	1.187	.629	.590	.725	.743	.870	.898	.446	.450	.325	.316	.693	.689	1.237	1.219
Hatred	1.160	1.146	.002	.030	1.164	1.190	.633	.589	.726	.743	.891	.890	.445	.450	.310	.321	.692	.689	1.225	1.223
Horrible	1.143	1.152	-.001	.030	1.173	1.187	.601	.599	.732	.741	.884	.893	.444	.450	.300	.324	.716	.682	1.240	1.218
Horrific	1.167	1.144	.021	.023	1.192	1.180	.622	.592	.737	.739	.883	.893	.459	.445	.323	.317	.682	.693	1.245	1.216
Humiliate	1.141	1.153	.022	.023	1.182	1.184	.584	.604	.733	.740	.860	.901	.432	.454	.316	.319	.699	.687	1.224	1.223
Hurtful	1.166	1.144	.028	.021	1.184	1.183	.584	.605	.747	.736	.900	.887	.444	.450	.304	.323	.674	.696	1.210	1.228
Joyful	1.152	1.149	.042	.016	1.172	1.187	.624	.591	.725	.743	.905	.886	.456	.446	.306	.322	.693	.689	1.240	1.218
Joyous	1.123	1.159	.016	.025	1.183	1.183	.613	.595	.716	.746	.903	.887	.474	.440	.325	.316	.711	.683	1.219	1.225
Laughing	1.160	1.146	.013	.026	1.202	1.177	.586	.604	.723	.744	.883	.893	.466	.443	.306	.322	.694	.689	1.190	1.235
Love	1.156	1.148	.018	.025	1.187	1.182	.589	.603	.758	.732	.885	.893	.426	.456	.283	.330	.692	.689	1.211	1.227
Lovely	1.134	1.155	.037	.018	1.167	1.189	.593	.602	.731	.741	.914	.883	.432	.454	.316	.319	.692	.689	1.229	1.222
Magnificent	1.157	1.147	.017	.025	1.210	1.175	.591	.602	.746	.736	.880	.894	.430	.455	.330	.314	.670	.697	1.195	1.233

Nasty	1.114	1.162	.025	.022	1.186	1.182	.596	.601	.739	.739	.895	.889	.442	.451	.341	.311	.706	.685	1.241	1.217
Negative	1.157	1.147	.017	.025	1.201	1.177	.611	.596	.764	.730	.889	.891	.445	.450	.327	.315	.685	.692	1.224	1.223
Pain	1.149	1.150	.013	.026	1.218	1.172	.615	.594	.721	.745	.907	.885	.458	.445	.321	.317	.682	.693	1.210	1.228
Pleasing	1.159	1.147	.014	.026	1.200	1.178	.603	.598	.763	.731	.886	.892	.447	.449	.337	.312	.719	.681	1.214	1.226
Pleasure	1.155	1.148	.026	.022	1.200	1.178	.598	.600	.714	.747	.888	.892	.467	.443	.317	.319	.676	.695	1.229	1.221
Poison	1.145	1.151	.023	.023	1.199	1.178	.607	.597	.734	.740	.892	.890	.468	.442	.333	.313	.691	.690	1.229	1.222
Rotten	1.128	1.157	.033	.019	1.208	1.175	.607	.597	.732	.741	.900	.888	.442	.451	.311	.321	.681	.693	1.241	1.217
Sadness	1.136	1.154	.036	.018	1.187	1.182	.597	.600	.737	.739	.895	.889	.411	.461	.337	.312	.662	.699	1.227	1.222
Scorn	1.161	1.146	.021	.023	1.202	1.177	.609	.596	.748	.736	.888	.892	.459	.445	.318	.318	.716	.682	1.225	1.223
Selfish	1.145	1.151	.055	.012	1.123	1.204	.563	.611	.725	.743	.889	.891	.452	.448	.308	.321	.672	.696	1.187	1.236
Sickening	1.144	1.151	.015	.016	1.159	1.174	.603	.598	.759	.732	.904	.886	.439	.452	.326	.315	.673	.696	1.209	1.228
Smiling	1.161	1.146	.021	.026	1.155	1.191	.590	.603	.717	.746	.871	.898	.428	.455	.330	.314	.713	.683	1.223	1.223
Spectacular	1.148	1.150	.033	.024	1.186	1.193	.583	.605	.737	.739	.889	.891	.448	.449	.324	.316	.680	.693	1.250	1.215
Terrific	1.136	1.154	.015	.020	1.206	1.182	.614	.595	.748	.736	.860	.901	.434	.454	.312	.320	.674	.696	1.208	1.228
Tragic	1.139	1.153	.032	.025	1.176	1.176	.584	.605	.727	.742	.905	.886	.453	.447	.316	.319	.724	.679	1.210	1.228
Triumph	1.121	1.159	.032	.020	1.176	1.186	.606	.597	.734	.740	.897	.888	.438	.452	.330	.314	.686	.691	1.214	1.226
Ugly	1.126	1.158	.020	.024	1.181	1.184	.600	.599	.761	.731	.884	.893	.438	.452	.325	.316	.675	.695	1.213	1.227
Yucky	1.137	1.154	.019	.024	1.173	1.187	.583	.605	.750	.735	.893	.890	.448	.449	.324	.316	.712	.683	1.210	1.228

Table S2: Internal Reliability (Cronbach's α)

	Age		Arab		Disability		Race		Rel. (Christ-Jew)		Rel. (Christ-Islam)		Rel. (Jew-Islam)		Sexuality		Skin Tone		Weight	
	With	Without	With	Without	With	Without	With	Without	With	Without	With	Without	With	Without	With	Without	With	Without	With	Without
Abuse	.691	.697	.751	.739	.803	.813	.762	.759	.756	.741	.743	.748	.700	.696	.809	.806	.734	.734	.745	.746
Adore	.700	.694	.744	.742	.807	.811	.749	.763	.743	.745	.748	.746	.705	.695	.803	.808	.740	.732	.742	.747
Angry	.693	.697	.735	.745	.805	.812	.763	.759	.743	.745	.742	.748	.694	.698	.810	.806	.736	.733	.747	.745
Annoy	.694	.696	.735	.745	.811	.810	.766	.757	.751	.742	.747	.747	.699	.697	.804	.808	.735	.734	.736	.749
Appealing	.699	.695	.745	.741	.809	.811	.758	.760	.748	.743	.745	.747	.700	.696	.806	.807	.733	.734	.739	.748
Attractive	.701	.694	.747	.741	.813	.810	.765	.758	.749	.743	.741	.749	.699	.697	.810	.806	.735	.734	.754	.743
Awful	.690	.698	.735	.745	.808	.811	.768	.757	.741	.746	.746	.747	.690	.700	.809	.806	.732	.735	.740	.748
Beautiful	.697	.695	.750	.740	.818	.808	.766	.758	.747	.744	.747	.747	.702	.696	.809	.806	.736	.733	.745	.746
Bothersome	.696	.696	.749	.740	.815	.809	.758	.760	.739	.747	.745	.747	.713	.692	.806	.807	.725	.737	.735	.749
Celebrate	.696	.696	.747	.741	.813	.810	.764	.758	.745	.744	.748	.746	.687	.701	.804	.808	.730	.735	.739	.748
Cheer	.693	.697	.743	.742	.815	.809	.756	.761	.744	.745	.748	.746	.699	.697	.803	.808	.730	.735	.749	.745
Cheerful	.694	.696	.752	.739	.810	.810	.773	.755	.74	.746	.751	.745	.695	.698	.804	.808	.739	.732	.750	.744
Cherish	.701	.694	.733	.745	.807	.811	.762	.759	.736	.747	.747	.747	.684	.701	.808	.807	.726	.736	.757	.742
Delight	.699	.695	.747	.741	.810	.811	.756	.761	.744	.745	.744	.748	.703	.695	.808	.807	.739	.732	.746	.746
Delightful	.699	.695	.747	.741	.816	.808	.762	.759	.741	.746	.736	.750	.688	.700	.806	.807	.736	.733	.748	.745
Despise	.698	.695	.742	.743	.809	.811	.756	.761	.747	.744	.749	.746	.696	.698	.803	.808	.736	.733	.745	.746
Detest	.69	.698	.739	.744	.809	.811	.755	.761	.746	.744	.753	.745	.690	.699	.807	.807	.735	.734	.746	.746
Dirty	.700	.694	.739	.744	.818	.808	.764	.758	.747	.744	.743	.748	.707	.694	.807	.807	.735	.733	.754	.743
Disaster	.690	.698	.743	.742	.808	.811	.756	.761	.748	.744	.751	.745	.686	.701	.809	.806	.734	.734	.745	.746
Disgust	.683	.700	.735	.745	.812	.810	.750	.763	.742	.746	.739	.749	.702	.696	.804	.808	.728	.736	.739	.748
Enjoy	.697	.695	.732	.746	.810	.811	.753	.762	.743	.745	.751	.745	.704	.695	.806	.807	.733	.734	.750	.745
Evil	.699	.695	.740	.743	.805	.812	.775	.754	.739	.746	.753	.744	.685	.701	.805	.807	.726	.737	.749	.745
Excellent	.693	.697	.733	.745	.807	.811	.749	.763	.748	.744	.755	.744	.687	.700	.806	.807	.743	.731	.739	.748
Excitement	.696	.696	.746	.741	.815	.809	.763	.758	.749	.743	.739	.749	.707	.694	.807	.807	.737	.733	.745	.746
Fabulous	.706	.692	.742	.742	.809	.811	.763	.759	.743	.745	.744	.748	.691	.699	.809	.806	.730	.735	.740	.748
Failure	.694	.696	.734	.745	.815	.809	.762	.759	.745	.745	.748	.746	.695	.698	.805	.808	.738	.733	.758	.741
Fantastic	.697	.695	.734	.745	.812	.810	.763	.759	.741	.746	.742	.748	.696	.698	.809	.806	.734	.734	.743	.747
Friend	.693	.697	.737	.744	.806	.812	.765	.758	.745	.745	.746	.747	.707	.694	.807	.807	.736	.733	.747	.746
Friendship	.683	.700	.761	.736	.817	.808	.764	.758	.748	.743	.745	.747	.696	.698	.806	.807	.734	.734	.749	.745
Glad	.692	.697	.733	.745	.810	.810	.756	.761	.749	.743	.748	.746	.698	.697	.804	.808	.729	.736	.747	.745
Glorious	.697	.695	.748	.740	.809	.811	.765	.758	.743	.745	.754	.744	.704	.695	.806	.807	.738	.733	.737	.749
Grief	.696	.696	.736	.744	.811	.810	.759	.760	.746	.744	.747	.747	.695	.698	.803	.808	.740	.732	.746	.746
Gross	.694	.696	.746	.741	.811	.810	.757	.760	.736	.747	.738	.750	.694	.698	.808	.807	.731	.735	.759	.741
Happy	.694	.697	.745	.741	.805	.812	.765	.758	.745	.745	.746	.747	.688	.700	.807	.807	.737	.733	.745	.746
Hate	.689	.698	.746	.741	.813	.810	.756	.761	.745	.745	.745	.747	.708	.693	.805	.808	.731	.735	.745	.746
Hatred	.700	.694	.749	.740	.816	.808	.757	.761	.749	.743	.750	.746	.711	.693	.806	.807	.737	.733	.748	.745
Horrible	.691	.697	.748	.740	.809	.811	.755	.761	.745	.744	.740	.749	.702	.696	.809	.806	.727	.736	.743	.747
Horrific	.700	.694	.749	.740	.804	.813	.761	.759	.742	.745	.748	.746	.705	.694	.806	.807	.738	.733	.738	.748
Humiliate	.691	.697	.736	.745	.809	.811	.751	.762	.743	.745	.750	.746	.696	.698	.809	.806	.727	.736	.742	.747
Hurtful	.693	.697	.744	.742	.813	.810	.766	.758	.735	.748	.744	.748	.688	.700	.809	.806	.736	.733	.750	.744
Joyful	.691	.697	.737	.744	.811	.810	.754	.761	.742	.745	.747	.747	.699	.697	.809	.806	.743	.731	.740	.748
Joyous	.694	.696	.738	.744	.812	.810	.751	.762	.754	.741	.748	.746	.699	.696	.812	.805	.730	.735	.743	.747
Laughing	.696	.696	.750	.740	.807	.811	.758	.760	.753	.742	.745	.747	.709	.693	.807	.807	.726	.737	.751	.744
Love	.681	.701	.746	.741	.808	.811	.764	.758	.749	.743	.755	.744	.708	.694	.810	.806	.730	.735	.747	.745
Lovely	.705	.693	.738	.744	.808	.811	.762	.759	.744	.745	.747	.747	.696	.698	.811	.805	.736	.733	.744	.747
Magnificent	.706	.692	.732	.746	.809	.811	.757	.760	.736	.747	.744	.748	.686	.701	.803	.808	.732	.735	.748	.745

Nasty	.700	.694	.748	.741	.803	.813	.764	.758	.74	.746	.747	.747	.692	.699	.810	.806	.733	.734	.739	.748
Negative	.697	.696	.736	.745	.807	.812	.765	.758	.741	.746	.745	.747	.699	.697	.804	.808	.735	.734	.742	.747
Pain	.700	.694	.745	.742	.813	.809	.756	.761	.754	.741	.750	.746	.698	.697	.806	.807	.741	.731	.747	.746
Pleasing	.683	.700	.748	.740	.806	.812	.760	.760	.733	.748	.749	.746	.697	.697	.805	.807	.737	.733	.747	.746
Pleasure	.695	.696	.738	.744	.806	.812	.753	.762	.757	.74	.740	.749	.692	.699	.813	.805	.746	.730	.749	.745
Poison	.701	.694	.745	.742	.815	.809	.760	.759	.751	.742	.748	.746	.701	.696	.804	.808	.734	.734	.737	.749
Rotten	.702	.694	.749	.740	.809	.811	.765	.758	.741	.746	.748	.746	.689	.700	.804	.808	.736	.733	.754	.743
Sadness	.701	.694	.747	.741	.814	.809	.756	.761	.751	.742	.741	.748	.704	.695	.803	.808	.736	.733	.739	.748
Scorn	.698	.695	.746	.741	.808	.811	.755	.761	.745	.745	.743	.748	.694	.698	.809	.806	.732	.735	.748	.745
Selfish	.697	.696	.744	.742	.812	.810	.754	.761	.74	.746	.756	.743	.689	.700	.808	.807	.740	.732	.749	.745
Sickening	.697	.696	.742	.743	.808	.811	.751	.763	.742	.745	.741	.749	.695	.698	.811	.805	.737	.733	.750	.745
Smiling	.699	.695	.749	.740	.816	.809	.766	.758	.756	.74	.760	.742	.697	.697	.807	.807	.723	.737	.744	.746
Spectacular	.691	.697	.740	.743	.812	.810	.762	.759	.742	.746	.745	.747	.690	.699	.805	.808	.730	.735	.747	.745
Terrific	.688	.698	.740	.743	.806	.812	.755	.761	.733	.748	.746	.747	.698	.697	.808	.806	.725	.737	.748	.745
Tragic	.696	.696	.741	.743	.812	.810	.757	.761	.748	.743	.747	.747	.690	.700	.805	.807	.726	.736	.750	.744
Triumph	.706	.692	.730	.746	.812	.810	.750	.763	.734	.748	.743	.748	.696	.698	.803	.808	.731	.735	.747	.745
Ugly	.700	.694	.734	.745	.811	.810	.764	.758	.743	.745	.754	.744	.709	.693	.813	.805	.738	.733	.751	.744
Yucky	.703	.693	.748	.741	.816	.809	.762	.759	.744	.745	.751	.745	.691	.699	.809	.806	.737	.733	.749	.745

Table S3: Implicit-Explicit Correlations (*r*)

	Age		Arabs		Disability		Race		Rel. (Christ-Jew)		Rel. (Christ-Islam)		Rel. (Jew-Islam)		Sexuality		Skin Tone		Weight	
	With	Without	With	Without	With	Without	With	Without	With	Without	With	Without	With	Without	With	Without	With	Without	With	Without
Abuse	.093	.128	.289	.302	.144	.152	.309	.326	.457	.429	.443	.433	.383	.385	.457	.445	.222	.227	.205	.201
Adore	.113	.121	.323	.291	.151	.150	.320	.322	.417	.442	.447	.432	.394	.382	.459	.445	.231	.224	.187	.207
Angry	.102	.125	.302	.298	.164	.145	.331	.318	.436	.436	.419	.441	.402	.379	.453	.447	.221	.228	.204	.201
Annoy	.125	.117	.286	.303	.157	.148	.331	.318	.420	.442	.427	.438	.374	.389	.442	.450	.241	.221	.206	.200
Appealing	.111	.122	.303	.298	.164	.146	.326	.320	.447	.432	.445	.432	.377	.387	.447	.449	.225	.227	.215	.198
Attractive	.112	.121	.305	.297	.171	.143	.320	.322	.448	.432	.440	.434	.368	.390	.459	.445	.234	.223	.216	.197
Awful	.119	.119	.294	.301	.153	.149	.337	.316	.431	.438	.423	.439	.376	.388	.450	.448	.219	.228	.206	.201
Beautiful	.126	.117	.293	.301	.140	.153	.325	.320	.431	.438	.440	.434	.382	.386	.455	.446	.233	.224	.197	.203
Bothersome	.126	.117	.313	.294	.157	.148	.298	.329	.412	.444	.441	.433	.397	.381	.446	.449	.225	.227	.204	.201
Celebrate	.130	.115	.275	.307	.155	.149	.312	.325	.426	.440	.441	.433	.373	.389	.443	.450	.215	.230	.216	.197
Cheer	.127	.116	.300	.299	.151	.150	.302	.328	.442	.434	.443	.433	.374	.389	.439	.451	.233	.224	.201	.202
Cheerful	.123	.118	.302	.298	.147	.151	.328	.319	.429	.439	.420	.441	.369	.390	.449	.448	.241	.221	.210	.199
Cherish	.121	.118	.287	.303	.163	.146	.311	.325	.425	.440	.440	.434	.373	.389	.438	.452	.215	.230	.188	.207
Delight	.110	.122	.293	.301	.142	.153	.322	.321	.425	.440	.434	.436	.379	.387	.445	.449	.251	.218	.173	.212
Delightful	.124	.117	.286	.303	.142	.153	.322	.321	.427	.439	.435	.435	.383	.385	.440	.451	.222	.228	.199	.203
Despise	.124	.117	.300	.299	.144	.152	.313	.325	.430	.438	.422	.440	.375	.388	.451	.448	.237	.223	.206	.201
Detest	.132	.114	.299	.299	.164	.145	.307	.326	.429	.439	.425	.439	.362	.392	.455	.446	.240	.221	.208	.200
Dirty	.131	.115	.295	.300	.169	.144	.330	.319	.436	.436	.437	.435	.400	.380	.438	.452	.233	.224	.207	.200
Disaster	.119	.119	.292	.302	.151	.150	.321	.322	.439	.435	.450	.430	.371	.389	.444	.450	.228	.225	.207	.200
Disgust	.124	.117	.292	.301	.152	.150	.311	.325	.437	.436	.424	.439	.391	.383	.445	.449	.225	.226	.182	.209
Enjoy	.122	.118	.308	.296	.148	.151	.322	.321	.423	.441	.442	.433	.393	.382	.446	.449	.237	.223	.201	.202
Evil	.109	.122	.284	.304	.151	.150	.330	.319	.428	.439	.440	.434	.386	.384	.454	.446	.213	.230	.197	.203
Excellent	.130	.115	.296	.300	.146	.152	.319	.322	.440	.435	.431	.437	.385	.385	.452	.447	.235	.223	.204	.201
Excitement	.109	.122	.293	.301	.140	.153	.322	.322	.428	.439	.431	.437	.388	.384	.457	.446	.218	.229	.202	.202
Fabulous	.131	.115	.313	.294	.136	.155	.317	.323	.442	.434	.417	.442	.381	.386	.442	.451	.221	.228	.194	.204
Failure	.105	.123	.275	.307	.151	.150	.327	.320	.446	.433	.435	.435	.370	.390	.454	.446	.228	.225	.209	.200
Fantastic	.113	.121	.296	.300	.153	.149	.319	.322	.450	.431	.422	.440	.378	.387	.445	.450	.235	.223	.197	.204
Friend	.122	.118	.301	.298	.159	.147	.318	.323	.446	.433	.428	.438	.392	.382	.447	.449	.219	.229	.206	.201
Friendship	.106	.123	.316	.293	.139	.154	.335	.317	.441	.434	.437	.435	.410	.376	.446	.449	.202	.234	.199	.203
Glad	.119	.119	.302	.298	.159	.147	.305	.327	.443	.434	.424	.439	.372	.389	.444	.450	.211	.231	.181	.209
Glorious	.123	.118	.305	.297	.131	.157	.316	.323	.433	.437	.447	.432	.394	.382	.444	.450	.225	.227	.201	.202
Grief	.106	.123	.291	.302	.148	.151	.325	.320	.431	.438	.438	.434	.396	.381	.437	.452	.228	.225	.211	.199
Gross	.123	.118	.309	.296	.146	.152	.313	.324	.430	.438	.423	.439	.375	.388	.459	.445	.205	.233	.207	.200
Happy	.119	.119	.296	.300	.177	.142	.323	.321	.435	.436	.448	.431	.389	.383	.454	.446	.232	.224	.199	.203
Hate	.102	.125	.292	.302	.133	.156	.319	.323	.446	.433	.438	.434	.394	.381	.437	.452	.217	.229	.200	.202
Hatred	.133	.114	.300	.299	.142	.153	.315	.324	.458	.429	.447	.432	.395	.381	.447	.449	.228	.225	.204	.201
Horrible	.125	.117	.311	.295	.148	.151	.323	.321	.438	.435	.433	.436	.395	.381	.445	.449	.226	.226	.194	.205
Horrific	.113	.121	.318	.293	.177	.141	.337	.316	.456	.430	.444	.432	.384	.385	.448	.449	.216	.229	.196	.204
Humiliate	.100	.126	.313	.294	.154	.149	.307	.326	.420	.441	.433	.436	.397	.380	.453	.447	.230	.225	.212	.198
Hurtful	.105	.124	.292	.301	.146	.152	.329	.319	.416	.443	.435	.435	.377	.387	.451	.447	.213	.231	.190	.206
Joyful	.122	.118	.298	.299	.131	.157	.321	.321	.438	.435	.423	.440	.421	.373	.439	.451	.248	.219	.210	.199
Joyous	.118	.119	.267	.309	.144	.152	.322	.321	.429	.438	.443	.433	.374	.389	.457	.445	.234	.224	.208	.200
Laughing	.112	.121	.303	.297	.151	.150	.332	.318	.449	.432	.432	.436	.389	.383	.447	.449	.223	.227	.185	.208
Love	.107	.123	.318	.292	.175	.142	.330	.319	.437	.436	.429	.437	.391	.383	.451	.448	.218	.229	.201	.202
Lovely	.133	.114	.299	.299	.152	.150	.338	.316	.448	.432	.425	.439	.393	.382	.451	.447	.230	.225	.207	.200
Magnificent	.117	.119	.301	.299	.130	.157	.317	.323	.438	.436	.443	.433	.367	.391	.455	.446	.224	.227	.210	.199

Nasty	.124	.117	.306	.297	.138	.155	.336	.317	.438	.435	.434	.436	.396	.381	.441	.451	.232	.224	.208	.200
Negative	.144	.111	.298	.299	.173	.143	.313	.324	.430	.438	.437	.435	.406	.378	.452	.447	.219	.228	.193	.205
Pain	.127	.116	.310	.295	.152	.150	.310	.325	.453	.430	.450	.430	.366	.391	.455	.446	.217	.229	.196	.204
Pleasing	.116	.120	.301	.298	.155	.149	.333	.318	.444	.434	.447	.431	.393	.382	.441	.451	.222	.227	.196	.204
Pleasure	.133	.115	.302	.298	.117	.162	.346	.313	.429	.439	.427	.438	.394	.382	.466	.443	.228	.226	.208	.200
Poison	.126	.117	.306	.297	.142	.153	.329	.319	.444	.434	.442	.433	.383	.385	.446	.449	.231	.224	.173	.211
Rotten	.111	.122	.311	.295	.142	.153	.338	.316	.436	.436	.441	.434	.394	.382	.454	.446	.238	.222	.210	.199
Sadness	.117	.120	.300	.299	.160	.147	.322	.321	.450	.431	.434	.436	.372	.389	.444	.450	.239	.222	.206	.201
Scorn	.114	.121	.312	.295	.154	.149	.296	.330	.435	.437	.435	.435	.366	.391	.438	.452	.215	.230	.195	.204
Selfish	.107	.123	.296	.300	.132	.156	.330	.319	.429	.439	.441	.433	.396	.381	.448	.449	.238	.222	.220	.196
Sickening	.130	.115	.311	.295	.137	.154	.337	.316	.439	.435	.421	.440	.382	.386	.455	.446	.239	.222	.203	.202
Smiling	.116	.120	.294	.301	.171	.143	.314	.324	.446	.433	.449	.431	.392	.382	.450	.448	.202	.234	.207	.200
Spectacular	.118	.119	.303	.298	.158	.147	.315	.324	.431	.438	.438	.434	.382	.386	.443	.450	.234	.224	.215	.198
Terrific	.118	.119	.307	.296	.145	.152	.324	.321	.430	.438	.433	.436	.361	.393	.446	.449	.218	.229	.217	.197
Tragic	.117	.120	.303	.298	.156	.148	.322	.321	.445	.433	.437	.435	.387	.384	.445	.449	.228	.225	.187	.207
Triumph	.119	.119	.279	.305	.166	.145	.312	.325	.439	.436	.428	.438	.402	.379	.451	.448	.221	.228	.213	.198
Ugly	.143	.111	.290	.302	.136	.155	.324	.321	.424	.440	.436	.435	.377	.388	.454	.447	.215	.230	.205	.201
Yucky	.137	.113	.280	.305	.134	.156	.319	.323	.436	.436	.447	.432	.388	.384	.450	.448	.228	.225	.210	.199

Section 1: Stimuli Information for IATs

Study 1

Age IAT:

Old People: Six images (three male, three female) of White, older people.



Young People: Six images (three male, three female) of White, younger people



Arab-Muslim IAT

Aram Muslims: Hakim, Sharif, Yousef, Wahib, Akbar, Muhsin, Salim, Karim, Habib, Ashraf

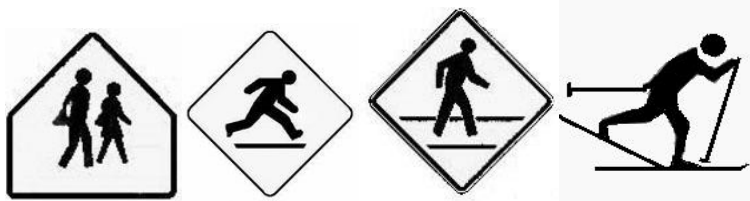
Other People: Ernesto, Matthias, Maarten, Philippe, Guillame, Benoit, Takuya, Kazuki, Chaiyo, Marcelo.

Disability IAT

Disabled Persons: Four images representing disability.

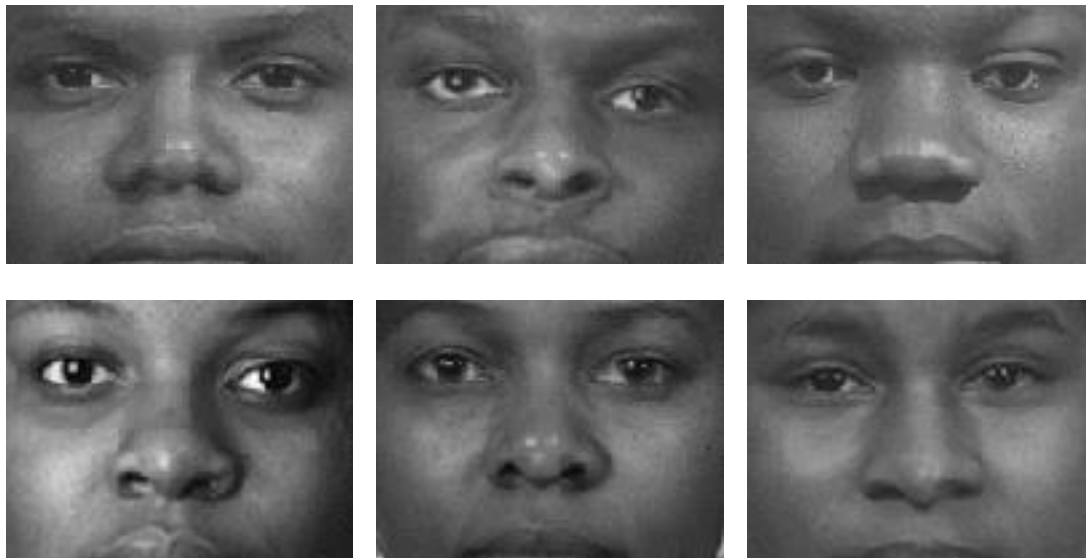


Abled Persons: Four images representing abled persons.



Race IAT

Black people: Six images (three male, three female) of Black people




White people: Six images (three male, three female) of White people






Religion IATs


Christianity: One image and four words related to Christianity.

Church, Bible, Christian, Christianity 

Islam: One image and four words related to Islam.

Mosque, Koran, Muslim, Islam 

Judaism: One image and four words related to Judaism.

Synagogue, Torah, Jew, Judaism 

Sexuality IAT

Straight people: Straight, Heterosexual, Straight people, and one image of a straight couple



Gay people: Gay, Homosexual, Gay people, and one of the following two images



Skin Tone IAT

Dark-Skinned people: Six images of dark-skinned faces




Light-Skinned people: Six images of light-skinned faces




Weight IAT

Fat people: Ten images (five male, five female) of fat people



Thin people: Ten images (five male, five female) of thin people



Study 2

Age IAT:

Old People: Six images (three male, three female) of White, older people.



Young People: Six images (three male, three female) of White, younger people



Arab-Muslim IAT

Aram Muslims: Hakim, Sharif, Yousef, Wahib, Akbar, Muhsin, Salim, Karim, Habib, Ashraf

Other People: Ernesto, Matthias, Maarten, Philippe, Guillame, Benoit, Takuya, Kazuki, Chaiyo, Marcelo.

Politics IAT

Democrats: images of Bill Clinton, Barack Obama, Joe Biden, Symbol of democratic party, Donkey

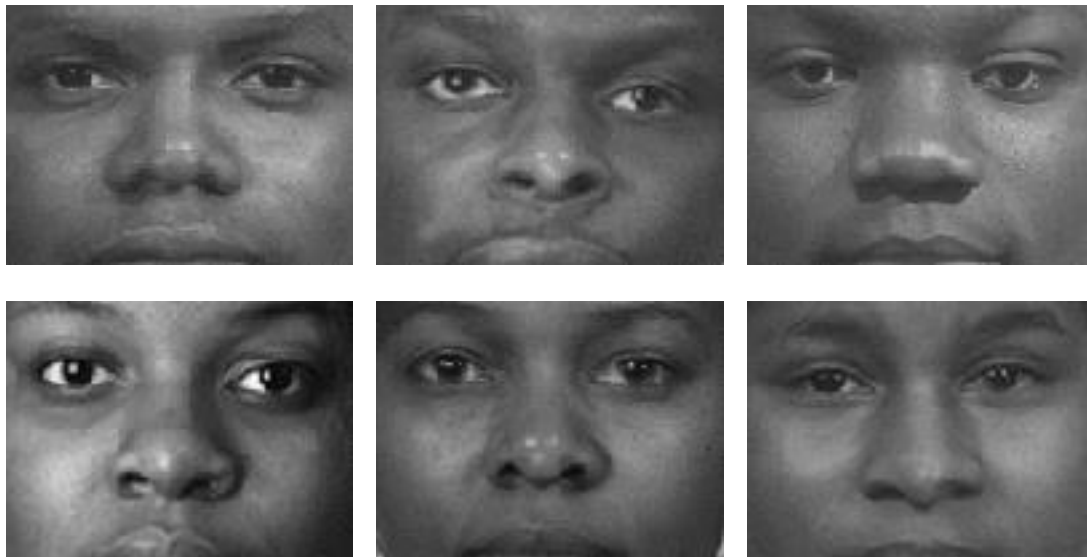


Republicans: images of Paul Ryan, George Bush, Ronald Reagan, Symbol of republican party, Elephant



Race IAT

Black people: Six images (three male, three female) of Black people



White people: Six images (three male, three female) of White people





Sexuality IAT

Straight people: Straight, Heterosexual, Straight people, and one image of a straight couple



Gay people: Gay, Homosexual, Gay people, and one of the following two images



Skin Tone IAT

Dark-Skinned people: Six images of dark-skinned faces



Light-Skinned people: Six images of light-skinned faces




Weight IAT

Fat people: Ten images (five male, five female) of fat people



Thin people: Ten images (five male, five female) of thin people



Study 3

Food IAT

Meat: Seven images of meat



Vegetables: Seven images of vegetables



Environment IAT

Urban: Busy, Noise, City, Building, Skyscraper

Rural: Farm, Country, Fields, Slow, Quiet

Politics IAT

Democrats: images of Bill Clinton, Barack Obama, Joe Biden, Symbol of democratic party, Donkey

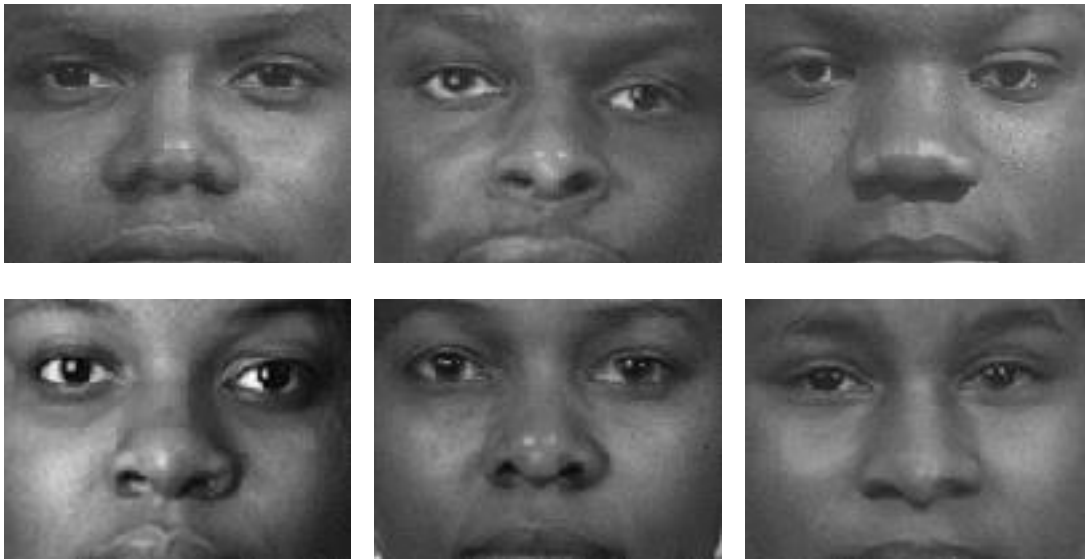


Republicans: images of Paul Ryan, George Bush, Ronald Reagan, Symbol of republican party, Elephant



Race IAT

Black people: Six images (three male, three female) of black people



White people: Six images (three male, three female) of white people





Sexuality IAT

Straight people: Straight, Heterosexual, Straight people, and one image of a straight couple




Gay people: Gay, Homosexual, Gay people, and one of the following two images



Weight IAT

Fat people: Ten images (five male, five female) of fat people



Thin people: Ten images (five male, five female) of thin people





Wording for Explicit Preference Items

Study 1

Each question began with the prompt, “Which statement best describes you?” and had the following response options:

Age: I strongly prefer Young people to Old people, I moderately prefer Young people to Old people, I slightly prefer Young people to Old people, I like Young people and Old people equally, I slightly prefer Old people to Young people, I moderately prefer Old people to Young people, I strongly prefer Old people to Young people.

Arab-Muslim: I strongly prefer Other people to Arab Muslims, I moderately prefer Other people to Arab Muslims, I slightly prefer Other people to Arab Muslims, I like Other people and Arab Muslims equally, I slightly prefer Arab Muslims to Other People, I moderately prefer Arab Muslims to Other People, I strongly prefer Arab Muslims to Other People

Disability: I strongly prefer Abled Persons to Disabled Persons, I moderately prefer Abled Persons to Disabled Persons, I slightly prefer Abled Persons to Disabled Persons, I like Abled Persons and Disabled Persons equally, I slightly prefer Disabled Persons to Abled Persons, I moderately prefer Disabled Persons to Abled Persons, I strongly prefer Disabled Persons to Abled Persons

Race: I strongly prefer White people to Black people, I moderately prefer White people to Black people, I slightly prefer White people to Black people, I like White people and Black people equally, I slightly prefer Black people to White people, I moderately prefer Black people to White people, I strongly prefer Black people to White people

Religion (Christianity-Judaism): I strongly prefer Judaism to Christianity, I moderately prefer Judaism to Christianity, I slightly prefer Judaism to Christianity, I like Christianity and Judaism equally, I slightly prefer Christianity to Judaism, I moderately prefer Christianity to Judaism, I strongly prefer Christianity to Judaism.

Religion (Christianity-Islam): I strongly prefer Islam to Christianity, I moderately prefer Islam to Christianity, I slightly prefer Islam to Christianity, I like Christianity and Islam equally, I slightly prefer Christianity to Islam, I moderately prefer Christianity to Islam, I strongly prefer Christianity to Islam.

Religion (Judaism-Islam): I strongly prefer Islam to Judaism, I moderately prefer Islam to Judaism, I slightly prefer Islam to Judaism, I like Christianity and Judaism equally, I slightly prefer Christianity to Judaism, I moderately prefer Christianity to Judaism, I strongly prefer Christianity to Judaism.

Sexuality: I strongly prefer Straight people to Gay people, I moderately prefer Straight people to Gay people, I slightly prefer Straight people to Gay people, I like Straight people and Gay people equally, I slightly prefer Gay people to Straight people, I moderately prefer Gay people to Straight people, I strongly prefer Gay people to Straight people.

Skin Tone: I strongly prefer Dark Skinned People to Light Skinned People, I moderately prefer Dark Skinned People to Light Skinned People, I slightly prefer Dark Skinned People to Light Skinned People, I like Light Skinned People and Dark Skinned People equally, I slightly prefer Light Skinned People to Dark Skinned People, I moderately prefer Light Skinned People to Dark Skinned People, I strongly prefer Light Skinned People to Dark Skinned People.

Weight: I strongly prefer Thin people to Fat people, I moderately prefer Thin people to Fat people, I slightly prefer Thin people to Fat people, I like Fat people and Thin people equally, I slightly prefer Fat people to Thin people, I moderately prefer Fat people to Thin people, I strongly prefer Fat people to Thin people

Study 2

Age:

- 1) Which statement best describes you? (I strongly prefer Young people to Old people, I moderately prefer Young people to Old people, I slightly prefer Young people to Old people, I like Young people and Old people equally, I slightly prefer Old people to Young people, I moderately prefer Old people to Young people, I strongly prefer Old people to Young people).
- 2) On average, how much do you like **Old people**? (Strongly dislike, Moderately dislike, Slightly dislike, Neutral, Slightly like, Moderately like, Strongly like)
- 3) On average, how much do you like **Young people**? (Strongly dislike, Moderately dislike, Slightly dislike, Neutral, Slightly like, Moderately like, Strongly like)
- 4) How negative or positive are your feelings toward **Old people**? (Slider from -100 to +100, with endpoints of 'Extremely negative' to 'Extremely positive' and a midpoint marked as 'Neutral')
- 5) How negative or positive are your feelings toward **Young people**? (Slider from -100 to +100, with endpoints of 'Extremely negative' to 'Extremely positive' and a midpoint marked as 'Neutral')

Arab-Muslim

- 1) Which statement best describes you? (I strongly prefer Other people to Arab Muslims, I moderately prefer Other people to Arab Muslims, I slightly prefer Other people to Arab Muslims, I like Other people and Arab Muslims equally, I slightly prefer Arab Muslims to Other People, I moderately prefer Arab Muslims to Other People, I strongly prefer Arab Muslims to Other People).
- 2) On average, how much do you like **Arab Muslims**? (Strongly dislike, Moderately dislike, Slightly dislike, Neutral, Slightly like, Moderately like, Strongly like)
- 3) On average, how much do you like **People who are not Arab Muslims**? (Strongly dislike, Moderately dislike, Slightly dislike, Neutral, Slightly like, Moderately like, Strongly like)
- 4) How negative or positive are your feelings toward **Arab Muslims**? (Slider from -100 to +100, with endpoints of 'Extremely negative' to 'Extremely positive' and a midpoint marked as 'Neutral')
- 5) How negative or positive are your feelings toward **People who are not Arab Muslims**? (Slider from -100 to +100, with endpoints of 'Extremely negative' to 'Extremely positive' and a midpoint marked as 'Neutral')

Politics

- 1) Which statement best describes you? (I strongly prefer Democrats to Republicans, I moderately prefer Democrats to Republicans, I slightly prefer Democrats to Republicans, I like Democrats and Republicans equally, I slightly prefer Republicans to Democrats, I moderately prefer Republicans to Democrats, I strongly prefer Republicans to Democrats).
- 2) On average, how much do you like **Republicans**? (Strongly dislike, Moderately dislike, Slightly dislike, Neutral, Slightly like, Moderately like, Strongly like)
- 3) On average, how much do you like **Democrats**? (Strongly dislike, Moderately dislike, Slightly dislike, Neutral, Slightly like, Moderately like, Strongly like)
- 4) How negative or positive are your feelings toward **Republicans**? (Slider from -100 to +100, with endpoints of 'Extremely negative' to 'Extremely positive' and a midpoint marked as 'Neutral')
- 5) How negative or positive are your feelings toward **Democrats**? (Slider from -100 to +100, with endpoints of 'Extremely negative' to 'Extremely positive' and a midpoint marked as 'Neutral')

Race

- 1) Which statement best describes you? (I strongly prefer White people to Black people, I moderately prefer White people to Black people, I slightly prefer White people to Black people, I like White people and Black people equally, I slightly prefer Black people to White people, I moderately prefer Black people to White people, I strongly prefer Black people to White people).
- 2) On average, how much do you like **Black people**? (Strongly dislike, Moderately dislike, Slightly dislike, Neutral, Slightly like, Moderately like, Strongly like)
- 3) On average, how much do you like **White people**? (Strongly dislike, Moderately dislike, Slightly dislike, Neutral, Slightly like, Moderately like, Strongly like)
- 4) How negative or positive are your feelings toward **Black people**? (Slider from -100 to +100, with endpoints of 'Extremely negative' to 'Extremely positive' and a midpoint marked as 'Neutral')
- 5) How negative or positive are your feelings toward **White people**? (Slider from -100 to +100, with endpoints of 'Extremely negative' to 'Extremely positive' and a midpoint marked as 'Neutral')

Sexuality

- 1) Which statement best describes you? (I strongly prefer Straight people to Gay people, I moderately prefer Straight people to Gay people, I slightly prefer Straight people to Gay people, I like Straight people and Gay people equally, I slightly prefer Gay people to Straight people, I moderately prefer Gay people to Straight people, I strongly prefer Gay people to Straight people).
- 2) On average, how much do you like **Gay people**? (Strongly dislike, Moderately dislike, Slightly dislike, Neutral, Slightly like, Moderately like, Strongly like)
- 3) On average, how much do you like **Straight people**? (Strongly dislike, Moderately dislike, Slightly dislike, Neutral, Slightly like, Moderately like, Strongly like)

- 4) How negative or positive are your feelings toward **Gay people**? (Slider from -100 to +100, with endpoints of 'Extremely negative' to 'Extremely positive' and a midpoint marked as 'Neutral')
- 5) How negative or positive are your feelings toward **Straight people**? (Slider from -100 to +100, with endpoints of 'Extremely negative' to 'Extremely positive' and a midpoint marked as 'Neutral')

Skin Tone

- 1) Which statement best describes you? (I strongly prefer Dark Skinned People to Light Skinned People, I moderately prefer Dark Skinned People to Light Skinned People, I slightly prefer Dark Skinned People to Light Skinned People, I like Light Skinned People and Dark Skinned People equally, I slightly prefer Light Skinned People to Dark Skinned People, I moderately prefer Light Skinned People to Dark Skinned People, I strongly prefer Light Skinned People to Dark Skinned People).
- 2) On average, how much do you like **Dark Skinned People**? (Strongly dislike, Moderately dislike, Slightly dislike, Neutral, Slightly like, Moderately like, Strongly like)
- 3) On average, how much do you like **Light Skinned People**? (Strongly dislike, Moderately dislike, Slightly dislike, Neutral, Slightly like, Moderately like, Strongly like)
- 4) How negative or positive are your feelings toward **Dark Skinned People**? (Slider from -100 to +100, with endpoints of 'Extremely negative' to 'Extremely positive' and a midpoint marked as 'Neutral')
- 5) How negative or positive are your feelings toward **Light Skinned People**? (Slider from -100 to +100, with endpoints of 'Extremely negative' to 'Extremely positive' and a midpoint marked as 'Neutral')

Weight

- 1) Which statement best describes you? (I strongly prefer Thin people to Fat people, I moderately prefer Thin people to Fat people, I slightly prefer Thin people to Fat people, I like Fat people and Thin people equally, I slightly prefer Fat people to Thin people, I moderately prefer Fat people to Thin people, I strongly prefer Fat people to Thin people).
- 2) On average, how much do you like **Thin People**? (Strongly dislike, Moderately dislike, Slightly dislike, Neutral, Slightly like, Moderately like, Strongly like)
- 3) On average, how much do you like **Fat People**? (Strongly dislike, Moderately dislike, Slightly dislike, Neutral, Slightly like, Moderately like, Strongly like)
- 4) How negative or positive are your feelings toward **Fat People**? (Slider from -100 to +100, with endpoints of 'Extremely negative' to 'Extremely positive' and a midpoint marked as 'Neutral')
- 5) How negative or positive are your feelings toward **Thin People**? (Slider from -100 to +100, with endpoints of 'Extremely negative' to 'Extremely positive' and a midpoint marked as 'Neutral')

Study 3

Food

- 1) Which statement best describes you? (I strongly prefer vegetables to meat, I moderately prefer vegetables to meat, I slightly prefer vegetables to meat, I like meat and vegetables equally, I slightly prefer meat to vegetables, I moderately prefer meat to vegetables, I strongly prefer meat to vegetables).
- 2) On average, how much do you like **meat**? (Strongly dislike, Moderately dislike, Slightly dislike, Neutral, Slightly like, Moderately like, Strongly like)
- 3) On average, how much do you like **vegetables**? (Strongly dislike, Moderately dislike, Slightly dislike, Neutral, Slightly like, Moderately like, Strongly like)
- 4) How negative or positive are your feelings toward **meat**? (Slider from -100 to +100, with endpoints of 'Extremely negative' to 'Extremely positive' and a midpoint marked as 'Neutral')
- 5) How negative or positive are your feelings toward **vegetables**? (Slider from -100 to +100, with endpoints of 'Extremely negative' to 'Extremely positive' and a midpoint marked as 'Neutral')

Environment

- 1) Which statement best describes you? (I strongly prefer rural environments to urban environments, I moderately prefer rural environments to urban environments, I slightly prefer rural environments to urban environments, I like urban and rural environments equally, I slightly prefer urban environments to rural environments, I moderately prefer urban environments to rural environments, I strongly prefer urban environments to rural environments).
- 2) On average, how much do you like **urban environments**? (Strongly dislike, Moderately dislike, Slightly dislike, Neutral, Slightly like, Moderately like, Strongly like)
- 3) On average, how much do you like **rural environments**? (Strongly dislike, Moderately dislike, Slightly dislike, Neutral, Slightly like, Moderately like, Strongly like)
- 4) How negative or positive are your feelings toward **urban environments**? (Slider from -100 to +100, with endpoints of 'Extremely negative' to 'Extremely positive' and a midpoint marked as 'Neutral')
- 5) How negative or positive are your feelings toward **rural environments**? (Slider from -100 to +100, with endpoints of 'Extremely negative' to 'Extremely positive' and a midpoint marked as 'Neutral')

Politics

- 1) Which statement best describes you? (I strongly prefer Democrats to Republicans, I moderately prefer Democrats to Republicans, I slightly prefer Democrats to Republicans, I like Democrats and Republicans equally, I slightly prefer Republicans to Democrats, I moderately prefer Republicans to Democrats, I strongly prefer Republicans to Democrats).
- 2) On average, how much do you like **Republicans**? (Strongly dislike, Moderately dislike, Slightly dislike, Neutral, Slightly like, Moderately like, Strongly like)

- 3) On average, how much do you like **Democrats**? (Strongly dislike, Moderately dislike, Slightly dislike, Neutral, Slightly like, Moderately like, Strongly like)
- 4) How negative or positive are your feelings toward **Republicans**? (Slider from -100 to +100, with endpoints of 'Extremely negative' to 'Extremely positive' and a midpoint marked as 'Neutral')
- 5) How negative or positive are your feelings toward **Democrats**? (Slider from -100 to +100, with endpoints of 'Extremely negative' to 'Extremely positive' and a midpoint marked as 'Neutral')

Race

- 1) Which statement best describes you? (I strongly prefer White people to Black people, I moderately prefer White people to Black people, I slightly prefer White people to Black people, I like White people and Black people equally, I slightly prefer Black people to White people, I moderately prefer Black people to White people, I strongly prefer Black people to White people).
- 2) On average, how much do you like **Black people**? (Strongly dislike, Moderately dislike, Slightly dislike, Neutral, Slightly like, Moderately like, Strongly like)
- 3) On average, how much do you like **White people**? (Strongly dislike, Moderately dislike, Slightly dislike, Neutral, Slightly like, Moderately like, Strongly like)
- 4) How negative or positive are your feelings toward **Black people**? (Slider from -100 to +100, with endpoints of 'Extremely negative' to 'Extremely positive' and a midpoint marked as 'Neutral')
- 5) How negative or positive are your feelings toward **White people**? (Slider from -100 to +100, with endpoints of 'Extremely negative' to 'Extremely positive' and a midpoint marked as 'Neutral')

Sexuality

- 1) Which statement best describes you? (I strongly prefer Straight people to Gay people, I moderately prefer Straight people to Gay people, I slightly prefer Straight people to Gay people, I like Straight people and Gay people equally, I slightly prefer Gay people to Straight people, I moderately prefer Gay people to Straight people, I strongly prefer Gay people to Straight people).
- 2) On average, how much do you like **Gay people**? (Strongly dislike, Moderately dislike, Slightly dislike, Neutral, Slightly like, Moderately like, Strongly like)
- 3) On average, how much do you like **Straight people**? (Strongly dislike, Moderately dislike, Slightly dislike, Neutral, Slightly like, Moderately like, Strongly like)
- 4) How negative or positive are your feelings toward **Gay people**? (Slider from -100 to +100, with endpoints of 'Extremely negative' to 'Extremely positive' and a midpoint marked as 'Neutral')
- 5) How negative or positive are your feelings toward **Straight people**? (Slider from -100 to +100, with endpoints of 'Extremely negative' to 'Extremely positive' and a midpoint marked as 'Neutral')

Weight

- 1) Which statement best describes you? (I strongly prefer Thin people to Fat people, I moderately prefer Thin people to Fat people, I slightly prefer Thin people to Fat

people, I like Fat people and Thin people equally, I slightly prefer Fat people to Thin people, I moderately prefer Fat people to Thin people, I strongly prefer Fat people to Thin people).

- 2) On average, how much do you like **Thin People**? (Strongly dislike, Moderately dislike, Slightly dislike, Neutral, Slightly like, Moderately like, Strongly like)
- 3) On average, how much do you like **Fat People**? (Strongly dislike, Moderately dislike, Slightly dislike, Neutral, Slightly like, Moderately like, Strongly like)
- 4) How negative or positive are your feelings toward **Fat People**? (Slider from -100 to +100, with endpoints of 'Extremely negative' to 'Extremely positive' and a midpoint marked as 'Neutral')
- 5) How negative or positive are your feelings toward **Thin People**? (Slider from -100 to +100, with endpoints of 'Extremely negative' to 'Extremely positive' and a midpoint marked as 'Neutral')

Demographic Items

Completed By All Participants in Studies 2 & 3

Gender: Male, Female

Age: Calculated from reported birth month and birth year

Education: Elementary school, Junior high, Some high school, High school graduate, Some college, Associate's degree, Bachelor's degree, Some graduate school, Master's degree, J.D., M.D., Ph.D., Other advanced degree, M.B.A.

Political ideology: Strongly conservative, Moderately conservative, Slightly conservative, Moderate/neutral, Slightly liberal, Moderately liberal, Strongly liberal

Race: American Indian/ Alaska Native, East Asian, South Asian, Native Hawaiian or other Pacific Islander, Black or African American, White, More than one race – Black/White, More than one race – Other, Other or Unknown

Ethnicity: Hispanic or Latino, Not Hispanic or Latino, Unknown

Religiosity: Not at all religious, Somewhat religious, Moderately religious, Very religious

Religion: Buddhist, Christian: Catholic or Orthodox, Christian: Protestant or Other, Hindu, Jewish, Muslim, Not Religious, Other Religion

Citizenship: Drop-down menu for country of citizenship

Residence: Drop-down menu for country of residence

Study 2-3: Additional Demographic Items

Skin Tone

I consider my skin tone to be: (Very light, Light, Somewhat light, Medium, Somewhat dark, Dark, Very dark).

Arab-Muslim

In terms of your ethnicity, heritage, or cultural background, how much do you identify as Arab Muslim? (Not at all, A little, Somewhat, Quite a bit, Very much)

Sexuality

With which of the following sexual identities do you identify the most? (Heterosexual or Straight, Lesbian or Gay, Bisexual, Queer, Asexual, Other)

Weight

Currently, I am: (Very underweight, Moderately underweight, Slightly underweight, Neither underweight nor overweight, Slightly overweight, Moderately overweight, Very overweight)

Politics

Choosing only one of these two groups, with which group do you feel you identify more, Democrats or Republicans? (Much more with Republicans, Moderately more with Republicans, Slightly more with Republicans, Neutral, Slightly more with Democrats, Moderately more with Democrats, Much more with Democrats)

Food

Are you a vegetarian or vegan (No, Yes)

Environment

How would you describe the area where you currently live? (Large city (e.g., New York City, Chicago), Suburb of a large city, Medium-sized city, Suburb of a medium-sized city, Small town, Rural)

Study 2 Known Group Differences

Age IAT:

Older participants, High performing: $N = 220$, Mean = .44, SD = .41

Younger participants, High performing: $N = 556$, Mean = .42, SD = .36

Older participants, Low performing: $N = 255$, Mean = .33, SD = .38

Younger participants, Low performing: $N = 553$, Mean = .38, SD = .38

Arab-Muslim IAT

Arab-Muslim participants, High performing: $N = 117$, Mean = .02, SD = .46

Non-Arab Muslim participants, High performing: $N = 944$, Mean = .06, SD = .40

Arab-Muslim participants, Low performing: $N = 124$, Mean = .02, SD = .39

Non-Arab Muslim participants, Low performing: $N = 965$, Mean = .05, SD = .40

Politics IAT

Democrat participants, High performing: $N = 618$, Mean = .49, SD = .41

Republican participants, High performing: $N = 224$, Mean = -.38, SD = .45

Democrat participants, Low performing: $N = 630$, Mean = .47, SD = .39

Republican participants, Low performing: $N = 214$, Mean = -.40, SD = .44

Race IAT

Black participants, High performing: $N = 71$, Mean = -.07, SD = .37

White participants, High performing: $N = 911$, Mean = .34, SD = .41

Black participants, Low performing: $N = 84$, Mean = .03, SD = .39

White participants, Low performing: $N = 920$, Mean = .27, SD = .40

Sexuality IAT

Heterosexual participants, High performing: $N = 1055$, Mean = .30, SD = .43

Gay or lesbian participants, High performing: $N = 61$, Mean = -.20, SD = .42

Heterosexual participants, Low performing: $N = 1022$, Mean = .30, SD = .40

Gay or lesbian participants, Low performing: $N = 56$, Mean = -.21, SD = .47

Skin Tone IAT

Light-skinned participants, High performing: $N = 942$, Mean = .36, SD = .40

Dark-skinned participants, High performing: $N = 105$, Mean = .17, SD = .42

Light-skinned participants, Low performing: $N = 901$, Mean = .30, SD = .39

Dark-skinned participants, Low performing: $N = 91$, Mean = .04, SD = .41

Weight IAT

Overweight participants, High performing: $N = 575$, Mean = 0.38, SD = .43

Non-overweight participants, High performing: $N = 638$, Mean = .45, SD = .38

Overweight participants, Low performing: $N = 575$, Mean = .33, SD = .42

Non-overweight participants, Low performing: $N = 653$, Mean = .41, SD = .38

Study 3 Known Group Differences (Descriptives)

Food IAT

Vegan/Vegetarian participants, Words: $N = 123$, Mean = $-.66$, SD = $.38$
Non Vegan/Vegetarian participants, Words: $N = 1401$, Mean = $-.34$, SD = $.48$
Vegan/Vegetarian participants, Good-Bad: $N = 152$, Mean = $-.51$, SD = $.38$
Non Vegan/Vegetarian participants, Good-Bad: $N = 1387$, Mean = $-.26$, SD = $.42$
Vegan/Vegetarian participants, Q-Z: $N = 140$, Mean = $-.26$, SD = $.40$
Non Vegan/Vegetarian participants, Q-Z: $N = 1301$, Mean = $-.11$, SD = $.43$

Environment

Rural participants, Words: $N = 324$, Mean = $-.41$, SD = $.53$
Urban participants, Words: $N = 575$, Mean = $-.10$, SD = $.53$
Rural participants, Good-Bad: $N = 317$, Mean = $-.17$, SD = $.41$
Urban participants, Good-Bad: $N = 557$, Mean = $.02$, SD = $.40$
Rural participants, Q-Z: $N = 338$, Mean = $-.13$, SD = $.42$
Urban participants, Q-Z: $N = 517$, Mean = $.00$, SD = $.43$

Politics

Democrat participants, Words: $N = 830$, Mean = $.53$, SD = $.41$
Republican participants, Words: $N = 297$, Mean = $-.33$, SD = $.49$
Democrat participants, Good-Bad: $N = 815$, Mean = $.35$, SD = $.38$
Republican participants, Good-Bad: $N = 276$, Mean = $-.30$, SD = $.42$
Democrat participants, Q-Z: $N = 825$, Mean = $.27$, SD = $.41$
Republican participants, Q-Z: $N = 262$, Mean = $-.16$, SD = $.42$

Race

Black participants, Words: $N = 166$, Mean = $.00$, SD = $.41$
White participants, Words: $N = 1138$, Mean = $.37$, SD = $.42$
Black participants, Good-Bad: $N = 150$, Mean = $.15$, SD = $.38$
White participants, Good-Bad: $N = 1075$, Mean = $.35$, SD = $.36$
Black participants, Q-Z: $N = 142$, Mean = $.03$, SD = $.40$
White participants, Q-Z: $N = 1053$, Mean = $.13$, SD = $.40$

Sexuality

Heterosexual participants, Words: $N = 1334$, Mean = $.34$, SD = $.42$
Gay or lesbian participants, Words: $N = 57$, Mean = $-.09$, SD = $.47$
Heterosexual participants, Good-Bad: $N = 1346$, Mean = $.23$, SD = $.38$
Gay or lesbian participants, Good-Bad: $N = 62$, Mean = $-.08$, SD = $.39$
Heterosexual participants, Q-Z: $N = 1210$, Mean = $.14$, SD = $.42$
Gay or lesbian participants, Q-Z: $N = 65$, Mean = $-.16$, SD = $.42$

Weight

Overweight participants, Words: $N = 795$, Mean = $.47$, SD = $.42$
Non-Overweight participants, Words: $N = 740$, Mean = $.52$, SD = $.40$
Overweight participants, Good-Bad: $N = 729$, Mean = $.30$, SD = $.39$
Non-Overweight participants, Good-Bad: $N = 812$, Mean = $.36$, SD = $.37$
Overweight participants, Q-Z: $N = 762$, Mean = $.22$, SD = $.39$
Non-Overweight participants, Q-Z: $N = 732$, Mean = $.22$, SD = $.39$

Study 3 Known Group Differences ANOVAs

Food IAT

Words vs. Q-Z:

Vegan vs. Non-Vegan: $F(1, 2961) = 63.83, p < .001$, partial eta = .021

Stimulus Set: $F(1, 2961) = 118.02, p < .001$, partial eta = .038

Interaction: $F(1, 2961) = 8.26, p = .004$, partial eta = .003

Words vs. Good-Bad

Vegan vs. Non-Vegan: $F(1, 3059) = 98.23, p < .001$, partial eta = .0313

Stimulus Set: $F(1, 3059) = 17.29, p < .001$, partial eta = .006

Interaction: $F(1, 3059) = 1.84, p = .175$, partial eta = .001

Good-Bad vs. Q-Z

Vegan vs. Non-Vegan: $F(1, 2976) = 57.37, p < .001$, partial eta = .019

Stimulus Set: $F(1, 2976) = 60.41, p < .001$, partial eta = .020

Interaction: $F(1, 2976) = 3.15, p = .076$, partial eta = .001

Environment

Words vs. Q-Z:

Urban vs. Rural participant: $F(1, 1750) = 81.62, p < .001$, partial eta = .045

Stimulus Set: $F(1, 1750) = 65.23, p < .001$, partial eta = .036

Interaction: $F(1, 1750) = 13.80, p < .001$, partial eta = .008

Words vs. Good-Bad

Urban vs. Rural participant: $F(1, 1769) = 110.27, p < .001$, partial eta = .059

Stimulus Set: $F(1, 1769) = 58.24, p < .001$, partial eta = .032

Interaction: $F(1, 1769) = 6.36, p = .012$, partial eta = .004

Good-Bad vs. Q-Z

Urban vs. Rural participant: $F(1, 1725) = 57.76, p < .001$, partial eta = .032

Stimulus Set: $F(1, 1725) = .49, p = .484$, partial eta < .001

Interaction: $F(1, 1725) = 2.08, p = .149$, partial eta = .001

Politics

Words vs. Q-Z:

Democrat vs. Republican: $F(1, 2210) = 971.74, p < .001$, partial eta = .305

Stimulus Set: $F(1, 2210) = 4.42, p = .036$, partial eta = .002

Interaction: $F(1, 2210) = 107.86, p < .001$, partial eta = .047

Words vs. Good-Bad

Democrat vs. Republican: $F(1, 2214) = 1412.86, p < .001$, partial eta = .390

Stimulus Set: $F(1, 2214) = 14.40, p < .001$, partial eta = .006

Interaction: $F(1, 2214) = 29.83, p < .001$, partial eta = .013

Good-Bad vs. Q-Z

Democrat vs. Republican: $F(1, 2174) = 726.32, p < .001$, partial eta = .250

Stimulus Set: $F(1, 2174) = 2.64, p = .104$, partial eta = .001

Interaction: $F(1, 2174) = 28.31, p < .001$, partial eta = .013

Race

Words vs. Q-Z:

Participant race: $F(1, 2495) = 89.25, p < .001, \text{partial eta} = .035$

Stimulus Set: $F(1, 2495) = 18.32, p < .001, \text{partial eta} = .007$

Interaction: $F(1, 2495) = 30.04, p < .001, \text{partial eta} = .012$

Words vs. Good-Bad

Participant race: $F(1, 2525) = 150.10, p < .001, \text{partial eta} = .056$

Stimulus Set: $F(1, 2525) = 8.13, p = .004, \text{partial eta} = .003$

Interaction: $F(1, 2525) = 13.06, p < .001, \text{partial eta} = .005$

Good-Bad vs. Q-Z

Participant race: $F(1, 2416) = 40.61, p < .001, \text{partial eta} = .017$

Stimulus Set: $F(1, 2416) = 53.82, p < .001, \text{partial eta} = .022$

Interaction: $F(1, 2416) = 4.81, p = .028, \text{partial eta} = .002$

Sexuality

Words vs. Q-Z:

Straight vs. Gay/Lesbian: $F(1, 2662) = 85.80, p < .001, \text{partial eta} = .031$

Stimulus Set: $F(1, 2662) = 12.59, p < .001, \text{partial eta} = .005$

Interaction: $F(1, 2662) = 2.53, p = .112, \text{partial eta} = .001$

Words vs. Good-Bad

Straight vs. Gay/Lesbian: $F(1, 2795) = 94.86, p < .001, \text{partial eta} = .033$

Stimulus Set: $F(1, 2795) = 1.69, p = .193, \text{partial eta} = .001$

Interaction: $F(1, 2795) = 2.26, p = .133, \text{partial eta} = .001$

Good-Bad vs. Q-Z

Straight vs. Gay/Lesbian: $F(1, 2679) = 71.42, p < .001, \text{partial eta} = .026$

Stimulus Set: $F(1, 2679) = 6.14, p = .013, \text{partial eta} = .002$

Interaction: $F(1, 2679) = .02, p = .879, \text{partial eta} < .001$

Weight

Words vs. Q-Z:

Overweight vs. Non-Overweight: $F(1, 3025) = 4.42, p = .036, \text{partial eta} = .001$

Stimulus Set: $F(1, 3025) = 350.94, p < .001, \text{partial eta} = .104$

Interaction: $F(1, 3025) = 2.66, p = .103, \text{partial eta} = .001$

Words vs. Good-Bad

Overweight vs. Non-Overweight: $F(1, 3072) = 15.56, p < .001, \text{partial eta} = .005$

Stimulus Set: $F(1, 3072) = 130.60, p < .001, \text{partial eta} = .041$

Interaction: $F(1, 3072) = .02, p = .893, \text{partial eta} < .001$

Good-Bad vs. Q-Z

Overweight vs. Non-Overweight: $F(1, 3031) = 5.37, p = .021, \text{partial eta} = .002$

Stimulus Set: $F(1, 3031) = 60.87, p < .001, \text{partial eta} = .020$

Interaction: $F(1, 3031) = 3.34, p = .068, \text{partial eta} = .001$

Studies 2-3: Internal Consistency Using Spearman-Brown Correlations

Study 2:

Internal Consistency: Spearman's Correlations

Domain	High-Performing Set r	Low-Performing Set r	Fisher's Z
Age	$r = .460$ ($N = 1177$)	$r = .406$ ($N = 1258$)	$Z = 1.64, p = .101$
Arab-Muslim	$r = .504$ ($N = 1078$)	$r = .483$ ($N = 1104$)	$Z = .65, p = .516$
Politics	$r = .722$ ($N = 1024$)	$r = .712$ ($N = 1027$)	$Z = .47, p = .638$
Race	$r = .488$ ($N = 1306$)	$r = .483$ ($N = 1295$)	$Z = .17, p = .865$
Sexuality	$r = .584$ ($N = 1280$)	$r = .552$ ($N = 1242$)	$Z = 1.19, p = .234$
Skin Tone	$r = .483$ ($N = 1287$)	$r = .445$ ($N = 1218$)	$Z = 1.21, p = .226$
Weight	$r = .495$ ($N = 1233$)	$r = .471$ ($N = 1254$)	$Z = .78, p = .435$

Note: The Fisher's Z tests did not meet our pre-registered criteria of at least three of the seven tests showing a reliable difference between conditions, so effect size estimates are not reported.

Study 3:

Internal Consistency: Spearman's Correlations

Domain	Q-Z r	Good-Bad r	Words r
Food	.498 ($N = 1456$)	.480 ($N = 1557$)	.637 ($N = 1543$)
Environment	.536 ($N = 1438$)	.502 ($N = 1504$)	.690 ($N = 1541$)
Politics	.573 ($N = 1308$)	.627 ($N = 1344$)	.738 ($N = 1395$)
Race	.408 ($N = 1560$)	.379 ($N = 1638$)	.521 ($N = 1706$)
Sexuality	.526 ($N = 1463$)	.498 ($N = 1586$)	.604 ($N = 1597$)
Weight	.434 ($N = 1512$)	.412 ($N = 1567$)	.513 ($N = 1556$)

Domain	Good-Bad vs. Q-Z: Fisher's Z	Words vs. Q-Z: Fisher's Z	Words vs. Good-Bad: Fisher's Z
Food	$Z = 0.65, p = .516^*$	$Z = 5.65, p < .001$	$Z = 6.28, p < .001$
Environment	$Z = 1.26, p = .208^*$	$Z = 6.80, p < .001$	$Z = 8.16, p < .001$
Politics	$Z = 2.17, p = .030$	$Z = 7.63, p < .001$	$Z = 5.48, p < .001$
Race	$Z = 0.97, p = .332^*$	$Z = 4.12, p < .001$	$Z = 5.16, p < .001$
Sexuality	$Z = 1.05, p = .294^*$	$Z = 3.12, p = .002$	$Z = 4.31, p < .001$
Weight	$Z = 0.74, p = .459^*$	$Z = 2.82, p = .005$	$Z = 3.59, p < .001$

Note: For the comparison between the Good-Bad and Q-Z condition, the Fisher's Z tests did not meet our pre-registered criteria of at least three of the seven tests showing a reliable difference between conditions. As a result, effect size estimates are not reported.

Domain	Words vs. Q-Z: Cohen's q	Words vs. Good-Bad: Cohen's q
Food	$q = .21$	$q = .23$
Environment	$q = .25$	$q = .30$
Politics	$q = .29$	$q = .21$
Race	$q = .14$	$q = .18$
Sexuality	$q = .11$	$q = .15$
Weight	$q = .10$	$q = .13$