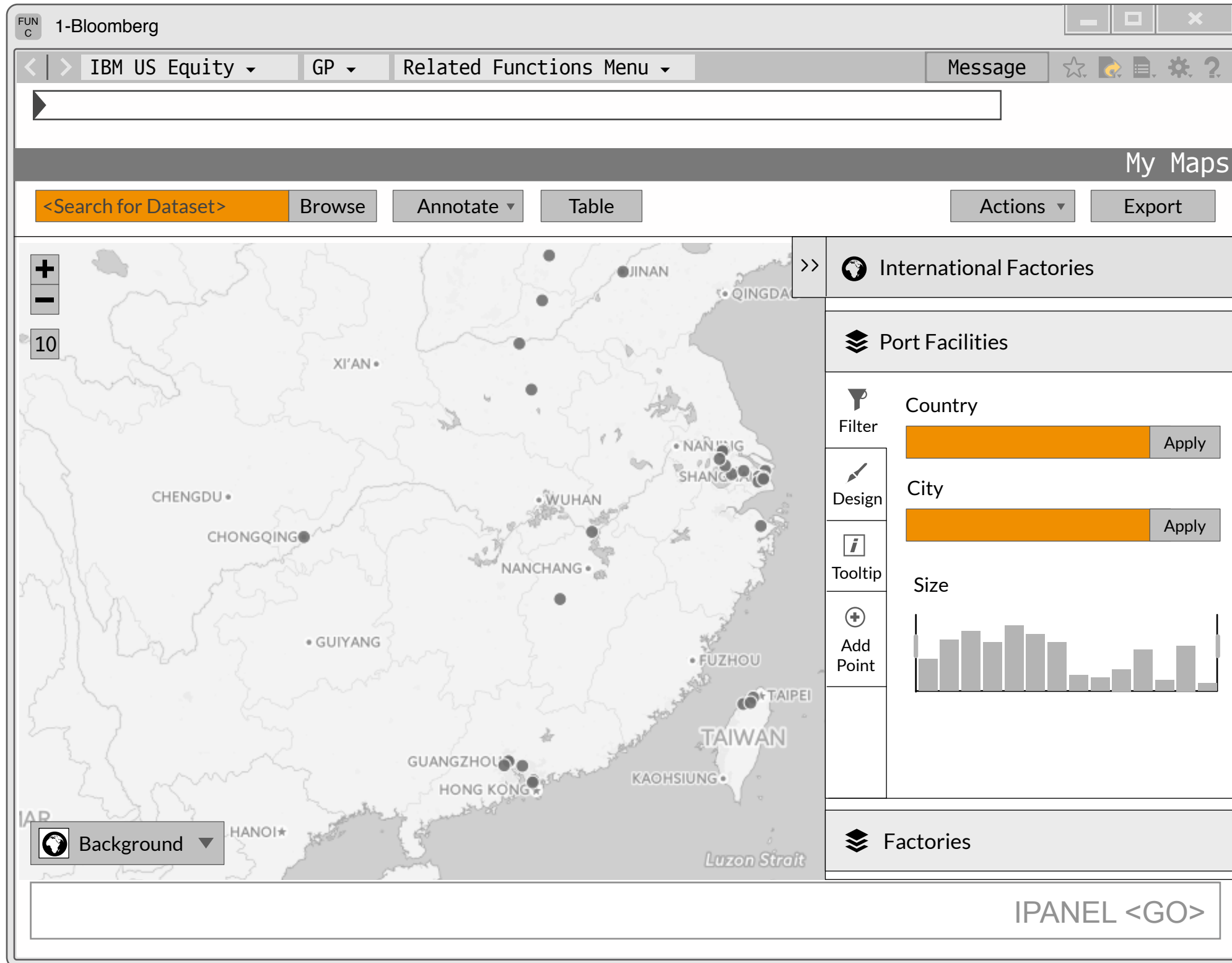


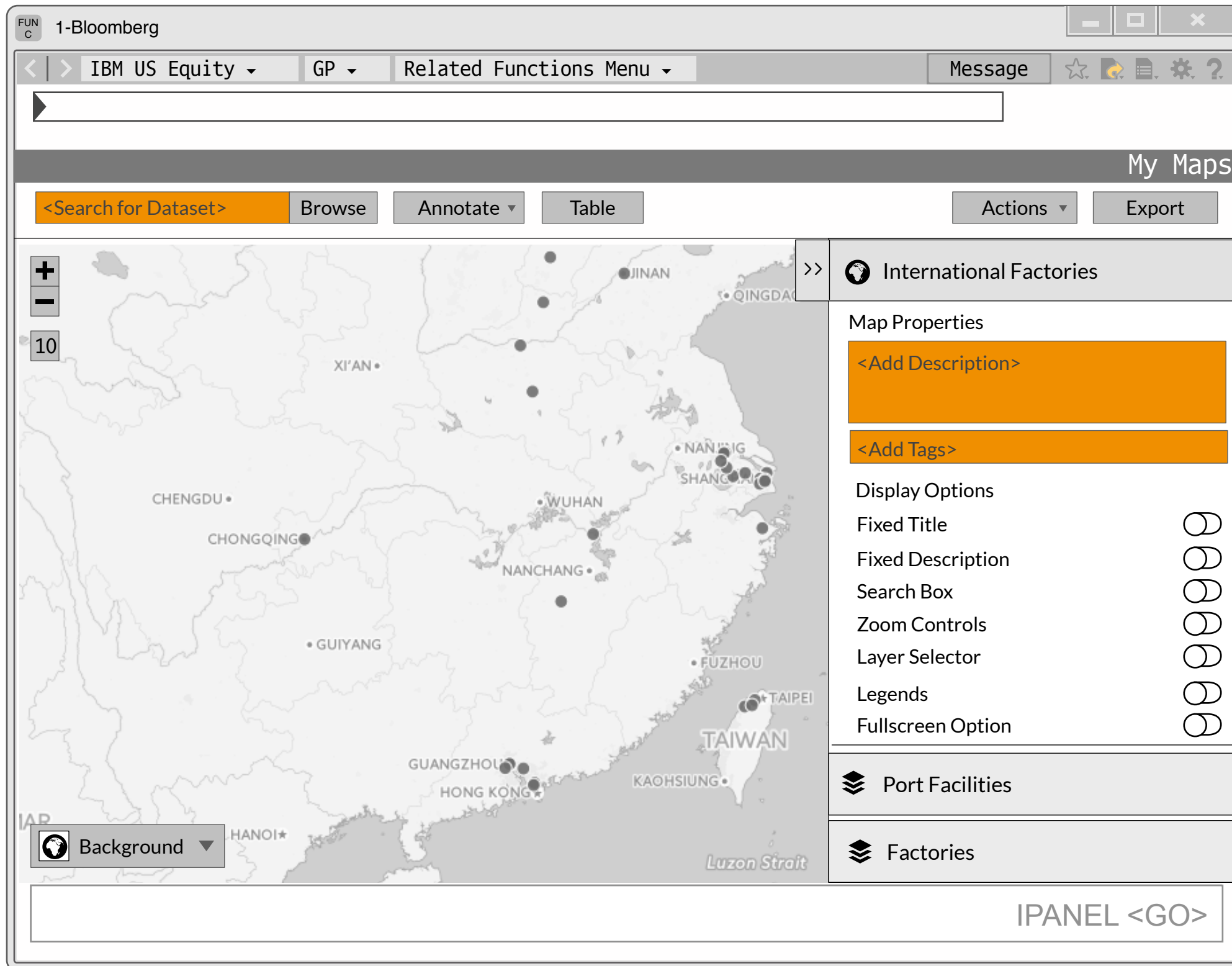
# MAPS Remove Top Toolbar

8 Jun, 2016



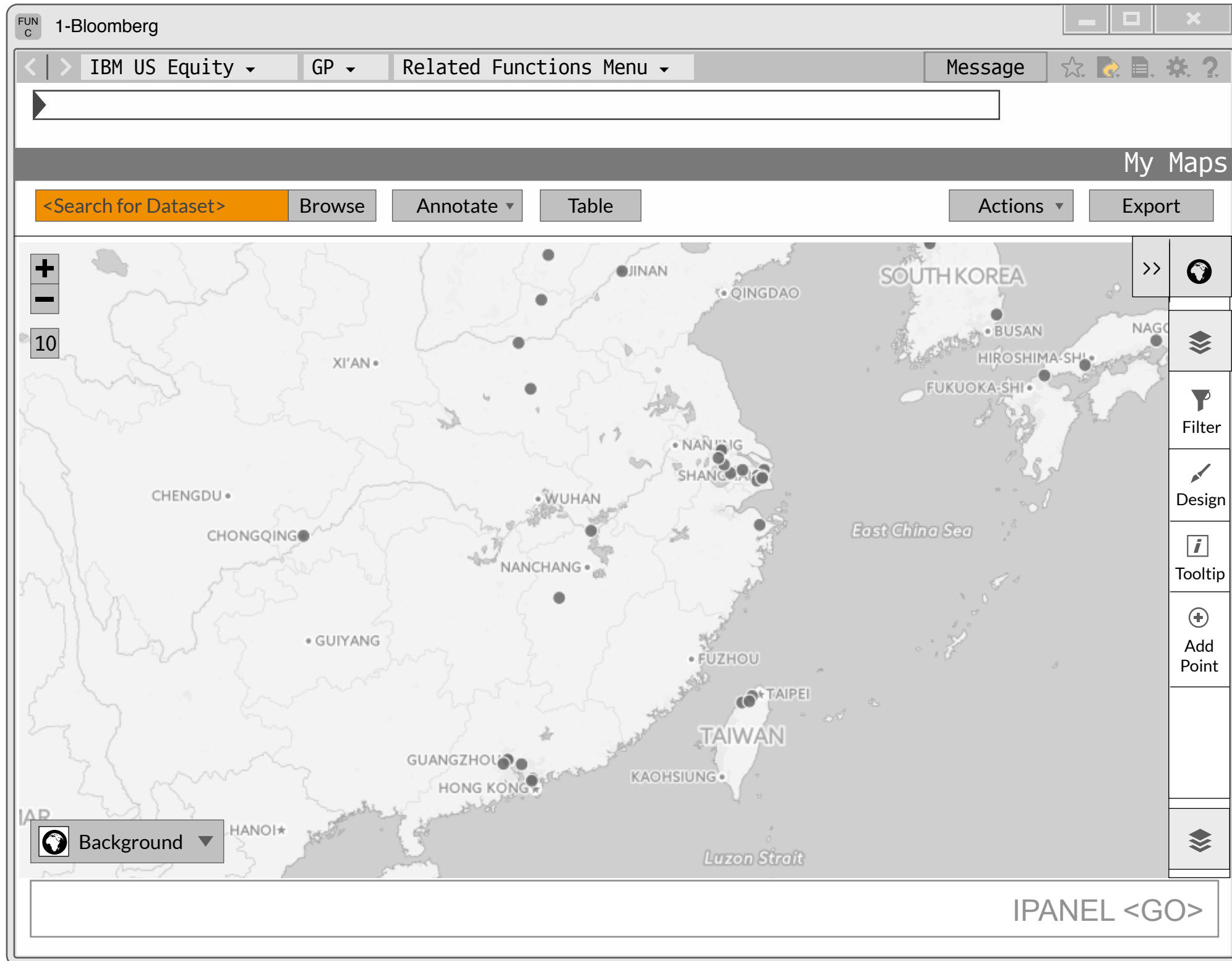
### Map View

- Move down Map/Table toggle, Actions and Export
- Add Map Tab
- Add map icon to Map Tab
- Add Collapse icon that extends outside of the top left of the sidebar



Map Tab

**- Move Edit Metadata and Options controls to Map Tab**



Collapsed Sidebar

- Collapse icon switches direction
- Active layer tabs remain visible

FUN C 1-Bloomberg
- □ ×

< | > IBM US Equity ▾ GP ▾ Related Functions Menu ▾
Message ☆ ↻ 📄 ⚙️ ?

My Maps

<Search for Dataset>
Browse
Annotate ▾
Table
Actions ▾
Export

Country	Price	Date	Date	Date	Date	Date	Date	Date
Australia	100.00	06/12/2015	06/12/2015	06/12/2015	06/12/2015	06/12/2015	06/12/2015	06/12/2015
GOOG US	100.00	06/12/2015	06/12/2015	06/12/2015	06/12/2015	06/12/2015	06/12/2015	06/12/2015
GOOG US	100.00	06/12/2015	06/12/2015	06/12/2015	06/12/2015	06/12/2015	06/12/2015	06/12/2015
GOOG US	100.00	06/12/2015	06/12/2015	06/12/2015	06/12/2015	06/12/2015	06/12/2015	06/12/2015
GOOG US	100.00	06/12/2015	06/12/2015	06/12/2015	06/12/2015	06/12/2015	06/12/2015	06/12/2015
GOOG US	100.00	06/12/2015	06/12/2015	06/12/2015	06/12/2015	06/12/2015	06/12/2015	06/12/2015
GOOG US	100.00	06/12/2015	06/12/2015	06/12/2015	06/12/2015	06/12/2015	06/12/2015	06/12/2015
GOOG US	100.00	06/12/2015	06/12/2015	06/12/2015	06/12/2015	06/12/2015	06/12/2015	06/12/2015
GOOG US	100.00	06/12/2015	06/12/2015	06/12/2015	06/12/2015	06/12/2015	06/12/2015	06/12/2015
GOOG US	100.00	06/12/2015	06/12/2015	06/12/2015	06/12/2015	06/12/2015	06/12/2015	06/12/2015
GOOG US	100.00	06/12/2015	06/12/2015	06/12/2015	06/12/2015	06/12/2015	06/12/2015	06/12/2015
GOOG US	100.00	06/12/2015	06/12/2015	06/12/2015	06/12/2015	06/12/2015	06/12/2015	06/12/2015
GOOG US	100.00	06/12/2015	06/12/2015	06/12/2015	06/12/2015	06/12/2015	06/12/2015	06/12/2015
GOOG US	100.00	06/12/2015	06/12/2015	06/12/2015	06/12/2015	06/12/2015	06/12/2015	06/12/2015
GOOG US	100.00	06/12/2015	06/12/2015	06/12/2015	06/12/2015	06/12/2015	06/12/2015	06/12/2015
GOOG US	100.00	06/12/2015	06/12/2015	06/12/2015	06/12/2015	06/12/2015	06/12/2015	06/12/2015
GOOG US	100.00	06/12/2015	06/12/2015	06/12/2015	06/12/2015	06/12/2015	06/12/2015	06/12/2015
GOOG US	100.00	06/12/2015	06/12/2015	06/12/2015	06/12/2015	06/12/2015	06/12/2015	06/12/2015
GOOG US	100.00	06/12/2015	06/12/2015	06/12/2015	06/12/2015	06/12/2015	06/12/2015	06/12/2015
GOOG US	100.00	06/12/2015	06/12/2015	06/12/2015	06/12/2015	06/12/2015	06/12/2015	06/12/2015
GOOG US	100.00	06/12/2015	06/12/2015	06/12/2015	06/12/2015	06/12/2015	06/12/2015	06/12/2015
GOOG US	100.00	06/12/2015	06/12/2015	06/12/2015	06/12/2015	06/12/2015	06/12/2015	06/12/2015
GOOG US	100.00	06/12/2015	06/12/2015	06/12/2015	06/12/2015	06/12/2015	06/12/2015	06/12/2015
GOOG US	100.00	06/12/2015	06/12/2015	06/12/2015	06/12/2015	06/12/2015	06/12/2015	06/12/2015
GOOG US	100.00	06/12/2015	06/12/2015	06/12/2015	06/12/2015	06/12/2015	06/12/2015	06/12/2015

>> 🌐 International Factories

📁 Port Facilities

🔍 Filter

Country  
Apply

+ Add Column

City  
Apply

+ Add Row

📊 Size

📁 Factories

IPANEL <GO>

Data View  
**- Active dataset title added**

The screenshot shows a Bloomberg data application window titled "1-Bloomberg". The main content area displays a table with columns: Country, Price, Date, Date, Date, Date, and Date. The first row shows "Australia" with a price of 100.00 and dates of 06/12/2015. Subsequent rows show "GOOG US" with a price of 100.00 and dates of 06/12/2015. To the right of the table is a sidebar titled "International Factories" containing a list of layers: "Port Facilities" and "Factories". Below the layers is a "Filter" section with a dropdown menu set to "Region" and an "Apply" button. Below the filter is an "Add Column" section with a dropdown menu set to "City" and an "Apply" button. Below the "Add Column" section is an "Add Row" section with a dropdown menu set to "Number of Employees" and a bar chart showing the distribution of employee counts. At the bottom of the sidebar is a button labeled "IPANEL <GO>".

Country	Price	Date	Date	Date	Date	Date
Australia	100.00	06/12/2015	06/12/2015	06/12/2015	06/12/2015	06/12/2015
GOOG US	100.00	06/12/2015	06/12/2015	06/12/2015	06/12/2015	06/12/2015
GOOG US	100.00	06/12/2015	06/12/2015	06/12/2015	06/12/2015	06/12/2015
GOOG US	100.00	06/12/2015	06/12/2015	06/12/2015	06/12/2015	06/12/2015
GOOG US	100.00	06/12/2015	06/12/2015	06/12/2015	06/12/2015	06/12/2015
GOOG US	100.00	06/12/2015	06/12/2015	06/12/2015	06/12/2015	06/12/2015
GOOG US	100.00	06/12/2015	06/12/2015	06/12/2015	06/12/2015	06/12/2015
GOOG US	100.00	06/12/2015	06/12/2015	06/12/2015	06/12/2015	06/12/2015
GOOG US	100.00	06/12/2015	06/12/2015	06/12/2015	06/12/2015	06/12/2015
GOOG US	100.00	06/12/2015	06/12/2015	06/12/2015	06/12/2015	06/12/2015
GOOG US	100.00	06/12/2015	06/12/2015	06/12/2015	06/12/2015	06/12/2015
GOOG US	100.00	06/12/2015	06/12/2015	06/12/2015	06/12/2015	06/12/2015
GOOG US	100.00	06/12/2015	06/12/2015	06/12/2015	06/12/2015	06/12/2015
GOOG US	100.00	06/12/2015	06/12/2015	06/12/2015	06/12/2015	06/12/2015
GOOG US	100.00	06/12/2015	06/12/2015	06/12/2015	06/12/2015	06/12/2015
GOOG US	100.00	06/12/2015	06/12/2015	06/12/2015	06/12/2015	06/12/2015
GOOG US	100.00	06/12/2015	06/12/2015	06/12/2015	06/12/2015	06/12/2015
GOOG US	100.00	06/12/2015	06/12/2015	06/12/2015	06/12/2015	06/12/2015
GOOG US	100.00	06/12/2015	06/12/2015	06/12/2015	06/12/2015	06/12/2015
GOOG US	100.00	06/12/2015	06/12/2015	06/12/2015	06/12/2015	06/12/2015
GOOG US	100.00	06/12/2015	06/12/2015	06/12/2015	06/12/2015	06/12/2015

Data View

- Title changes with layer selection

The screenshot shows a web browser window with the following elements:

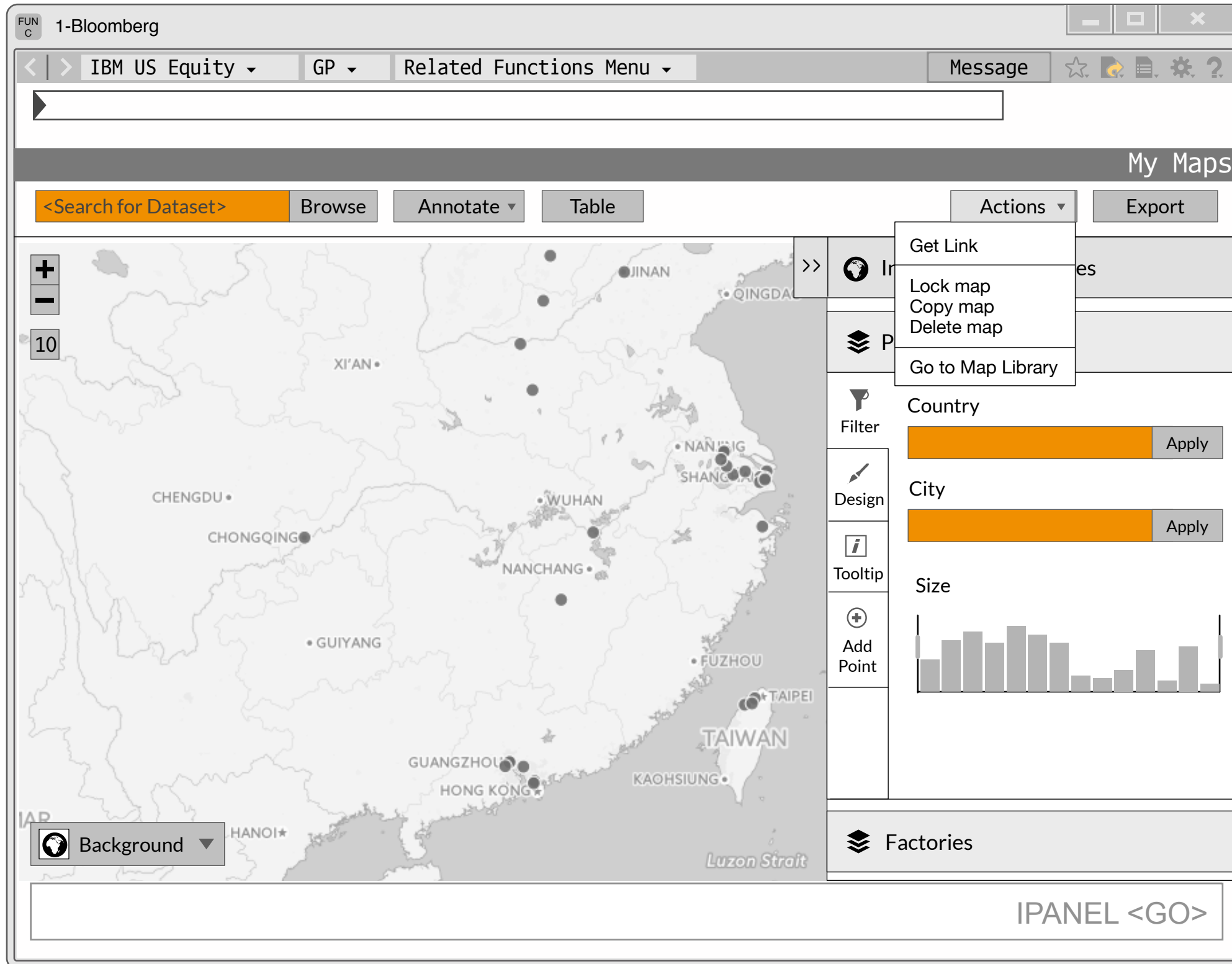
- Browser Tab:** 1-Bloomberg
- Navigation:** Back, Forward, IBM US Equity, GP, Related Functions Menu, Message, and utility icons (star, refresh, print, settings, help).
- My Maps Header:** Search for Dataset, Browse, Annotate, Table, Actions, Export.
- Data Table:**

Country	Price	Date	Date	Date	Date	Date
Australia	100.00	06/12/2015	06/12/2015	06/12/2015	06/12/2015	06/12/2015
GOOG US	100.00	06/12/2015	06/12/2015	06/12/2015	06/12/2015	06/12/2015
GOOG US	100.00	06/12/2015	06/12/2015	06/12/2015	06/12/2015	06/12/2015
GOOG US	100.00	06/12/2015	06/12/2015	06/12/2015	06/12/2015	06/12/2015
GOOG US	100.00	06/12/2015	06/12/2015	06/12/2015	06/12/2015	06/12/2015
GOOG US	100.00	06/12/2015	06/12/2015	06/12/2015	06/12/2015	06/12/2015
GOOG US	100.00	06/12/2015	06/12/2015	06/12/2015	06/12/2015	06/12/2015
GOOG US	100.00	06/12/2015	06/12/2015	06/12/2015	06/12/2015	06/12/2015
GOOG US	100.00	06/12/2015	06/12/2015	06/12/2015	06/12/2015	06/12/2015
GOOG US	100.00	06/12/2015	06/12/2015	06/12/2015	06/12/2015	06/12/2015
GOOG US	100.00	06/12/2015	06/12/2015	06/12/2015	06/12/2015	06/12/2015
GOOG US	100.00	06/12/2015	06/12/2015	06/12/2015	06/12/2015	06/12/2015
GOOG US	100.00	06/12/2015	06/12/2015	06/12/2015	06/12/2015	06/12/2015
GOOG US	100.00	06/12/2015	06/12/2015	06/12/2015	06/12/2015	06/12/2015
GOOG US	100.00	06/12/2015	06/12/2015	06/12/2015	06/12/2015	06/12/2015
GOOG US	100.00	06/12/2015	06/12/2015	06/12/2015	06/12/2015	06/12/2015
GOOG US	100.00	06/12/2015	06/12/2015	06/12/2015	06/12/2015	06/12/2015
GOOG US	100.00	06/12/2015	06/12/2015	06/12/2015	06/12/2015	06/12/2015
GOOG US	100.00	06/12/2015	06/12/2015	06/12/2015	06/12/2015	06/12/2015
GOOG US	100.00	06/12/2015	06/12/2015	06/12/2015	06/12/2015	06/12/2015
GOOG US	100.00	06/12/2015	06/12/2015	06/12/2015	06/12/2015	06/12/2015
- Map Sidebar:**
  - International Factories
  - Map Properties:
    - <Add Description>
    - <Add Tags>
    - Display Options:
      - Fixed Title: [toggle]
      - Fixed Description: [toggle]
      - Search Box: [toggle]
      - Zoom Controls: [toggle]
      - Layer Selector: [toggle]
      - Legends: [toggle]
      - Fullscreen Option: [toggle]
  - Port Facilities
  - Factories
- Footer:** IPANEL <GO>

Data View

**- When map tab is selected, last active dataset remains active**





Go to My Maps

- 'Go to Map Library' link under Actions redirects user to map library