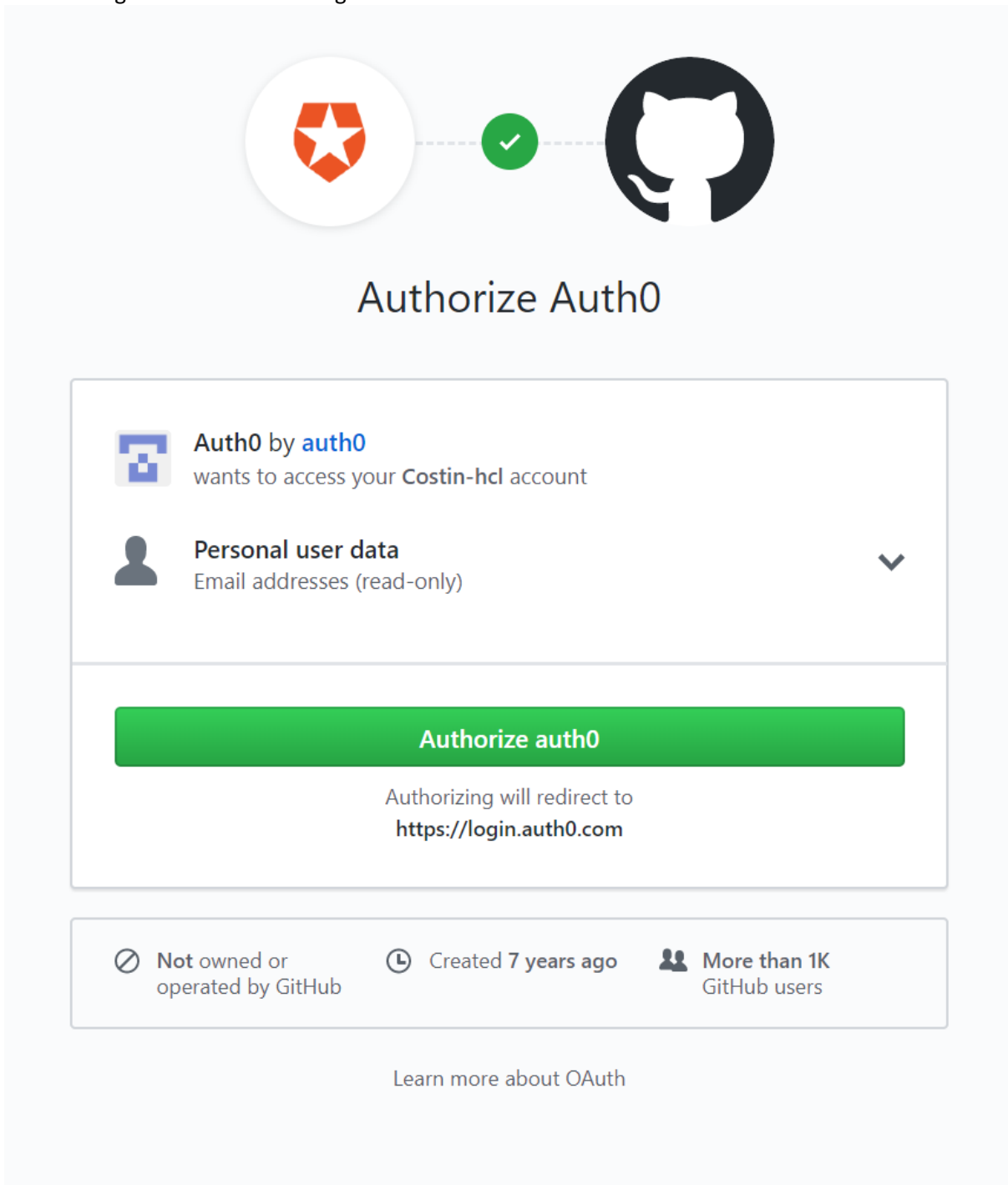
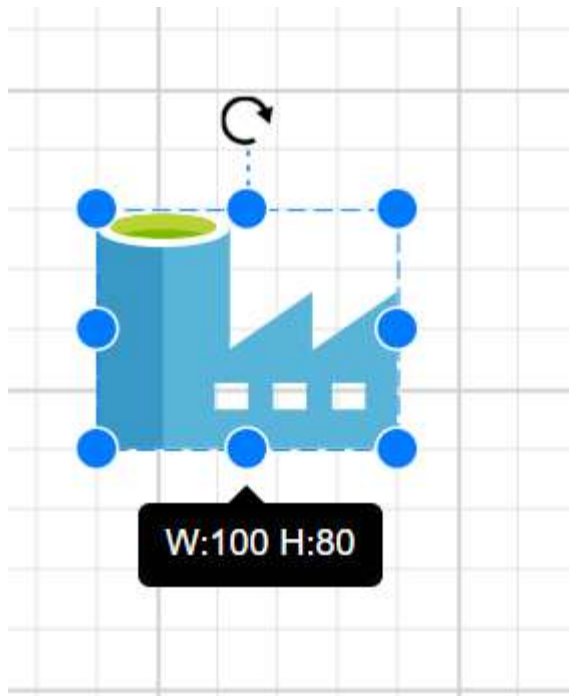


1. Change OAuth name and logo



The screenshot shows the GitHub OAuth authorization page for Auth0. At the top, there are two circular icons: the Auth0 logo (a red shield with a white star) and the GitHub logo (a black octocat silhouette). A green checkmark in a circle is positioned between them, connected by a dashed line. Below the icons, the text "Authorize Auth0" is centered. The main content area is a white box with a thin border. It contains the Auth0 logo and the text "Auth0 by auth0" followed by "wants to access your Costin-hcl account". Below this, there is a section for "Personal user data" with a person icon and the text "Email addresses (read-only)", followed by a downward-pointing chevron. A large green button labeled "Authorize auth0" is centered below the data section. Underneath the button, it says "Authorizing will redirect to https://login.auth0.com". At the bottom of the white box, there are three status indicators: "Not owned or operated by GitHub" (with a crossed-out circle icon), "Created 7 years ago" (with a clock icon), and "More than 1K GitHub users" (with a group of people icon). Below the white box, there is a link that says "Learn more about OAuth".

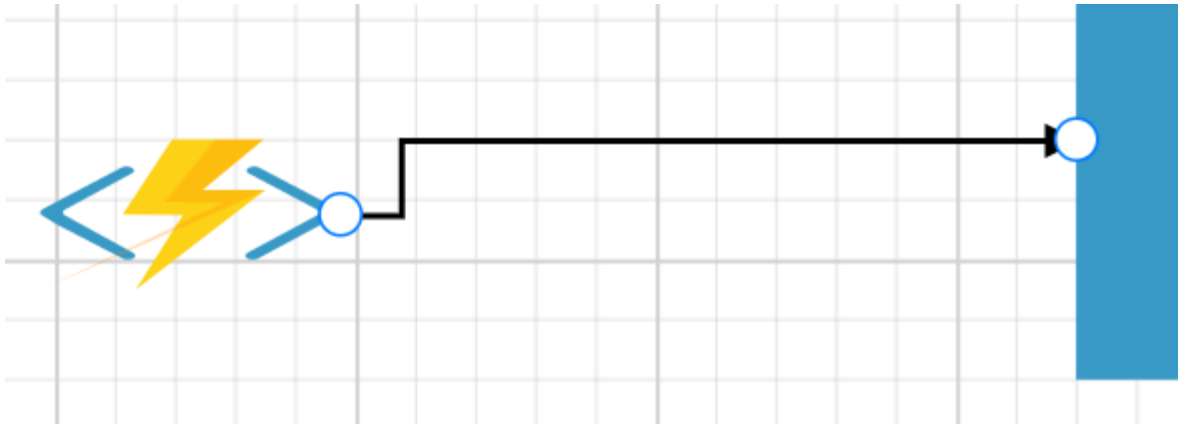
2. Resizing - keep aspect ratio - maybe add as checkbox under Visual Properties defaulted to True



3. Adding logos - always adds at (0,0). In Visio, if you click on the diagram, the shape is added at the position of the last click
4. Same design flaw as Macbooks and Power key instead of Delete. The Logout button is rarely used, add it as a sub-menu of the profile picture



5. Connectors - hard to find - maybe add as button on toolbar or top of the list of symbols
6. Connectors - mid-point not editable - it's useful in Visio



7. Export - SVG not supported