









Front end card:

The card displays three sections: 'Grid' with a lightning bolt icon and '10.4 kWh', 'Solar' with a gear icon and 'unavailable', and an error message: 'Entity is currently unavailable: sensor.solarh\_96 262\_real\_power' with a yellow warning triangle icon.

Grid  10.4 kWh	Solar  unavailable	 Entity is currently unavailable: sensor.solarh_96 262_real_power
--	--	---

The card lists five statistics with corresponding icons: Today (\$0.08), This Month (\$28.67), Current (unavailable W + 672.7 W), Produced (unavailable kW + 0.47 kW), and Used (10.366 kW).

 Today: \$0.08
 This Month: \$28.67
 Current: unavailable W + 672.7 W
 Produced: unavailable kW + 0.47 kW
 Used: 10.366 kW