



Karl Wilcox <karlwilcox36@gmail.com>

Drawshield shield shapes

1 message

Robin Wilmington <robinwilmington@talktalk.net>

Tue, Oct 29, 2019 at 2:49 PM

To: Karl Wilcox <karlwilcox36@gmail.com>, Karl Wilcox <karl@karlwilcox.com>

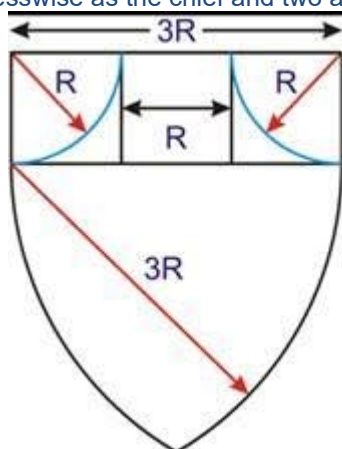
Dear Karl

Many thanks for your revisions to the scarp(e), endorse and barrulet. They all work perfectly as illustrated in a blazon I sent to the gallery (*Ordinaries and Subordinaries*).

And your experimental achievement is great. A torse/wreath next?

Am laid up at the moment, but not without my laptop, so have had time to think about your shield shapes. The SCA shape is a welcome addition but I hope you won't mind me making a few comments about this and Drawshield's standard Heater shape.

All your shields are approximately in the proportion 5:6 (wide by high) and are about 500 by 600 pixels. An excellent choice, as it corresponds to the elegant, mediaeval English and French escutcheon based on 3 squares fesswise as the chief and two arcs with a radius equal to the bases of the 3 squares, extending from the bottom corners of the chief.



Could you convert the SCA shape to exactly this?

It very nearly is but, at the moment, I find it rather big in the shoulders and too slim in the hips:

$$\text{Width} = 3R$$

$$\text{Height} = R + \sqrt{(3R^2 - 1.5R^2)}$$

$$= 3.5981R \text{ or } 3.6R$$

Equivalent to:

$$\text{Width} = 5R$$

$$\text{Height} = \frac{5}{3} \times 3.5981R$$

$$= 5.9968R \text{ or } 6R$$



I fitted the current SCA shape into the mediaeval outline so you could see what I mean. Just a few pixels different - but what a difference.

Incidentally, the "natural" chief of the mediaeval shield is just under 28% of the overall height rather than Drawshield's 25%. Any thoughts?

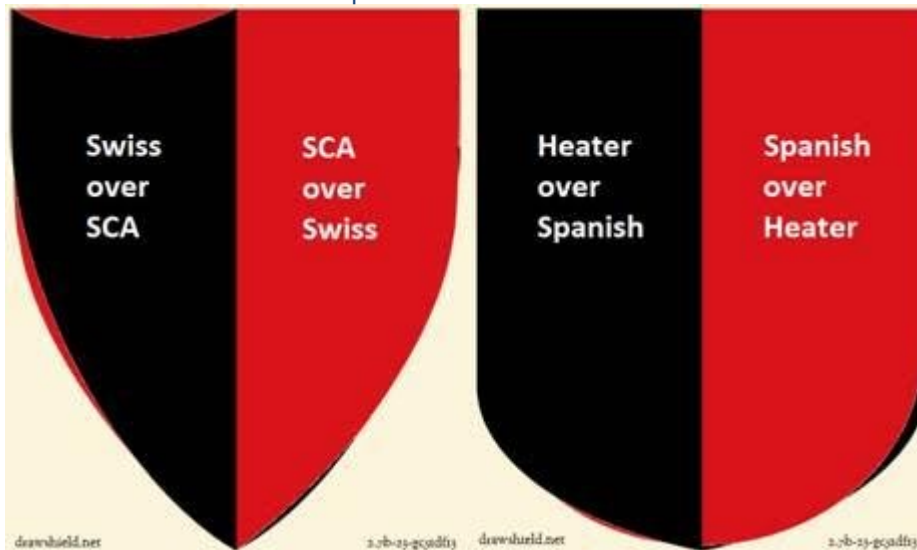
The "arms" alongside give the

height and placement of Drawshield's ordinaries – to the dexter are the tierces in pale, next to which are the quarters. The sinister side shows per pall/chief triangular*, chief, fess and base.

I blazoned this sample to illustrate some points on your standard heater shape.

*(I had rather a heated debate with one of the officers at the College of Arms about the chief T recently. At first he maintained it didn't exist, then sulkily admitted that it was a perfectly valid French variation. He had suggested substituting a pile, but agreed that it would have to be raised to work in the same way. I said "Enhanced". He said that would make it bigger(!). I responded with Parker's definition and he had to admit defeat. He got his revenge on my inappropriate use of the entry in point, however.)

An amended SCA shield would more nearly conform to the indicated shape of the Heater on your *Create a Shield from a Blazon* "Preferences" drop-down and I wonder if it could become the default.



The current heater shape, though, is excellent for quartering, but so is the (fractionally narrower and shorter) Spanish shape. In fact I thought I'd compare some of Drawshield's current shield shapes to show what I mean.

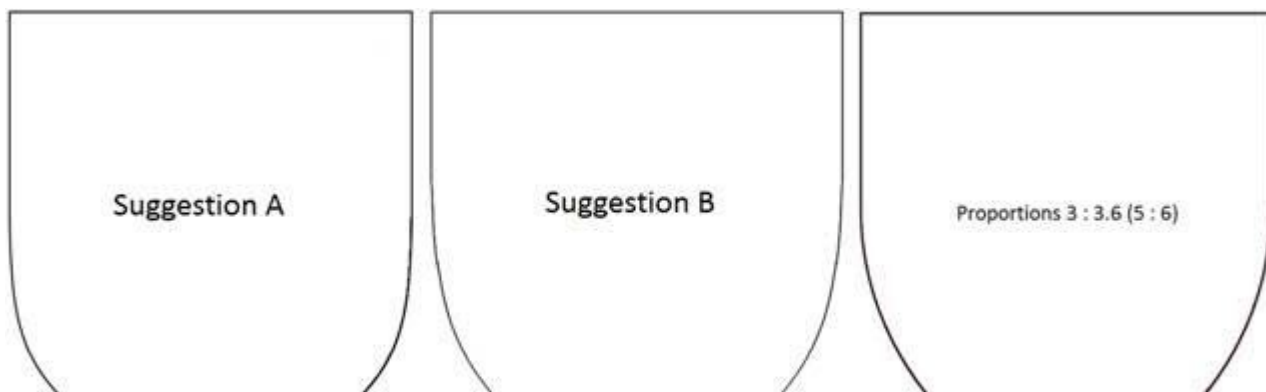
Little is lost in quarterings on the Spanish shape, which, oddly enough is better for this purpose than the French shape, where the bottom quarters become truncated.

It would, however, be even better if it were enlarged proportionately to 500 pixels wide.

The elegant, slim Swiss shape can easily be used instead of the current SCA: you just have to graft a bit of the Spanish shape onto it to create a straight top. And you'd hardly need to do this if Mediaeval Heater were the default shape.

So it occurred to me to suggest abandoning the current, standard heater (or otherwise call it Drawshield) substituting one more elegant shape that would work well for single and impaled arms, and for four quarters.

Please excuse my cheek for suggesting this, but here goes:





adapted from
Wikimedia Commons
User: MG




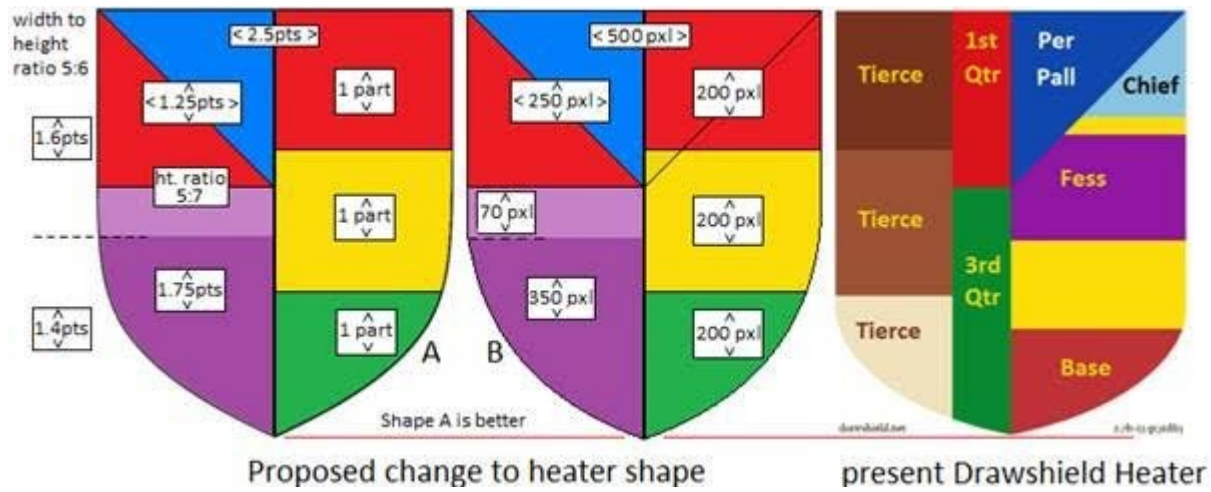
I prefer shape A because the fuller hips accommodate lower quarters better. (as the Bishop said to the actress). Despite its hips, shape A is still as elegant as shape B, in my opinion, and is more greatly differentiated from Mediaeval Heater and Swiss.

Well, Karl, if you've got this far without grinding you teeth to powder, thank you.

But, compounding my offence, I have one further request, which is right at the foot of this email.

Yours, with every good wish

Robin



proposed alternatives

P.S. Could we have a bordure company? I realise that it might have to be a one-off (like the fess between to

chevrons) but it would be a very useful addition to the armoury.

R



Bordure Gyronny of 16

Bordure Company of 16

5 attachments

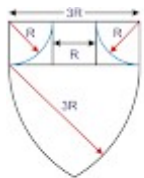


image003.png
45K

Width = $3R$
Height = $R + \sqrt{3R^2 - 1.3R^2}$
= $3.5981R$ or $3.6R$

Equivalent to:
Width = $5R$
Height = $5/3 \times 3.5981R$
= $5.9968R$ or $6R$



image006.png
19K



image008.png
44K




image012.png
68K




image018.png
120K