

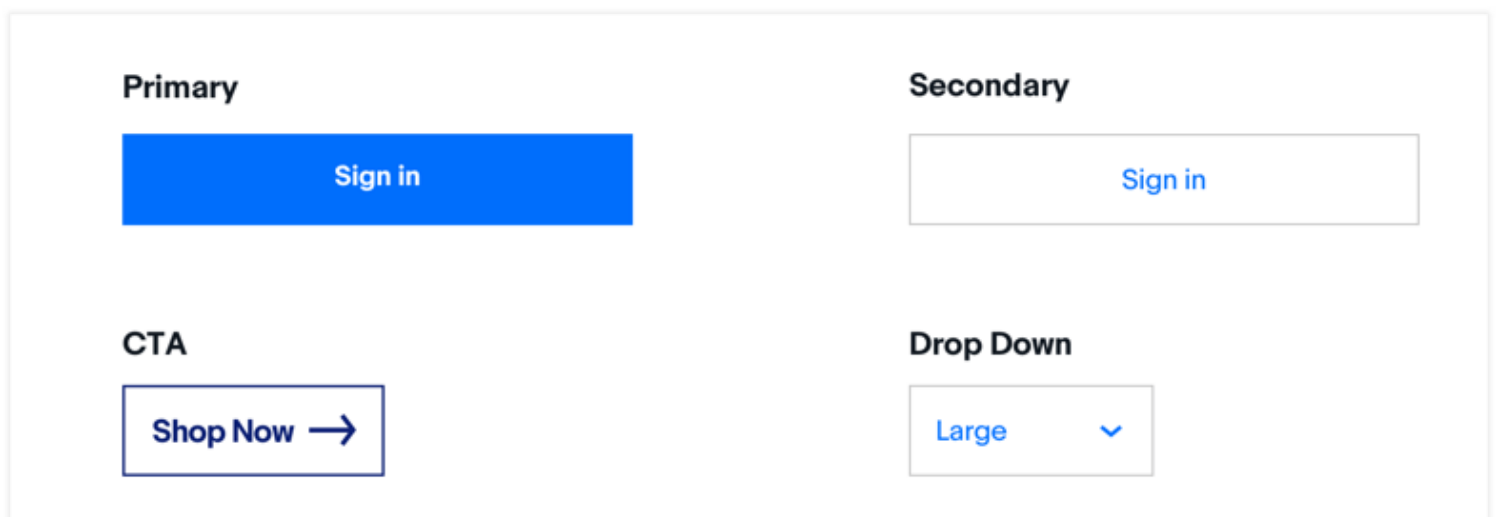


Buttons

Buttons are critical elements in our design system, built to capture user input and intent. Core, call to action, and dropdown elements should all follow the consistent system outlined below for continuity across all eBay product and

below for continuity across an eBay product and experiences.

Examples



Core Buttons

Core buttons in our design system consist of two weights: primary and secondary. Primary buttons carry visual weight to guide users towards intended outcomes, and should be used concisely. As a general rule, a single primary action button should be used per viewport. Secondary buttons are the same sizes as their primary counterparts, but have been reduced in visual emphasis to provide user clarity.

Primary Sizes

Buttons are available in 3 sizes: large, medium, and small. Large buttons are used primarily on mobile screens and full page designs fully adhering to DS6 styles. Medium buttons are the same size as legacy DS4 buttons, and can be used in designs that have not fully adopted to the DS6 system. Small buttons should only be used in cases where real estate is at a premium (i.e. larger item tiles or multiple buttons required in a small space).

Primary large	Primary medium	Primary small
Color: #006EFC	Color: #006EFC	Color: #006EFC
Type: Market Sans / 14px	Type: Market Sans / 14px	Type: Market Sans / 14px
Height: 48px	Height: 40px	Height: 32px

Primary States

Use hover and pressed states on desktop to provide users with important visual confirmation of their interactions.

Primary large	Color: P002 - Blue #006EFC Type: Market Sans/14px/Bold
Hover	Color: P004 - Button Hover #4295FF Type: Market Sans/14px/Bold
Active	Color: P003 - Blue #10299C Type: Market Sans / 14px / Bold
Disabled	Color: G204 - Grey #C7C7C7 Type: Market Sans / 14px / Bold

Secondary Sizes

Secondary button sizes are identical to primary sizes.

Secondary large

Stroke: #C7C7C7 / 1px
Type: Market Sans / #006EFC
14px / Reg
Height: 48px

Secondary medium

Stroke: #C7C7C7 / 1px
Type: MMarket Sans / #006EFC
14px / Reg
Height: 40px

Secondary small

Stroke: #C7C7C7 / 1px
Type: Market Sans / #006EFC
14px / Reg
Height: 32px

Secondary States

Use hover and pressed states on desktop to provide users with important visual confirmation of their interactions.

Secondary large

Stroke: G204 - Grey | #C7C7C7 / 1px
Type: Market Sans / #006EFC / 14px / Reg

Hover

Stroke: P004 - Button Hover | #4295FF / 1px
Type: Market Sans / #006EFC / 14px / Reg

Active

Stroke: P003 - Blue | #10299C / 1px
Type: Market Sans / #10299C / 14px / Reg

Disabled

Stroke: G204 - Grey | #C7C7C7 / 1px
Type: Market Sans / #C7C7C7 / 14px / Reg

CTA Buttons

Call to action buttons are to be mainly used in marketing situations, like banners and in page internal ads. The behavior of a CTA is to always take users to another destination.

CTA Types


There are 2 available sizes for CTA buttons, large and medium. Usage will depend on context, larger sizes being used when real estate is available and additional emphasis is needed, homepage banners are more suited for large CTA buttons. Medium CTA buttons are more suited for in page adverts.



Stroke: #0C2074 / 1px
Type: Market Sans / #0C2074
16px / Bold
Height: 48px



Stroke: #0C2074 / 1px
Type: Market Sans / #0C2074
16px / Bold
Height: 40px



CTA button padding is fixed, but the button width will flex depending on the length of the label.

Status

The stroke, text and fill color on hover will be based on the tints and shades available in the color section of the DS6. The default text and stroke color will be the tint of the core color. The hover and active state will be the tint and shade of the core color.



The hover and active state will be the tint and shade of the core color.



TBD - Purple



Default

Stroke: #ECEFFF
Type: #ECEFFF
Fill: None

TBD - Purple



Hover

Stroke: None
Type: #ECEFFF
Fill: #ECEFFF

TBD - Purple



Pressed

Stroke: None
Type: #ECEFFF
Fill: #3C0085

Dropdown Buttons

Select, or drop-down, buttons conserve screen real-estate and prevent users from entering invalid data, since they only show acceptable choices. They come with a lot of nice features, such as grouping options, keyboard navigation and reliable rendering across platforms. Drop down buttons are useful for form fill-in's, multi-select scenarios for both actions and links.

Dropdown Sizes

In our design system, dropdown and button sizes are identical. This provides uniformity in the overall system, and allows for exact horizontal and vertical alignment.



Stroke: #C7C7C7 / 1px
Type: Market Sans / #006EFC
14px / Reg
Height: 48px

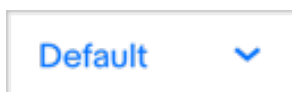


Stroke: #C7C7C7 / 1px
Type: Market Sans / #006EFC
14px / Reg
Height: 40px

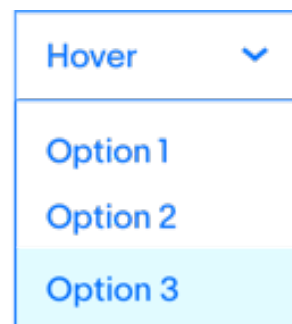


Stroke: #C7C7C7 / 1px
Type: Market Sans / #006EFC
14px / Reg
Height: 32px

Dropdown States



Type: #006EFC
Stroke: #006EFC



Type: #006EFC
Fill: #E1FBFF



Type: #E1FBFF
Fill: #10299C

