






## 9 Setting the Functions and Options During Power Off

When power is off, press and hold  and  at the same time for 5 sec. in order to reach system function. Then press  to scroll through the available functions, and use the  and  arrows to change the available options. All settings are confirmed automatically.

Code	Function	Setting and options	Default
1	Temperature compensation	-7 to +7 °C (for internal sensor)	-1
2	Deadzone Temperature	1 ~ 5 °C	1
3	Button locking	00: All buttons are locked except power button. 01: All buttons are locked.	01
4	Sensor types	In: Internal Sensor ( to control or limit the temp. ) Ex: External Sensor ( to control or limit the temp. ) Ou: Only external sensor AL: Internal/ External Sensor ( Internal sensor to control the temp., external sensor to limit the temp. )	AL
5	Min. Set Temp.	5-15 °C	05
6	Max. Set Temp.	15-45 °C	35
7	Display Mode	00: Display both settemp. and room temp. 01: Display settemp. only	00
8	Low temperature protection setting.	0-10 °C	00
9	High temperature protection setting.	25-70 °C	45
A	Economy Mode	00: Non-energy saving Mode 01: Energy saving mode	0
B	Economy Temp.	0-30 °C	20