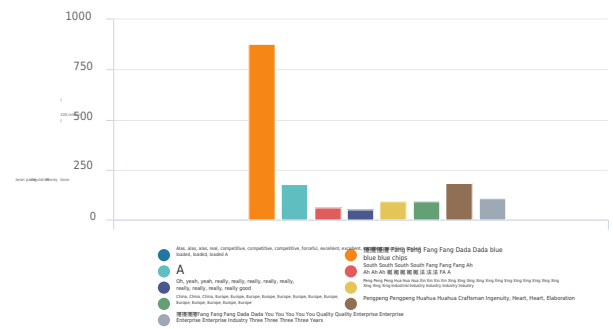


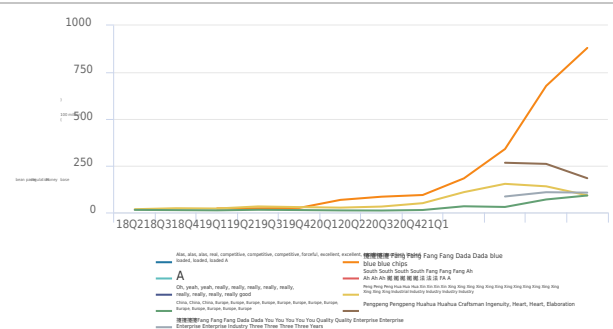
fund information

fund name	Fund Establishment Date	fund type	Fund size (100 million)	Latest unit net value	Fund Manager (Terms of Service)	Wind3 years rating	Subscription Redemption Status
A real competitive choice A	2021-02-24	Partial mixed type	0	0.9946	Torrent (6.09)	--	Open Subscription Open Redemption
E Fund Blue Chip Selection	2018-09-05	Partial mixed type	880.16	2.9668	Zhang Kun (8.73)	--	Suspension of large-amount purchase open redemption
E Fund Competitive Advantage Enterprise A	2021-01-20	Partial mixed type	177.26	0.9859	Feng Bo (11.48)	--	Suspension of large-amount purchase open redemption
Southern Alpha A	2021-01-13	Partial mixed type	59.79	0.9763	Zhang Hui (6.07)	--	Open Subscription Open Redemption
AI SHI Premium Selection A	2020-12-09	Partial mixed type	50.29	1.1763	Hu Tao (11.62)	--	Open Subscription Open Redemption
Penghua Emerging Industries	2011-06-15	Partial mixed type	91.43	3.7710	Liang Hao (9.95)	★★★	Open Subscription Open Redemption
CEIBS Select A	2015-03-18	Flexible configuration	90.49	1.9470	Zhou Weiwen (14.25)	★★★	Suspension of subscription Suspension of redemption
Penghua Ingenuity Selection A	2020-07-10	Partial mixed type	182.85	1.1322	Wang Zonghe (10.49)	--	Open Subscription Open Redemption
E Fund's high-quality enterprises are held for three years	2020-06-17	Partial mixed type	105.75	1.4430	Zhang Kun (8.73)	--	closed period

scale



Scale change



performance

fund name	fund type	return	annualized return	excess return	Information ratio (annualized)	Sharpe (annualized)	Return standard deviation (annualized)	Alpha (annualized)	Beta	coefficient of determination	Tracking error (annualized)	Downward standard deviation	Sortino (annualized)
A real competitive choice A	Partial mixed type	--	--	--	--	-0.19	10.99%	--	--	0.76	7.94	7.09%	-0.31
E Fund Blue Chip Selection	Partial mixed type	54.92%	54.92%	30.73%	2.15	1.71	26.93%	21.97%	1.06	0.71	14.31	17.54%	2.65
E Fund Competitive Advantage Enterprise A	Partial mixed type	--	--	--	--	-0.57	8.43%	--	--	0.55	4.26	5.96%	-0.82
Southern Alpha A	Partial mixed type	--	--	--	--	-0.12	27.49%	--	--	0.77	13.17	22.21%	-0.15
AI SHI Premium Selection A	Partial mixed type	--	--	--	--	1.10	32.27%	--	--	0.74	5.18	23.00%	1.57
Penghua Emerging Industries	Partial mixed type	1.78%	1.78%	-22.41%	-1.53	0.12	22.52%	-15.39%	0.81	0.60	14.66	15.72%	0.18
CEIBS Select A	Flexible configuration	37.89%	37.89%	13.70%	1.35	1.44	23.13%	11.47%	0.97	0.80	10.15	13.38%	2.52
Penghua Ingenuity Selection A	Partial mixed type	--	--	--	--	0.64	22.22%	--	--	0.64	13.24	16.05%	0.89
E Fund's high-quality enterprises are held for three years	Partial mixed type	44.24%	44.24%	20.05%	1.25	1.44	27.06%	16.00%	1.01	0.64	15.98	18.57%	2.12
CSI 300	--	24.19%	--	--	--	--	21.19%	--	--	--	--	--	--

Note: Red represents the fund with the best index in the list; green represents the fund with the worst index in the list

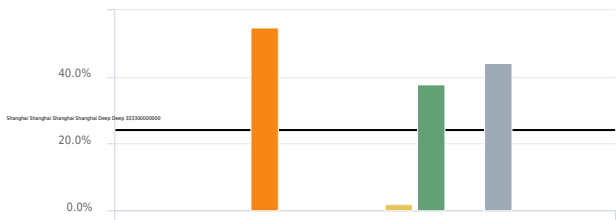
one-year market performance

fund name	fund type	Change over the past year	Average earnings for rising months	Average earnings for down months	Percentage of rising period	% during decline	Highest Monthly Return	Minimum Monthly Return	Highest Quarterly Return	Minimum Quarterly Return
A real competitive choice A	Partial mixed type	--	2.90	-2.43	66.67	33.33	2.97	-2.43	-2.61	-2.61
E Fund Blue Chip Selection	Partial mixed type	54.92	8.16	-5.15	72.73	27.27	13.21	-6.07	28.57	-0.73
E Fund Competitive Advantage Enterprise A	Partial mixed type	--	1.69	-1.55	50.00	50.00	2.29	-2.18	-3.44	-3.44
Southern Alpha A	Partial mixed type	--	6.59	-6.45	50.00	50.00	9.14	-7.11	-13.48	-13.48
AI SHI Premium Selection A	Partial mixed type	--	6.86	-6.75	60.00	40.00	9.98	-9.37	-8.27	-8.27
Penghua Emerging Industries	Partial mixed type	1.78	3.49	-4.85	63.64	36.36	12.46	-6.00	9.66	-7.20
CEIBS Select A	Flexible configuration	37.89	6.13	-4.41	72.73	27.27	10.90	-7.09	19.09	-0.10
Penghua Ingenuity Selection A	Partial mixed type	--	4.04	-4.34	70.00	30.00	8.79	-6.22	14.01	-5.94
E Fund's high-quality enterprises are held for three years	Partial mixed type	44.24	7.15	-5.30	72.73	27.27	9.25	-5.73	26.92	-2.12

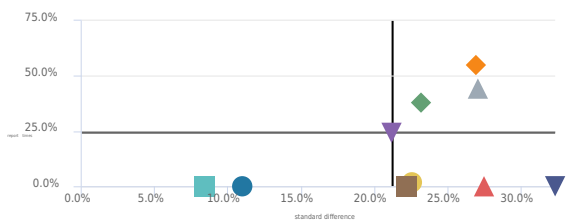
Note: red represents the fund with the best index in the current column; green represents the fund with the worst index in the current column

return and risk

Return in the past 1 year



Risk return in the past 1 year



Risk return in the past 1 year



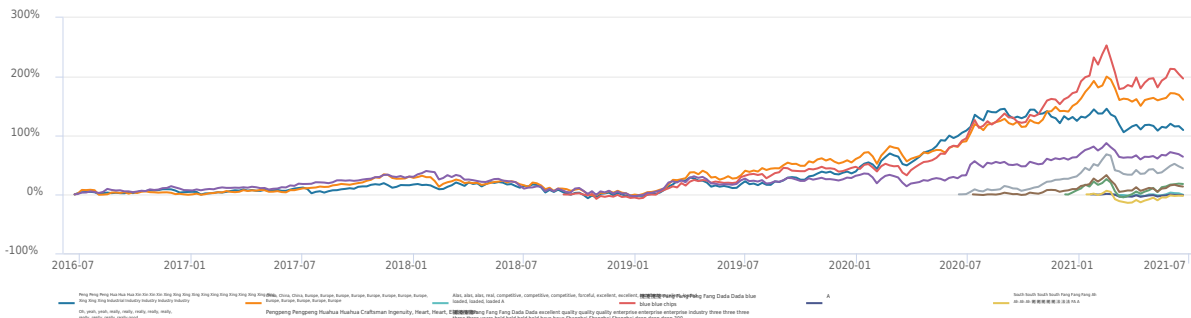
Year-to-date correlation matrix

	A real competitive choice A	E Fund Blue Chip Selection	E Fund Competitive Advantage Enterprise A	Southern Alpha A	AI Shi Premium Selection A	Penghua Emerging Industries	CEIBS Select A	Penghua Ingenuity Selection A	E Fund's high-quality enterprises are held for three years	CSI 300
A real competitive choice A	1.00	--	--	--	--	--	--	--	--	--
E Fund Blue Chip Selection	0.63	1.00	--	--	--	--	--	--	--	--
E Fund Competitive Advantage Enterprise A	0.75	--	1.00	--	--	--	--	--	--	--
Southern Alpha A	0.54	--	0.66	1.00	--	--	--	--	--	--
AI Shi Premium Selection A	0.46	0.67	0.66	0.89	1.00	--	--	--	--	--
Penghua Emerging Industries	0.56	0.73	0.77	0.63	0.64	1.00	--	--	--	--
CEIBS Select A	0.60	0.79	0.78	0.68	0.63	0.77	1.00	--	--	--
Penghua Ingenuity Selection A	0.65	0.97	0.90	0.75	0.70	0.77	0.80	1.00	--	--
E Fund's high-quality enterprises are held for three years	0.46	0.68	0.50	0.85	0.85	0.48	0.52	0.61	1.00	--
CSI 300	0.60	0.86	0.84	0.70	0.65	0.82	0.91	0.87	0.52	1.00

Correlation coefficient matrix since this month

	A real competitive choice A	E Fund Blue Chip Selection	E Fund Competitive Advantage Enterprise A	Southern Alpha A	AI Shi Premium Selection A	Penghua Emerging Industries	CEIBS Select A	Penghua Ingenuity Selection A	E Fund's high-quality enterprises are held for three years	CSI 300
A real competitive choice A	1.00	--	--	--	--	--	--	--	--	--
E Fund Blue Chip Selection	0.75	1.00	--	--	--	--	--	--	--	--
E Fund Competitive Advantage Enterprise A	0.91	0.77	1.00	--	--	--	--	--	--	--
Southern Alpha A	0.90	0.69	0.82	1.00	--	--	--	--	--	--
AI Shi Premium Selection A	0.91	0.76	0.79	0.94	1.00	--	--	--	--	--
Penghua Emerging Industries	0.85	0.58	0.66	0.86	0.85	1.00	--	--	--	--
CEIBS Select A	0.94	0.88	0.85	0.81	0.86	0.75	1.00	--	--	--
Penghua Ingenuity Selection A	0.86	0.91	0.86	0.82	0.86	0.65	0.89	1.00	--	--
E Fund's high-quality enterprises are held for three years	0.14	0.89	0.54	0.08	0.65	0.14	0.89	0.45	1.00	--
CSI 300	0.88	0.84	0.75	0.87	0.92	0.85	0.92	0.80	0.83	1.00

Net worth trend

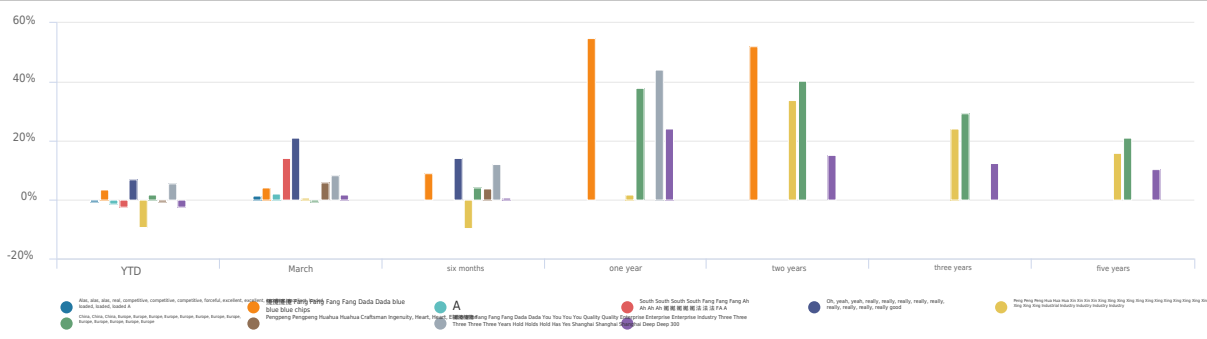


fund name	fund type	YTD	March	June	one year	two years	three years	five years	total return	annualized return
A real competitive choice A	Partial mixed type	-0.54%	1.32%	--	--	--	--	--	-0.54%	-1.66%
E Fund Blue Chip Selection	Partial mixed type	3.51%	4.03%	9.11%	54.92%	131.73%	--	--	196.68%	47.52%
E Fund Competitive Advantage Enterprise A	Partial mixed type	-1.41%	2.07%	--	--	--	--	--	-1.41%	-3.33%
Southern Alpha A	Partial mixed type	-2.37%	13.99%	--	--	--	--	--	-2.37%	-5.32%
AI Shi Premium Selection A	Partial mixed type	6.96%	21.03%	14.00%	--	--	--	--	17.63%	35.52%
Penghua Emerging Industries	Partial mixed type	-9.44%	0.11%	-9.55%	1.78%	78.97%	91.28%	109.36%	344.07%	16.03%
CEIBS Select A	Flexible configuration	1.67%	-0.41%	4.17%	37.89%	96.87%	115.85%	160.64%	94.70%	11.21%
Penghua Ingenuity Selection A	Partial mixed type	-0.32%	5.70%	3.96%	--	--	--	--	13.22%	13.95%

fund name	fund type	YTD	March	June	one year	two years	three years	five years	total return	annualized return
E Fund's high-quality enterprises are held for three years	Partial mixed type	5.66%	8.20%	12.12%	44.24%	--	--	--	44.30%	43.59%
CSI 300	--	-2.32%	1.66%	0.86%	24.19%	32.77%	41.68%	63.87%	286.67%	7.19%

Note: red represents the highest value in the column; green represents the lowest value in the column

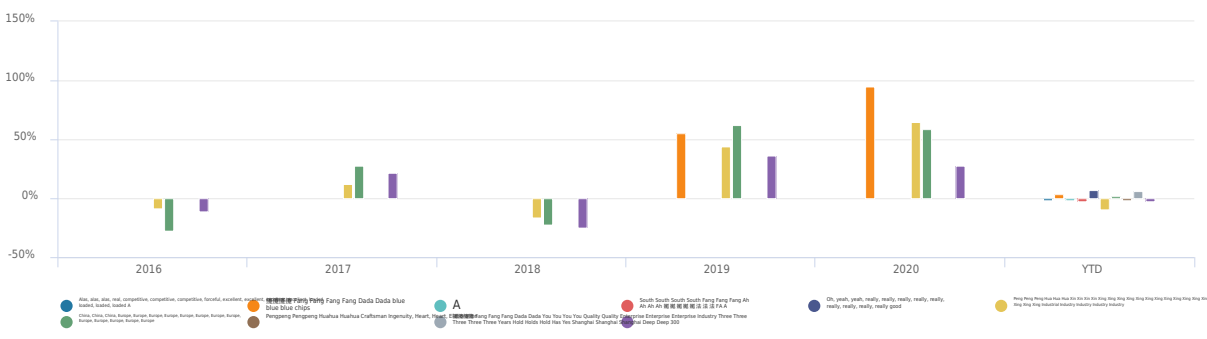
annualized return



fund name	fund type	YTD	March	June	one year	two years	three years	five years
A real competitive choice A	Partial mixed type	-0.54%	1.32%	--	--	--	--	--
E Fund Blue Chip Selection	Partial mixed type	3.51%	4.03%	9.11%	54.92%	52.23%	--	--
E Fund Competitive Advantage Enterprise A	Partial mixed type	-1.41%	2.07%	--	--	--	--	--
Southern Alpha A	Partial mixed type	-2.37%	13.99%	--	--	--	--	--
AI Shi Premium Selection A	Partial mixed type	6.96%	21.03%	14.00%	--	--	--	--
Penghuo Emerging Industries	Partial mixed type	-9.44%	0.11%	-9.55%	1.78%	33.78%	24.13%	15.93%
CEIBS Select A	Flexible configuration	1.67%	-0.41%	4.17%	37.89%	40.31%	29.24%	21.12%
Penghuo Ingenuity Selection A	Partial mixed type	-0.32%	5.70%	3.96%	--	--	--	--
E Fund's high-quality enterprises are held for three years	Partial mixed type	5.66%	8.20%	12.12%	44.24%	--	--	--
CSI 300	--	-2.32%	1.66%	0.86%	24.19%	15.23%	12.31%	10.38%

Note: red represents the highest value in the column; green represents the lowest value in the column

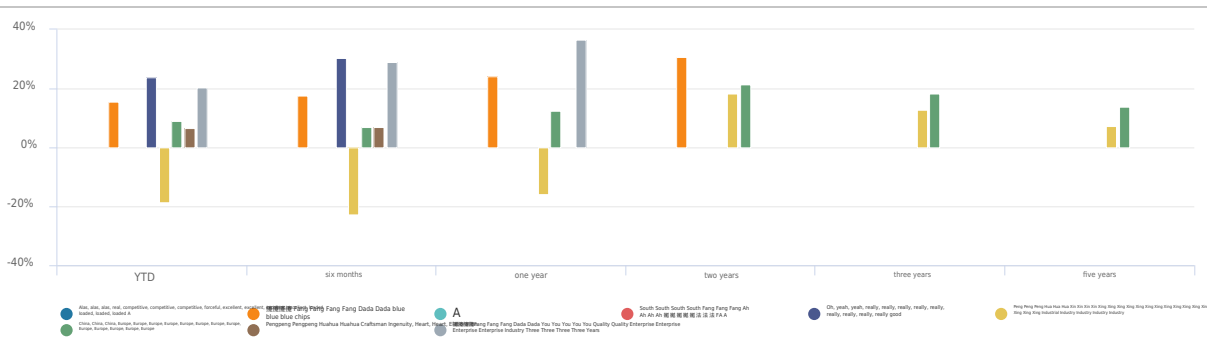
annual return



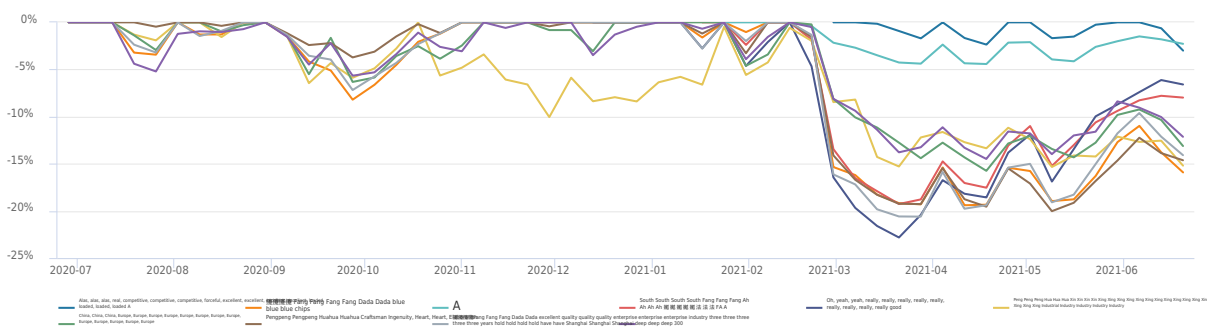
fund name	fund type	2016	2017	2018	2019	2020	YTD	similar ranking		
								2019	2020	YTD
A real competitive choice A	Partial mixed type	--	--	--	--	--	-0.54%	--	--	--
E Fund Blue Chip Selection	Partial mixed type	--	--	--	55.12%	95.09%	3.51%	180/714	44/983	843/1654
E Fund Competitive Advantage Enterprise A	Partial mixed type	--	--	--	--	--	-1.41%	--	--	--
Southern Alpha A	Partial mixed type	--	--	--	--	--	-2.37%	--	--	--
AI Shi Premium Selection A	Partial mixed type	--	--	--	--	--	6.96%	--	--	490/1654
Penghuo Emerging Industries	Partial mixed type	-8.54%	11.86%	-16.71%	44.01%	64.85%	-9.44%	342/714	368/983	1637/1654
CEIBS Select A	Flexible configuration	-27.66%	27.94%	-22.15%	62.42%	58.26%	1.67%	122/1774	513/1870	1353/1984
Penghuo Ingenuity Selection A	Partial mixed type	--	--	--	--	--	-0.32%	--	--	1263/1654
E Fund's high-quality enterprises are held for three years	Partial mixed type	--	--	--	--	--	5.66%	--	--	603/1654
CSI 300	--	-11.28%	21.78%	-25.31%	36.07%	27.21%	-2.32%	--	--	--

Note: red represents the highest value in the column; green represents the lowest value in the column

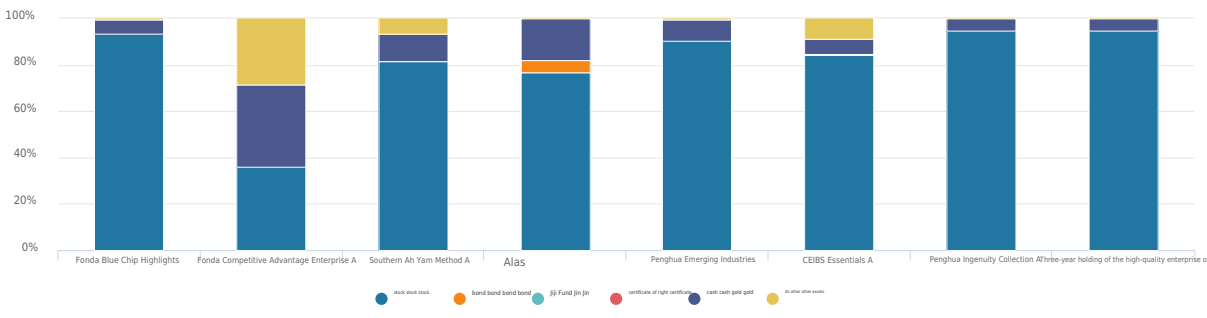
Alpha comparison chart



Note: red represents the highest value in the column; green represents the lowest value in the column



Asset allocation chart



Industry configuration comparison

	A real competitive choice A	E Fund Blue Chip Selection	E Fund Competitive Advantage Enterprise A	Southern Alpha A	AI Shi Premium Selection A
Information Technology	--	5.11%	--	--	--
utilities	--	0.00%	--	--	--
medical insurance	--	6.45%	--	--	--
optional consumption	--	0.00%	--	--	--
industry	--	0.00%	--	--	--
real estate	--	0.00%	--	--	--
daily consumption	--	41.10%	--	--	--
Material	--	0.13%	--	--	--
telecommunications service	--	0.00%	--	--	--
finance	--	1.75%	--	--	--

	Penghua Emerging Industries	CEIBS Select A	Penghua Ingenuity Selection A	E Fund's high-quality enterprises are held for three years
Information Technology	26.83%	11.43%	2.11%	8.98%
utilities	0.00%	--	0.00%	0.00%
medical insurance	22.55%	1.46%	8.38%	2.68%
optional consumption	10.43%	11.95%	1.83%	0.00%
Industry	16.59%	18.37%	0.01%	0.01%
real estate	--	5.83%	--	0.00%
daily consumption	11.18%	13.13%	22.27%	39.02%
Material	1.77%	26.99%	5.84%	0.00%
telecommunications service	--	--	--	--
finance	--	4.48%	9.30%	0.02%

Notes: ①②③: Ranking of the top three in terms of net asset value of the fund

Data as of: 2020-12-31

Comparison of heavy positions

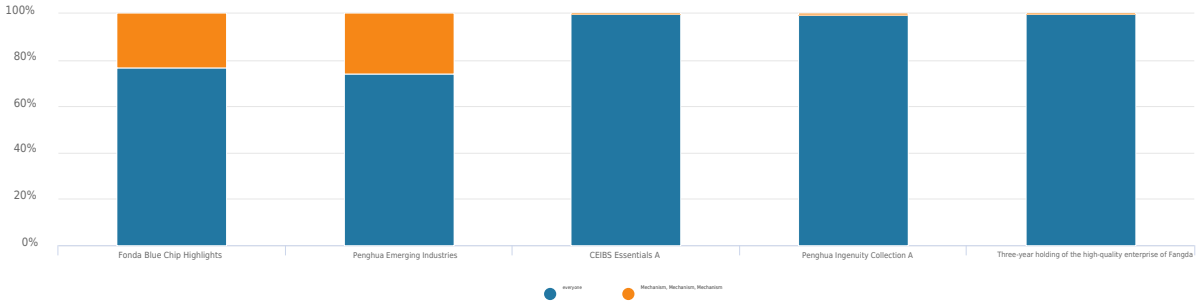
E Fund Blue Chip Selection			E Fund Competitive Advantage Enterprise A			Southern Alpha A			AI Shi Premium Selection A			Penghua Emerging Industries		
stock name	Ratio of net worth	The increase in the past three months	stock name	Ratio of net worth	The increase in the past three months	stock name	Ratio of net worth	The increase in the past three months	stock name	Ratio of net worth	The increase in the past three months	stock name	Ratio of net worth	The increase in the past three months
Wuliangye	10.05%	13.83%	Midea Group	5.51%	-13.92%	CATL	5.96%	43.06%	Zhuo Shengwei	3.87%	49.62%	Yasui food	7.59%	19.34%
HKEx	10.04%	-1.50%	Tencent Holdings	5.24%	-5.71%	Tencent Holdings	5.50%	-5.71%	Shanxi Fenjui	3.69%	50.58%	One Net One Creation	5.06%	-10.62%
Kweichow Moutai	9.86%	3.56%	Longji shares	4.47%	38.11%	Kweichow Moutai	3.99%	3.56%	KingMed	3.61%	20.03%	mike bio	5.03%	10.02%
Meituan-W	9.65%	-9.37%	Meituan-W	4.15%	-9.37%	CDF	3.89%	-8.02%	Hengli Hydraulic	3.48%	-13.45%	Everbright Technology	4.93%	11.91%
Tencent Holdings	9.43%	-5.71%	Luzhou Laojiao	2.93%	10.25%	Zhifei Bio	3.87%	7.56%	Chuangda	3.47%	31.64%	milkyway	4.71%	-4.60%
Luzhou Laojiao	7.62%	10.25%	Wuliangye	2.70%	13.83%	Oriental Yuhong	3.84%	22.74%	Kweichow Moutai	3.39%	3.56%	Megmeet	4.59%	4.95%
China Merchants Bank	6.56%	3.73%	HKEx	2.43%	-1.50%	Luzhou Laojiao	3.50%	10.25%	Tigermed	3.37%	46.29%	Anker Innovation	3.95%	23.25%
Hikivision	5.72%	13.03%	Shanxi Fenjui	2.33%	50.58%	Jianfan Bio	3.20%	21.20%	Aier Ophthalmology	3.31%	45.43%	Focus Media	3.70%	-11.45%
Yanghe shares	4.68%	22.47%	Focus Media	1.06%	-11.45%	Shanxi Fenjui	3.20%	50.58%	Haitian flavor industry	3.06%	11.59%	Yuxin Technology	3.68%	-8.52%
Ping An Bank	3.25%	9.11%	China Merchants Bank	0.89%	3.73%	Wuxi AppTec	3.15%	37.79%	Kingsoft Office	2.73%	29.49%	Huahai Pharmaceutical	3.61%	-21.30%

CEIBS Select A			Penghua Ingenuity Selection A			E Fund's high-quality enterprises are held for three years		
stock name	Ratio of net worth	The increase in the past three months	stock name	Ratio of net worth	The increase in the past three months	stock name	Ratio of net worth	The increase in the past three months
Zijin Mining	6.96%	-9.88%	Kweichow Moutai	10.03%	3.56%	Wuliangye	10.01%	13.83%
Kweichow Moutai	6.01%	3.56%	Tencent Holdings	9.20%	-5.71%	HKEx	9.87%	-1.50%
Ganfeng Lithium Industry	5.45%	23.33%	Meituan-W	9.17%	-9.37%	Luzhou Laojiao	9.79%	10.25%

CEIBS Select A			Penghua Ingenuity Selection A			E Fund's high-quality enterprises are held for three years		
stock name	Ratio of net worth	The increase in the past three months	stock name	Ratio of net worth	The increase in the past three months	stock name	Ratio of net worth	The increase in the past three months
Bank of Ningbo	5.12%	0.03%	China Ping An	9.15%	-17.93%	Kweichow Moutai	9.78%	3.56%
Hengji Petrochemical	5.01%	-29.80%	Wuliangye	7.18%	13.83%	Hikvision	9.51%	13.03%
SF Holdings	3.86%	-16.44%	Shanzi Fenjiu	5.19%	50.58%	Meltuan-W	9.46%	-9.37%
Wuliangye	3.69%	13.83%	Xiaomi Group-W	5.03%	6.48%	Tencent Holdings	9.33%	-5.71%
Fuyao Glass	3.47%	28.09%	Wanhua Chemical	4.64%	-7.81%	Yanghe shares	5.34%	22.47%
Wanhua Chemical	3.23%	-7.81%	Wuxi Biologics	4.03%	52.33%	Hualan Bio	5.11%	-2.97%
Spring Airlines	3.02%	-7.55%	Gujing tribute wine	3.10%	22.55%	Jinjin Reproductive	5.08%	28.28%

Note: red represents the highest value in the column; green represents the lowest value in the column

holder structure



Bond type configuration

	A real competitive choice A	E Fund Blue Chip Selection	E Fund Competitive Advantage Enterprise A	Southern Alpha A	AI Shi Premium Selection A
national debt	--	--	--	--	1.69%
financial debt	--	--	--	--	3.30%
convertible bond	--	--	--	--	--
corporate debt	--	--	--	--	--
short-term financing	--	--	--	--	--
Medium-term notes	--	--	--	--	--
central bank bills	--	--	--	--	--
interbank certificate of deposit	--	--	--	--	--

	Penghua Emerging Industries	CEIBS Select A	Penghua Ingenuity Selection A	E Fund's high-quality enterprises are held for three years
national debt	--	--	--	--
financial debt	--	--	--	--
convertible bond	--	0.31%	--	--
corporate debt	--	--	--	--
short-term financing	--	--	--	--
Medium-term notes	--	--	--	--
central bank bills	--	--	--	--
interbank certificate of deposit	--	--	--	--

Heavy bond

No data

The fund overview pages are based on published information which the Company believes to be reliable, but the Company does not guarantee the accuracy or completeness of such information. The information and tools contained in this product are for reference only. In any case, the company is not responsible for any loss caused by anyone using any content in this product.

Data Sources

Wind