



LADOT TDM Calculator

Style Guide

Table of Contents

Page	Link
3	<u>Typography</u>
4	<u>Color Palette</u>
5	<u>Buttons</u>
6	<u>Iconography</u>
7	<u>Dialog Boxes</u>
8	<u>Accordions</u>
9	<u>Tooltips</u>
10	<u>Inputs & Fields</u>
11	<u>Headers</u>
12	<u>Grids & Layouts</u>

Typography

Heading 1

Family: **Calibri**
Weight: **Bold**
Size: **28px**
Line-Spacing: 140%

Page Heading

Heading 2

Family: **Calibri**
Weight: **Bold**
Size: **24px**
Line-Spacing: 140%

Category Titles Bold Subheadings

Heading 3

Family: **Calibri**
Weight: **Bold**
Size: **20px**
Line-Spacing: 140%

Question titles in FAQ

Subheading

Family: **Calibri**
Weight: **Regular**
Size: **20px**
Line-Spacing: 120%

Subheadings under page heading

Paragraph 1

Family: **Calibri**
Weight: **Regular**
Size: **16px**
Line-Spacing: 120%

Body Text


Button

Family: **Calibri**
Weight: **Bold**
Size: **16px**
Type: Sentence Case

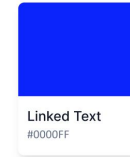




Button Emphasis Body Text (Bolded Paragraph 1)

Color Palette


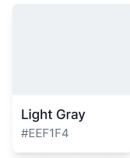
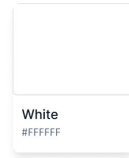
Primary Colors



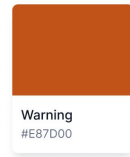

Secondary Colors



Grayscale















Semantic Colors







Buttons

Components

Button Types

	Primary	Secondary	Accent	Focus
Active				
Disabled				
With Icon				

	Primary	Secondary
Text		
With Icon		

	Primary Right	Primary Left	Secondary Right	Secondary Left
Active				
Disabled				

Iconography

Components

Common Icons

Action



View



Status



Navigation

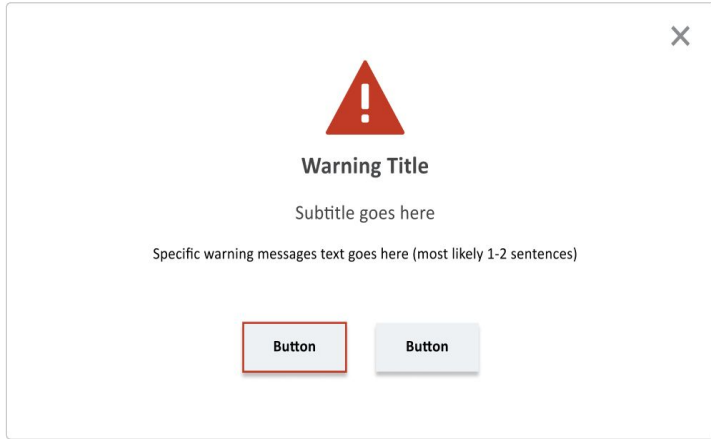


LADOT Icons

Navigation Bar

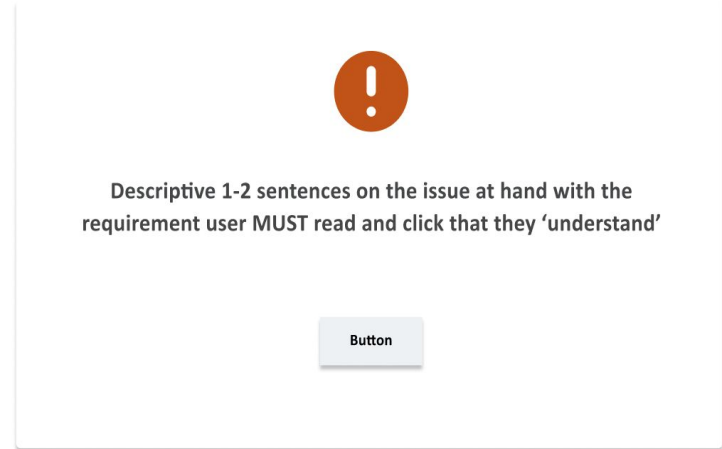


Dialog Boxes - Components



Dialog Box #1: Warning

In cases of destructive actions (ex. user losing saved data/progress, deleting something, etc.), this is the type of dialog box they should see.



Dialog Box #2: Important Information

Presenting new or verify certain information with users, this pop-up is more appropriate.

Accordions

Components


An **accordion** a header that can be clicked to reveal or hide content associated with it.


Collapsed view:

Frequently Asked Questions

[Expand All](#) [Collapse All](#)

Important Updates

When will the TDM ordinance be effective? 


New Question 

Expanded view:


Frequently Asked Questions

[Expand All](#) [Collapse All](#)

Important Updates

When will the TDM ordinance be effective? 

The TDM Ordinance will take effect after it is adopted by the City Council and signed by the Mayor. You can track the steps of the legislative process via the [City Clerk's website](#) (click on the envelope icon there to get email updates). Once the Ordinance becomes effective, there will be a phase-in period that will exempt certain projects that are already in the pipeline from the new provisions, including: projects that have submitted a complete application before the effective date; Level 2 and Level 3 Projects that receive a building permit within 180 days after the effective date; and Level 1 projects that receive a building permit within 365 days after the effective date of the Ordinance.


New Question 

Tooltips

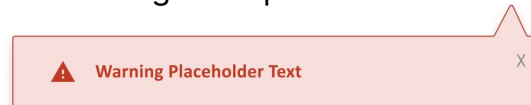
Components

A **tooltip** is a brief, informational message that provides additional context around a page element or feature.

1. Hover Tooltip (with Icon):



2. Warning Tooltip:



3. In-Line Text Tooltip:



Text Inputs & Text Fields

Components

Text Inputs - used for entering single-line user data

Default Text Inputs

Inactive

Placeholder Text

Active (Selected)

Placeholder Text

Filled Active

Inputted Text

Filled (Hidden)

•••••

Error Text Inputs

Inactive

Placeholder Text

Active w/ text

Placeholder Text

Error Text Message

Text Fields - used for entering multiple-lines of user data

Inactive

Placeholder Text

Active w/ text

Placeholder Text

Headers

Headers & Footers: The top and bottom navigation bars

Inactive
(Default)



Active
(Selected)



❖ Top Navigation/Logged-in Header

Logged-in



❖ Footer (Default)

Footer
(Default)



Grids & Layouts (In Progress)

Goal:

A responsive website, with designs moving fluidly to fit all devices.

Established:

- Default Sizes
- Fixed Components
- Breakpoints

In progress:

- Spacing
- Padding
- Containers
- Touchpoints



Thank you!