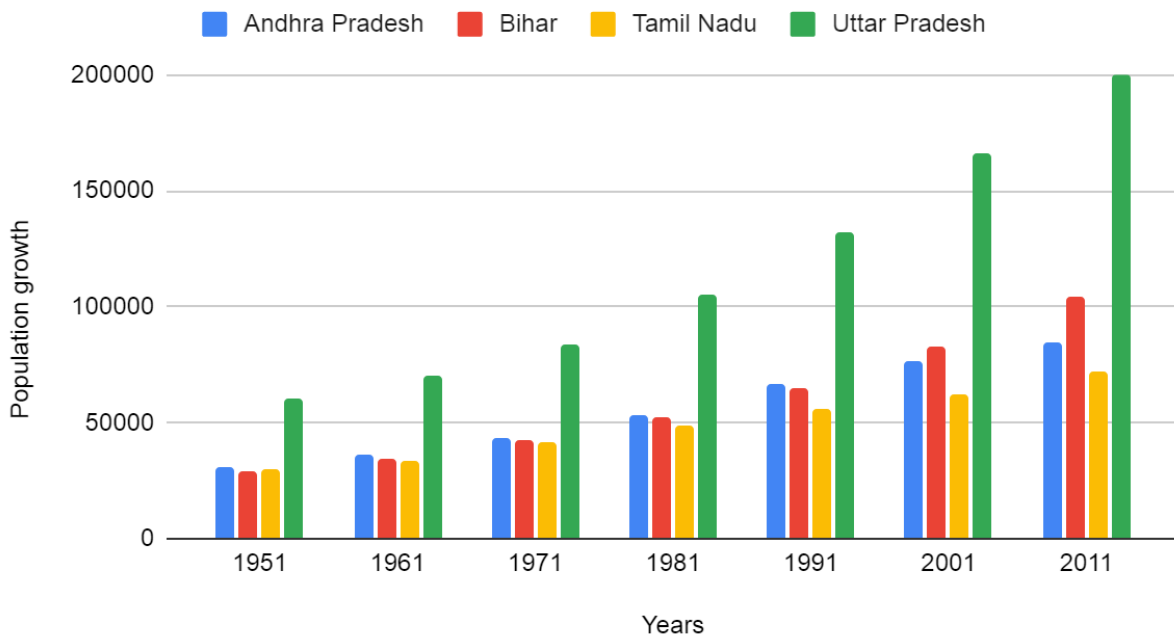


The population of all states have increased but southern states brought their population rate to replacement rate earlier than northern states like UP and Bihar.

## States and Population growth



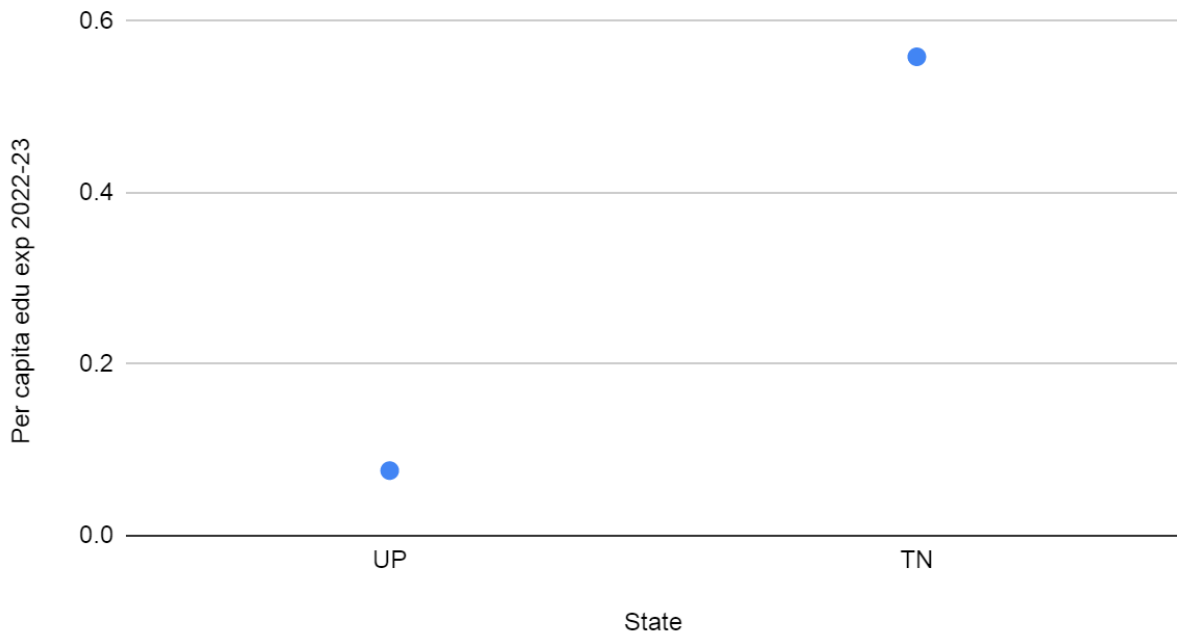
Southern States in past have received many benefits in terms of developmental expenditure and preferential implementation of policies like green revolution, SEZ etc. Many SEZs have been established in Southern states such as Andhra Pradesh, Karnataka, and Tamil Nadu, which have attracted significant investment and contributed to the growth of industries such as IT and manufacturing. Tax incentives and other benefits were given.

In previous years, Southern states have done more expenditure on education and health which is reflected in better HDI. States like Bihar and Uttar Pradesh have been behind in terms of per capita expenditure on health and education.

In 2022-23, Tamil Nadu allocated Rs 40,299 crore to school education, while UP while allocating 13% of its budget to education spent 15,169 cr.

If we draw a comparison in per capita terms, we see following picture:

Chart for Per capita edu exp 2022-23 by State



What difference do you see in bottom two pictures?



*“All human beings are born free and equal in dignity*

*and rights.” - Article 1, Universal Declaration of Human Rights*

It is an undeniable fact that every child is born with the same inherent worth and the right to reach their full potential. However, it's crucial to acknowledge that not all children are born under the same conditions. While each newborn may possess unique innate abilities, the circumstances they are born into often overshadow these capacities. It is the environments they grow up in and the disparities they encounter that have a significant impact on their development. Therefore, we must work towards creating a fair and just society that provides equal opportunities for all children to thrive regardless of their background.



Hindustan Times



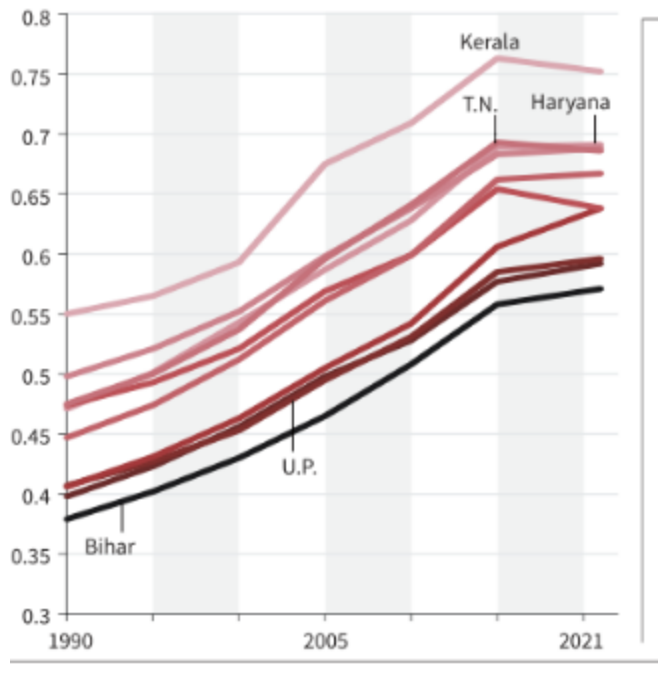
With 2.5 lakh Child labourers, Uttar Pradesh ranks first -  
Hindustan Times

Do these people deserve to go to school too?

“Poverty anywhere is a threat to prosperity everywhere”

-ILO Philadelphia Declaration, 1944

**Chart 4:** The chart shows the Human Development Index score States in the past three decades



**Chart 3:** Total fertility rate (avg. number of children per woman) in select States

