

BLUEGENES - DESIGN IDEAS

BY RIYA SOGANI

Issue 1. Filter bar for searches →

- Looks slightly cluttered
- Color coding isn't descriptive
- Design can be modernised

Design solution follows!

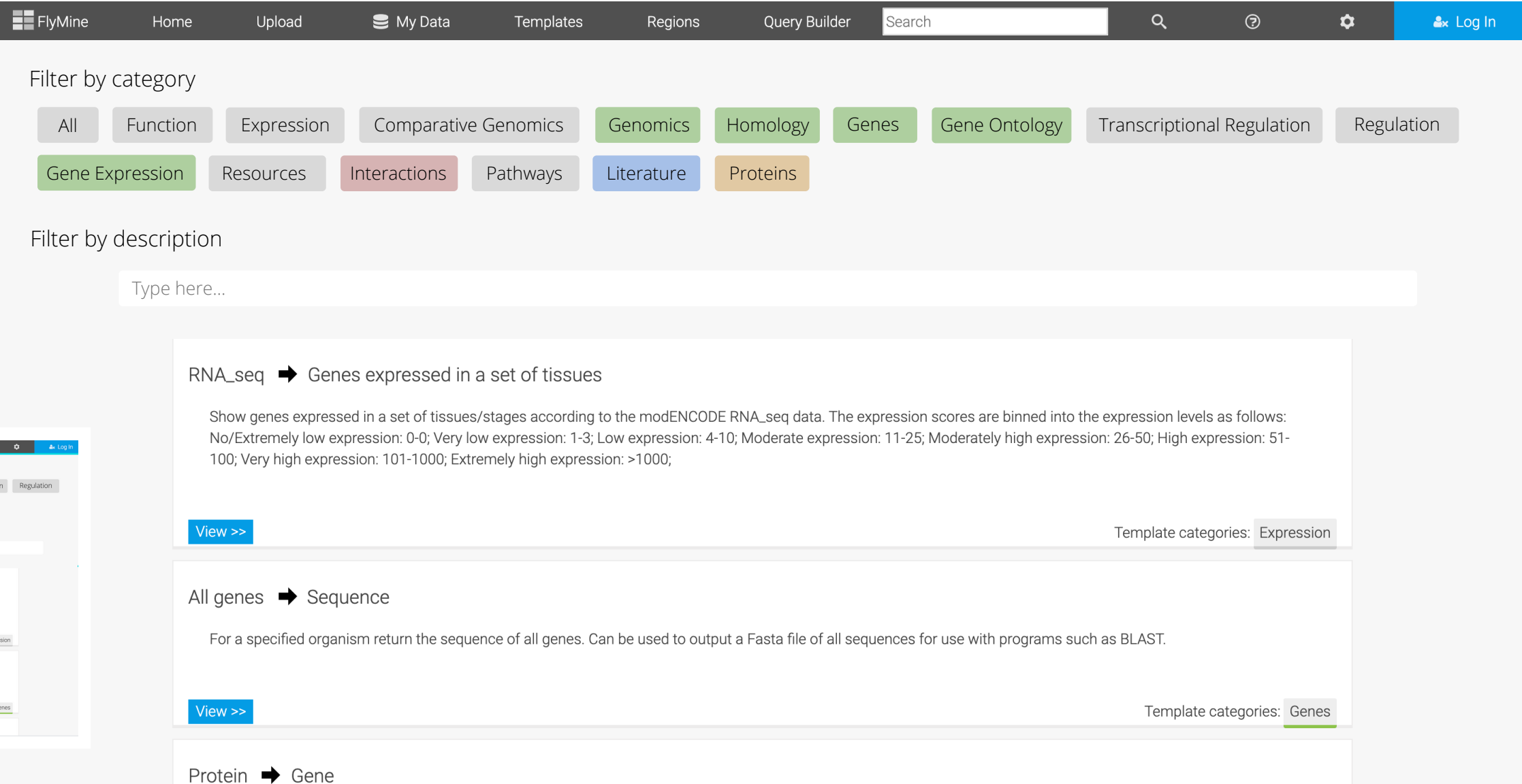
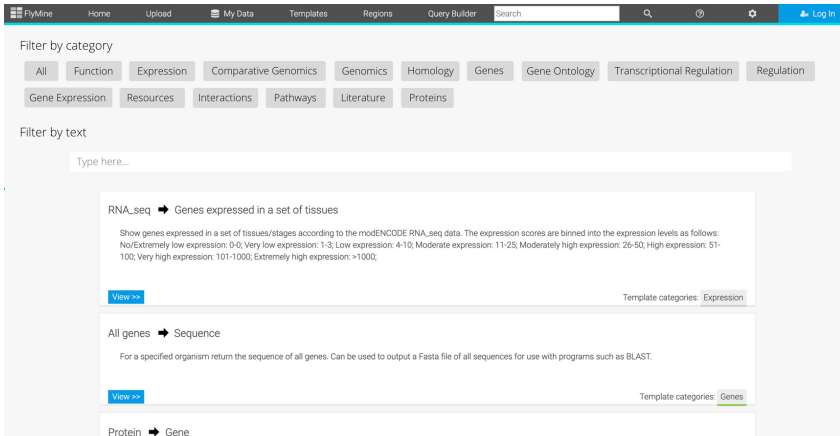
The screenshot shows the FlyMine website interface. At the top, there is a navigation bar with links for Home, Upload, My Data, Templates, Regions, Query Builder, and a search bar. Below this is a 'Filter by category' section with tabs for All, Function, Expression, Comparative Genomics, Genomics, Homology, Genes, Gene Ontology, Transcriptional Regulation, Regulation, Gene Expression, Resources, Interactions, Pathways, and Literature. The 'Proteins' tab is currently selected. Below the category tabs is a 'Filter by description' section with a text input field labeled 'Filter text...'. The main content area displays three search filters:

- RNA_seq → Genes expressed in a set of tissues**
Show genes expressed in a set of tissues/stages according to the modENCODE RNA_seq data. The expression scores are binned into the expression levels as follows: No/Extremely low expression: 0-0; Very low expression: 1-3; Low expression: 4-10; Moderate expression: 11-25; Moderately high expression: 26-50; High expression: 51-100; Very high expression: 101-1000; Extremely high expression: >1000;
[View >>](#) Template categories: Expression
- All genes → Sequence**
For a specified organism return the sequence of all genes. Can be used to output a Fasta file of all sequences for use with programs such as BLAST.
[View >>](#) Template categories: Genes
- Protein → Gene**
Show the gene that codes for the following protein, with its chromosomal location and length.
[View >>](#) Template categories: Genes

Solution 1:

- Increased spacing between buttons,
- Increased margins on sides and top,
- each button has rounded edges- giving it a more modernised design.

Note: On using the site, I have noticed that the color coding isnt necessary when filtering by category- as each button already has a description. The colors thus prove to be not only redundant but also slightly confusing. However, I'm new to databases like these, so, if color coding is required, I have provided an alternate design for the visualisation of the same.



FlyMine Home Upload My Data Templates Regions Query Builder Search

Filter by category
 All Function Expression Comparative Genomics Genomics Homology Genes Gene Ontology Transcriptional Regulation Regulation Gene Expression
 Proteins

Filter by description
 Filter text...

Gene → Transcript + Transcripts for orthologues
 Show the transcript identifiers for a particular gene and the transcript identifiers of its predicted orthologues. (Data Source: InParanoid, Drosophila)
 View >> Template categories: Comparative

Organism → GO terms + Orthologues in one specific organism
 Show the GO terms for all genes in a particular organism which have an orthologue in another organism.
 View >> Template categories: Comparative Genomics Function Gene Ontology Homology


Gene → Orthologues in other Drosophila species
 For a particular Drosophila gene or list of genes show the orthologues in the other Drosophila species.
 View >> Template categories: Homology


Gene → Anopheles Gambiae Orthologues + GO terms of these orthologues

bluegenes.apps.intermine.org/default/templates

Log in to FlyMine

Email Address

Password
 

I don't have an account 

- Issue 2: Login box
- logo next to login slightly confusing (why is there an x?)
 - The words 'Log in' are misdirecting, as there is also a sign up option to create a new account, which users may not be immediately directed towards.
 - The sentence 'I don't have an account' is not very clear due to its location next to the sign in button.
 - Also, 'Sign in' and 'Log in' with the same use shows inconsistency.

Note: The overall process for a new user to create a new account (to 'Sign up') is not very clearly directed- this can be changed.

Design Solution follows!

Gene → Transcript + Transcripts for orthologues

Show the transcript identifiers for a particular gene and the transcript identifiers of its predicted orthologues. (Data Source: InParanoid, Drosophila)

[View >>](#) Template categories: Comparative Genomics

Organism → GO terms + Orthologues in one specific organism

Show the GO terms for all genes in a particular organism which have an orthologue in another organism.

[View >>](#) Template categories: Comparative Genomics Function Gene Ontology Homology

Gene → Orthologues in other Drosophila species

For a particular Drosophila gene or list of genes show the orthologues in the other Drosophila species.

[View >>](#) Template categories: Homology

Gene → Anopheles Gambiae Orthologues + GO terms of these orthologues

Log in to FlyMine

Email Address

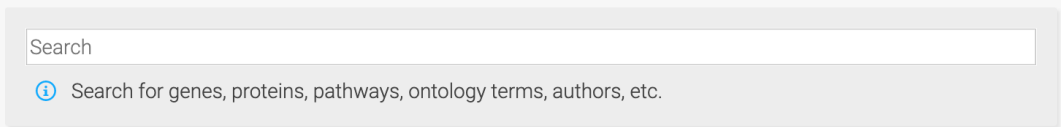
Password

[Don't have an account? Sign up here!](#) [Log in](#)



- Solution 2:
- Addition of Sign Up to header
 - Change from Sign in to Log in on button- for consistency
 - Link to create an account has been shifted towards the left
 - text of this link has been changed for clarity
 - this link has been underlined to indicate presence of link.

Issue 3: Homepage
This button's functionality is to switch mines-hence the logo is misleading- it leads the user to believe the button is directed to settings, and is thus not instinctively clicked by a first time user to switch mines.
Separate search button is not necessary- it can be included in the adjacent search bar, if at all.
Huge empty area on main page- can be used to incorporate the intermine logo/bluegenes logo, as the company responsible for creating this database is not easily visually identifiable, especially on the main page.



Lists
View | Upload

Templates
Browse

Help
Tour | Docs/Help

Large help button not required. There are already 3 help buttons on the home page. The help buttons located in the menu bar above and below will suffice. Instead, this button can be replaced by a 'Switch Mines' button.
The magnifying glass icon on templates is misleading- it leads users to instinctively look at the button as a search button. Instead, it can be replaced with a template logo- just like how lists has a list logo- and browse can be written below it- just like view/upload is written below lists.

As we are currently on the 'Home' page, that tab should be highlighted. Additionally, this highlight would replace the underline which is usually seen while navigating. Eg:

InterMine

Search for genes, proteins, pathways, ontology terms, authors, etc.

Lists



View | Upload

Templates



Browse

Mines



Switch

Solution 3: all of the above changes made.

A Suggestion:

Margins in these, and other such pages, can be increased. It gives a cleaner look to the website.



Help

Bluegenes is a new InterMine interface that operates via InterMine's Web Services. It's actively under development, so there may be some interesting bugs - but feel free to have a look around, suggest improvements, report bugs, Contact us if you'd like to discuss anything

Chat with us

Credits

Design

Icons are a mix of fontawesome and icomoon free icons. We also use the bootstrap material design theme.

Licence

Bluegenes, like InterMine, is released under the LGPL 2.1 licence.

Try searching for something in the search box above - perhaps a gene, a protein, or a GO Term.

LOADING RESULTS



A Suggestion: In the 'expression by stage' tool, the various shades of the same color are not easy to distinguish. We could offer a wider color range ranging from green (very low expression) to yellow-green (low expression) to yellow (moderate expression) to orange (moderately high expression) to red (high expression).

