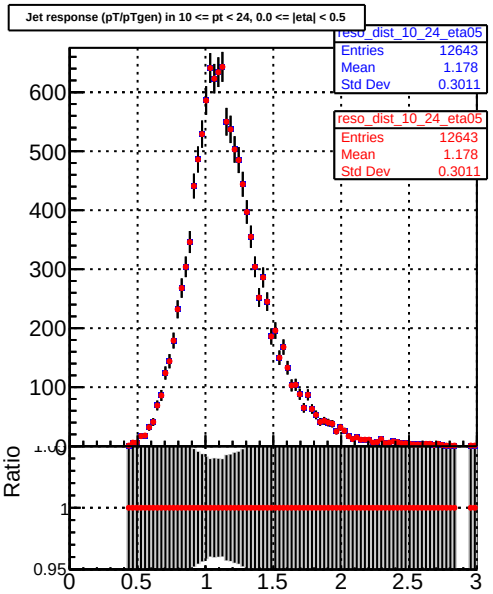
Jet response (pT/pTgen) in 10 <= pt < 24, 0.0 <= |eta| < 0.5
reso_dist_10_24_eta05
Entries 12643
Mean 1.178
Std Dev 0.3011
reso_dist_10_24_eta05
Entries 12643
Mean 1.178
Std Dev 0.3011
Ratio

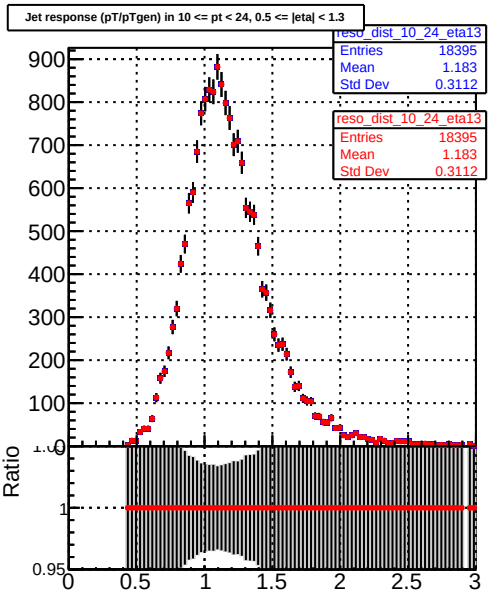
Jet response (pT/pTgen) in 10 <= pt < 24, 0.5 <= |eta| < 1.3
reso_dist_10_24_eta13
Entries 18395
Mean 1.183
Std Dev 0.3112
reso_dist_10_24_eta13
Entries 18395
Mean 1.183
Std Dev 0.3112
Ratio

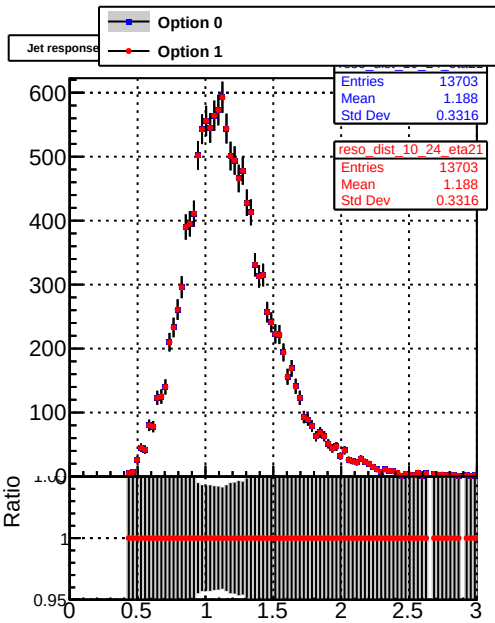
Option 0
Option 1
Entries 13703
Mean 1.188
Std Dev 0.3316
reso_dist_10_24_eta21
Entries 13703
Mean 1.188
Std Dev 0.3316
Ratio

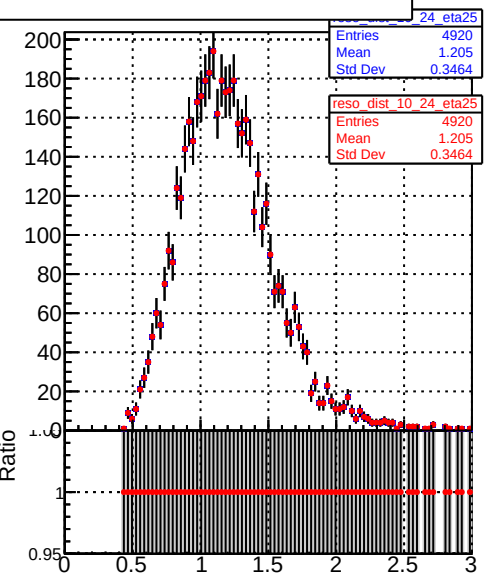
Entries 4920
Mean 1.205
Std Dev 0.3464
reso_dist_10_24_eta25
Entries 4920
Mean 1.205
Std Dev 0.3464
Ratio

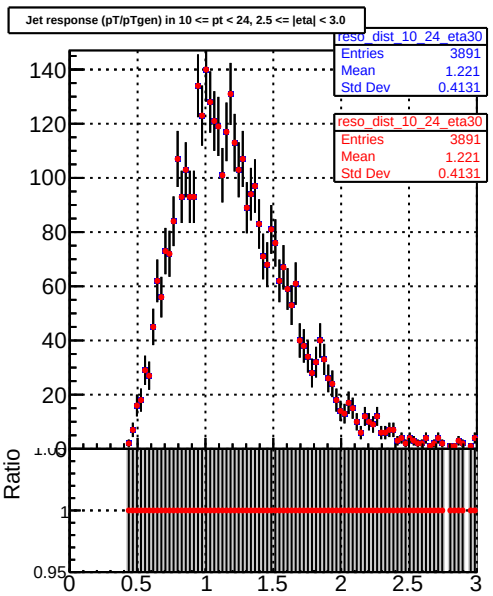
Jet response (pT/pTgen) in 10 <= pt < 24, 2.5 <= |eta| < 3.0
reso_dist_10_24_eta30
Entries 3891
Mean 1.221
Std Dev 0.4131
reso_dist_10_24_eta30
Entries 3891
Mean 1.221
Std Dev 0.4131
Ratio