



Formação Power BI Analyst

Desafio de Projeto da DIO

Sales Report

Selecione a Data:

01/09/2013

01/12/2014



118,73 Mi

Total de Vendas

1,13 Mi

Unidades Vendidas

9,21 Mi

Total de Descontos

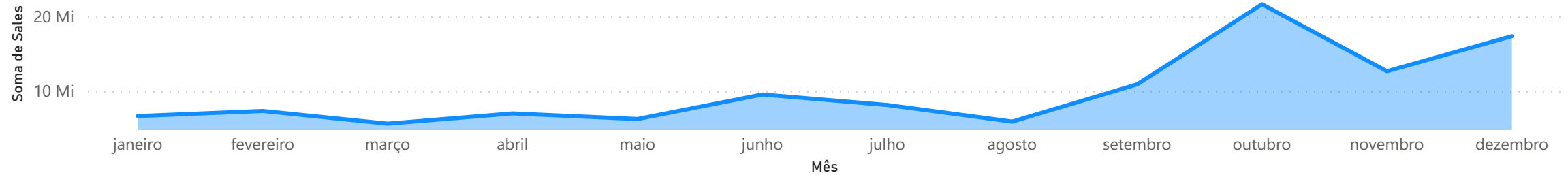
9,21 Mi

Total de Descontos

101,83 Mi

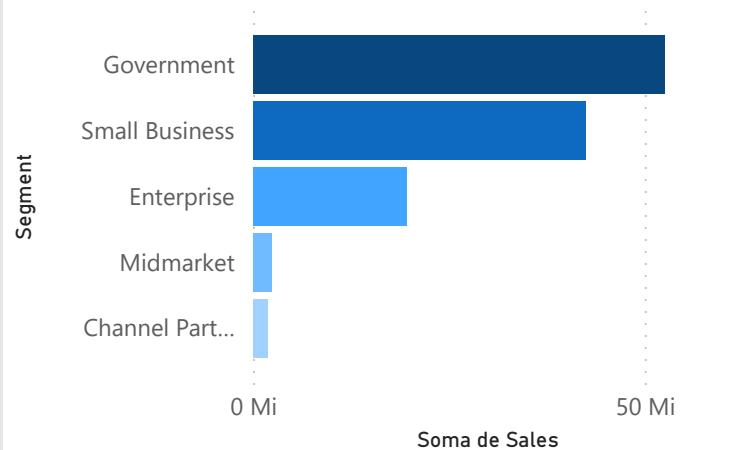
Soma de COGS

Soma de Sales por Mês

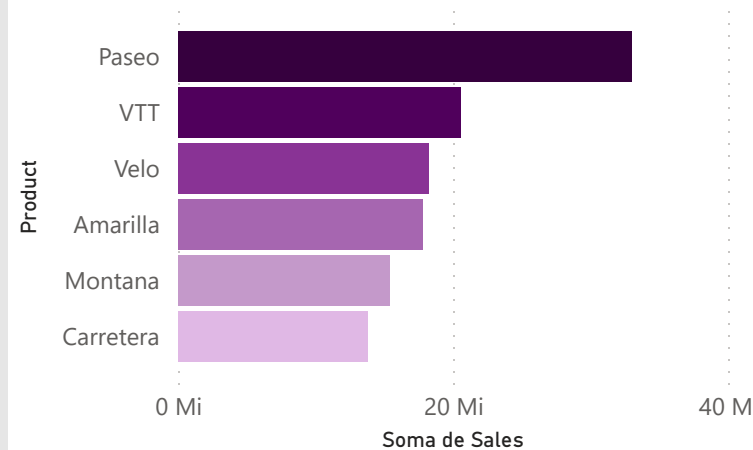


Sales x Segment

Bar Chart | Pie Chart

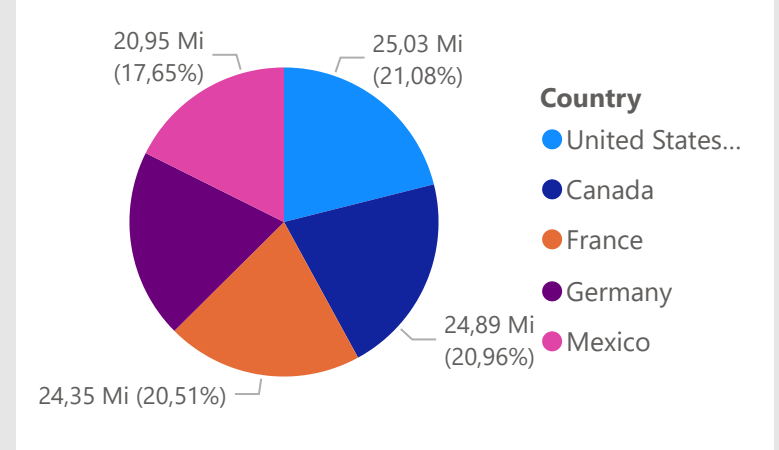


Sales x Product



Sales x Country

Pizza | Treemap





Formação Power BI Analyst

Desafio de Projeto da DIO

Report de Lucro Detalhado

2013

2014

Ano

2014

Country

Soma de Profit
13.015.237,75

2014
13.015.237,75

Canada
2.725.557,11

France
2.969.688,61

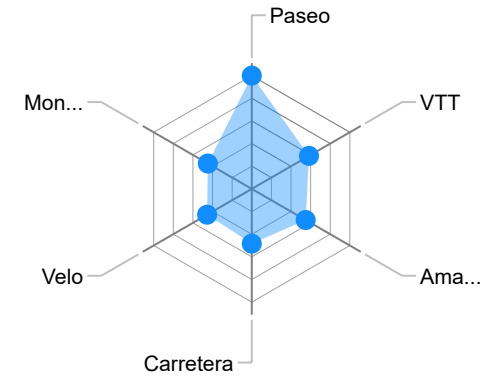
Germany
2.562.169,35

Mexico
2.314.852,85

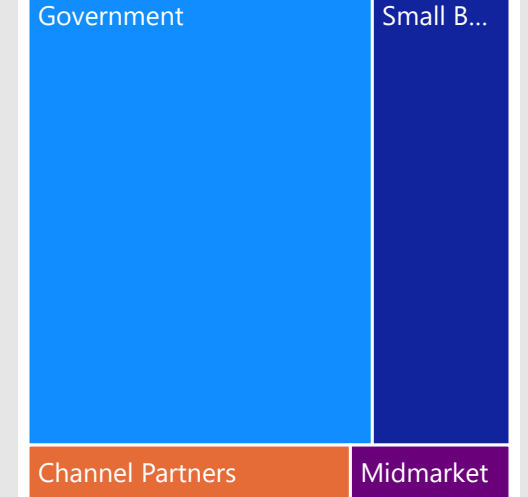
United States of Ameri...
2.442.969,84

Soma de Profit por Product

● Soma de Profit



Soma de Profit por Segment



Soma de Profit por Trimestre

● Aumentar ● Diminuir ● Total

