

Weekly AI ArXiv 만담 시즌2

4회차

Feb 05 2023

News



THE 37TH AAAI CONFERENCE ON ARTIFICIAL INTELLIGENCE


FEBRUARY 7-14, 2023 • WASHINGTON, DC, USA
WALTER E. WASHINGTON CONVENTION CENTER

AAAI-23

AAAI 2023: Washington DC (2.7 - 14)



News



- Google Cloud가 Anthropic과 손을 잡고 MS + OpenAI 조합에 대항?
 - 30억 달러 투자 단행, AI Safety 협업
 - Claude 가 GCP위에서 Open beta 서비스를 Free로 한다면?



News

The screenshot shows a Microsoft Teams meeting titled "Sales Analysis Review". The meeting is in progress, with a video feed showing several participants. The interface includes a search bar at the top, a meeting title bar with "Chat", "Files", "Details", and "Recap" options, and a "Close" button. Below the video feed, there are tabs for "Speakers", "Topics", and "Chapters". A "Meeting content" section displays shared files like "Sales report Q4...", "Capacity stats list...", and "VanArsdelPitchDe...". A "Notes" section is active, showing "AI Notes" and "Mentions". The "Suggested notes" section lists key points from the meeting, such as "Serena wants to look at the sales report before she and Beth spend more budget on the campaign." and "Beth explains that they are on track for new product release in December. But they will need to keep an eye on advertisement budget. She will follow up on that." The "Suggested tasks" section lists tasks like "Beth will follow up on advertisement budget." and "Jon Shammass will double check with Amanda regarding the ETA for the release of the new product."

The screenshot shows a video player interface for "Microsoft SBC 2020 - Episode 1". The video is paused at 1:45 / 22:01. The main content is a presentation slide titled "Annual Sales Analysis" for "FY 2020-2021". The slide features a background image of two women in white lab coats looking at a document. The video player includes standard controls like play/pause, volume, and full screen.

The screenshot shows the "Chapters" sidebar of the video player. It lists several chapters with their respective durations: "Annual Sales Analysis" (01:23), "About Us" (02:48), "Agenda" (4:25), and "Global Market Trends" (7:34). There is a "New chapter" button and a note stating "These chapters are auto-generated from key slides in the video. Edit or rename them below. Learn more." The sidebar also includes a "Key Moments" section.

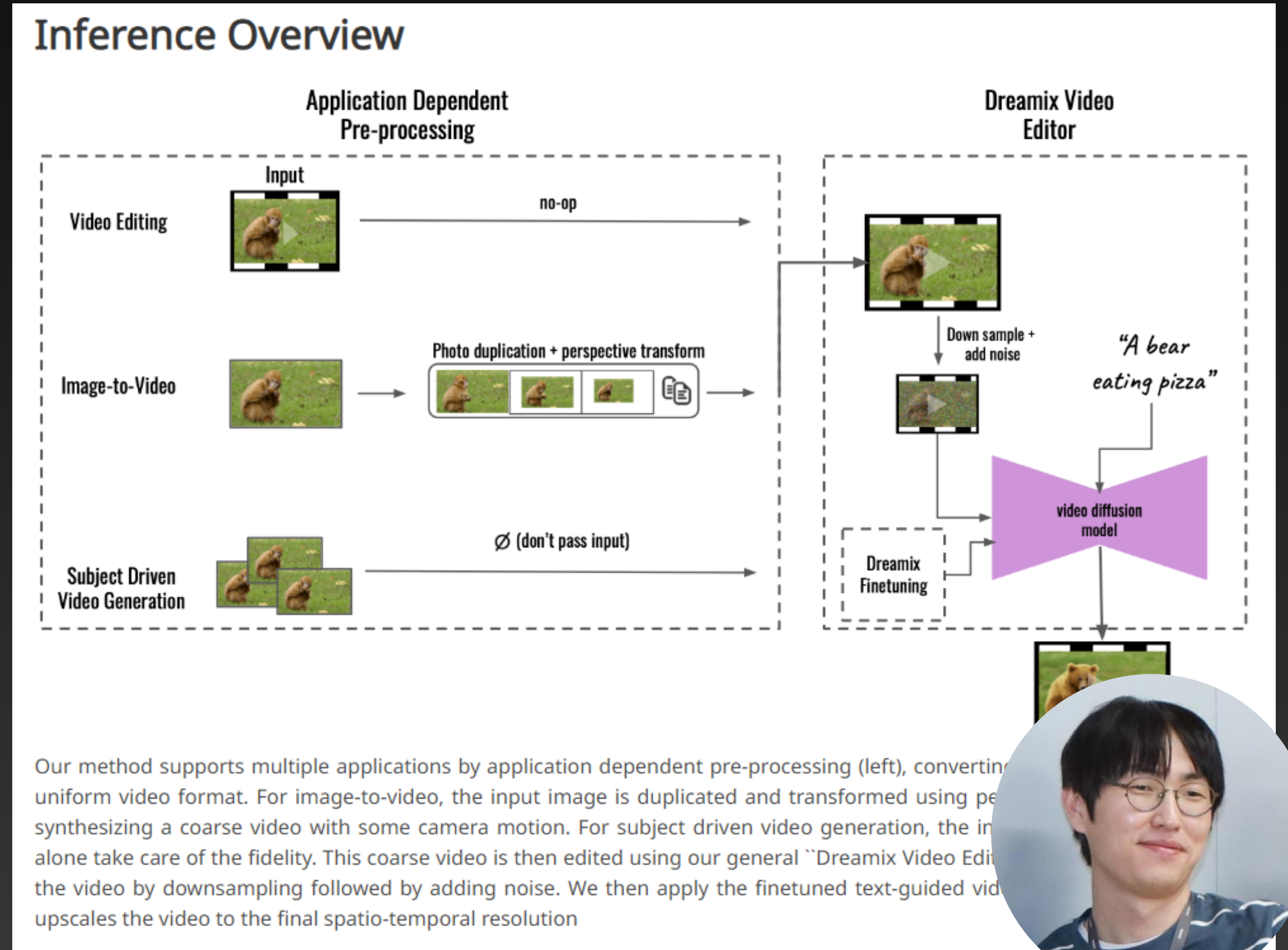
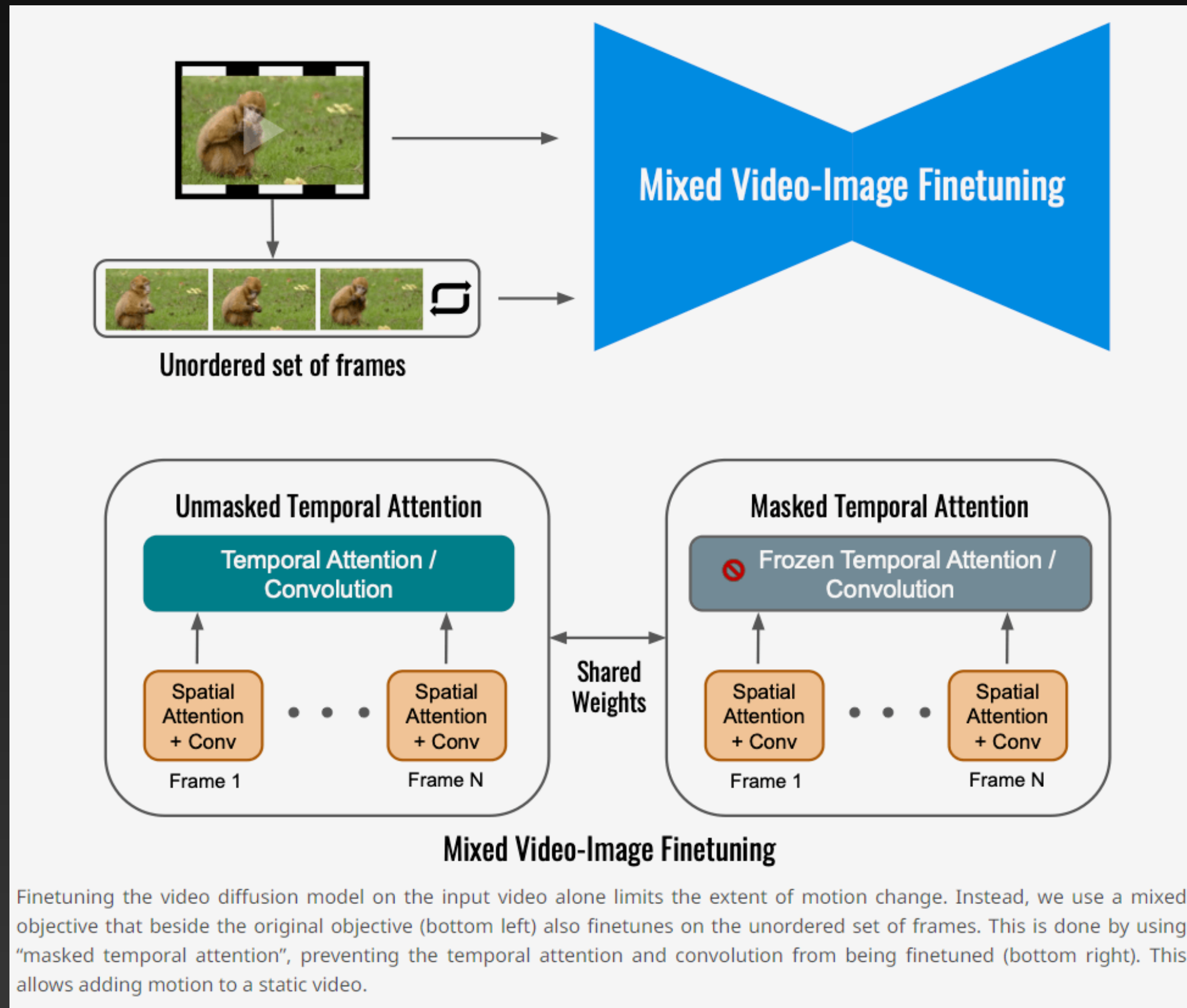
미팅에서 챙겨가야 할 부분 제시

관련 PPT 챕터 빠르게 제시

MS Teams에 ChatGPT 반영



- Dreamix: Video Diffusion Models are General Video Editors



ArXiv

- Accelerating Large Language Model Decoding with Speculative Sampling
 - 초거대 언어모델에서 디코딩 속도 올리기 위해 제안하는 새로운 sampling 기법 (from DeepMind)
 - 순서는 아래와 같습니다.
 - Generating a short draft of length K . This can be attained with either a parallel model (Stern et al., 2018) or by calling a faster, auto-regressive model K times. We shall refer to this model as the draft model, and focus on the case where it is auto-regressive.
 - Scoring the draft using the larger, more powerful model from we wish to sample from. We shall refer to this model as the target model.
 - Using a modified rejection sampling scheme, accept a subset of the K draft tokens from left to right, recovering the distribution of the target model in the process.



- Accelerating Large Language Model Decoding with Speculative Sampling
- 그런데 사실 Google의 Fast Inference from Transformers via Speculative Decoding 랑 거의 같음. LAMDA vs. Chinchilla

Table 1 | Chinchilla performance and speed on XSum and HumanEval with naive and speculative sampling at batch size 1 and $K = 4$. XSum was executed with nucleus parameter $p = 0.8$, and HumanEval with $p = 0.95$ and temperature 0.8.

Sampling Method	Benchmark	Result	Mean Token Time	Speed Up
ArS (Nucleus)	XSum (ROUGE-2)	0.112	14.1ms/Token	1×
SpS (Nucleus)		0.114	7.52ms/Token	1.92×
ArS (Greedy)	XSum (ROUGE-2)	0.157	14.1ms/Token	1×
SpS (Greedy)		0.156	7.00ms/Token	2.01×
ArS (Nucleus)	HumanEval (100 Shot)	45.1%	14.1ms/Token	1×
SpS (Nucleus)		47.0%	5.73ms/Token	2.46×

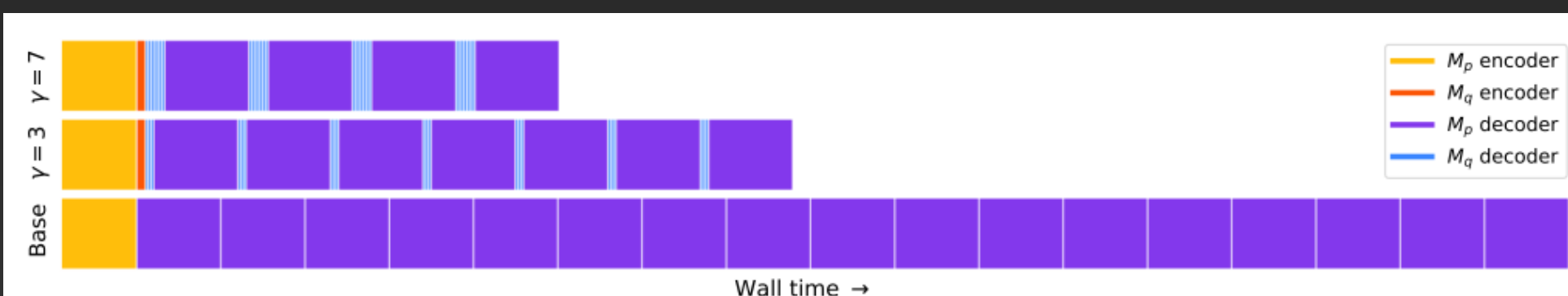


Figure 5. A simplified trace diagram for a full encoder-decoder Transformer stack. In this case we have enough computational power so that the calls to M_p all take about the same time. The top row shows decoding with our method with $\gamma = 7$ so each of the calls to M_p (the purple blocks) is preceded by 7 calls to M_q (the blue blocks). The yellow block on the left is the call to the encoder for M_p and the orange block is the call to the encoder for M_q . Likewise the middle row shows our method with $\gamma = 3$, and the bottom row shows standard decoding.



ArXiv



- SingSong: Generating musical accompaniments from singing
 - Keyword : vocal accompaniment
 - Sample URL : <https://storage.googleapis.com/sing-song/index.html>
 - vocal (노래)를 입력으로 주면 accompaniment (반주)를 만들어주는 모델
 - pre-trained w2v-BERT와 SoundStream을 이용하여 semantic 정보와 acoustic feature를 추출
 - 입력 vocal에서 semantic 정보를 추출하고 타겟 반주는 semantic 정보와 acoustic feature를 이용하는게 best
 - source separation 모델로 뽑은 vocal에 대해 성능 저하 -> 모든 vocal에 노이즈를 추가하여 학습 -> 일반화 성능 up!



- SingSong: Generating musical accompaniments from singing
- 관련 있는 연구 : Pop2Piano : Pop Audio-based Piano Cover Generation

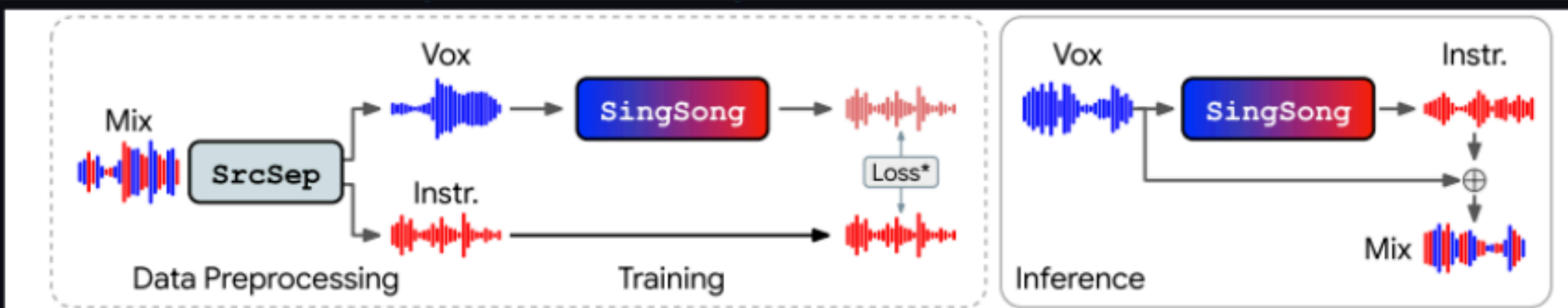


Figure 1. SingSong generates instrumental music to accompany input vocals, thereby allowing users to create music featuring their own voice. (Left) We manufacture large volumes of synthetic data for this task by applying an off-the-shelf source separation algorithm to a large corpus of music audio, which we use to train a generative model over instrumentals given vocals. (Right) At inference time, SingSong takes vocals from users and outputs an instrumental to accompany to those vocals, which can be naively mixed with the input to create coherent music. *Note that, during training, we compute loss on discrete audio features rather than waveforms (Section 3.3).

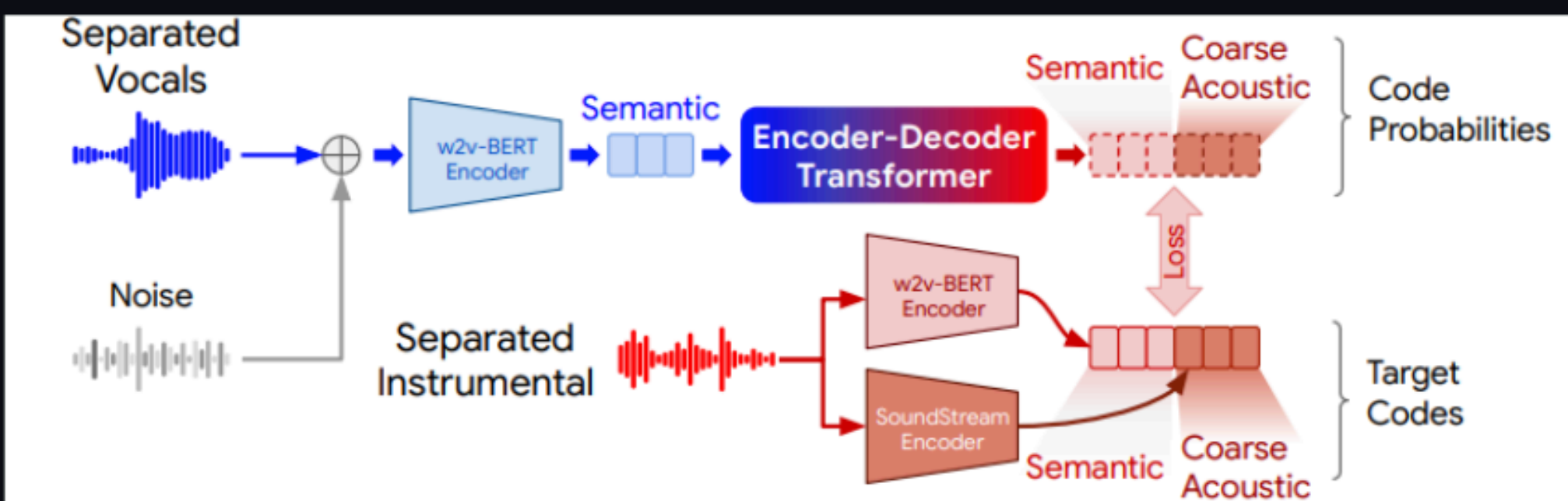


Figure 2. We adapt AudioLM (Borsos et al., 2022) to be suitable for training conditional “audio-to-audio” generative models of instrumentals given vocals. During training, we use source-separated vocals and instrumentals as inputs and targets respectively. We add white noise to the input to conceal residual artifacts of the instrumental present in the source-separated vocals. For the targets, we reuse the discrete featurization scheme from AudioLM, extracting semantic codes from a pre-trained w2v-BERT model (Chung et al., 2021) and coarse acoustic codes from a pre-trained SoundStream codec (Zeghidour et al., 2021). We experiment with several featurizations of the input—our best model uses only semantic codes of the noisy vocals. We train T5 (Raffel et al., 2020), an encoder-decoder Transformer (Vaswani et al., 2017), to predict target codes given input codes. During inference (not shown), we use this model to generate coarse acoustic codes, then use a separately-trained model to generate fine codes given coarse, and finally decode both with SoundStream.



- SingSong: Generating musical accompaniments from singing
 - 결과는 Fréchet Audio Distance (FAD)를 이용하여 비교하거나 선호도 조사를 함
 - 학습 데이터는 46k 시간의 음악, 평가는 MUSDB 18 dataset (10시간의 vocal, instrumental "stems")

	Method	FAD _i	FAD _s	Δ
Clean	SA-SA	3.01	1.61	1.39
	S-SA	2.31	1.14	1.17
Noisy	SA-SA	2.01	1.64	0.37
	A-A	3.41	3.30	0.11
	SA-A	2.81	1.87	0.95
	A-SA	2.01	1.65	0.36
	S-SA	1.36	1.17	0.19
	S-SA-XL	1.28	0.96	0.32

Table 1. Quantitative evaluation for our experiments. FAD is the Fréchet Audio Distance on MUSDB18-test between ground truth mixes and mixes of ground truth vocals and instrumentals generated by models using either isolated vocals (FAD_i) or source-separated vocals (FAD_s) as inputs. Since FAD_i corresponds better to the anticipated usage, and FAD_s is closer to how the model is trained, a generalization gap (Δ) exists between the two. Adding noise to the input vocals (Noisy), removing the vocal acoustic codes (S-SA), and increasing model size (XL) all help to improve generation to isolated vocal inputs (FAD_i). Full details of featurizations can be found in Section 4.5. For all experiments, FAD on MUSDB18-dev is used as an early stopping metric.

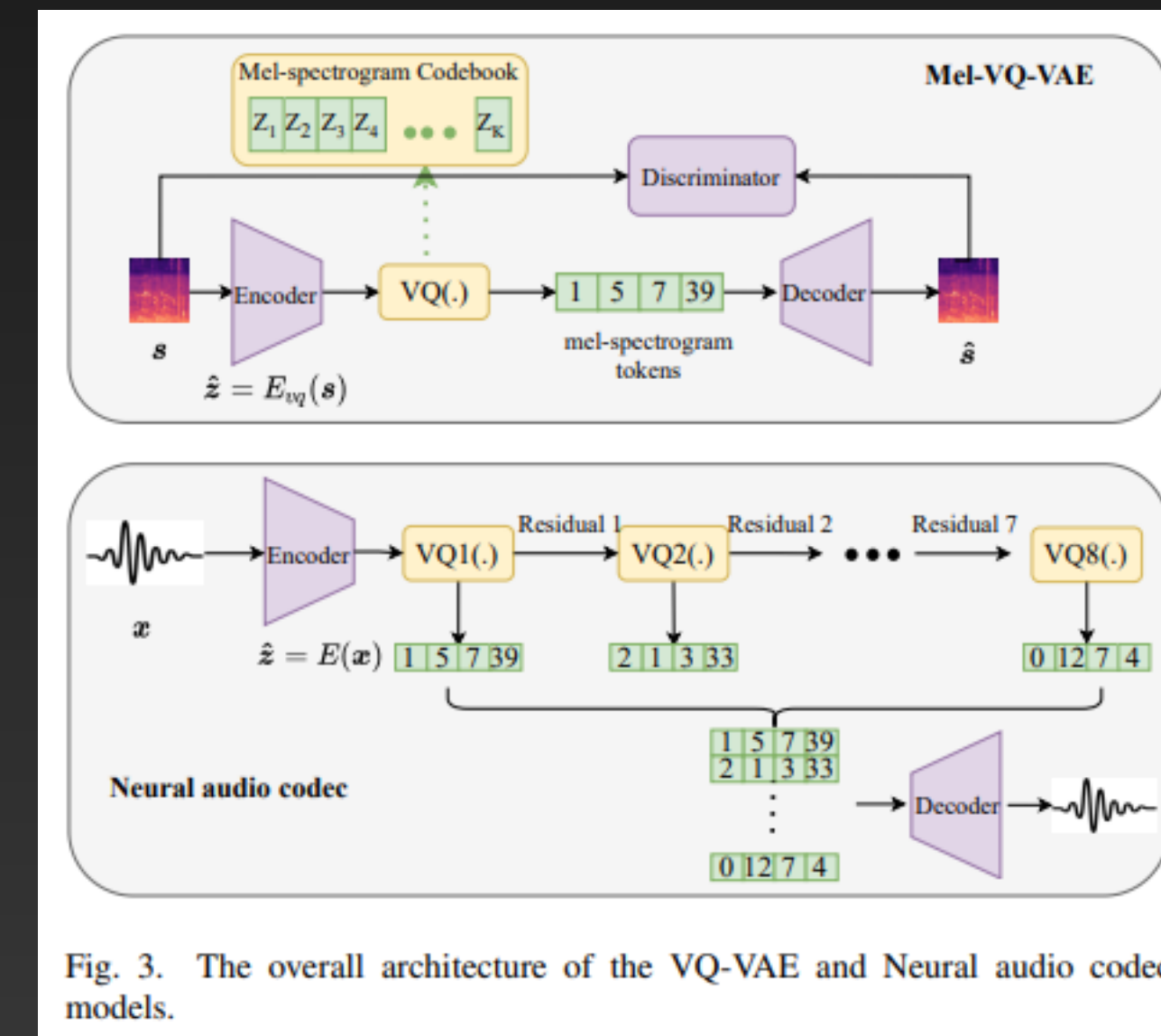
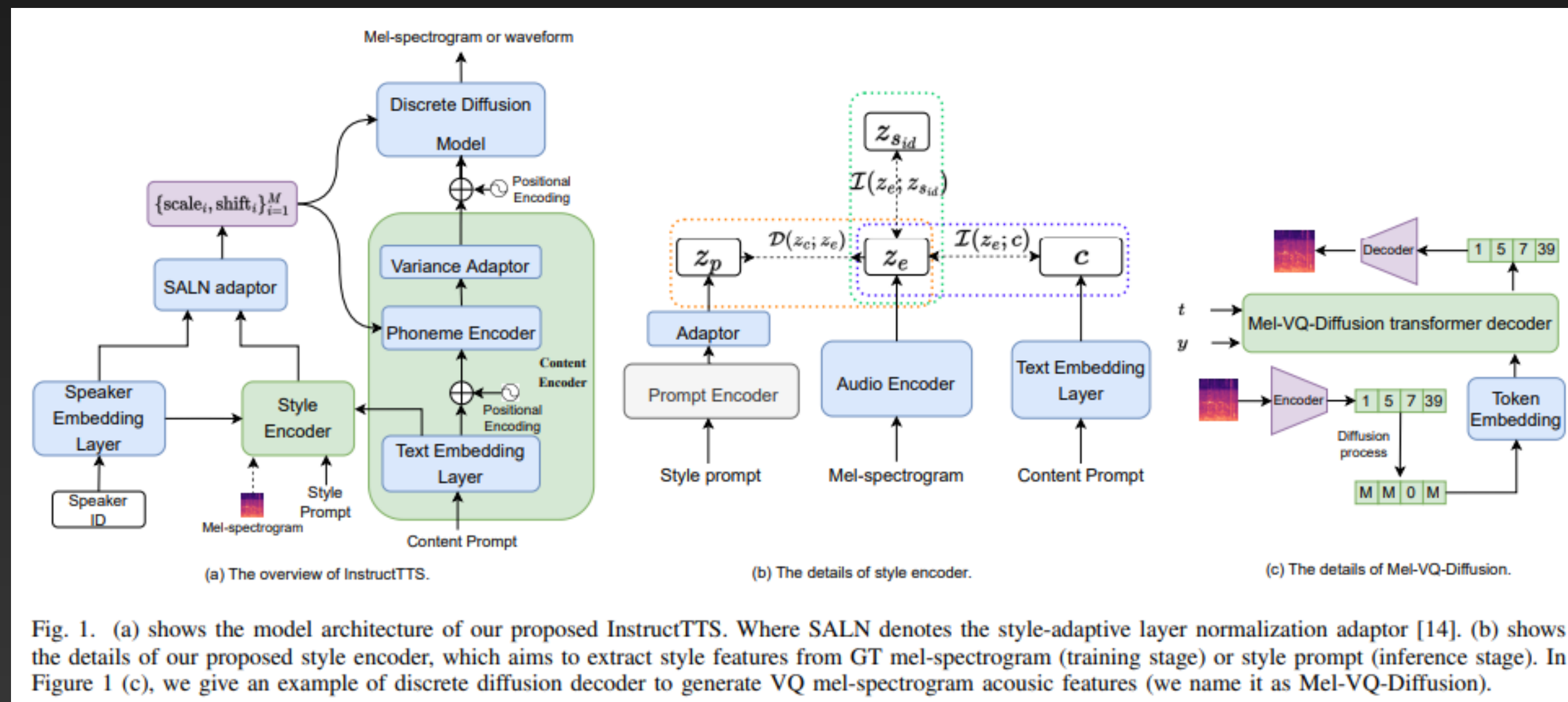
ArXiv



- InstructTTS: Modelling Expressive TTS in Discrete Latent Space with Natural Language Prompt
 - Keyword : TTS, prompt, diffusion
 - Sample URL : <http://dongchaoyang.top/InstructTTS/>
 - content text와 style prompt를 입력으로 expressive한 TTS를 만들어주는 모델
 - 기존의 expressive TTS 방법론에서의 one-to-many 문제를 prompt 기반의 style로 해결
 - PromptTTS와 다른 점은 PromptTTS는 5개의 스타일(성별, 피치, 속도, 크기, 감정)만 하지만 InstructTTS는 무형식!
 - Style encoder로부터 prompt로부터 semantic 정보를 추출하고 VQ를 이용하여 mel 대신 코드를 이용



- InstructTTS: Modelling Expressive TTS in Discrete Latent Space with Natural Language Style Prompt
- 관련 있는 연구 : PromptTTS: Controllable Text-to-Speech with Text Descriptions





- Text-To-Audio Papers
 - Make-An-Audio: Text-To-Audio Generation with Prompt-Enhanced Diffusion Models
 - AudioLDM: Text-to-Audio Generation with Latent Diffusion Models
 - Moûsai: Text-to-Music Generation with Long-Context Latent Diffusion

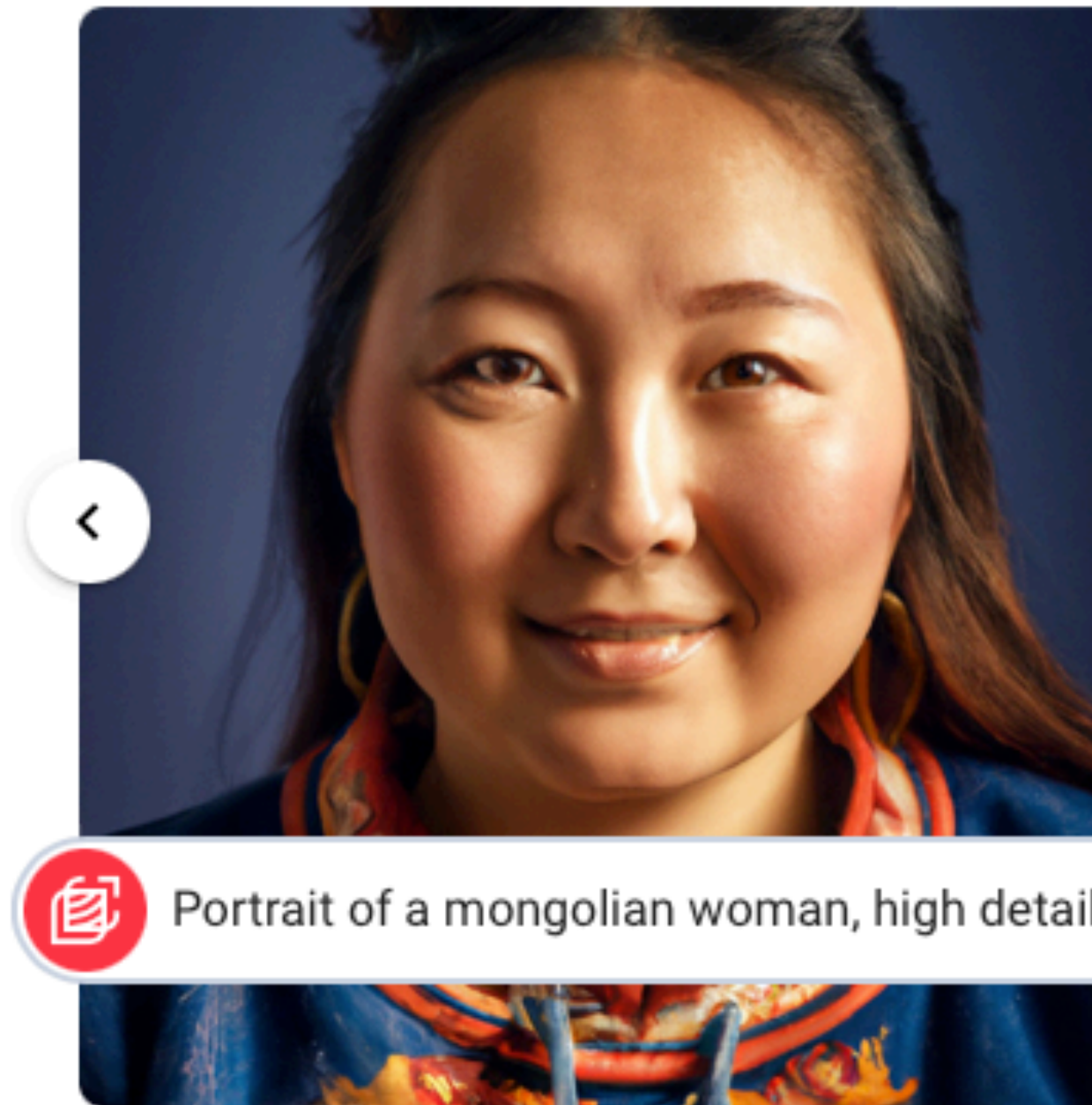
News



- Shutterstock 에서 Shutterstock이 OpenAI 및 LG와 파트너십을 맺은 text to image AI 플랫폼 출시


Shutterstock AI 이미지 생성기 사용 방법

- 1 무엇이든 상상해 보세요! 그런 다음 검색 창에 입력하세요. '생성'을 클릭하세요.
- 2 선택할 수 있도록 Shutterstock.AI가 몇 가지 버전을 생성합니다.
- 3 원하는 경우 크리에이티브에서 이미지를 편집합니다. 라이선스를 부여하고 다운로드하세요.




Portrait of a mongolian woman, high detail


사진 아트 디지털 3D



Cute isometric 3d image of girl reading book and smiles




3d image of sophia queen of heaven




abstract organic cloud shaped form with different colors of lights,...




3d image of real of a garden by the window



3d computer with illustrated style and high resolution



abstract colorful 3d shape, cinema 4d, ambient occlusion, rend...



Realistic 3d renders of a mosquito



3d image of a character whose name is forgesmith

News



- Shutterstock 에서 Shutterstock이 OpenAI 및 LG와 파트너십을 맺은 text to image AI 플랫폼 출시


Shutterstock AI 이미지 생성기 사용 방법

- 1 무엇이든 상상해 보세요! 그런 다음 검색 창에 입력하세요. '생성'을 클릭하세요.
- 2 선택할 수 있도록 Shutterstock.AI가 몇 가지 버전을 생성합니다.
- 3 원하는 경우 크리에이티브에서 이미지를 편집합니다. 라이선스를 부여하고 다운로드하세요.




Portrait of a mongolian woman, high detail


사진 아트 디지털 3D



Cute isometric 3d image of girl reading book and smiles




3d image of sophia queen of heaven




abstract organic cloud shaped form with different colors of lights,...




3d image of real of a garden by the window



3d computer with illustrated style and high resolution



abstract colorful 3d shape, cinema 4d, ambient occlusion, rend...



Realistic 3d renders of a mosquito



3d image of a character whose name is forgesmith