

Scenario: Name

Description



Create Plan

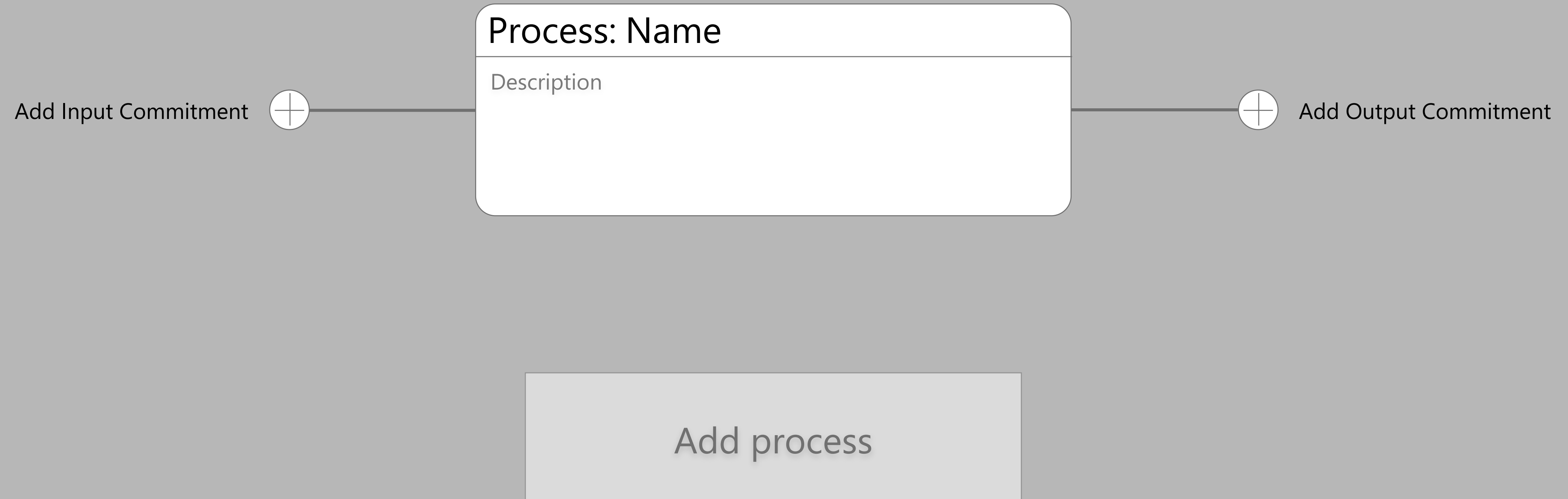
Add process

Scenario: Create Documentation for Valueflows

Currently our software is not documented. We need to create documentation and publish it to the website. We should also create a blog post and social media posts to publicize that information.



Create Plan

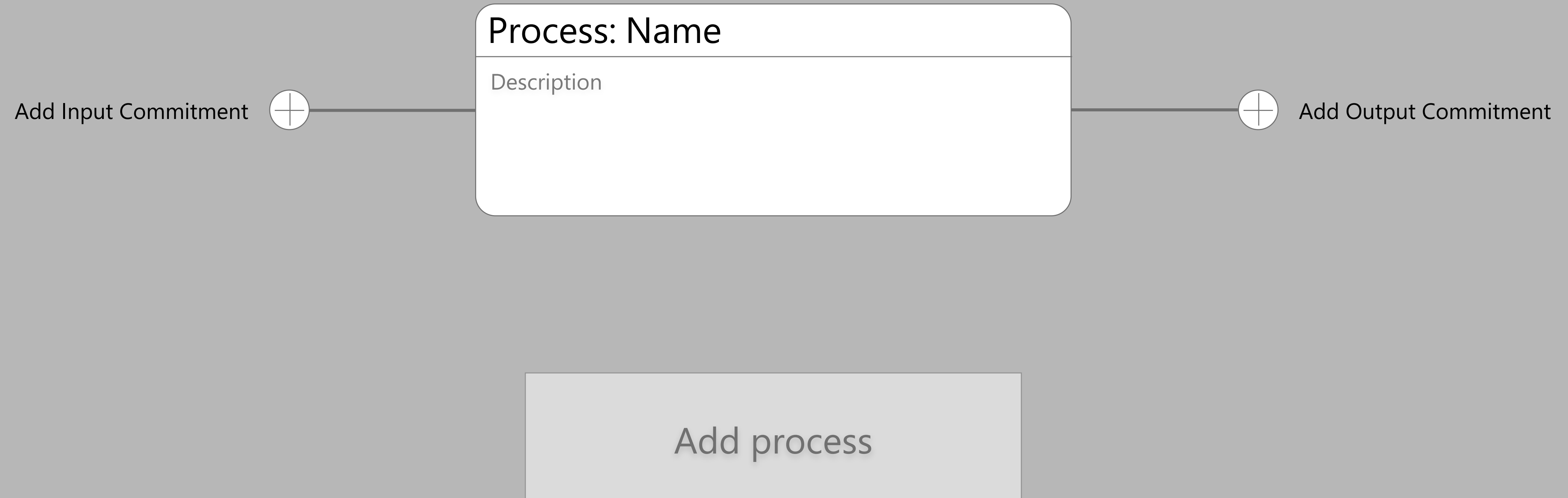


Scenario: Create Documentation for Valueflows

Currently our software is not documented. We need to create documentation and publish it to the website. We should also create a blog post and social media posts to publicize that information.



Create Plan

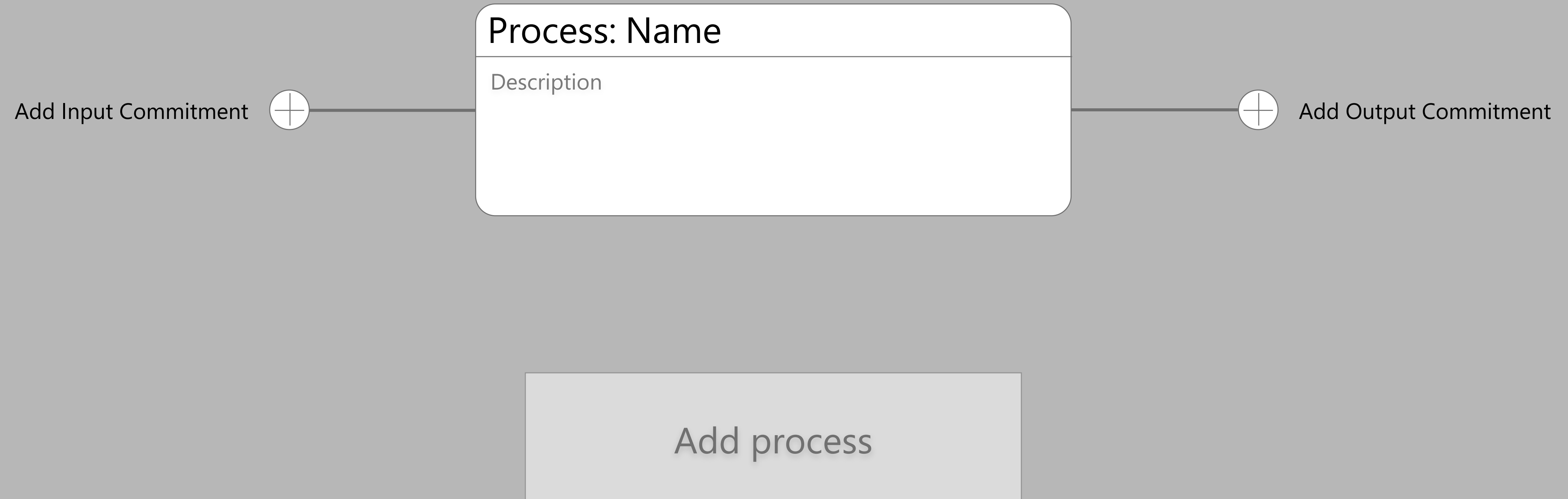




Scenario: Create Documentation for Valueflows

Currently our software is not documented. We need to create documentation and publish it to the website. We should also create a blog post and social media posts to publicize that information.

Create Plan

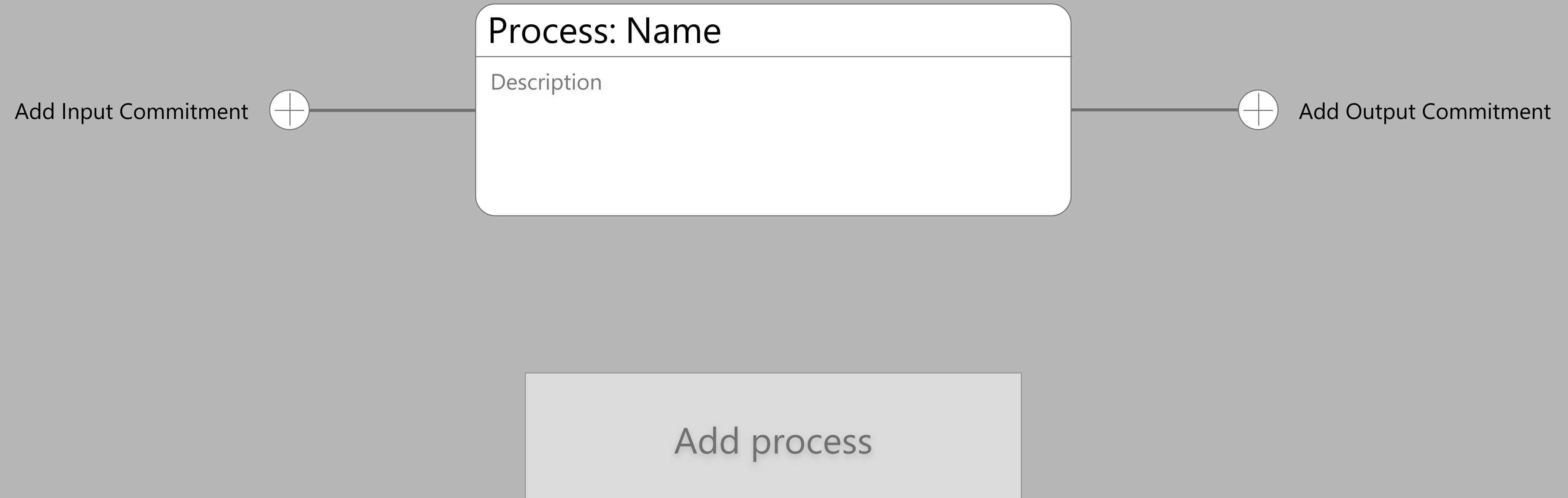


Scenario: Create Documentation for Valueflows

Currently our software is not documented. We need to create documentation and publish it to the website. We should also create a blog post and social media posts to publicize that information.



Create Plan



Scenario: Create Documentation for Valueflows

Currently our software is not documented. We need to create documentation and publish it to the website. We should also create a blog post and social media posts to publicize that information.



Create Plan

Create New Input/Output Commitment

Note

Create New Economic Resource

Resource name

Default input

+ Add property

Choose resource specification

 Search

Document

2x4 Pine Wood

Breadboard

Choose existing economic resource

Create new economic resource from existing economic resource

Action

Create

This sets up how the resource will be used by an agent during the process.

Effort

Unassigned

How much effort with this commitment take?

Assign to agent

Unassigned

Who is responsible to for this commitment?

+ Add property

Confirm

Add Input

specification

The resource name can only be placed on an EconomicResource, which would be created as a placeholder, along with the Commitment and Process. However, it should also be possible to find an existing resource in the case of modifying or using an existing EconomicResource.

The additional properties could be used to refer to a blank Google doc or storage location for a new thing.

Scenario: Create Documentation for Valueflows

Currently our software is not documented. We need to create documentation and publish it to the website. We should also create a blog post and social media posts to publicize that information.



Create Plan

Create New Input/Output Commitment

Note

Create New Economic Resource

Resource name



- Choose Property
- Tracking Identifier
- Current Location
- Note
- Image
- Classification

Breadboard

Choose existing economic resource

Create new economic resource from existing economic resource

Action

This sets up how the resource will be used by an agent during the process.

Effort

How much effort with this commitment take?

Assign to agent

Who is responsible to for this commitment?



- Choose Property
- Begin Date
- End Date
- Location
- Quantity

Next

Add Input

specification

The resource name can only be placed on an EconomicResource, which would be created as a placeholder, along with the Commitment and Process. However, it should also be possible to find an existing resource in the case of modifying or using an existing EconomicResource.

The additional properties could be used to refer to a blank Google doc or storage location for a new thing.

Scenario: Create Documentation for Valueflows

Currently our software is not documented. We need to create documentation and publish it to the website. We should also create a blog post and social media posts to publicize that information.

Cannot create unapproved plan.

Create Plan

