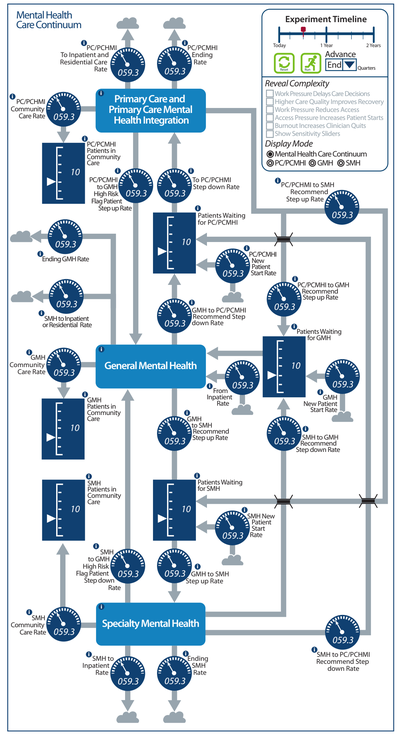
Mental Health Care Continuum
Experiment Timeline
Today
1 Year
2 Years
Advance
End
Quarters
Reveal Complexity
Work Pressure Delays Care Decisions
Higher Care Quality Improves Recovery
Work Pressure Reduces Access
Access Pressure Increases Patients Starts
Burnout Increases Clinician Quits
Show Sensitivity Sliders
Display Mode
Mental Health Care Continuum
PC/PCMH
GMH
SMH
Primary Care and Primary Care Mental Health Integration
General Mental Health
Specialty Mental Health
PC/PCMH To Inpatient and Residential Care Rate
PC/PCMH Ending Rate
PC/PCMH Community Care Rate
PC/PCMH Patients in Community Care
PC/PCMH GMH High Risk Flag Patients Step up Rate
To PC/PCMH Step down Rate
PC/PCMH to SMH Recommend Step up Rate
Patients Waiting for PC/PCMH
PC/PCMH New Patient Start Rate
PC/PCMH to GMH Recommend Step up Rate
Ending GMH Rate
GMH to PC/PCMH Recommend Step down Rate
SMH Ho Inpatient or Residential Rate
Patients Waiting for GMH
GMH Community Care Rate
GMH Patients in Community Care
GMH New Patient Start Rate
SMH to GMH Recommend Step up Rate
SMH to GMH Recommend Step down Rate
SMH Patients in Community Care
SMH New Patient Start Rate
SMH to GMH High Risk Flag Patients Step down Rate
GMH to SMH Step up Rate
SMH Community Care Rate
SMH to Inpatient Rate
Ending SMH Rate
SMH to PC/PCMH Recommend Step down Rate

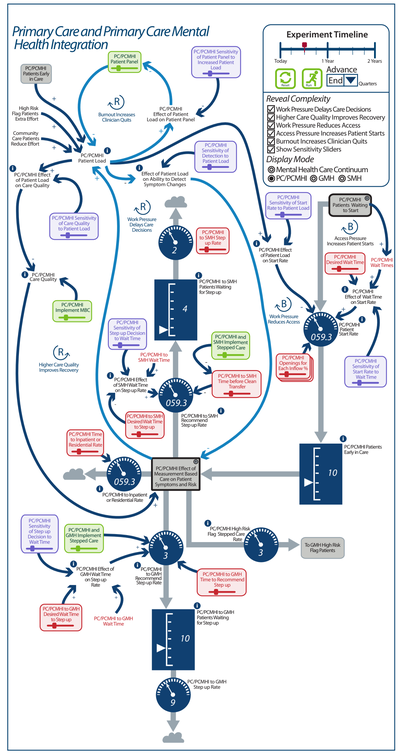
Primary Care and Primary Care Mental Health Integration
Experiment Timeline
Today
1 Year
2 Years
Advance
End
Quarters
Reveal Complexity
Work Pressure Delays Care Decisions
Higher Care Quality Improves Recovery
Work Pressure Reduces Access
Access Pressure Increases Patient Starts
Burnout Increases Clinician Quits
Show Sensitivity Sliders
Display Mode
Mental Health Care Continuum
PC/PCMH
GMH
SMH
PC/PCMH Patients Early in Care
PC/PCMH Patient Panel
PC/PCMH Sensitivity of Patient Panel to Increased Patient Load
High Risk Flag Patients Extra Effort
Burnout Increases Clinician Quits
PC/PCMH Effect of Patient Load on Patient Panel
Community Care Patients Reduce Effort
PC/PCMH Patient Load
PC/PCMH Effect of Patient Load on Ability to Detect Symptom Changes
PC/PCMH Effect of Patient Load on Care Quality
PC/PCMH Sensitivity of Care Quality to Patient Load
Work Pressure Delays Care Decisions
PC/PCMH Sensitivity of Detection to Patient Load
PC/PCMH Sensitivity of Start Rate to Patient Load
PC/PCMH Patients Waiting to Start
Access Pressure Increases Patient Starts
PC/PCMH Desired Wait Time
PC/PCMH Wait Times
PC/PCMH Effect of Patient Load on Start Rate
PC/PCMH Effect of Wait Time on Start Rate
PC/PCMH Future Start Rate
PC/PCMH Sensitivity of Start Rate to Wait Time
PC/PCMH Effect of Patient Load on Care Quality
PC/PCMH Care Quality
PC/PCMH Implement MBC
Higher Care Quality Improves Recovery
PC/PCMH Sensitivity of Step up Decision to Wait Time
PC/PCMH Effect of SMH Wait Time on Step up Rate
PC/PCMH to SMH Step up Rate
PC/PCMH and Implement Stepped Care
PC/PCMH to SMH Wait Time
PC/PCMH Openings for New Patients
PC/PCMH Effect of GMH Wait Time on Step up Rate
PC/PCMH to GMH Time to Recommend Step up
PC/PCMH Sensitivity of Step up Decision to Wait Time
PC/PCMH to SMH Desired Wait Time to Step up
PC/PCMH to SMH Recommend Step up Rate
PC/PCMH Time to Inpatient or Residential Rate
PC/PCMH Effect of Measurement Based Care on Patient Symptoms and Risk
PC/PCMH to Inpatient or Residential Rate
PC/PCMH Patients Early in Care
PC/PCMH Sensitivity of Step up Decision to Wait Time
PC/PCMH and PC/PCMH Implement Stepped Care
PC/PCMH and GMH Implement Stepped Care
PC/PCMH High Risk Flag Stepped Care Rate
To GMH High Risk Flag Patients
PC/PCMH Effect of GMH Wait Time on Step up Rate
PC/PCMH to GMH Recommend Step up Rate
PC/PCMH to GMH Time to Recommend Step up
PC/PCMH to GMH Wait Time
PC/PCMH to GMH Desired Wait Time to Step up
PC/PCMH Patients Waiting for Step up
PC/PCMH to GMH Step up Rate

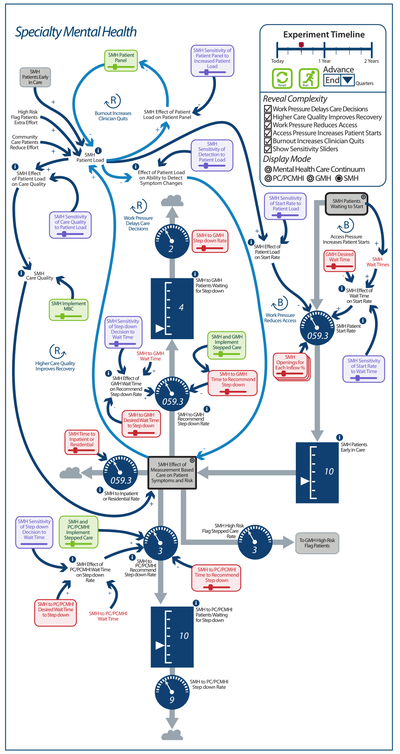
Specialty Mental Health
Experiment Timeline
Today
1 Year
2 Years
Advance
End
Quarters
Reveal Complexity
Work Pressure Delays Care Decisions
Higher Care Quality Improves Recovery
Work Pressure Reduces Access
Access Pressure Increases Patient Starts
Burnout Increases Clinician Quits
Show Sensitivity Sliders
Display Mode
Mental Health Care Continuum
PC/PCMH
GMH
SMH
SMH Patients Early in Care
SMH Patient Panel
SMH Sensitivity of Patient Panel to Increased Patient Load
High Risk Flag Patients Extra Effort
Burnout Increases Clinician Quits
SMH Effect of Patient Load on Patient Panel
Community Care Patients Reduce Effort
SMH Patient Load
SMH Effect of Patient Load on Ability to Detect Symptom Changes
SMH Effect of Patient Load on Care Quality
SMH Sensitivity of Care Quality to Patient Load
Work Pressure Delays Care Decisions
SMH Sensitivity of Detection to Patient Load
SMH Sensitivity of Start Rate to Patient Load
SMH Patients Waiting to Start
Access Pressure Increases Patient Starts
SMH Desired Wait Time
SMH Wait Times
SMH Effect of Patient Load on Start Rate
SMH Effect of Wait Time on Start Rate
SMH Future Start Rate
SMH Sensitivity of Start Rate to Wait Time
SMH Effect of Patient Load on Care Quality
SMH Care Quality
SMH Implement MBC
Higher Care Quality Improves Recovery
SMH Sensitivity of Step down Decision to Wait Time
SMH to GMH Step down Rate
SMH to GMH Patients Waiting for Step down
SMH and GMH Implement Stepped Care
SMH Effect of SMH Wait Time on Step down Rate
SMH to GMH Wait Time
SMH Effect of SMH Wait Time on Recommend Step down Rate
SMH to GMH Time to Recommend Step down
SMH to GMH Desired Wait Time to Step down
SMH to GMH Recommend Step down Rate
SMH Time to Inpatient or Residential
SMH Effect of Measurement Based Care on Patient Symptoms and Risk
SMH to Inpatient or Residential Rate
SMH Patients Early in Care
SMH Sensitivity of Step down Decision to Wait Time
SMH and GMH Implement Stepped Care
SMH and SMH Implement Stepped Care
SMH High Risk Flag Stepped Care Rate
From SMH and PC/PCMH High Risk Flag Patients
SMH Effect of PC/PCMH Wait Time on Step down Rate
SMH to PC/PCMH Recommend Step down Rate
SMH to PC/PCMH Time to Recommend Step down
SMH to PC/PCMH Desired Wait Time to Step down
SMH to PC/PCMH Wait Time
SMH to PC/PCMH Patients Waiting for Step down
SMH to PC/PCMH Step down Rate

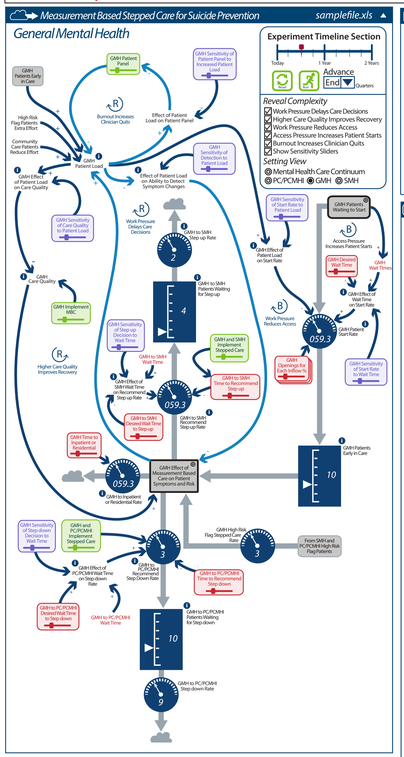
Measurement Based Stepped Care for Suicide Prevention
samplefile.xls
General Mental Health
Experiment Timeline Section
Today
1 Year
2 Years
Advance
End
Quarters
Reveal Complexity
Work Pressure Delays Care Decisions
Higher Care Quality Improves Recovery
Work Pressure Reduces Access
Access Pressure Increases Patient Starts
Burnout Increases Clinician Quits
Show Sensitivity Sliders
Setting View
Mental Health Care Continuum
PC/PCMH
GMH
SMH
GMH Patients Early in Care
GMH Patient Panel
GMH Sensitivity of Patient Panel to Increased Patient Load
High Risk Flag Patients Extra Effort
Burnout Increases Clinician Quits
Effect of Patient Load on Patient Panel
Community Care Patients Reduce Effort
GMH Patient Load
GMH Effect of Patient Load on Care Quality
Effect of Patient Load on Ability to Detect Symptom Changes
GMH Sensitivity of Care Quality to Patient Load
Work Pressure Delays Care Decisions
GMH Sensitivity of Detection to Patient Load
GMH Sensitivity of Start Rate to Patient Load
GMH Patients Waiting to Start
Access Pressure Increases Patient Starts
GMH Desired Wait Time
GMH Wait Times
GMH Effect of Patient Load on Start Rate
GMH Effect of Wait Time on Start Rate
GMH Future Start Rate
GMH Sensitivity of Start Rate to Wait Time
GMH Effect of Patient Load on Care Quality
GMH Care Quality
GMH Implement MBC
Higher Care Quality Improves Recovery
GMH Sensitivity of Step down Decision to Wait Time
GMH to SMH Step down Rate
GMH to SMH Patients Waiting for Step down
GMH and SMH Implement Stepped Care
GMH Effect of SMH Wait Time on Step down Rate
GMH to SMH Wait Time
GMH Effect of SMH Wait Time on Recommend Step down Rate
GMH to SMH Time to Recommend Step down
GMH to SMH Desired Wait Time to Step down
GMH to SMH Recommend Step down Rate
GMH Time to Inpatient or Residential
GMH Effect of Measurement Based Care on Patient Symptoms and Risk
GMH to Inpatient or Residential Rate
GMH Patients Early in Care
GMH Sensitivity of Step down Decision to Wait Time
GMH and GMH Implement Stepped Care
GMH and SMH Implement Stepped Care
GMH High Risk Flag Stepped Care Rate
From SMH and PC/PCMH High Risk Flag Patients
GMH Effect of PC/PCMH Wait Time on Step down Rate
GMH to PC/PCMH Recommend Step down Rate
GMH to PC/PCMH Time to Recommend Step down
GMH to PC/PCMH Desired Wait Time to Step down
GMH to PC/PCMH Wait Time
GMH to PC/PCMH Patients Waiting for Step down
GMH to PC/PCMH Step down Rate

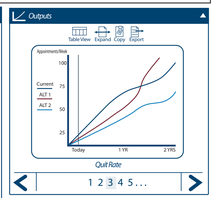
Outputs
Table View
Expand
Copy
Explain
Approximate Risk
100
75
50
25
Current
ALT 1
ALT 2
Today
1 YR
2 YRS
Quit Rate
1 2 3 4 5 . . .

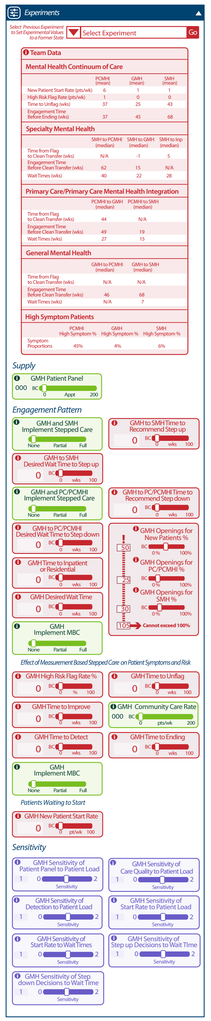
Experiments
Select Previous Experiment to Set Experimental Values to a Former State
Select Experiment
Go
Team Data
Mental Health Continuum of Care
Specialty Mental Health
Primary Care/Primary Care Mental Health Integration
General Mental Health
High Symptom Patients
Supply
GMH Patient Panel
Engagement Pattern
Effect of Measurement Based Stepped Care on Patient Symptoms and Risk
Patients Waiting to Start
GMH New Patient Start Rate
Sensitivity

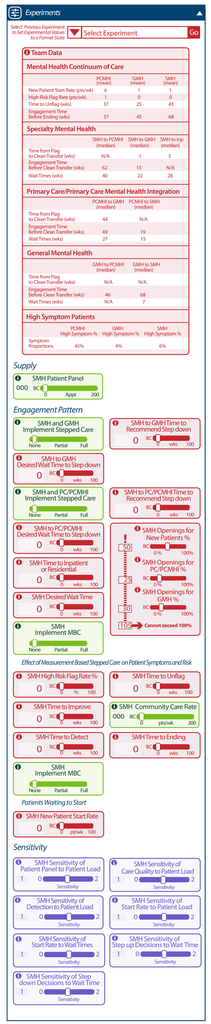
Experiments
Select Previous Experiment to Set Experimental Values to a Former State
Select Experiment
Go
Team Data
Mental Health Continuum of Care
Specialty Mental Health
Primary Care/Primary Care Mental Health Integration
General Mental Health
High Symptom Patients
Supply
SMH Patient Panel
Engagement Pattern
Effect of Measurement Based Stepped Care on Patient Symptoms and Risk
Patients Waiting to Start
SMH New Patient Start Rate
Sensitivity

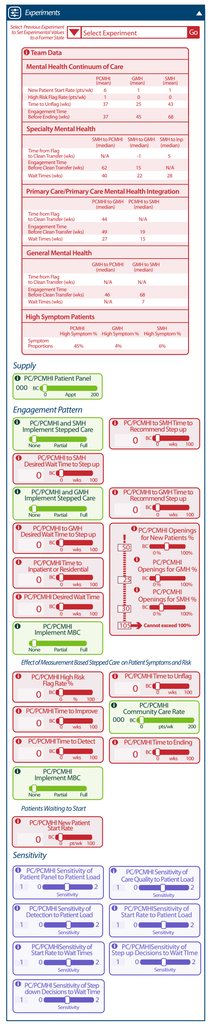
Experiments
Select Previous Experiment to Set Experimental Values to a Former State
Select Experiment
Go
Team Data
Mental Health Continuum of Care
Specialty Mental Health
Primary Care/Primary Care Mental Health Integration
General Mental Health
High Symptom Patients
Supply
PC/PCMH Patient Panel
Engagement Pattern
Effect of Measurement Based Stepped Care on Patient Symptoms and Risk
Patients Waiting to Start
PC/PCMH New Patient Start Rate
Sensitivity

Text
samplefile.xls
Save
Our Question
Briefly describe what your team wants to learn from this experiment.
Our Hypothesis
Outline the systems story your team believes will cause the outcomes your team expects to observe.
Our Findings
Describe your team's findings, insights and conclusions from this experiment.
Our Decisions
Based on what was learned in this experiment, what changes is the team ready to make in their practice?

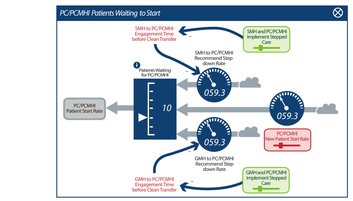
PC/PCMH Patients Waiting to Start

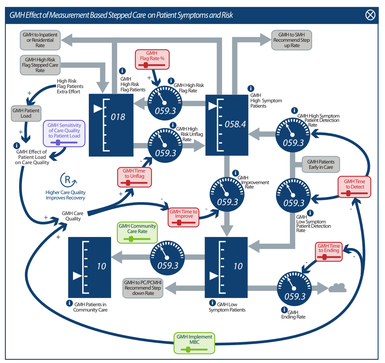
GMH Effect of Measurement Based Stepped Care on Patient Symptoms and Risk

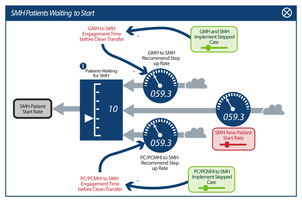
SMH Patients Waiting to Start

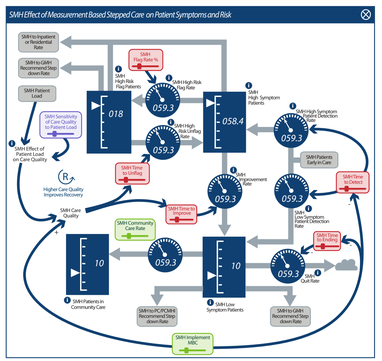
SMH Effect of Measurement Based Stepped Care on Patient Symptoms and Risk

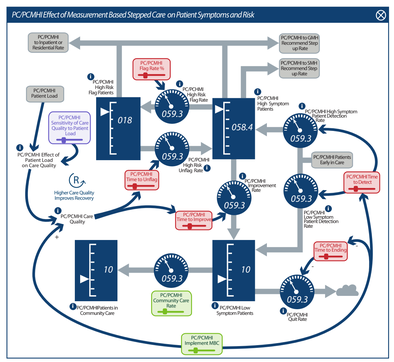
GMH Patients Waiting to Start
PC/PCMH Effect of Measurement Based Stepped Care on Patient Symptoms and Risk