

Corinthian



My project for adding some needed UI Elements to Cordova Android and generally making the Android WebView suck less.

SPEAKER

Simon Mac Donald

IBM Canada

simon.macdonald@gmail.com

@macdonst

http://simonmacdonald.com

What's in a name...

- ❑ Corinthian conjures up a 1970's marketing campaign by Chrysler where they touted the benefits of "rich corinthian leather".
- ❑ Basically it was a blend of leather and vinyl.
- ❑ In my analogy Cordova = leather and Corinthian = vinyl

Project Goals

- ☐ Add some much needed ui elements to Cordova Android.
- ☐ Make the Android WebView suck less.
- ☐ Eventually move away from plugins and into pure JavaScript.

UI Elements

- ❑ Version 0.1.1 provides two UI elements:
 - ❑ Contact Picker
 - ❑ File Dialog

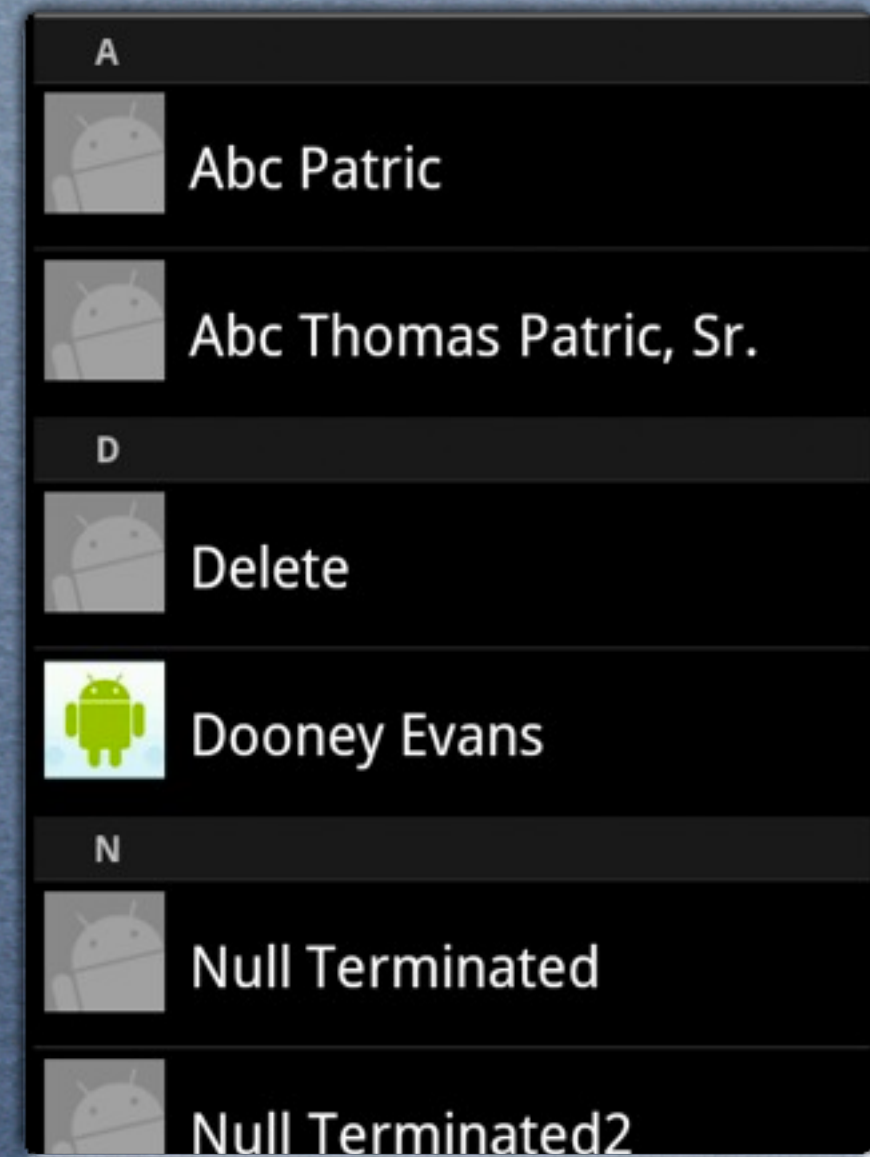
Contact Picker

The W3C API for retrieving contacts, sucks!
It is extremely cumbersome to retrieve a
single contact with all of its attributes.

Calling:

```
corinthian.ContactPicker.choose(win,  
fail);
```

will return a fully populated Contact object.

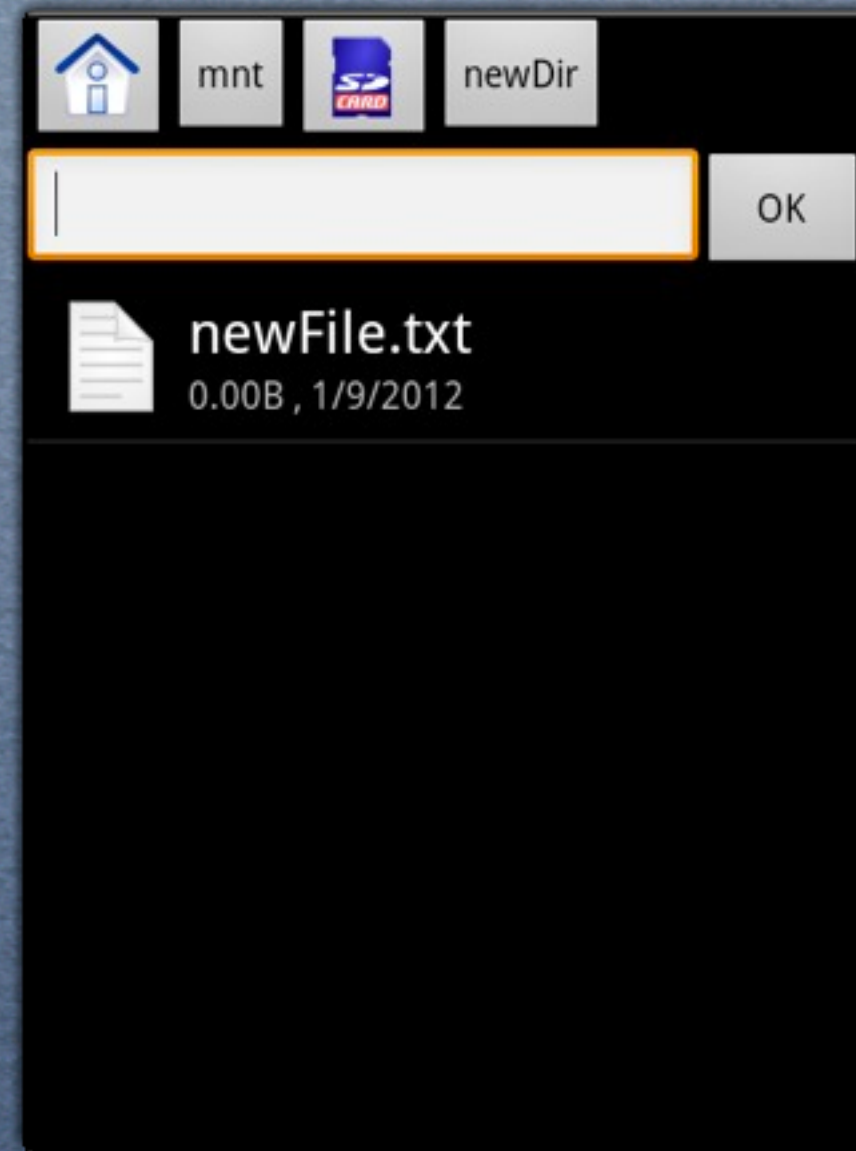


File Dialog

Again the W3C File: System & Directory API is very cumbersome. If you just want to pick a file/directory from the filesystem you can use:


```
corinthian.FileDialog.  
    pickFile(win, fail);
```

and you will get a FileEntry object that you can manipulate. I bet you can guess what “pickFolder” does.



Making the WebView Suck Less

- ❑ Making the `<audio/>` tag work.
- ❑ Making the `<video/>` tag work (mostly).
- ❑ Adding support for `<input type="file"/>`

A blue spiral-bound notebook with the text "How does one do that?" written in white. The spiral binding is visible at the top edge.

How does one do
that?

Duck Punching!



Audio Tag

The following HTML:

```
Before
<audio id="eightiesshairbands"
      preload="auto"
      autobuffer>
  <source src="test.mp3"
          type="audio/mp3" />
</audio>
after
```

produces this picture without corinthian.

Audio Tag

Before after

Angry Duck Punch!



Produces

This ugly UI but I'm working on functionality right now not sexiness.

The audio tag is replaced with a div that uses the PhoneGap Media object to play the associated mp3 file.

Audio Tag

Before



00:00

after

Video Tag

The following HTML:

```
Before
<video height="270" width="270"
      poster="http://hp.com/hp_2012.gif">
<source
      src="http://example.com/playme.mp4"/>
</video>
after
```

produces this picture without corinthian but
when you click on the video nothing happens.

Video Tag

Before



Duck Punch to the Face!



Produces

The exact same picture but if you click anywhere on the video tag an Intent is fired to start the Android Video Player.

Sorry, I don't have in line video playing working....yet.

Video Tag

Before



Installation

- ❑ Include `corinthian.js` in your HTML page.
- ❑ Drop the `corinthian.jar` file into your `libs` directory.
- ❑ Add the following Plugin lines as needed.

```
<plugin name="FileDialog" value=  
"com.simonmacdonald.corinthian.FileDialog"/>
```

```
<plugin name="ContactPicker" value=  
"com.simonmacdonald.corinthian.ContactPicker"/>
```

```
<plugin name="VideoPlayer" value=  
"com.simonmacdonald.corinthian.VideoPlayer"/>
```


Questions?



Link to Code...

- ☐ Fork the code

<http://macdonst.github.com/corinthian/>

- ☐ Kick the tires

- ☐ Report issues

- ☐ Hell, even better contribute a fix



The End...



**KEEP
CALM
AND
CARRY
ON**