
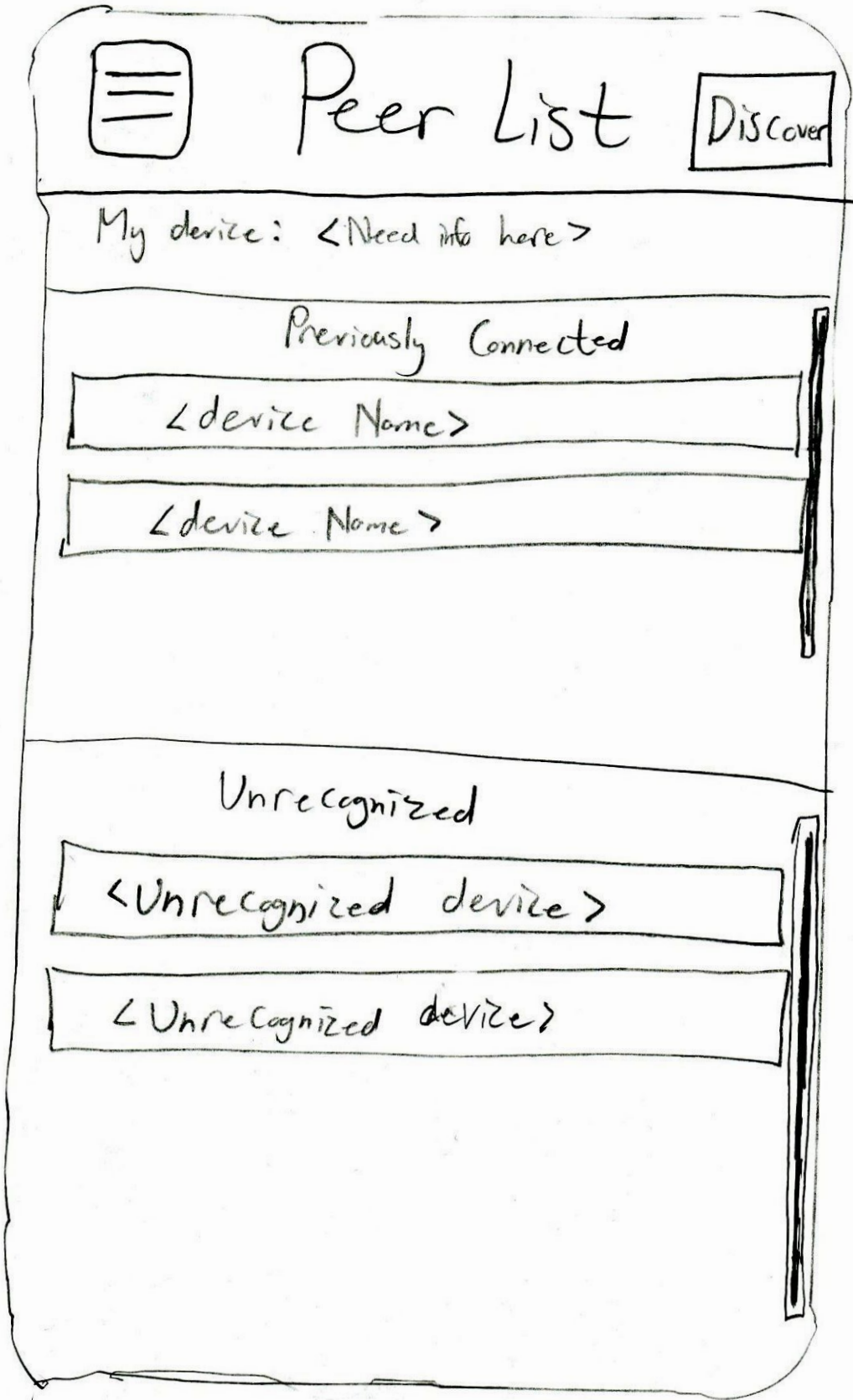
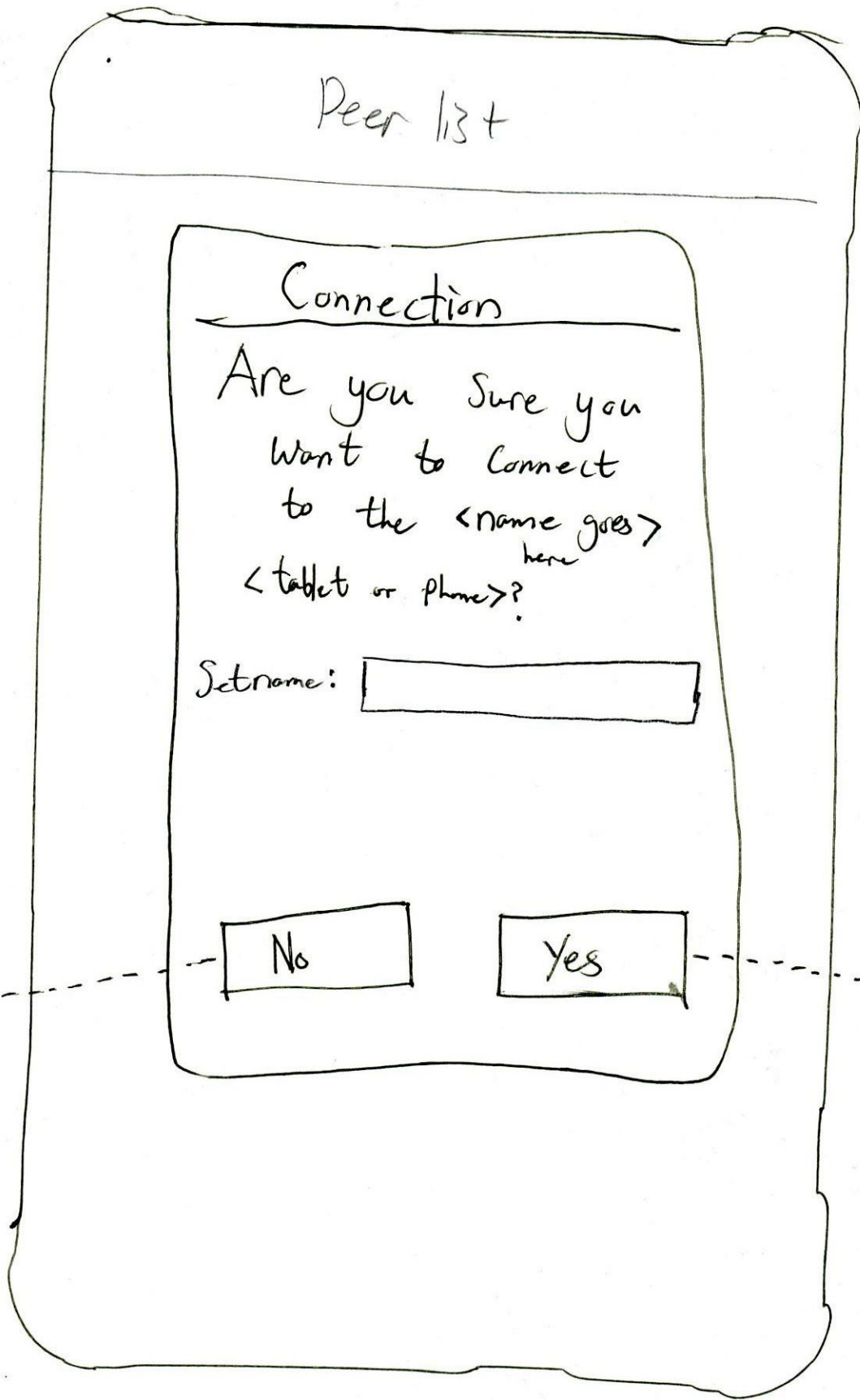


Screen Name: Drawboard



Screen Name: Peerlist (Home)





Note: -----  
= ignore



Peer list

Connecting

Please wait  
while we  
connect.

Cancel

Back to  
Peerlist  
Screen

Back to  
Peerlist





# Chat History

<Name 1>

<Name 2>

<Name 3>

<Name 4>

More Recent ↑



Least Recent ↓



← Back to Chat History



< Device Name >

Rename

→ set Nickname Page

Warning: The device is not available

Sender →  
(Send this to you.)

You got a D! Haha,  
You will never pass my class.  
From Dr-D

Your evil.

← Receiver

Seen

attachment icon →



Multi-line text input area

Send

← Send button

↑ multi/line textArea. (wrapped & scrollable)

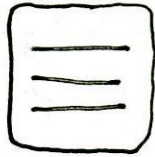
# Image

Back to  
←  
otherside



< Image >

Screen Name: Settings



Settings



---

My device Info

---

Theme Color : Light

---

Set Device Nickname

---

Help

---





# My device Info


Name: \_\_\_\_\_

MAC: \_\_\_\_\_

⋮

All additional  
Info goes  
here.

Name: Set Theme Color



Greyed a little (Default) →

\* means Selected

on click →  
Back to Settings  
and adjust settings

Screen Name:

Nickname list

←  
Back  
to Settings

←

## Set Device Nickname

---

< Device Name 1 >

---

< Device Name 2 >

---

< Device Name 3 >

---

< Device Name 4 >

---

< Device Name 5 >

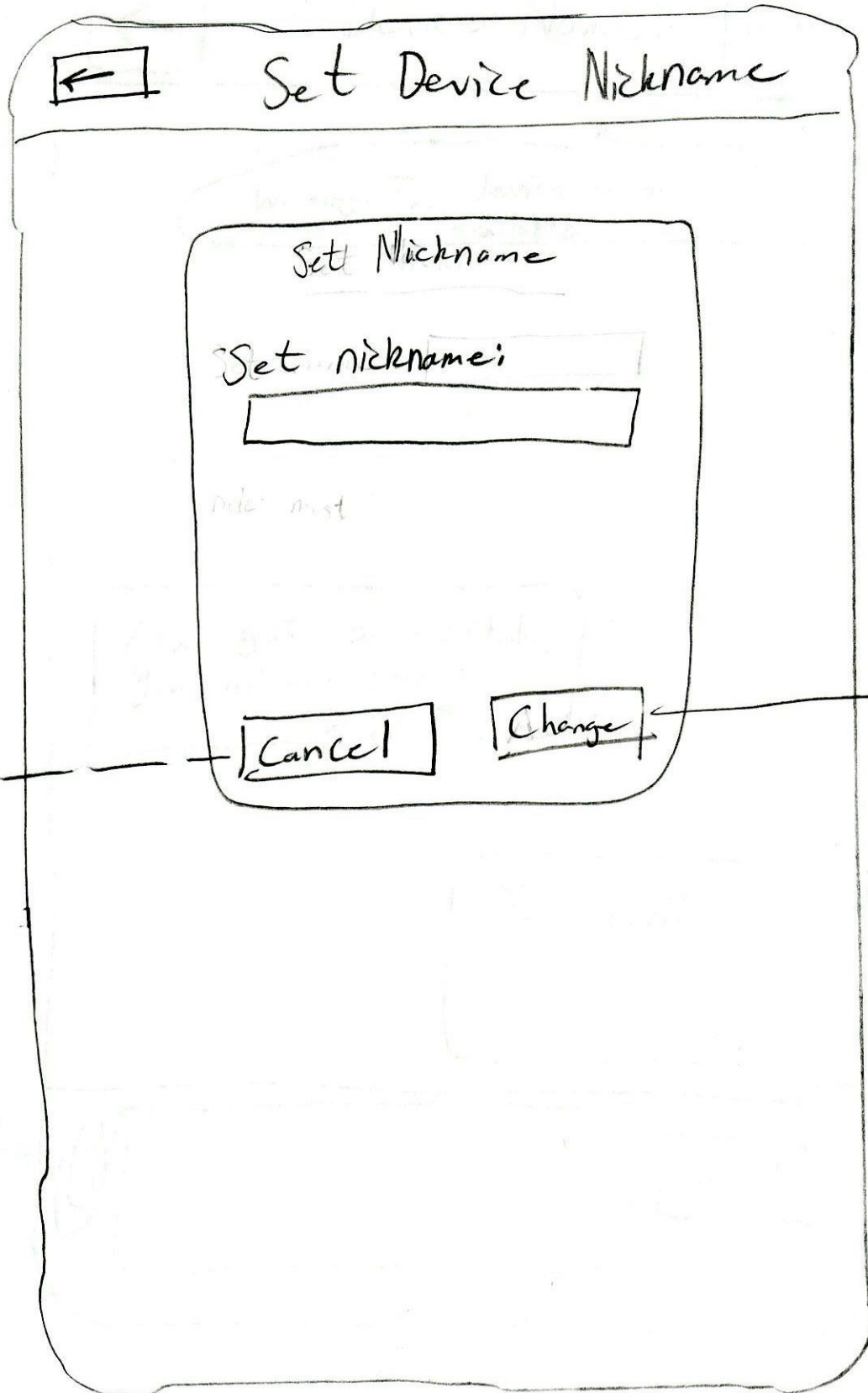
---

< Device Name 6 >

---

on button  
clicked →  
(set Nickname)

Alert Name: nickname - popup



Back to  
Nickname list ←

→ Back  
to Nickname  
list &  
update



# Help

Q: How do I send a message?

A: Discover → select device

Q: I can't see any users?

A: Make sure you press  
"discover"

For additional help see