

<https://www.figma.com/file/gjvhY4uOIJM0ITZDk9bqB/Assignment?node-id=0%3A1>

Zocket allows business owners to run Ads on multiple platforms such as Facebook, Instagram, Google, Youtube through our platform. To run a campaign/Ad user can customise the ads.

So the business owner dashboard shows the list of campaigns and options to add new campaigns.

Note: To complete the task, create your own database schema and mock servers.

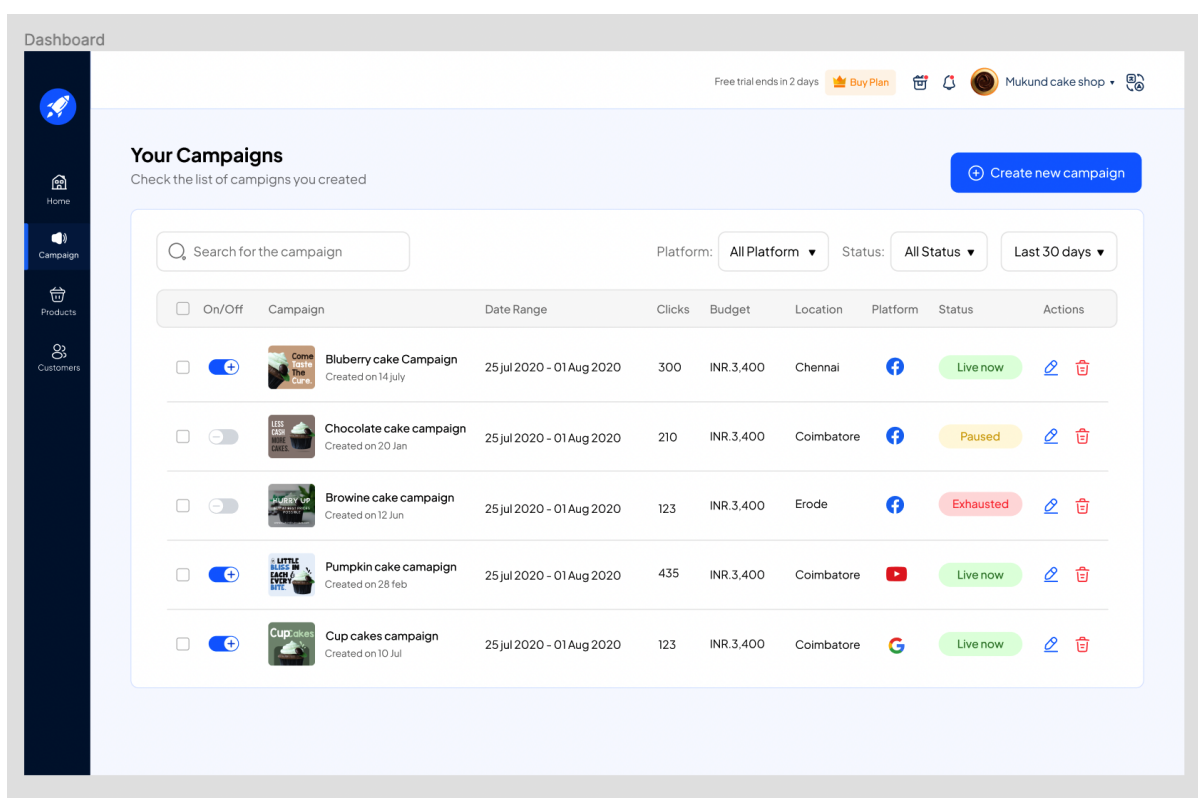
Techstack:

Database: Any

Backend: Nodejs (mandatory)

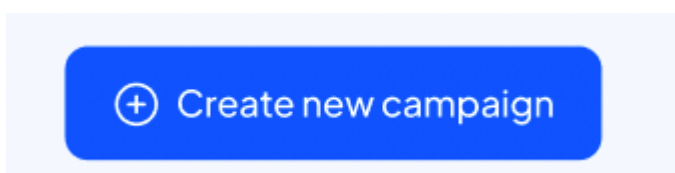
Frontend: Reactjs (mandatory)

1. Dashboard:



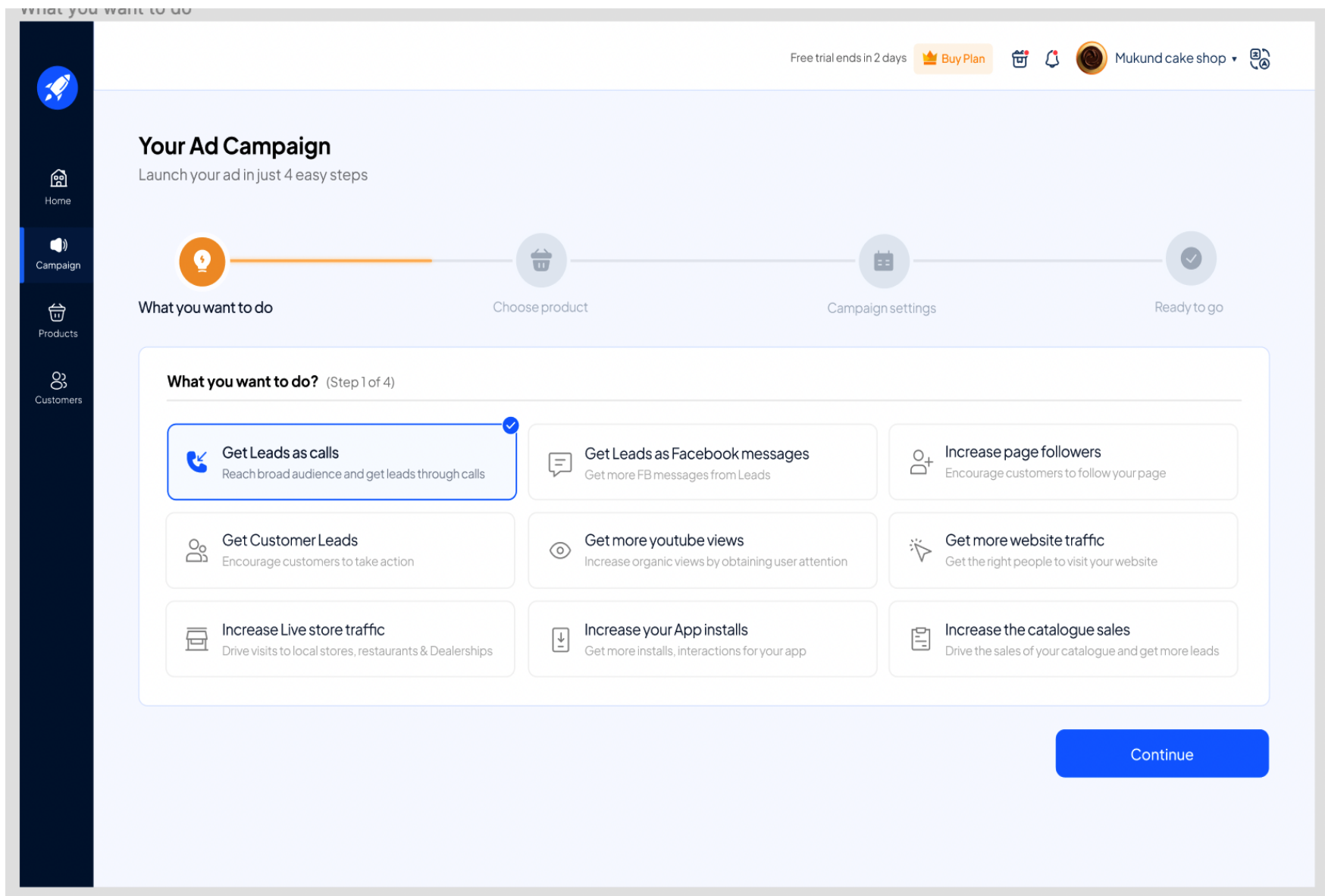
- 1. List of campaigns should be fetched from API.
- 2. Editable Fields:
 - a. on/off
- 3. User can able to delete a campaign
- 4. Filters:
 - a. Platform
 - b. Status
 - c. Date range

2. On Clicking the Create New Campaign Button,



Four steps in creating a campaigns,
 1. Choose the type of campaign

Campaign Name	Platform
Get Leads as call	Google
Get Leads as Facebook messages	FB
Increase Page followers	FB
Get Customer Leads	FB
Get More youtube views	Youtube
Get More website Traffic	Instagram
Increase Livestore Traffic	Google
Increase your app instals	Youtube
Increase the catalogue sales	Google



2. Choose the product
 a. Store a list of products in Database and choose a product to run campaign



Your Ad Campaign

Launch your ad in just 4 easy steps



What you want to do



Choose product



Campaign settings



Ready to go

Choose the Product (Step 2 of 4)



Bluberry cake with raw toppings
Rs: 2,290



Chocolate truffle cake
Rs: 2,190



Browine cake with fluffy cream
Rs: 1,222



Ferro rocher cake
Rs: 1,234



Custurd mixed with fruit cake
Rs: 2,456



Best raw topping choco cake
Rs: 2,345



Green cup cakes
Rs: 1,234



Blueberry topping cakes
Rs: 2,456



Strawberry cakes with blueberry
Rs: 2,345



Continue

3. Campaign Settings

- Budget and Timeline are same, skip this column
- Campaign Start date and end date
- Location Settings
 - If location tab is clicked, show location input field
 - If radius tab is clicked, target radius slider should be shown

Cmpaign settings

Free trial ends in 2 days [Buy Plan](#) Mukund cake shop

Your Ad Campaign

Launch your ad in just 3 easy steps

What you want to do **Choose product** Campaign settings **Ready to go**

Campaign Settings (Step 3 of 4)

1 Budget and dates info

Budget Timeline

Lifetime Daily

Start date End date

Enter campaign budget INR

100 **Rs. 2,000** 1,00,000

2 Location info

Location type

location Radius

Select Location

Select a place name, address or coordinates

Select target radius

1 24 Km 30

[Continue](#)

- Final step, show preview using static image and captions, on clicking start campaign store the campaign data in DB and show in the list of campaigns.

Free trial ends in 2 days [Buy Plan](#) Mukund cake shop

Your Ad Campaign

Launch your ad in just 3 easy steps

What you want to do **Choose product** Campaign settings **Ready to go**

Ready to go (Step 4 of 4)

Mukund Cake Shop
Sponsored

We are the best bakery around you. Please like my page to get updates on exciting offers and discounts

Mukund Cake Shop

[Change image](#) [Edit text](#)

Mukund Cake Shop
Sponsored

We are the best bakery around you. Please like my page to get updates on exciting offers and discounts

Mukund Cake Shop

Mukund Cake Shop
Sponsored

We are the best bakery around you. Please like my page to get updates on exciting offers and discounts

Mukund Cake Shop

Mukund Cake Shop
Sponsored

We are the best bakery around you. Please like my page to get updates on exciting offers and discounts

Mukund Cake Shop

[Start campaign](#)