


#17

Interleaved Randomized Benchmarking of gates with delay

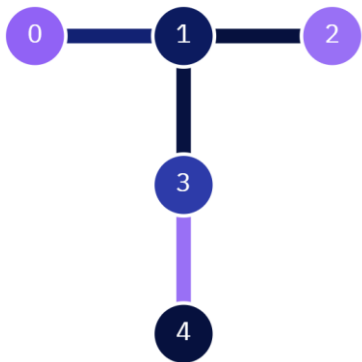
Mentee : Jeongwon Kim

Sungkyunkwan University, Masters in Nanoscience & Technology

Mentor : Toshinari Itoko



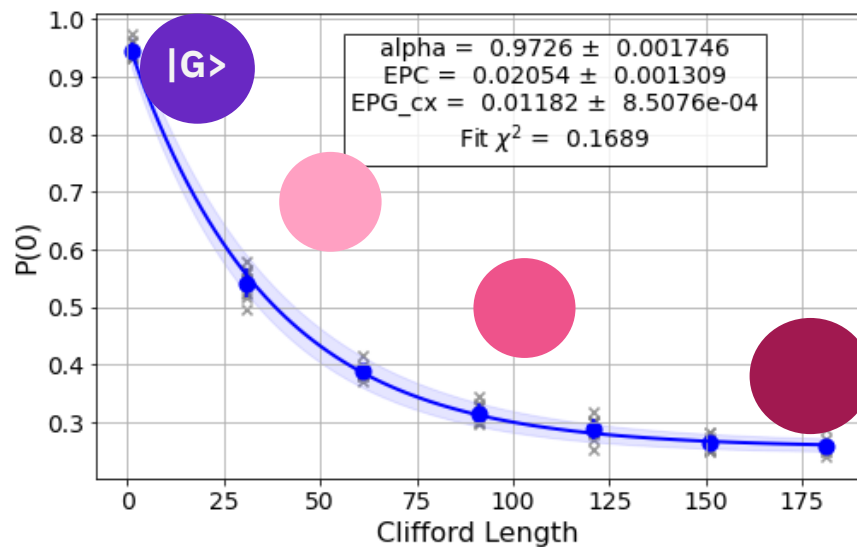
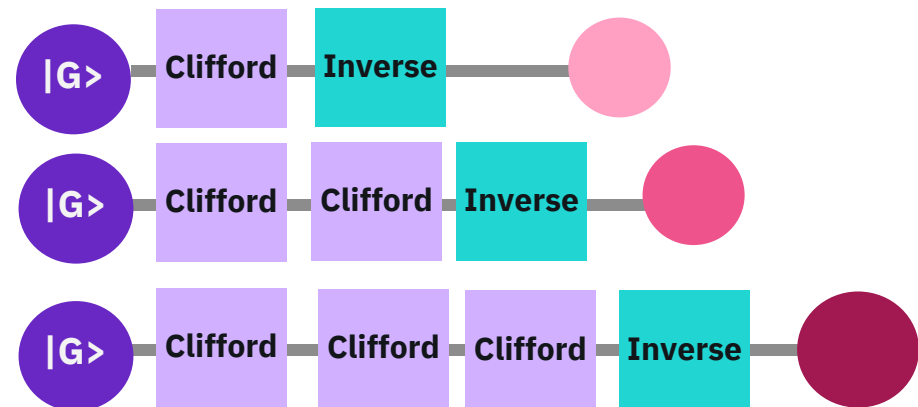
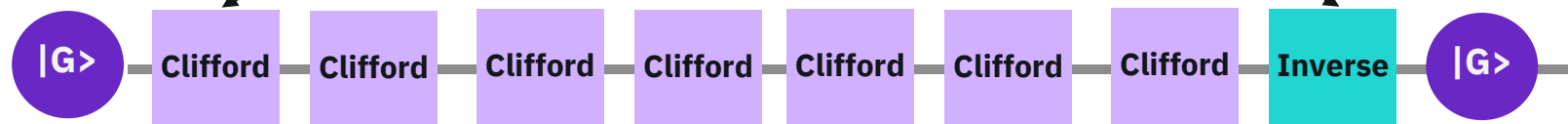
What is IRB? (Interleaved Randomized Benchmarking)



Qubit	T1 (us)	T2 (us)	Frequency (GHz)	Single-qubit Pauli-X error	CNOT error
Q0	110.84	142.61	5.301	3.093e-4	0_1: 1.089e-2
Q1	102.43	86.56	5.081	6.154e-4	1_3: 9.034e-3 1_2: 8.858e-3 1_0: 1.089e-2
Q2	108.84	169.83	5.322	2.517e-4	2_1: 8.858e-3
Q3	115.04	23.93	5.164	2.847e-4	3_4: 2.135e-2 3_1: 9.034e-3
Q4	119.2	146.01	5.052	4.357e-4	4_3: 2.135e-2

What is IRB? (Interleaved Randomized Benchmarking)

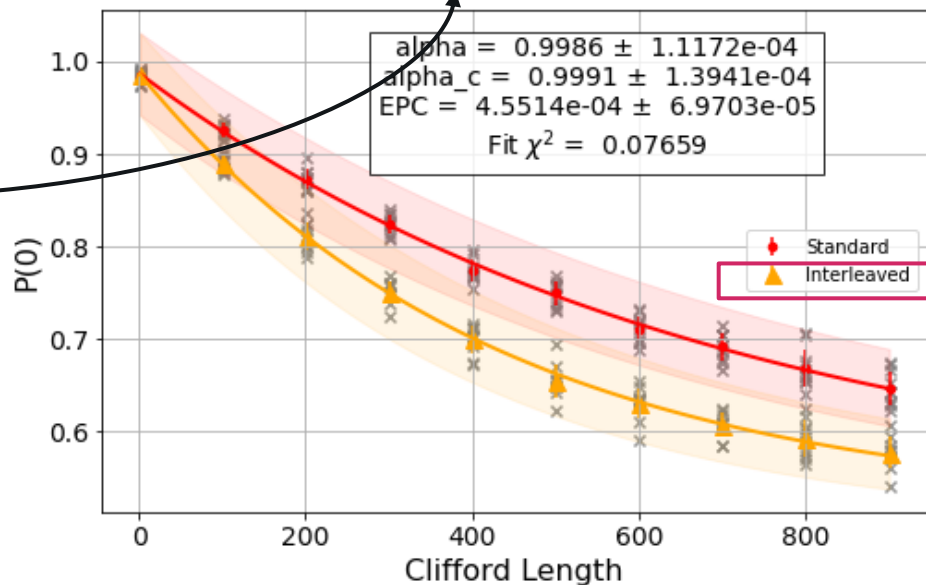
Identity



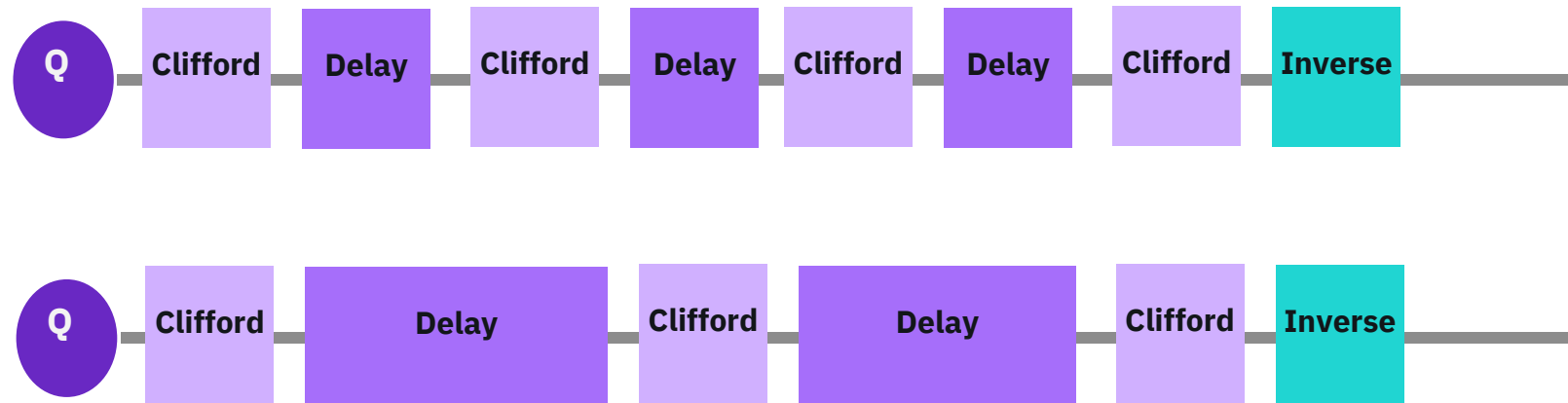
What is IRB? (Interleaved Randomized Benchmarking)



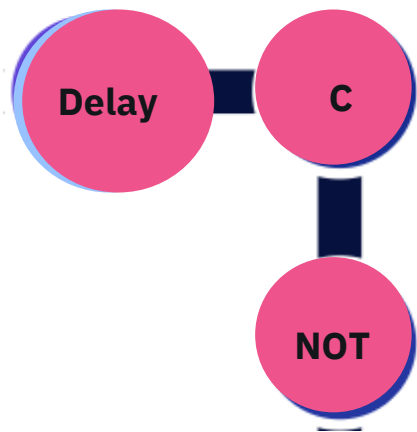
Identity



Project Goal : Interleave 'Delay' Instruction

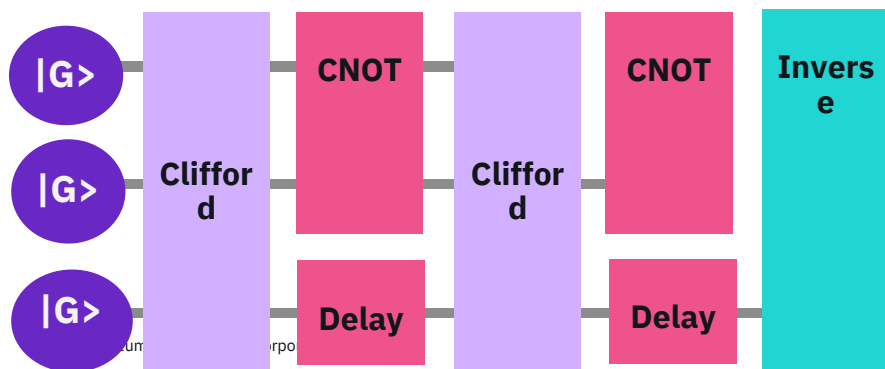


Why 'Delay' ?



→ T1, T2 → Theoretical Coherence Error
 → IRB with 'delay' → Real value

→ Theory explains the real world Well !!!



Set up the Virtual **Development Environment**

```
conda create -y -n QiskitDevenv python=3
conda activate QiskitDevenv
```

Installing Terra from **Source**

Installing from source requires that you have a C++ compiler on your system that supports C++11.

[Compiler for Linux](#)

[Compiler for macOS](#)

[Compiler for Windows](#)

On Windows, it is easiest to install the Visual C++ compiler from the [Build Tools for Visual Studio 2019](#). You can instead install Visual Studio version 2015 or 2017, making sure to select the options for installing the C++ compiler.

Randomized Benchmarking tutorial fails with the latest release #756

 **Open** bicycle315 opened this issue 6 days ago · 0 comments



bicycle315 commented 6 days ago · edited ▾



Informations

- Qiskit Experiments version: 0.2.0
- Python version: 3.9.7
- Operating system: Window

Assignees

No one assigned

Labels



