

**MIPS® Architecture Base:
nanoMIPS32™ Instruction Set Technical
Reference Manual**

Revision 01.01

April 27, 2018

Public

The MIPS logo is rendered in a bold, blue, sans-serif font. The letters are thick and blocky, with a distinctive design where the 'M' and 'I' are connected at the top, and the 'P' and 'S' have a similar blocky, rounded appearance. The 'M' has a sharp peak, while the 'I' is a simple vertical bar. The 'P' has a horizontal bar that extends to the right, and the 'S' is a thick, rounded shape with a horizontal bar at the top.

This publication contains proprietary information which is subject to change without notice and is supplied 'as is', without any warranty of any kind. Redistribution of this document is permitted with acknowledgement of the source.

Document Number: MD01247

Contents

1	Introduction	12
2	Instruction Summary	13
3	Instruction Definitions	24
	ADD	25
	ADDIU	26
	Format: ADDIU[32]	26
	Format: ADDIU[48]	26
	Format: ADDIU[GP48]	26
	Format: ADDIU[GP.B]	26
	Format: ADDIU[GP.W]	27
	Format: ADDIU[R1.SP]	27
	Format: ADDIU[R2]	27
	Format: ADDIU[RS5]	27
	Format: ADDIU[NEG]	28
	ADDIUPC	29
	Format: ADDIUPC[32]	29
	Format: ADDIUPC[48]	29
	ADDU	30
	Format: ADDU[32]	30
	Format: ADDU[16]	30
	Format: ADDU[4X4]	30
	ALIGN (Assembly alias)	32
	ALUIPC	33
	AND	34
	Format: AND[32]	34
	Format: AND[16]	34
	ANDI	35
	Format: ANDI[32]	35
	Format: ANDI[16]	35
	BALC	36
	Format: BALC[32]	36
	Format: BALC[16]	36
	BALRSC	37
	BBEQZC	38
	BBNEZC	39
	BC	40
	Format: BC[32]	40

Format: BC[16]	40
BEQC	41
Format: BEQC[32]	41
Format: BEQC[16]	41
BEQIC	42
BEQZC	43
Format: BEQZC[16]	43
BGEC	44
BGEIC	45
BGEIUC	46
BGEUC	47
BITREVB (Assembly alias)	48
BITREVBH (Assembly alias)	49
BITREVBW (Assembly alias)	50
BITSWAP (Assembly alias)	51
BLTC	52
BLTIC	53
BLTIUC	54
BLTUC	55
BNEC	56
Format: BNEC[32]	56
Format: BNEC[16]	56
BNEIC	57
BNEZC	58
Format: BNEZC[16]	58
BREAK	59
Format: BREAK[32]	59
Format: BREAK[16]	59
BRSC	60
BYTEREVH (Assembly alias)	61
BYTEREVW (Assembly alias)	62
CACHE/CACHEE	63
Format: CACHE	63
Format: CACHEE	63
CLO	68
CLZ	69
CRC32B	70
CRC32CB	71
CRC32CH	72
CRC32CW	73
CRC32H	74
CRC32W	75
DERET	76
DI	77
DIV	78
DIVU	79
DVP	80
EHB	82

EI	83
ERET/ERETNC	84
Format: ERET	84
Format: ERETNC	84
EVP	86
EXT	87
EXTW	88
GINVI	89
GINVT	90
INS	91
JALRC	92
Format: JALRC[32]	92
Format: JALRC[16]	92
JALRC.HB	93
JRC	94
LAPC (Assembly alias)	95
LB	96
Format: LB[U12]	96
Format: LB[16]	96
Format: LB[GP]	96
Format: LB[S9]	96
LBE	98
LBU	99
Format: LBU[U12]	99
Format: LBU[16]	99
Format: LBU[GP]	99
Format: LBU[S9]	99
LBUE	100
LBUX	101
LBX	102
LH	103
Format: LH[U12]	103
Format: LH[16]	103
Format: LH[GP]	103
Format: LH[S9]	103
LHE	105
LHU	106
Format: LHU[U12]	106
Format: LHU[16]	106
Format: LHU[GP]	106
Format: LHU[S9]	106
LHUE	107
LHUX	108
LHUXS	109
LHX	110
LHXS	111
LI	112
Format: LI[16]	112

Format: LI[48]	112
LL/LLE/LLWP/LLWPE	113
Format: LL	113
Format: LLE	113
Format: LLWP	113
Format: LLWPE	114
LSA	116
LUI	117
LW	118
Format: LW[U12]	118
Format: LW[16]	118
Format: LW[4X4]	118
Format: LW[GP16]	118
Format: LW[GP]	119
Format: LW[S9]	119
Format: LW[SP]	119
LWE	120
LWM	121
LWPC	123
LWX	124
LWXS	125
Format: LWXS[32]	125
Format: LWXS[16]	125
MFC0	126
MFHC0	127
MOD	128
MODU	129
MOVE	130
MOVE.BALC	131
MOVEP	132
Format: MOVEP	132
Format: MOVEP[REV]	132
MOVN	133
MOVZ	134
MTC0	135
MTHC0	136
MUH	137
MUHU	138
MUL	139
Format: MUL[32]	139
Format: MUL[4X4]	139
MULU	140
NOP	141
Format: NOP[32]	141
Format: NOP[16]	141
NOR	142
NOT[16]	143
OR	144

Format: OR[32]	144
Format: OR[16]	144
ORI	145
PAUSE	146
PREF/PREFE	148
Format: PREF[S9]	148
Format: PREF[U12]	148
Format: PREFE	148
RDHWR	152
RDPGPR	154
RESTORE/RESTORE.JRC	155
Format: RESTORE[32]	155
Format: RESTORE.JRC[16]	155
Format: RESTORE.JRC[32]	155
ROTR	158
ROTRV	159
ROTX	160
SAVE	163
Format: SAVE[16]	163
Format: SAVE[32]	163
SB	165
Format: SB[U12]	165
Format: SB[16]	165
Format: SB[GP]	165
Format: SB[S9]	165
SBE	167
SBX	168
SC/SCE/SCWP/SCWPE	169
Format: SC	169
Format: SCE	169
Format: SCWP	169
Format: SCWPE	170
SDBBP	174
Format: SDBBP[32]	174
Format: SDBBP[16]	174
SEB	175
SEH	176
SEQI	177
SH	178
Format: SH[U12]	178
Format: SH[16]	178
Format: SH[GP]	178
Format: SH[S9]	178
SHE	180
SHX	181
SHXS	182
SIGRIE	183
SLL	184

Format: SLL[32]	184
Format: SLL[16]	184
SLLV	185
SLT	186
SLTI	187
SLTIU	188
SLTU	189
SOV	190
SRA	191
SRAV	192
SRL	193
Format: SRL[32]	193
Format: SRL[16]	193
SRLV	194
SUB	195
SUBU	196
Format: SUBU[32]	196
Format: SUBU[16]	196
SW	197
Format: SW[U12]	197
Format: SW[16]	197
Format: SW[4X4]	197
Format: SW[GP]	197
Format: SW[GP16]	198
Format: SW[S9]	198
Format: SW[SP]	198
SWE	199
SWM	200
SWPC	202
SWX	203
SWXS	204
SYNC	205
SYNCI/SYNCIE	209
Format: SYNCI[S9]	209
Format: SYNCI[U12]	209
Format: SYNCIE	209
SYSCALL	213
Format: SYSCALL[32]	213
Format: SYSCALL[16]	213
TEQ	214
TLBINV	215
TLBINVF	216
TLBP	217
TLBR	218
TLBWI	219
TLBWR	220
TNE	221
UALH	222

UALW (Assembly alias)	223
UALWM	224
UASH	226
UASW (Assembly alias)	227
UASWM	228
WAIT	230
WRPGPR	231
WSBH (Assembly alias)	232
XOR	233
Format: XOR[32]	233
Format: XOR[16]	233
XORI	234
4 Shared Pseudocode Functions	235
4.1 Are64BitOperationsEnabled()	235
4.2 cacheop()	235
4.3 coprocessor_exception()	238
4.4 count_leading_zeros()	238
4.5 crc32()	238
4.6 debug_exception()	239
4.7 decode_gpr()	239
4.8 decode_va()	240
4.9 decode_va_mips64()	242
4.10 decode_va_segctl()	244
4.11 divide_integers()	247
4.12 effective_address()	247
4.13 EffectiveKSU()	248
4.14 exception()	248
4.15 get_asid()	251
4.16 get_c0_context_value()	251
4.17 get_cache_parameters()	252
4.18 get_num_ftlb_entries()	253
4.19 get_num_tlb_entries()	253
4.20 get_num_vtlb_entries()	253
4.21 ginvt()	254
4.22 IsCoprocesor0Enabled()	255
4.23 is_r6()	255
4.24 overflows()	255
4.25 pointers_are_64_bits()	256
4.26 read_memory_at_va()	256
4.27 sign_extend()	257
4.28 synci_step()	257
4.29 tlb_exception()	258
4.30 tlb_lookup_index()	259
4.31 tlb_map()	260
4.32 tlbinv()	262
4.33 tlbp()	263
4.34 tlbr()	264

4.35	tlbwi()	265
4.36	tlbwr()	267
4.37	unsigned()	268
4.38	va2pa()	269
4.39	va2pa_split()	271
4.40	write_memory_at_va()	271
4.41	zero_extend()	272
A	Specification Conventions	273
A.1	Assembly Instruction vs. Hardware Format	273
A.2	Instruction byte ordering and endianness	273
A.3	Pseudocode methodology	274
A.3.1	Python for pseudocode	274
A.3.2	The 'raise' keyword	275
A.3.3	Bitfield syntax using the "[]" (slicing) operator	275
A.3.4	Bitstring concatenation using the '@' operator	275
A.3.5	Signed vs unsigned values	276
A.3.6	Decode vs. Operation Pseudocode	276
A.3.7	Shared pseudocode functions	276
A.4	Instruction arguments	276
A.4.1	Argument alignment	277
A.4.2	Signed vs unsigned arguments	277
A.4.3	'x' fields	277
A.4.4	Hardware vs. assembler arguments	277
B	Opcode Map	278
B.1	MAJOR pool	278
B.2	P32 pool	278
B.3	P16 pool	278
B.4	PADDIU pool	279
B.5	P32A pool	279
B.6	PBAL pool	279
B.7	PGPW pool	280
B.8	PGPBH pool	280
B.9	PJ pool	280
B.10	P48I pool	280
B.11	PU12 pool	281
B.12	PLS.U12 pool	281
B.13	PBR1 pool	281
B.14	PLS.S9 pool	282
B.15	PBR2 pool	282
B.16	PBR1 pool	282
B.17	PLUI pool	282
B.18	P16.MV pool	283
B.19	P16.SR pool	283
B.20	P16.SHIFT pool	283
B.21	P16.4X4 pool	283
B.22	P16C pool	283

B.23	P16.LB pool	284
B.24	P16.A1 pool	284
B.25	P16.LH pool	284
B.26	P16.A2 pool	284
B.27	P16.ADDU pool	285
B.28	P16.BR pool	285
B.29	PRI pool	285
B.30	_POOL32A0 pool	285
B.31	_POOL32A7 pool	285
B.32	PGPLH pool	286
B.33	PGPSH pool	286
B.34	PBALRSC pool	286
B.35	PSR pool	286
B.36	PSHIFT pool	287
B.37	PROTX pool	287
B.38	PINS pool	287
B.39	PEXT pool	287
B.40	PPREF[U12] pool	288
B.41	PBR3A pool	288
B.42	PLS.S0 pool	288
B.43	PLS.S1 pool	288
B.44	PLS.E0 pool	289
B.45	PLS.WM pool	289
B.46	PLS.UAWM pool	289
B.47	P16.RI pool	289
B.48	POOL16C_0 pool	290
B.49	PADDIU[RS5] pool	290
B.50	P16.JRC pool	290
B.51	P16.BR1 pool	290
B.52	PSYSCALL pool	291
B.53	_POOL32A0_0 pool	291
B.54	_POOL32A0_1 pool	291
B.55	PLSX pool	292
B.56	POOL32Axf pool	292
B.57	PPSR pool	293
B.58	PSSL pool	293
B.59	PPREF[S9] pool	293
B.60	P.LL pool	293
B.61	PSC pool	294
B.62	PPREFE pool	294
B.63	P.LLE pool	294
B.64	P.SCE pool	294
B.65	P16.SYSCALL pool	294
B.66	POOL16C_00 pool	295
B.67	P.TRAP pool	295
B.68	P.CMOVE pool	295
B.69	P.SLTU pool	295
B.70	CRC32 pool	296

B.71	PPLSX pool	296
B.72	PPLSXS pool	296
B.73	POOL32Axf_4 pool	296
B.74	POOL32Axf_5 pool	297
B.75	P.DVP pool	297
B.76	POOL32Axf_5_group0 pool	297
B.77	POOL32Axf_5_group1 pool	298
B.78	POOL32Axf_5_group3 pool	298
B.79	ERETx pool	298

C Change Log 299

Chapter 1

Introduction

nanoMIPS™ is a variable length ISA containing 16, 32 and 48 bit wide instructions. It is designed to be portable at assembly level with other MIPS™ and microMIPS™ code, but contains a number of changes which enhance code density and efficiency. The key changes are the resizing of immediate values to allocate opcode space to the most frequently used cases, addition of new instructions to execute frequently used code sequences more efficiently, and changes to the optimized register set to target enhancements in the ABI conventions. In addition, branch delay slots and forbidden slots have been removed.

It is legal for a core to implement a specific subset of nanoMIPS™ instructions, known as the “nanoMIPS Subset” (NMS). Such cores have Config5.NMS (bit 21) set to 1. For some applications, the trade-off of reduced functionality in exchange for the reduced implementation cost of the smaller instruction set may be desirable. Instructions which are not implemented in the nanoMIPS™ subset are marked as “not available in NMS”.

This document is structured as follows:

The [Instruction Summary](#) chapter gives a summary of all the instructions in the base nanoMIPS™ ISA.

The [Instruction Definitions](#) chapter defines the behavior of every nanoMIPS™ instruction.

The [Shared Pseudocode Functions](#) chapter contains the shared pseudocode functions which are referenced by the instruction definitions.

The [Specification Conventions](#) appendix explains the conventions used in the instruction definitions and pseudocode.

The [Opcode Map](#) appendix gives a hierarchical view of the nanoMIPS™ opcode map.

The [Change Log](#) appendix contains the change log for this document.

Chapter 2

Instruction Summary

This chapter lists all instructions formats in the nanoMIPS™ base ISA, with a brief description of their operation and availability. The information in this chapter is intended as a summary only, and the reader should refer to the [Instruction Definitions](#) section for the precise specification.

Instruction	Operation	Availability
ADD rd, rs, rt	$rd = rs + rt$ # Trap on overflow	
ADDIU[32] rt, rs, u16	$rt = rs + u16$	
ADDIU[48] rt, s32	$rt = rt + s32$	Not in NMS
ADDIU[GP48] rt, gp, s32	$rt = gp + s32$	Not in NMS Not in P64 mode
ADDIU[GP.B] rt, gp, u18	$rt = gp + u18$	Not in P64 mode
ADDIU[GP.W] rt, gp, u21	$rt = gp + u21$ # Word aligned imm	Not in P64 mode
ADDIU[R1.SP] rt3, sp, u8	$rt3 = sp + u8$	
ADDIU[R2] rt3, rs3, u5	$rt3 = rs3 + u5$	
ADDIU[RS5] rt, s5	$rt = rt + s5$	
ADDIU[NEG] rt, rs, -u12	$rt = rs - u12$	
ADDIUPC[32] rt, s22	$rt = pc + s22$ # Halfword aligned imm	Not in P64 mode
ADDIUPC[48] rt, s32	$rt = pc + s32$	Not in NMS Not in P64 mode
ADDU[32] dst, src1, src2	$dst = src1 + src2$	
ADDU[16] rd3, rs3, rt3	$rd3 = rs3 + rt3$	
ADDU[4x4] rt4, rs4	$rt4 = rt4 + rs4$	Not in NMS
ALUIPC rt, %pcrel_hi(addr)	$rt = pcrel_hi(addr)$	

Instruction	Operation	Availability
AND[32] rd, rs, rt	rd = rs & rt	
AND[16] rt3, rs3	rt3 = rt3 & rs3	
ANDI[32] rt, rs, u12	rt = rs & u12	
ANDI[16] rt3, rs3, imm4	rt3 = rs3 & imm4	
BALC[32] addr	ra = next_pc; pc = addr	
BALC[16] addr	ra = next_pc; pc = addr	
BALRSC rt, rs	rt = next_pc; pc = next_pc + (rs<<1)	
BBEQZC rt, bit, addr	if ((rt>>bit) & 1) == 0: pc = addr	Not in NMS
BBNEZC rt, bit, addr	if ((rt>>bit) & 1) != 0: pc = addr	Not in NMS
BC[16] addr	pc = addr	
BC[32] addr	pc = addr	
BEQC[16] rs3, rt3, addr	if rs3 == rt3: pc = addr	Not in NMS
BEQC[32] rs, rt, addr	if rs == rt: pc = addr	
BEQIC rt, u7, addr	if rt == u7: pc = addr	
BEQZC[16] rt3, addr	if rt3 == 0: pc = addr	
BGEC rs, rt, addr	if rs >= rt: pc = addr	
BGEIC rt, u7, addr	if rt >= u7: pc = addr	
BGEIUC rt, u7, addr	if unsigned(rt) >= u7: pc = addr	
BGEUC rs, rt, addr	if unsigned(rs) >= unsigned(rt): pc = addr	
BLTC rs, rt, addr	if rs < rt: pc = addr	
BLTIC rt, u7, addr	if rt < u7: pc = addr	
BLTIUC rt, u7, addr	if unsigned(rt) < u7: pc = addr	
BLTUC rs, rt, addr	if unsigned(rs) < unsigned(rt): pc = addr	
BNEC[16] rs3, rt3, addr	if rs3 != rt3: pc = addr	Not in NMS
BNEC[32] rs, rt, addr	if rs != rt: pc = addr	
BNEIC rt, u7, addr	if rt != u7: pc = addr	

Instruction	Operation	Availability
BNEZC[16] rt3, addr	if rt3 != 0: pc = addr	
BREAK[16] code3	raise exception('BP')	
BREAK[32] code19	raise exception('BP')	
BRSC rs	pc = next_pc + (rs << 1)	
CACHE op, s9(rs)	cacheop(op, rs + s9)	Needs CP0
CACHEE op, s9((rs)	cacheop(op, rs + s9, eva=True)	If Config5.EVA=1 Needs CP0
CLO rt, rs	rt = count_leading_ones(rs,32)	Not in NMS
CLZ rt, rs	rt = count_leading_zeros(rs,32)	Not in NMS
CRC32B rt, rs	rt = crc32(rt, rs[7:0], 0xedb88320)	If Config5.CRCP=1
CRC32CB rt, rs	rt = crc32(rt, rs[7:0], 0x82f63b78)	If Config5.CRCP=1
CRC32CH rt, rs	rt = crc32(rt, rs[15:0], 0x82f63b78)	If Config5.CRCP=1
CRC32CW rt, rs	rt = crc32(rt, rs[31:0], 0x82f63b78)	If Config5.CRCP=1
CRC32H rt, rs	rt = crc32(rt, rs[15:0], 0xedb88320)	If Config5.CRCP=1
CRC32W rt, rs	rt = crc32(rt, rs[31:0], 0xedb88320)	If Config5.CRCP=1
DERET	pc = C0.DEPC; C0.Debug.DM = 0	If Debug present
DI rt	rt = C0.Status; C0.Status.IE = 0	Needs CP0
DIV rd, rs, rt	rd = rs / rt	
DIVU rd, rs, rt	rd = unsigned(rs) / unsigned(rt)	
DVP rt	rt = C0.VPEctl; C0.VPEctl.DIS = 1	If Config5.VP=1 Needs CP0
EHB	clear_execution_hazards()	
EI rt	rt = C0.Status; C0.Status.IE = 1	Needs CP0
ERET	pc = C0.EPC; C0.Status.EXL = 0; C0.LLAddr.LLB = 0	Needs CP0
ERETNC	pc = C0.EPC; C0.Status.EXL = 0; C0.LLAddr.LLB = <unchanged>	If Config5.LLB!=0 Needs CP0
EVP rt	rt = C0.VPEctl; C0.VPEctl.DIS = 0	If Config5.VP=1 Needs CP0
EXT rt, rs, pos, size	rt = rs[pos+size-1:pos]	Not in NMS

Instruction	Operation	Availability
EXTW rd, rs, rt, shift	rd = (rt[31:0] @ rs[31:0]) >> shift	
GINVI rs	globally_invalidate_icache(target=rs)	If Config5.GI>=2 Needs CP0
GINVT rs, type	globally_invalidate_tlb(va=rs, type)	If Config5.GI=3 Needs CP0
INS rt, rs, pos, size	rt[pos+size-1:size] = rs[size-1:0]	Not in NMS
JALRC.HB rt, rs	pc = rs; rt = next_pc; clear_instruction_hazards()	
JALRC[16] src	pc = src; ra = next_pc	
JALRC[32] dst, src	pc = src; dst = next_pc	
JRC rt	pc = rt	
LBE rt, s9(rs)	rt = MEM(rs + s9, BYTE, eva=True)	If Config5.EVA=1 Needs CP0
LBUE rt, s9(rs)	rt = unsigned(MEM(rs + s9, BYTE, eva=True))	If Config5.EVA=1 Needs CP0
LBUX rd, rs(rt)	rd = unsigned(MEM(rs + rt, BYTE))	
LBU[16] rt3, u2(rs3)	rt3 = unsigned(MEM(rs3 + u2, BYTE))	
LBU[GP] rt, u18(gp)	rt = unsigned(MEM(gp + u18, BYTE))	
LBU[S9] rt, s9(rs)	rt = unsigned(MEM(rs + s9, BYTE))	
LBU[U12] rt, u12(rs)	rt = unsigned(MEM(rs + u12, BYTE))	
LBX rd, rs(rt)	rd = MEM(rs + rt, BYTE)	
LB[16] rt3, u2(rs3)	rt3 = MEM(rs3 + u2, BYTE)	
LB[GP] rt, u18(gp)	rt = MEM(gp + u18, BYTE)	
LB[S9] rt, s9(rs)	rt = MEM(rs + s9, BYTE)	
LB[U12] rt, u12(rs)	rt = MEM(rs + u12, BYTE)	
LHE rt, s9(rs)	rt = MEM(rs + s9, HALF, eva=True)	If Config5.EVA=1 Needs CP0
LHUE rt, s9(rs)	rt = unsigned(MEM(rs + s9, HALF, eva=True))	If Config5.EVA=1 Needs CP0
LHUX rd, rs(rt)	rd = unsigned(MEM(rs + rt, HALF))	
LHUXS rd, rs(rt)	rd = unsigned(MEM(2*rs + rt), HALF))	

Instruction	Operation	Availability
LHU[16] rt3, u3(rs3)	rt3 = unsigned(MEM(rs3 + u3, HALF))	
LHU[GP] rt, u18(gp)	rt = unsigned(MEM(gp + u18, HALF))	
LHU[S9] rt, s9(rs)	rt = unsigned(MEM(rs + s9, HALF))	
LHU[U12] rt, u12(rs)	rt = unsigned(MEM(rs + u12, HALF))	
LHX rd, rs(rt)	rd = MEM(rs + rt, HALF)	
LHXS rd, rs(rt)	rd = MEM(2*rs + rt, HALF)	
LH[16] rt3, u3(rs3)	rt3 = MEM(rs3 + u3, HALF)	
LH[GP] rt, u18(gp)	rt = MEM(gp + u18, HALF)	
LH[S9] rt, s9(rs)	rt = MEM(rs + s9, HALF)	
LH[U12] rt, u12(rs)	rt = MEM(rs + u12, HALF)	
LI[16] rt3, imm7	rt3 = imm7	
LI[48] rt, s32	rt = s32	Not in NMS
LL rt, s9(rs)	rt = MEM(rs + s9, WORD); record_linked_address()	
LLE rt, s9(rs)	rt = MEM(rs + s9, WORD, eva=True); record_linked_address()	If Config5.EVA=1 Needs CP0
LLWP rt, ru, (rs)	rt = MEM(rs, WORD) ru = MEM(rs + 4, WORD) record_linked_address()	Required (Optional in NMS)
LLWPE rt, ru, (rs)	rt = MEM(rs, WORD, eva=True) ru = MEM(rs + 4, WORD, eva=True) record_linked_address()	If Config5.EVA=1 Needs CP0
LSA rd, rs, rt, u2	rd = (rs << u2) + rt	
LUI rt, %hi(imm)	rd = imm # Load upper 20 bits	
LWE rt, s9(rs)	rt = MEM(rs + s9, WORD, eva=True)	If Config5.EVA=1 Needs CP0
LWM rt, s9(rs), count	GPR[rt] = MEM(rs + s9, WORD) GPR[rt+1] = MEM(rs + s9 + 4, WORD) ...	Not in NMS
LWPC[48] rt, addr	rt = MEM(addr, WORD) # PC relative	Not in NMS

Instruction	Operation	Availability
LWX rd, rs(rt)	rd = MEM(rs + rt, WORD)	
LWXS[16] rd3, rs3(rt3)	rd3 = MEM(4*rs3 + rt3, WORD)	
LWXS[32] rd, rs(rt)	rd = MEM(4*rs + rt, WORD)	
LW[16] rt3, u6(rs3)	rt3 = MEM(rs3 + u6, WORD)	
LW[4X4] rt4, u4(rs4)	rt4 = MEM(rs4 + u4, WORD)	Not in NMS
LW[GP16] rt3, u9(gp)	rt3 = MEM(gp + u9, WORD)	
LW[GP] rt, u21(gp)	rt = MEM(gp + u21, WORD)	
LW[S9] rt, s9(rs)	rt = MEM(rs + s9, WORD)	
LW[SP] rt, u7(sp)	rt = MEM(sp + u7, WORD)	
LW[U12] rt, u12(rs)	rt = MEM(rs + u12, WORD)	
MFC0 rt, c0s, sel	rt = CP0(c0s, sel)	Needs CP0
MFHC0 rt, c0s, sel	rt = CP0(c0s, sel, hi=True)	Required (Optional in NMS) Needs CP0
MOD rd, rs, rt	rd = rs % rt	
MODU rd, rs, rt	rd = unsigned(rs) % unsigned(rt)	
MOVE rt, rs	rt = rs	
MOVE.BALC rd1, rt4, addr	rd1 = rt4; pc = addr; ra = next_pc	Not in NMS
MOVEP d1, d2, s1, s2	d1 = s1; d2 = s2	Not in NMS
MOVEP[REV] d1, d2, s1, s2	d1 = s1; d2 = s2	Not in NMS
MOVN rd, rs, rt	rd = rs if rt != 0 else rd	
MOVZ rd, rs, rt	rd = rs if rt == 0 else rd	
MTC0 rt, c0s, sel	CP0(c0s, sel) = rt	Needs CP0
MTHC0 rt, c0s, sel	CP0(c0s, sel, hi=True) = rt	Required (Optional in NMS) Needs CP0
MUH rd, rs, rt	rd = (rs * rt) >> 32	
MUHU rd, rs, rt	rd = (unsigned(rs)*unsigned(rd))>>32	
MULU rd, rs, rt	rd = unsigned(rs) * unsigned(rd)	
MUL[32] dst, src1, src2	dst = src1 * src2	

Instruction	Operation	Availability
MUL[4X4] rt4, rs4	rt4 = rt4 * rs4	Not in NMS
NOP[16]	# No operation	
NOP[32]	# No operation	
NOR rd, rs, rt	rd = ~(rs rt)	
NOT[16] rt3, rs3	rt3 = ~rs3	
ORI rt, rs, u12	rt = rs u12	
OR[16] rt3, rs3	rt3 = rs3 rt3	
OR[32] rd, rs, rt	rd = rs rt	
PAUSE	while C0.LLAddr.LLB: CPU.in_pause_state = True	
PREFE hint, s9(rs)	prefetch(hint, rs + s9, eva=True)	If Config5.EVA=1 Needs CP0
PREF[S9] hint, s9(rs)	prefetch(hint, rs + s9)	
PREF[U12] hint, u12(rs)	prefetch(hint, rs + u12)	
RDHWR rt, hs, sel	rt = HWRegister(hs, sel)	Not in NMS
RDPGPR rt, rs	rt = SRS[C0.SRSCtl.PSS][rs]	Needs CP0
RESTORE.JRC[16] args...	restore_caller_saved_regs(args...); pc = ra	
RESTORE.JRC[32] args...	restore_caller_saved_regs(args...); pc = ra	
RESTORE[32] args...	restore_caller_saved_regs(args...)	
ROTR rt, rs, shift	rt = (rs[31:0] @ rs[31:0]) >> shift	
ROTRV rd, rs, rt	rd = (rs[31:0] @ rs[31:0]) >> rt	
ROTX rt, rs, sft, sftx, str	rt = rotx(rs, sft, sftx, str)	Not in NMS
SAVE[16] args...	save_caller_saved_regs(args...)	
SAVE[32] args...	save_caller_saved_regs(args...)	
SBE rt, s9(rs)	MEM(rs + s9, BYTE, eva=True) = rt	If Config5.EVA=1 Needs CP0
SBX rd, rs(rt)	MEM(rs + rt, BYTE) = rd	Not in NMS

Instruction	Operation	Availability
SB[16] rt3, u2(rs3)	MEM(rs3 + u2, BYTE) = rt3	
SB[GP] rt, u18(gp)	MEM(gp + u18, BYTE) = rt	
SB[S9] rt, s9(rs)	MEM(rs + s9, BYTE) = rt	
SB[U12] rt, u12(rs)	MEM(rs + u12, BYTE) = rt	
SC rt, s(rs)	if <atomic>: MEM(rs + s, WORD) = rt rt = 1 else: rt = 0	
SCE rt, s9(rs)	if <atomic>: MEM(rs + s9, WORD, eva=True) = rt rt = 1 else: rt = 0	If Config5.EVA=1 Needs CP0
SCWP rt, ru, (rs)	if <atomic>: MEM(rs, WORD) = rt MEM(rs + 4, WORD) = ru rt = 1 else: rt = 0	Required (Optional in NMS)
SCWPE rt, ru, (rs)	if atomic: MEM(rs, WORD, eva=True) = rt MEM(rs + 4, WORD, eva=True) = ru rt = 1 else: rt = 0	If Config5.EVA=1 Needs CP0
SDBBP[16] code3	raise debug_exception('BP')	If Debug present
SDBBP[32] code19	raise debug_exception('BP')	If Debug present
SEB rt, rs	rt = sign_extend(rs[7:0])	Not in NMS
SEH rt, rs	rt = sign_extend(rs[15:0])	
SEQI rt, rs, u12	rt = 1 if rs == u12 else 0	
SHE rt, s9(rs)	MEM(rs + s9, HALF, eva=True) = rt	If Config5.EVA=1 Needs CP0
SHX rd, rs(rt)	MEM(rs + rt, HALF) = rd	Not in NMS
SHXS rd, rs(rt)	MEM(2*rs + rt, HALF) = rd	Not in NMS
SH[16] rt3, u3(rs3)	MEM(rs3 + u3, HALF) = rt3	

Instruction	Operation	Availability
SH[GP] rt, u18(gp)	MEM(gp + u18, HALF) = rt	
SH[S9] rt, s9(rs)	MEM(rs + s9, HALF) = rt	
SH[U12] rt, u12(rs)	MEM(rs + u12, HALF) = rt	
SIGRIE code19	raise exception('RI')	
SLLV rd, rs, rt	rd = rs << rt	
SLL[16] rt3, rs3, shift3	rt3 = rs3 << shift3	
SLL[32] rt, rs, shift	rt = rs << shift	
SLT rd, rs, rt	rd = 1 if rs < rt else 0	
SLTI rt, rs, u12	rd = 1 if rs < u12 else 0	
SLTIU rt, rs, u12	rd = 1 if unsigned(rs) < u12 else 0	
SLTU rd, rs, rt	rd = 1 if unsigned(rs) < unsigned(rt) else 0	
SOV rd, rs, rt	rd = 1 if overflows(rs+rt,32) else 0	
SRA rt, rs, shift	rt = rs >> shift	
SRAV rd, rs, rt	rd = rs >> rt	
SRLV rd, rs, rt	rd = unsigned(rs) >> rt	
SRL[16] rt3, rs3, shift3	rt3 = unsigned(rs3) >> shift3	
SRL[32] rt, rs, shift	rt = unsigned(rs) >> shift	
SUB rd, rs, rt	rd = rs - rt # Trap on overflow	Not in NMS
SUBU[16] rd3, rs3, rt3	rd3 = rs3 - rt3	
SUBU[32] rd, rs, rt	rd = rs - rt	
SWE rt, s9(rs)	MEM(rs + s9, WORD, eva=True) = rt	If Config5.EVA=1 Needs CP0
SWM rt, s9(rs), count	MEM(rs + s9, WORD) = GPR[rt] MEM(rs + s9 + 4, WORD) = GPR[rt+1] ...	Not in NMS
SWPC[48] rt, addr	MEM(addr, WORD) = rt # PC relative	Not in NMS
SWX rd, rs(rt)	MEM(rs + rt, WORD) = rd	Not in NMS
SWXS rd, rs(rt)	MEM(4*rs + rt, WORD) = rd	Not in NMS

Instruction	Operation	Availability
SW[16] rt3, u6(rs3)	MEM(rs3 + u6, WORD) = rt3	
SW[4X4] rt4, u4(rs4)	MEM(rs4 + u4, WORD) = rt4	Not in NMS
SW[GP16] rt3, u9(gp)	MEM(gp + u9, WORD) = rt3	
SW[GP] rt, u21(gp)	MEM(gp + u21, WORD) = rt	
SW[S9] rt, s9(rs)	MEM(rs + s9, WORD) = rt	
SW[SP] rt, u7(sp)	MEM(sp + u7, WORD) = rt	
SW[U12] rt, u12(rs)	MEM(rs + u12, WORD) = rt	
SYNC stype	sync_memory_access(stype)	
SYNClE s9(rs)	sync_icache(rs + s9, eva=True)	If Config5.EVA=1 Needs CP0
SYNCl[S9] s9(rs)	sync_icache(rs + s9)	
SYNCl[U12] u12(rs)	sync_icache(rs + u12)	
SYSCALL[16] code2	raise exception('SYSCALL')	
SYSCALL[32] code18	raise exception('SYSCALL')	
TEQ rs, rt, code5	if rs == rt: raise exception('TRAP')	Not in NMS
TLBINV	tlbinv() # Invalidate TLB	On TLB cores If Config5.IE>=2 Needs CP0
TLBINVF	tlbinv(flush=True) # Flush TLB	On TLB cores If Config5.IE>=2 Needs CP0
TLBP	tlbp() # Probe TLB	On TLB cores Needs CP0
TLBR	tlbr() # Read TLB	On TLB cores Needs CP0
TLBWI	tlbwi() # Write TLB Index	On TLB cores Needs CP0
TLBWR	tlbwr() # Write TLB Random	On TLB cores Needs CP0
TNE rs, rt, code5	if rs != rt: raise exception('TRAP')	Not in NMS
UALH rt, s9(rs)	# Unaligned OK... rt = MEM(rs + s9, HALF)	Not in NMS

Instruction	Operation	Availability
UALWM rt, s9(rs), count	# Unaligned OK... GPR[rt] = MEM(rs + s9, WORD) GPR[rt+1] = MEM(rs + s9 + 4, WORD) ...	Not in NMS
UASH rt, s9(rs)	# Unaligned OK... MEM(rs + s9, HALF) = rt	Not in NMS
UASWM rt, s9(rs), count	# Unaligned OK... MEM(rs + s9, WORD) = GPR[rt] MEM(rs + s9 + 4, WORD) = GPR[rt+1] ...	Not in NMS
WAIT code10	CPU.in_wait_state = True	
WRPGPR rt, rs	rs = SRS[C0.SRSCtl.PSS][rt]	Needs CP0
XORI rt, rs, u12	rt = rs ^ u12	
XOR[16] rt3, rs3	rt3 = rs3 ^ rt3	
XOR[32] rd, rs, rt	rd = rs ^ rt	

Chapter 3

Instruction Definitions

This chapter contains specifications for every instruction in the nanoMIPS™ base ISA. The reader should refer to the [Shared Pseudocode Functions](#) chapter for definitions of the shared functions used in the instruction pseudocode, and the [Specification Conventions](#) appendix for an explanation of the methodology used to specify the instruction behavior.

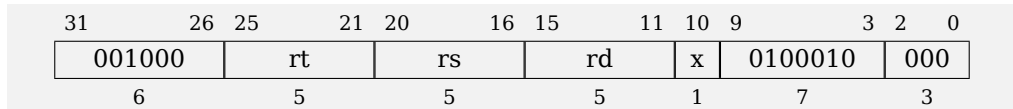
ADD

Assembly: ADD rd, rs, rt

Purpose: *Add.* Add two 32-bit signed integers in registers \$rs and \$rt, placing the 32-bit result in register \$rd, and trapping on overflow.

Availability: nanoMIPS, not available in NMS

Format:



Operation:

```

10 if C0.Config5.NMS == 1:
11     raise exception('RI')
12
13 sum = GPR[rs] + GPR[rt]
14 if overflows(sum, nbits=32):
15     raise exception('OV')
16
17 GPR[rd] = sign_extend(sum, from_nbits=32)

```

Exceptions: Overflow.

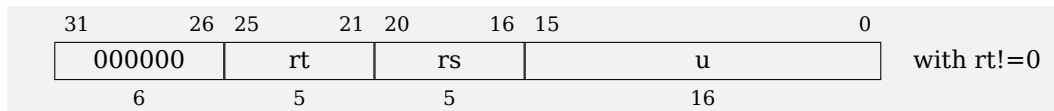
ADDIU

Assembly: ADDIU *rt*, *rs*, *imm*

Purpose: *Add Immediate (Untrapped)*. Add immediate value *imm* to the 32-bit integer value in register *\$rs*, placing the 32-bit result in register *\$rt*, and not trapping on overflow.

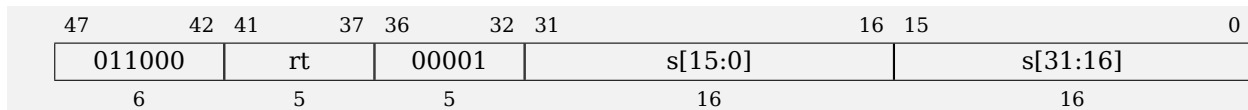
Availability: nanoMIPS, availability varies by format.

Format: ADDIU[32]



10 *imm* = *u*

Format: ADDIU[48], not available in NMS

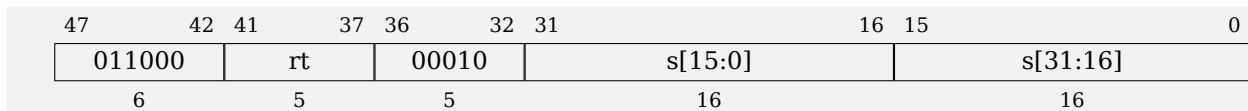


```

10 if C0.Config5.NMS == 1:
11     raise exception('RI')
12
13 imm = sign_extend(s, from_nbits=32)
14 rs = rt

```

Format: ADDIU[GP48], not available in NMS, not available in P64 mode

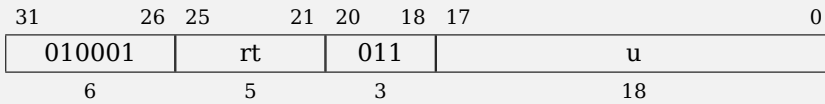


```

10 if C0.Config5.NMS == 1:
11     raise exception('RI')
12
13 if pointers_are_64_bits():
14     raise behaves_like('DADDIU[GP48]')
15
16 imm = sign_extend(s, from_nbits=32)
17 rs = 28

```

Format: ADDIU[GP.B], not available in P64 mode




```

10 if pointers_are_64_bits():
11     raise behaves_like('DADDIU[GP.B]')
12
13 imm = u
14 rs = 28

```

Format: ADDIU[GP.W], not available in P64 mode

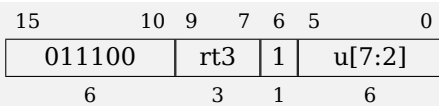


```

10 if pointers_are_64_bits():
11     raise behaves_like('DADDIU[GP.W]')
12
13 imm = u
14 rs = 28

```

Format: ADDIU[R1.SP], not available in P64 mode

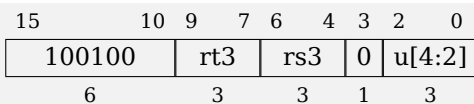


```

10 if pointers_are_64_bits():
11     raise behaves_like('DADDIU[R1.SP]')
12
13 rt = decode_gpr(rt3, 'gpr3')
14 rs = 29
15 imm = u

```

Format: ADDIU[R2]

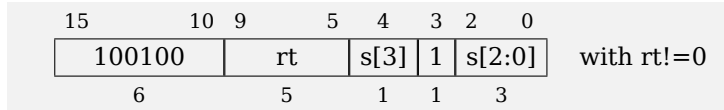


```

10 rt = decode_gpr(rt3, 'gpr3')
11 rs = decode_gpr(rs3, 'gpr3')
12 imm = u

```

Format: ADDIU[RS5]



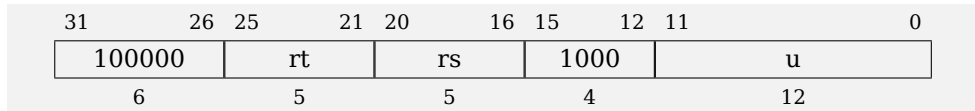
```

10 rs = rt
11 imm = sign_extend(s, from_nbits=4)

```

ADDIU[RS5] with rt=0 is used to provide a 16 bit NOP instruction.

Format: ADDIU[NEG]



```

10 imm = -u

```

Operation:

```

10 sum = GPR[rs] + imm
11 GPR[rt] = sign_extend(sum, from_nbits=32)

```

Exceptions: Reserved Instruction for ADDIU[48] and ADDIU[GP48] formats on NMS cores.


ADDIUPC

Assembly: ADDIUPC rt, imm

Purpose: *Add Immediate (Untrapped) to PC.* Compute address by adding immediate value imm to the PC and placing the result in register \$rt, not trapping on overflow.

Availability: nanoMIPS, availability varies by format.

Format: ADDIUPC[32], not available in P64 mode




```

10 if pointers_are_64_bits():
11     raise behaves_like('DADDIUPC[32]')
12
13 s = sign_extend(s[21] @ s[20:1] @ '0')
14 imm = s + 4

```

Format: ADDIUPC[48], not available in NMS, not available in P64 mode



```

10 if C0.Config5.NMS == 1:
11     raise exception('RI')
12
13 if pointers_are_64_bits():
14     raise behaves_like('DADDIUPC[48]')
15
16 s = sign_extend(s[31:16] @ s[15:0])
17 imm = s + 6

```

Operation:

```

10 GPR[rt] = effective_address(CPU.next_pc, s)

```

Exceptions: Reserved Instruction for ADDIUPC[48] format on NMS cores.


ADDU

Assembly: ADDU dst, src1, src2

Purpose: *Add (Untrapped)*. Add two 32-bit integers in registers \$src1 and \$src2, placing the 32-bit result in register \$dst, and not trapping on overflow.

Availability: nanoMIPS, availability varies by format.

Format: ADDU[32]

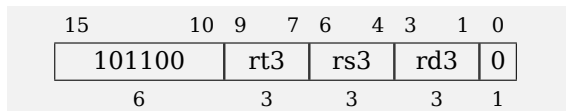


```

10 dst = rd
11 src1 = rs
12 src2 = rt
13
14 not_in_nms = False

```

Format: ADDU[16]

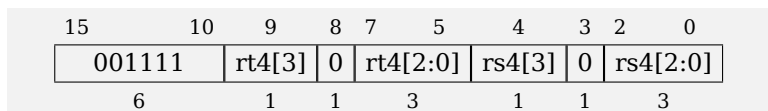


```

10 dst = decode_gpr(rd3, 'gpr3')
11 src1 = decode_gpr(rs3, 'gpr3')
12 src2 = decode_gpr(rt3, 'gpr3')
13
14 not_in_nms = False

```

Format: ADDU[4X4], not available in NMS



```

10 dst = decode_gpr(rt4, 'gpr4')
11 src1 = decode_gpr(rt4, 'gpr4')
12 src2 = decode_gpr(rs4, 'gpr4')
13
14 not_in_nms = True

```

Operation:

```
10 if not_in_nms and C0.Config5.NMS:  
11     raise exception('RI')  
12  
13 sum = GPR[src1] + GPR[src2]  
14 GPR[dst] = sign_extend(sum, from_nbits=32)
```

Exceptions: Reserved Instruction for ADDU[4X4] format on NMS cores.

ALIGN (Assembly alias)

Assembly: ALIGN rd, rs, rt, bp

Purpose: *Align.* Concatenate the 32 bit values in registers \$rt and \$rs, extract the word at specified byte position bp, and place the result in register \$rd.

Availability: Assembly alias

Expansion:

```
bp != 0:  
    EXTW rd, rs, rt, (4-bp)<<3
```

```
bp == 0:  
    MOVE rd, rt
```

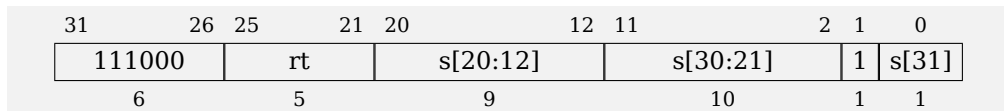
ALUIPC

Assembly: ALUIPC rt, %pcrel_hi(address)

Purpose: Add a Ligned Upper Immediate to PC. Compute a 4KB aligned PC relative address by adding an upper 20 bit immediate value to NextPC, discarding the lower 12 bits, and placing the result in register \$rt.

Availability: nanoMIPS

Format:



```

10 offset = sign_extend(s, from_nbits=32)
11 address = effective_address(CPU.next_pc, offset) & ~0xfff

```

Operation:

```

10 GPR[rt] = address

```

Exceptions: None.

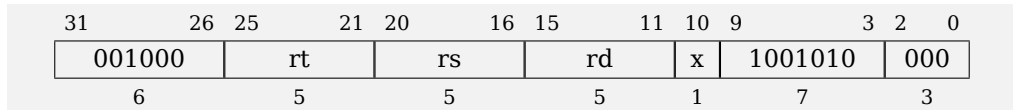
AND

Assembly: AND rd, rs, rt

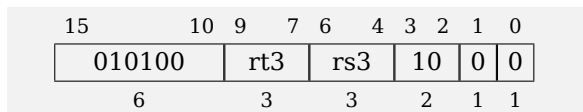
Purpose: AND. Compute logical AND of registers \$rs and \$rt, placing the result in register \$rd.

Availability: nanoMIPS

Format: AND[32]



Format: AND[16]



```

10 rt = decode_gpr(rt3, 'gpr3')
11 rs = decode_gpr(rs3, 'gpr3')
12 rd = rt

```

Operation:

```

10 GPR[rd] = GPR[rs] & GPR[rt]

```

Exceptions: None.

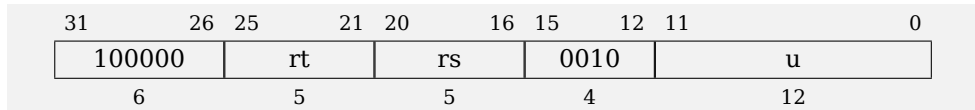
ANDI

Assembly: ANDI rt, rs, u

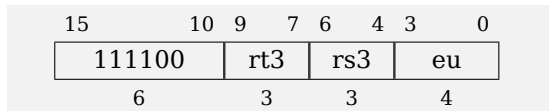
Purpose: *AND Immediate*. Compute logical AND of register \$rs and immediate u, placing the result in register \$rt.

Availability: nanoMIPS

Format: ANDI[32]



Format: ANDI[16]



```

10 rt = decode_gpr(rt3, 'gpr3')
11 rs = decode_gpr(rs3, 'gpr3')
12 u = (0x00ff if eu == 12 else
13      0xffff if eu == 13 else
14      eu)

```

Operation:

```

10 GPR[rt] = GPR[rs] & u

```

Exceptions: None.

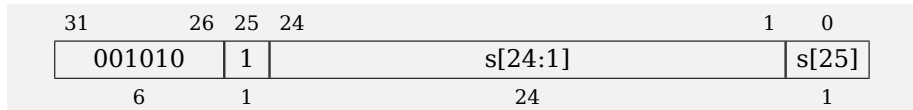
BALC

Assembly: BALC address

Purpose: *Branch And Link, Compact.* Unconditional PC relative branch to address, placing return address in register \$31.

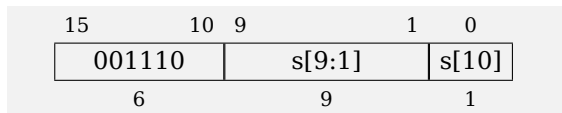
Availability: nanoMIPS

Format: BALC[32]



10 `offset = sign_extend(s, from_nbits=26)`

Format: BALC[16]



10 `offset = sign_extend(s, from_nbits=11)`

Operation:

10 `address = effective_address(CPU.next_pc, offset)`

11

12 `GPR[31] = CPU.next_pc`

13 `CPU.next_pc = address`

Exceptions: None.

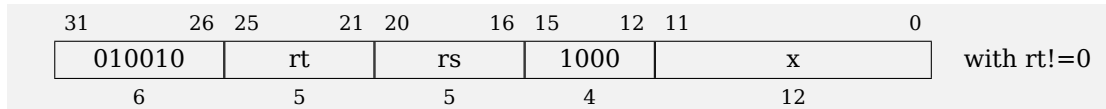
BALRSC

Assembly: BALRSC rt, rs

Purpose: *Branch And Link Register Scaled, Compact.* Unconditional branch to address NextPC + 2*\$rs, placing return address in register \$rt.

Availability: nanoMIPS

Format:



Operation:

```

10 address = effective_address(CPU.next_pc, offset=GPR[rs]<<1)
11
12 GPR[rt] = CPU.next_pc
13 CPU.next_pc = address

```

Exceptions: None.

BBEQZC

Assembly: BBEQZC rt, bit, address

Purpose: *Branch if Bit Equals Zero, Compact.* PC relative branch to address if bit bit of register \$rt is equal to zero.

Availability: nanoMIPS, not available in NMS

Format:

31	26 25	21 20	18 17 16	11 10	1 0
110010	rt	001	x	bit	s[10:1] s[11]
6	5	3	1	6	10 1

```
10 offset = sign_extend(s, from_nbits=12)
```

Operation:

```
10 if C0.Config5.NMS == 1:
11     raise exception('RI')
12
13 if bit >= 32 and not Are64BitOperationsEnabled():
14     raise exception('RI');
15
16 address = effective_address(CPU.next_pc, offset)
17
18 testbit = (GPR[rt] >> bit) & 1
19
20 if testbit == 0:
21     CPU.next_pc = address
```

Exceptions: Reserved Instruction on NMS cores.

BBNEZC

Assembly: BBNEZC rt, bit, address

Purpose: *Branch if Bit Not Equal to Zero, Compact.* PC relative branch to address if bit bit of register \$rt is not equal to zero.

Availability: nanoMIPS, not available in NMS

Format:

31	26 25	21 20	18 17	16	11 10	1	0
110010	rt	101	x	bit	s[10:1]	s[11]	
6	5	3	1	6	10	1	

```
10 offset = sign_extend(s, from_nbits=12)
```

Operation:

```
10 if C0.Config5.NMS == 1:
11     raise exception('RI')
12
13 if bit >= 32 and not Are64BitOperationsEnabled():
14     raise exception('RI');
15
16 address = effective_address(CPU.next_pc, offset)
17
18 testbit = (GPR[rt] >> bit) & 1
19
20 if testbit == 1:
21     CPU.next_pc = address
```

Exceptions: Reserved Instruction on NMS cores.

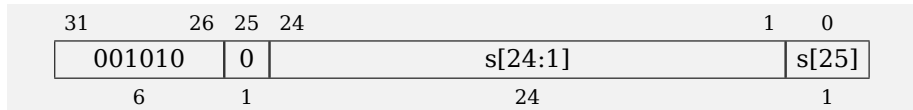
BC

Assembly: BC address

Purpose: *Branch, Compact.* Unconditional PC relative branch to address.

Availability: nanoMIPS

Format: BC[32]

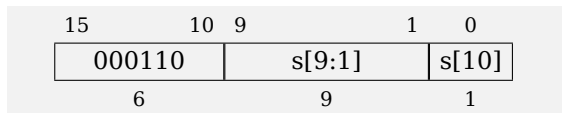


```

10 offset = sign_extend(s, from_nbits=26)
11 address = effective_address(CPU.next_pc, offset)

```

Format: BC[16]



```

10 offset = sign_extend(s, from_nbits=11)
11 address = effective_address(CPU.next_pc, offset)

```

Operation:

```

10 CPU.next_pc = address

```

Exceptions: None.

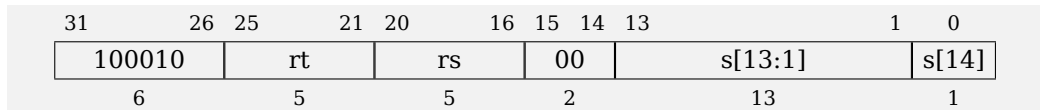
BEQC

Assembly: BEQC rs, rt, address

Purpose: *Branch if Equal, Compact.* PC relative branch to address if registers \$rs and \$rt are equal.

Availability: nanoMIPS, availability varies by format.

Format: BEQC[32]

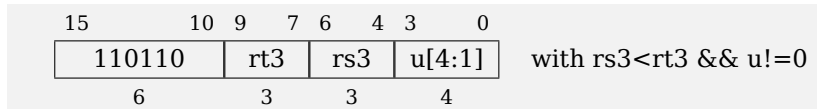


```

10 offset = sign_extend(s, from_nbits=15)
11 address = effective_address(CPU.next_pc, offset)
12
13 not_in_mms = False

```

Format: BEQC[16], not available in NMS



```

10 rs = decode_gpr(rs3, 'gpr3')
11 rt = decode_gpr(rt3, 'gpr3')
12
13 offset = u
14 address = effective_address(CPU.next_pc, offset)
15
16 not_in_mms = True

```

Operation:

```

10 if not_in_mms and C0.Config5.NMS == 1:
11     raise exception('RI')
12
13 if GPR[rs] == GPR[rt]:
14     CPU.next_pc = address

```

Exceptions: Reserved Instruction for BEQC[16] format on NMS cores.

BEQIC

Assembly: BEQIC rt, u, address

Purpose: *Branch if Equal to Immediate, Compact.* PC relative branch to address if value of register \$rt is equal to immediate value u.

Availability: nanoMIPS

Format:

31	26 25	21 20 18 17	11 10	1 0
110010	rt	000	u	s[10:1] s[11]
6	5	3	7	10 1

Operation:

```

10 offset = sign_extend(s, from_nbits=12)
11 address = effective_address(CPU.next_pc, offset)
12
13 if GPR[rt] == u:
14     CPU.next_pc = address

```

Exceptions: None.

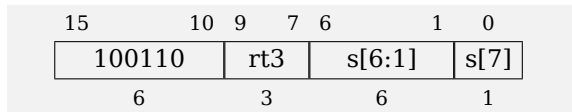
BEQZC

Assembly: BEQZC rt, address # when rt and address are in range

Purpose: *Branch if Equal to Zero, Compact.* PC relative branch to address if register \$rt equals zero.

Availability: nanoMIPS

Format: BEQZC[16]



Operation:

```

10 rt = decode_gpr(rt3, 'gpr3')
11 offset = sign_extend(s, from_nbits=8)
12 address = effective_address(CPU.next_pc, offset)
13
14 if GPR[rt] == 0:
15     CPU.next_pc = address

```

Exceptions: None.

BGEC

Assembly: BGEC rs, rt, address

Purpose: *Branch if Greater than or Equal, Compact.* PC relative branch to address if register \$rs is greater than or equal to register \$rt.

Availability: nanoMIPS

Format:

31	26 25	21 20	16 15 14 13	1 0
100010	rt	rs	10	s[13:1] s[14]
6	5	5	2	13 1

Operation:

```

10 offset = sign_extend(s, from_nbits=15)
11 address = effective_address(CPU.next_pc, offset)
12
13 if GPR[rs] >= GPR[rt]:
14     CPU.next_pc = address

```

Exceptions: None.

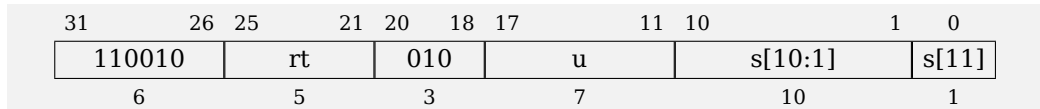
BGEIC

Assembly: BGEIC rt, u, address

Purpose: *Branch if Greater than or Equal to Immediate, Compact.* PC relative branch to address if signed register value \$rt is greater than or equal to immediate u.

Availability: nanoMIPS

Format:



Operation:

```

10 offset = sign_extend(s, from_nbits=12)
11 address = effective_address(CPU.next_pc, offset)
12
13 if GPR[rt] >= u:
14     CPU.next_pc = address

```

Exceptions: None.

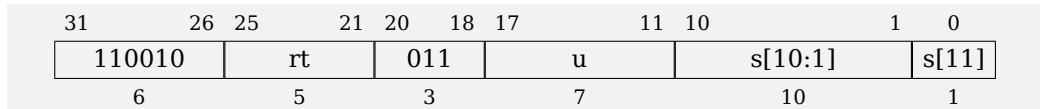
BGEIUC

Assembly: BGEIUC rt, u, address

Purpose: *Branch if Greater than or Equal to Immediate Unsigned, Compact.* PC relative branch to address if unsigned register \$rt is greater than or equal to immediate u.

Availability: nanoMIPS

Format:



Operation:

```

10 offset = sign_extend(s, from_nbits=12)
11 address = effective_address(CPU.next_pc, offset)
12
13 if unsigned(GPR[rt]) >= u:
14     CPU.next_pc = address

```

Exceptions: None.

BGEUC

Assembly: BGEUC rs, rt, address

Purpose: Branch if Greater than or Equal to Unsigned, Compact. PC relative branch to address if unsigned register \$rs is greater than or equal to unsigned register \$rt.

Availability: nanoMIPS

Format:

31	26	25	21	20	16	15	14	13	1	0
100010	rt		rs		11		s[13:1]		s[14]	
6	5		5		2		13		1	

Operation:

```

10 offset = sign_extend(s, from_nbits=15)
11 address = effective_address(CPU.next_pc, offset)
12
13 if unsigned(GPR[rs]) >= unsigned(GPR[rt]):
14     CPU.next_pc = address

```

Exceptions: None.

BITREVB (Assembly alias)

Assembly: BITREVB rt, rs

Purpose: *Bit Reverse in Bytes.* Reverse bits in each byte of 32-bit value in register \$rs, placing the result in register \$rt.

Availability: Assembly alias, not available in NMS

Expansion:

ROTX rt, rs, 7, 8, 1

BITREVVH (Assembly alias)

Assembly: BITREVVH rt, rs

Purpose: *Bit Reverse in Halfs*. Reverse bits in each halfword of 32-bit value in register \$rs, placing the result in register \$rt.

Availability: Assembly alias, not available in NMS

Expansion:

ROTX rt, rs, 15, 16

BITREVW (Assembly alias)

Assembly: BITREVW rt, rs

Purpose: *Bit Reverse in Word*. Reverse all bits in 32 bit register \$rs, placing the result in register \$rt.

Availability: Assembly alias, not available in NMS

Expansion:

ROTX rt, rs, 31, 0

BITSWAP (Assembly alias)

Assembly: BITSWAP *rt, rs*

Purpose: *Bitswap*. Reverse bits in each byte of 32-bit value in register *\$rs*, placing the result in register *\$rt*.

Availability: Assembly alias, not available in NMS

Expansion:

ROTX *rt, rs, 7, 8, 1*

The assembly alias BITSWAP is provided for compatibility with MIPS32™. Its behavior is equivalent to the new assembly alias BITREVB, whose name is chosen to fit consistently with the naming of other reversing instructions in nanoMIPS™.

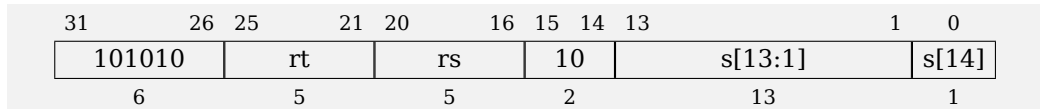
BLTC

Assembly: BLTC rs, rt, address

Purpose: *Branch if Less Than, Compact.* PC relative branch to address if signed register \$rs is less than signed register \$rt.

Availability: nanoMIPS

Format:



Operation:

```

10 offset = sign_extend(s, from_nbits=15)
11 address = effective_address(CPU.next_pc, offset)
12
13 if GPR[rs] < GPR[rt]:
14     CPU.next_pc = address

```

Exceptions: None.

BLTIC

Assembly: BLTIC rt, u, address

Purpose: *Branch if Less Than Immediate, Compact.* PC relative branch to address if signed register \$rt is less than immediate u.

Availability: nanoMIPS

Format:

31	26 25	21 20 18 17	11 10	1 0
110010	rt	110	u	s[10:1] s[11]
6	5	3	7	10 1

Operation:

```

10 offset = sign_extend(s, from_nbits=12)
11 address = effective_address(CPU.next_pc, offset)
12
13 if GPR[rt] < u:
14     CPU.next_pc = address

```

Exceptions: None.

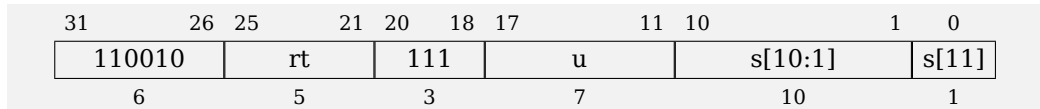
BLTIUC

Assembly: BLTIUC rt, u, address

Purpose: *Branch if Less Than Immediate Unsigned Compact.* PC relative branch to address if unsigned register \$rt is less than immediate u.

Availability: nanoMIPS

Format:



Operation:

```

10 offset = sign_extend(s, from_nbits=12)
11 address = effective_address(CPU.next_pc, offset)
12
13 if unsigned(GPR[rt]) < u:
14     CPU.next_pc = address

```

Exceptions: None.

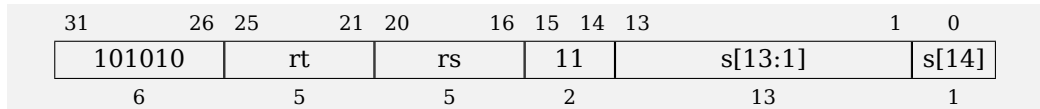
BLTUC

Assembly: BLTUC rs, rt, address

Purpose: *Branch if Less Than Unsigned, Compact.* PC relative branch to address if unsigned register \$rs is less than unsigned register \$rt.

Availability: nanoMIPS

Format:



Operation:

```

10 offset = sign_extend(s, from_nbits=15)
11 address = effective_address(CPU.next_pc, offset)
12
13 if unsigned(GPR[rs]) < unsigned(GPR[rt]):
14     CPU.next_pc = address

```

Exceptions: None.

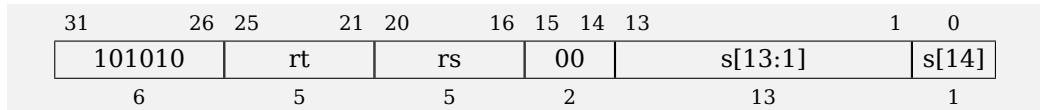
BNEC

Assembly: BNEC rs, rt, address

Purpose: *Branch Not Equal, Compact.* PC relative branch to address if register \$rs is not equal to register \$rt.

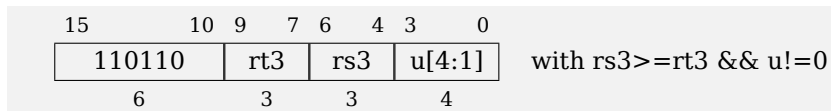
Availability: nanoMIPS, availability varies by format.

Format: BNEC[32]



```
10 offset = sign_extend(s, from_nbits=15)
```

Format: BNEC[16], not available in NMS



```
10 if C0.Config5.NMS == 1:
11     raise exception('RI')
12
13 rs = decode_gpr(rs3, 'gpr3')
14 rt = decode_gpr(rt3, 'gpr3')
15 offset = u
```

Operation:

```
10 address = effective_address(CPU.next_pc, offset)
11
12 if GPR[rs] != GPR[rt]:
13     CPU.next_pc = address
```

Exceptions: Reserved Instruction for BNEC[16] format on NMS cores.

BNEIC

Assembly: BNEIC rt, u, address

Purpose: *Branch if Not Equal to Immediate, Compact.* PC relative branch to address if register \$rt is not equal to immediate u.

Availability: nanoMIPS

Format:

31	26 25	21 20 18 17	11 10	1 0
110010	rt	100	u	s[10:1] s[11]
6	5	3	7	10 1

Operation:

```

10 offset = sign_extend(s, from_nbits=12)
11 address = effective_address(CPU.next_pc, offset)
12
13 if GPR[rt] != u:
14     CPU.next_pc = address

```

Exceptions: None.

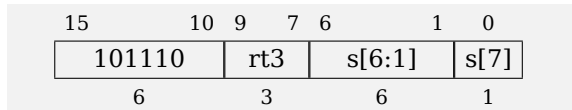
BNEZC

Assembly: BNEZC rt, address

Purpose: *Branch if Not Equal to Zero, Compact.* PC relative branch to address if register \$rt is not equal to zero.

Availability: nanoMIPS

Format: BNEZC[16]



```

10 rt = decode_gpr(rt3, 'gpr3')
11 offset = sign_extend(s, from_nbits=8)

```

Operation:

```

10 address = effective_address(CPU.next_pc, offset)
11
12 if GPR[rt] != 0:
13     CPU.next_pc = address

```

Exceptions: None.

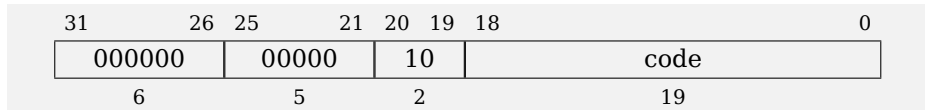
BREAK

Assembly: BREAK code

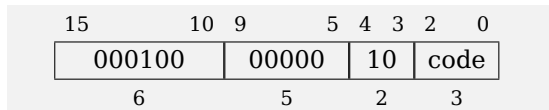
Purpose: *Break*. Cause a Breakpoint exception.

Availability: nanoMIPS

Format: BREAK[32]



Format: BREAK[16]



Operation:

10 `raise` exception('BP')

Exceptions: Breakpoint.

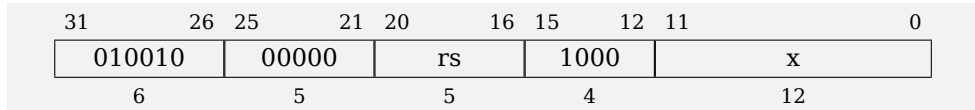
BRSC

Assembly: BRSC rs

Purpose: *Branch Register Scaled, Compact.* Unconditional branch to address $\text{NextPC} + 2*\$rs$.

Availability: nanoMIPS

Format:



Operation:

```

10 address = effective_address(CPU.next_pc, offset=GPR[rs]<<1)
11
12 CPU.next_pc = address

```

Exceptions: None.

BYTEREVH (Assembly alias)

Assembly: BYTEREVH *rt*, *rs*

Purpose: *Byte Reverse in Halfs*. Reverse bytes in each halfword of 32-bit value in register $\$rs$, placing the result in register $\$rt$.

Availability: Assembly alias, not available in NMS

Expansion:

ROTX *rt*, *rs*, 8, 24

BYTEREVW (Assembly alias)

Assembly: BYTEREVW rt, rs

Purpose: *Byte Reverse in Word*. Reverse each byte in word value in register \$rs, placing the result in register \$rt.

Availability: Assembly alias, not available in NMS

Expansion:

ROTX rt, rs, 24, 8

CACHE/CACHEE

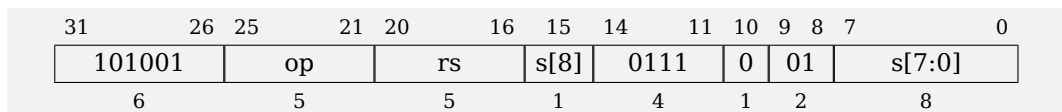
Assembly:

CACHE op, offset(rs)
 CACHEE op, offset(rs)

Purpose: *Cache operation/Cache operation using EVA addressing.* Perform cache operation of type op at address \$rs +offset (register plus immediate). For CACHEE, translate the virtual address as though the core is in user mode, although it is actually in kernel mode.

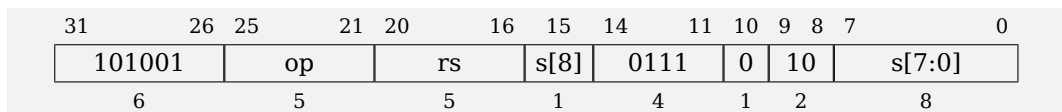
Availability: nanoMIPS. Requires CP0 privilege, availability varies by format.

Format: CACHE



```
10 offset = sign_extend(s, from_nbits=9)
11 is_eva = False
```

Format: CACHEE, present when Config5.EVA=1.



```
10 offset = sign_extend(s, from_nbits=9)
11 is_eva = True
```

Operation:

```
10 # NMS core without caches gives RI (not Coprocessor Unusable) exception.
11 if (C0.Config5.NMS and C0.Config1.DL == 0 and C0.Config1.IL == 0
12     and C0.Config2.SL == 0 and C0.Config2.TL == 0
13     and C0.Config5.L2C == 0):
14     raise exception('RI')
15
16 if is_eva and not C0.Config5.EVA:
17     raise exception('RI')
18
19 if not IsCoprocessor0Enabled():
20     raise coprocessor_exception(0)
21
22 va = effective_address(GPR[rs], offset, 'Load', eva=is_eva)
```



```

23
24 # Behavior for index cacheops is unpredictable if address is not unmapped.
25 if op <= 11: # Index cacheop
26     translation_type, description, result_args = decode_va(va, eva=is_eva)
27     if translation_type != 'unmapped':
28         raise UNPREDICTABLE('Index cacheop unpredictable with VA not unmapped')
29
30 pa, cca = va2pa(va, 'Cacheop', eva=is_eva)
31
32 if cca == 2 or cca == 7:
33     if C0.Config.AT >= 2:
34         pass # Cacheop to uncached address is a nop in R6
35     else:
36         raise UNPREDICTABLE('Cacheop to uncached address is unpredictable')
37
38 else:
39     cacheop(va, pa, op)

```

The CACHE/CACHEE instructions perform the cache operation specified by argument 'op' on the register plus immediate address \$rs +offset. For CACHEE, the virtual address is translated as though the core is in user mode, although it is actually in kernel mode.

The 'op' argument is a 5 bit value specifying one of the following the possible cache operations, which are described in more detail below:

'op'	Operation	Availability
0	ICache Index Invalidate	Required (if ICache present)
1	DCache Index Writeback Invalidate	Required (if DCache present)
2	TCache Index Writeback Invalidate	Required (if TCache present)
3	SCache Index Writeback Invalidate	Required (if SCache present)
4	ICache Index Load Tag	Recommended (if ICache present)
5	DCache Index Load Tag	Recommended (if DCache present)
6	TCache Index Load Tag	Recommended (if TCache present)
7	SCache Index Load Tag	Recommended (if SCache present)
8	ICache Index Store Tag	Required (if ICache present)
9	DCache Index Store Tag	Required (if DCache present)
10	TCache Index Store Tag	Required (if TCache present)
11	SCache Index Store Tag	Required (if SCache present)
12	ICache Implementation Dependent Op	Optional (if ICache present)
13	DCache Implementation Dependent Op	Optional (if DCache present)
14	TCache Implementation Dependent Op	Optional (if TCache present)
15	SCache Implementation Dependent Op	Optional (if SCache present)
16	ICache Hit Invalidate	Required (if ICache present)
17	DCache Hit Invalidate	Optional (if DCache present)
18	TCache Hit Invalidate	Optional (if TCache present)
19	SCache Hit Invalidate	Optional (if SCache present)
20	ICache Fill	Recommended (if ICache present)
21	DCache Hit Writeback Invalidate	Recommended (if DCache present)

'op'	Operation	Availability
22	TCache Hit Writeback Invalidate	Recommended (if TCache present)
23	SCache Hit Writeback Invalidate	Recommended (if SCache present)
24	Unused	
25	DCache Hit Writeback	Recommended (if DCache present)
26	TCache Hit Writeback	Recommended (if TCache present)
27	SCache Hit Writeback	Recommended (if SCache present)
28	ICache Fetch and Lock	Recommended (if ICache present)
29	DCache Fetch and Lock	Recommended (if DCache present)
30	Unused	
31	Unused	

Index cacheops (those with `op <= 11` and optionally the implementation dependent cases `12 <= op <= 15`) are operations where the input address is treated as an index into the target cache array. The rules for constructing the index are given in the `cacheop()` function pseudocode.

'Hit' cacheops are operations where the input address is treated as a virtual memory address. The operation will target the cache line containing data for that virtual address, if it is present in the cache.

The operations listed above behave as follows:

- *ICache Index Invalidate* (`op=0`): Set the state of the instruction cache line at the specified index to invalid.
- *D/T/S Cache Index Writeback Invalidate* (`op=1,2,3`): If the cache line at the specified index is valid and dirty, write the line back to the memory address specified by the cache tag. Whether or not the line was dirty, set the state of the cache line to invalid. For a write-through cache, the writeback step is not required and this is effectively a Cache Index Invalidate operation. This cache operation is required and may be used by software to invalidate the entire data cache by stepping through all indices. Note that the Index Store Tag operation must be used to initialize the cache at power up.
- *I/D/T/S Cache Index Load Tag* (`op=4,5,6,7`): Read the tag for the cache line at the specified index into the TagLo and TagHi Coprocessor 0 registers. If the DataLo and DataHi registers are implemented, also read the data corresponding to the byte index into the DataLo and DataHi registers. This operation must not cause a Cache Error Exception. The granularity and alignment of the data read into the DataLo and DataHi registers is implementation-dependent, but is typically the result of an aligned access to the cache, ignoring the appropriate low-order bits of the byte index.
- *I/D/T/S Cache Index Store Tag* (`op=8,9,10,11`): Write the tag for the cache block at the specified index from the TagLo and TagHi Coprocessor 0 registers. This operation must not cause a Cache Error Exception. This required encoding may be used by software to initialize the entire instruction or data caches by stepping through all valid indices. Doing so requires that the TagLo and TagHi registers associated with the cache be initialized to zero first.
- *I/D/T/S Cache Implementation Dependent Op* (`op=12,13,14,15`): Available for implementation dependent operation.

- *I/D/T/S Cache Hit Invalidate* (op=16,17,18,19): If the cache block contains the specified address, set the state of the cache block to invalid. This required encoding may be used by software to invalidate a range of addresses from the instruction cache by stepping through the address range by the line size of the cache. In multiprocessor implementations with coherent caches, the operation may optionally be broadcast to all coherent caches within the system.
- *ICache Fill* (op=20): Fill the cache from the specified virtual address.
- *D/T/S Hit Writeback Invalidate* (op=21,22,23): For the cache line (if any) which contains the specified address: if the cache line is valid and dirty, write the line back to the memory address specified by the cache tag. Whether or not the line was dirty, set the state of the cache line to invalid. For a write-through cache, the writeback step is not required and this is effectively a Cache Hit Invalidate operation. This cache operation is required and may be used by software to invalidate a range of addresses from the data cache by stepping through the address range by the line size of the cache. In multiprocessor implementations with coherent caches, the operation may optionally be broadcast to all coherent caches within the system.
- *D/T/S Hit Writeback* (op=25,26,27): If the cache block contains the specified address and it is valid and dirty, write the contents back to memory. After the operation is completed, leave the state of the line valid, but clear the dirty state. For a write-through cache, this operation may be treated as a nop. In multiprocessor implementations with coherent caches, the operation may optionally be broadcast to all coherent caches within the system.
- *I/D Fetch and Lock* (op=28,29): If the cache does not contain the specified virtual address, fill it from memory, performing a write-back if required. Set the state to valid and locked. The way selected on a fill from memory is implementation dependent. The lock state may be cleared by executing an Index Invalidate, Index Writeback Invalidate, Hit Invalidate, or Hit Writeback Invalidate operation to the locked line, or via an Index Store Tag operation to the line that clears the lock bit. It is implementation dependent whether a locked line is displaced as the result of an external invalidate or intervention that hits on the locked line. Software must not depend on the locked line remaining in the cache if an external invalidate or intervention would invalidate the line if it were not locked. It is implementation dependent whether a Fetch and Lock operation affects more than one line. For example, more than one line around the referenced address may be fetched and locked. It is recommended that only the single line containing the referenced address be affected.

It is implementation dependent whether the input address for an Index cacheop is converted into a physical address by the MMU, so to avoid the possibility of generating a TLB exception, the index value should always be converted to an unmapped address (such as a kseg0 address by ORing the index with 0x80000000) before being used by the cache instruction. For example, the following code sequence performs a data cache Index Store Tag operation using the index passed in GPR a0:

```
li      a1, 0x80000000      /* Base of kseg0 segment */
or      a0, a0, a1         /* Convert index to kseg0 address */
cache   DCIndexStTag, 0(a1) /* Perform the index store tag operation */
```

Some CACHE/CACHEE operations may result in a Cache Error exception. For example, if a Writeback operation detects a cache or bus error during the processing of the operation, that error is reported

via a Cache Error exception. Also, a Bus Error Exception may occur if a bus operation invoked by this instruction is terminated in an error. However, cache error exceptions must not be triggered by an Index Load Tag or Index Store tag operation, as these operations are used for initialization and diagnostic purposes.

It is implementation dependent whether a data watch is triggered by a cache instruction whose address matches the Watch register address match conditions. The preferred implementation is not to match on the CACHE/CACHEE instructions.

The operation of the instruction is UNPREDICTABLE if the cache line that contains the CACHE instruction is the target of an invalidate or a writeback invalidate operation.

If this instruction is used to lock all ways of a cache at a specific cache index, the behavior of that cache to subsequent cache misses to that cache index is UNDEFINED.

The effective address may be arbitrarily aligned. The CACHE/CACHEE instructions never causes an Address Error Exception due to a non-aligned address.

The CACHE instruction and the memory transactions which are sourced by the CACHE instruction, such as cache refill or cache writeback, obey the ordering and completion rules of the SYNC instruction. Any use of this instruction that can cause cacheline writebacks should be followed by a subsequent SYNC instruction to avoid hazards where the writeback data is not yet visible at the next level of the memory hierarchy.

For multiprocessor implementations that maintain coherent caches, some of the Hit type operations may optionally affect all coherent caches within the implementation. In this case, if the effective address uses a coherent Cache Coherency Attribute (CCA), then the operation is globalized, meaning it is broadcast to all of the coherent caches within the system. If the effective address does not use one of the coherent CCAs, there is no broadcast of the operation. If multiple levels of caches are to be affected by one CACHE instruction, all of the affected cache levels must be processed in the same manner - either all affected cache levels use the globalized behavior or all affected cache levels use the non-globalized behavior.

Exceptions:

Address Error. Bus Error. Cache Error. Coprocessor Unusable. Reserved Instruction on NMS cores without caches. Reserved Instruction for CACHEE if EVA not implemented. TLB Invalid. TLB Refill.

CLO

Assembly: CLO rt, rs

Purpose: *Count Leading Ones.* Count leading ones in 32-bit register value \$rs, placing the result in register \$rt.

Availability: nanoMIPS, not available in NMS

Format:

31	26 25	21 20	16 15	9 8	6 5	3 2	0
001000	rt	rs	0100101	100	111	111	
6	5	5	7	3	3	3	

Operation:

```

10 if C0.Config5.NMS == 1:
11     raise exception('RI')
12
13 input = GPR[rs]
14
15 i = 0
16 while i < 32:
17     if input[31 - i] != 1: break
18     i += 1
19
20 GPR[rt] = i

```

Exceptions: Reserved Instruction on NMS cores.

CLZ

Assembly: CLZ rt, rs

Purpose: *Count Leading Zeros.* Count leading zeros in 32-bit register value \$rs, placing the result in register \$rt.

Availability: nanoMIPS, not available in NMS

Format:

31	26 25	21 20	16 15	9 8	6 5	3 2	0
001000	rt	rs	0101101	100	111	111	
6	5	5	7	3	3	3	

Operation:

```

10 if C0.Config5.NMS == 1:
11     raise exception('RI')
12
13 input = GPR[rs]
14
15 i = 0
16 while i < 32:
17     if input[31 - i] != 0: break
18     i += 1
19
20 GPR[rt] = i

```

Exceptions: Reserved Instruction on NMS cores.

CRC32B

Assembly: CRC32B rt, rs

Purpose: *CRC32 Byte*. Generate a 32-bit CRC value \$rt based on the reversed polynomial 0xEDB88320, using cumulative 32-bit CRC value \$rt and right-justified byte-sized message \$rs as inputs.

Availability: nanoMIPS. Optional, present when Config5.CRCP=1.

Format:

31	26	25	21	20	16	15	13	12	10	9	6	5	4	3	2	0
001000	rt		rs		x	000		1111		1	01		000			
6	5		5		3	3		4		1	2		3			

Operation:

```

10 if C0.Config5.CRCP == 0:
11     raise exception('RI')
12
13 result = crc32(value=GPR[rt], message=GPR[rs], nbits=8, poly=0xEDB88320)
14
15 GPR[rt] = sign_extend(result, from_nbits=32)

```

Exceptions: Reserved Instruction on cores without CRC support.

CRC32CB

Assembly: CRC32CB rt, rs

Purpose: *CRC32 (Castagnoli) Byte*. Generate a 32-bit CRC value \$rt based on the reversed polynomial 0x82F63B78, using cumulative 32-bit CRC value \$rt and right-justified byte-sized message \$rs as inputs.

Availability: nanoMIPS. Optional, present when Config5.CRCP=1.

Format:

31	26	25	21	20	16	15	13	12	10	9	6	5	4	3	2	0
001000	rt		rs		x	100		1111		1	01		000			
6	5		5		3	3		4		1	2		3			

Operation:

```

10 if C0.Config5.CRCP == 0:
11     raise exception('RI')
12
13 result = crc32(value=GPR[rt], message=GPR[rs], nbits=8, poly=0x82F63B78)
14
15 GPR[rt] = sign_extend(result, from_nbits=32)

```

Exceptions: Reserved Instruction on cores without CRC support.

CRC32CH

Assembly: CRC32CH rt, rs

Purpose: *CRC32 (Castagnoli) Half*. Generate a 32-bit CRC value \$rt based on the reversed polynomial 0x82F63B78, using cumulative 32-bit CRC value \$rt and right-justified halfword-sized message \$rs as inputs.

Availability: nanoMIPS. Optional, present when Config5.CRCP=1.

Format:

31	26	25	21	20	16	15	13	12	10	9	6	5	4	3	2	0
001000	rt		rs		x	101		1111		1	01		000			
6	5		5		3	3		4		1	2		3			

Operation:

```

10 if C0.Config5.CRCP == 0:
11     raise exception('RI')
12
13 result = crc32(value=GPR[rt], message=GPR[rs], nbits=16, poly=0x82F63B78)
14
15 GPR[rt] = sign_extend(result, from_nbits=32)

```

Exceptions: Reserved Instruction on cores without CRC support.

CRC32CW

Assembly: CRC32CW rt, rs

Purpose: *CRC32 (Castagnoli) Word*. Generate a 32-bit CRC value \$rt based on the reversed polynomial 0x82F63B78, using cumulative 32-bit CRC value \$rt and right-justified word-sized message \$rs as inputs.

Availability: nanoMIPS. Optional, present when Config5.CRCP=1.

Format:

31	26	25	21	20	16	15	13	12	10	9	6	5	4	3	2	0
001000	rt		rs		x	110		1111		1	01		000			
6	5		5		3	3		4		1	2		3			

Operation:

```

10 if C0.Config5.CRCP == 0:
11     raise exception('RI')
12
13 result = crc32(value=GPR[rt], message=GPR[rs], nbits=32, poly=0x82F63B78)
14
15 GPR[rt] = sign_extend(result, from_nbits=32)

```

Exceptions: Reserved Instruction on cores without CRC support.

CRC32H

Assembly: CRC32H rt, rs

Purpose: *CRC32 Half.* Generate a 32-bit CRC value \$rt based on the reversed polynomial 0xEDB88320, using cumulative 32-bit CRC value \$rt and right-justified halfword-sized message \$rs as inputs.

Availability: nanoMIPS. Optional, present when Config5.CRCP=1.

Format:

31	26	25	21	20	16	15	13	12	10	9	6	5	4	3	2	0
001000	rt		rs		x	001		1111		1	01		000			
6	5		5		3	3		4		1	2		3			

Operation:

```

10 if C0.Config5.CRCP == 0:
11     raise exception('RI')
12
13 result = crc32(value=GPR[rt], message=GPR[rs], nbits=16, poly=0xEDB88320)
14
15 GPR[rt] = sign_extend(result, from_nbits=32)

```

Exceptions: Reserved Instruction on cores without CRC support.

CRC32W

Assembly: CRC32W rt, rs

Purpose: *CRC32 Word*. Generate a 32-bit CRC value \$rt based on the reversed polynomial 0xEDB88320, using cumulative 32-bit CRC value \$rt and right-justified word-sized message \$rs as inputs.

Availability: nanoMIPS. Optional, present when Config5.CRCP=1.

Format:

31	26	25	21	20	16	15	13	12	10	9	6	5	4	3	2	0
001000	rt		rs		x	010		1111		1	01		000			
6	5		5		3	3		4		1	2		3			

Operation:

```

10 if C0.Config5.CRCP == 0:
11     raise exception('RI')
12
13 result = crc32(value=GPR[rt], message=GPR[rs], nbits=32, poly=0xEDB88320)
14
15 GPR[rt] = sign_extend(result, from_nbits=32)

```

Exceptions: Reserved Instruction on cores without CRC support.

DERET

Assembly: DERET

Purpose: *Debug Exception Return.* Return from a debug exception by jumping to the address in the DEPC register, and clearing Debug.DM.

Availability: nanoMIPS. Optional, present when Debug implemented.

Format:

31	26	25	16	15	14	13	9	8	6	5	3	2	0
001000	x			11	10001			101	111	111			
6	10			2	5			3	3	3			

Operation:

```

10 if C0.Config1.EP == 0:
11     raise exception('RI')
12
13 if not IsCoprocessor0Enabled():
14     raise coprocessor_exception(0)
15
16 if C0.Debug.DM == 0:
17     raise exception('RI')
18
19 CPU.next_pc = sign_extend(Root.C0.DEPC)
20 C0.Debug.DM = 0
21
22 # If single stepping, forward progress is allowed on the next instruction.
23 CPU.debug_sst_progress_allowed = True
24
25 clear_execution_hazards()
26 clear_instruction_hazards()

```

The DERET instruction implements a software barrier that resolves all execution and instruction hazards. See the [EHB](#) and [JALRC.HB](#) instructions for an explanation of execution and instruction hazards respectively, and also the [SYNCI/SYNCIE](#) instruction for additional information on resolving instruction hazards created by writing to the instruction stream.

The effects of the DERET barrier are seen starting with the fetch and decode of the instruction at the PC to which the DERET returns. This means, for instance, that if C0.DEPC is modified by an MTC0 instruction prior to a DERET, an EHB is required between the MTC0 and the DERET to ensure that the DERET uses the correct DEPC value.

The DERET instruction is only legal in debug mode and will give a Coprocessor Unusable exception when executed in user mode or a Reserved Instruction exception when executed in kernel mode.

Exceptions:

Coprocessor Unusable. Reserved Instruction when not in Debug Mode or on cores without Debug support.

DI

Assembly:

```
DI rt
DI    # rt=0 implied
```

Purpose: *Disable Interrupts.* Disable interrupts by setting Status.IE to 0, and return the previous value of Status register in register \$rt.

Availability: nanoMIPS. Requires CP0 privilege.

Format:

31	26	25	21	20	16	15	14	13	9	8	6	5	3	2	0
001000			rt		x		01	00011		101	111		111		
6			5		5		2	5		3	3		3		

Operation:

```
10 if not IsCoproprocessor0Enabled():
11     raise coprocessor_exception(0)
12
13 GPR[rt] = C0.Status
14 C0.Status.IE = 0
```

Exceptions: Coprocessor Unusable.

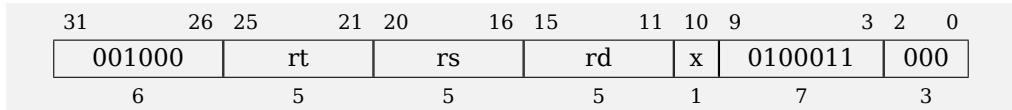
DIV

Assembly: DIV rd, rs, rt

Purpose: *Divide.* Divide signed word \$rs by signed word \$rt and place the result in \$rd.

Availability: nanoMIPS

Format:



Operation:

```

10 numerator = GPR[rs]
11 denominator = GPR[rt]
12
13 if denominator == 0:
14     quotient, remainder = (UNKNOWN, UNKNOWN)
15
16 else:
17     quotient, remainder = divide_integers(numerator, denominator)
18
19 GPR[rd] = sign_extend(quotient, from_nbits=32)

```

Exceptions: None.

DIVU

Assembly: DIVU rd, rs, rt

Purpose: *Divide Unsigned.* Divide unsigned word \$rs by unsigned word \$rt and place the result in register \$rd.

Availability: nanoMIPS

Format:

31	26 25	21 20	16 15	11 10 9	3 2 0
001000	rt	rs	rd	x	0110011 000
6	5	5	5	1	7 3

Operation:

```

10 numerator = zero_extend(GPR[rs], from_nbits=32)
11 denominator = zero_extend(GPR[rt], from_nbits=32)
12
13 if denominator == 0:
14     quotient, remainder = (UNKNOWN, UNKNOWN)
15
16 else:
17     quotient, remainder = divide_integers(numerator, denominator)
18
19 GPR[rd] = sign_extend(quotient, from_nbits=32)

```

Exceptions: None.

DVP

Assembly:

```
DVP rt
DVP # rt=0 implied
```

Purpose: *Disable Virtual Processors.* Disable all virtual processors in a physical core other than the one that issued the instruction. Set `VPControl.DIS` to 1, and place the previous value of the `VPControl.CP0` register in register `$rt`.

Availability: nanoMIPS. Optional, present when `Config5.VP=1`, otherwise NOP. Requires CP0 privilege.

Format:

31	26 25	21 20	16 15	11 10 9	3 2 0
001000	rt	x	00000	0	1110010 000
6	5	5	5	1	7 3

Operation:

```
10 if C0.Config5.VP == 0:
11     # No operation when VP not implemented
12     pass
13 else:
14     if not IsCoproprocessor0Enabled():
15         raise coprocessor_exception(0)
16
17     GPR[rt] = C0.VPControl
18     C0.VPControl.DIS = 1
19
20     disable_virtual_processors()
```

The DVP instruction is used to halt instruction fetch for all virtual processors in a VP core, other than the one which issued the DVP instruction. Possible uses for DVP include:

- Performing cache operations where the cache state must not be affected by the actions of other threads on the same core.
- Reprogramming virtual processor scheduling priority.

All outstanding instructions for the affected virtual processors must be complete before the DVP itself is allowed to retire. Any outstanding events such as hardware instruction or data prefetch, or page-table walks, must also be terminated.

Memory ordering equivalent to that provided by `SYNC(stype=0)` is guaranteed between subsequent instructions on the virtual processor which issued the DVP, and instructions which have already graduated on the disabled virtual processors.

If a virtual processor is already disabled by another event, for instance, if it has executed a WAIT or a PAUSE instruction or has been halted by some external hardware event, then the disabled virtual processor will not be re-enabled until both an EVP instruction has been executed on the controlling thread, and an event which would otherwise have woken the virtual processor (such as an interrupt for a WAIT instruction or an interrupt or clearing of the LLBit for a PAUSE instruction) has also occurred.

The effect of a DVP instruction is undone by an EVP instruction, which causes execution to resume immediately (where applicable) on all other virtual processors. From the perspective of the disabled virtual processors, after the EVP, execution continues as though the DVP had not occurred.

If an event occurs in between the DVP and EVP that renders state of a disabled virtual processor UNPREDICTABLE (such as power-gating), then the effect of EVP is UNPREDICTABLE.

A disabled virtual processor cannot be woken by an interrupt or a deferred exception, at least until execution is re-enabled by an EVP instruction on the controlling thread. The virtual processor that executes the DVP, however, continues to be interruptible.

A DVP which is executed when VPControl.DIS=1 will return the current value of the VPControl register but otherwise will leave the other virtual processors in a disabled state. Software should only re-enable virtual processors (via the EVP instruction) if it has verified from the VPControl value returned by the DVP that virtual processors were previously enabled. Performing this check allows DVP/EVP pairs to be safely nested.

In a core with multiple virtual processors, more than one virtual processor may execute a DVP simultaneously. The implementation should ensure that the selection of which virtual processor's DVP successfully graduates is not biased towards any one virtual processor, in order to prevent the possibility of live-lock.

The DVP instruction behaves like a NOP on cores which do not implement virtual processors (i.e. when Config5.VP=0). This behavior allows kernel code to enclose critical sequences within DVP/EVP blocks without first checking whether it is running on a VP core. The encoding of the DVP instruction is equivalent to a SLTU instruction targeting \$0, i.e. a NOP, which leads to the correct behavior on non-VP cores with no additional hardware special casing.

Exceptions: Coprocessor Unusable.

EHB

Assembly: EHB

Purpose: *Execution hazard barrier.* Clear all execution hazards before allowing any subsequent instructions to graduate.

Availability: nanoMIPS

Format:

31	26 25	21 20	16 15	12 11	9 8	5 4	0
100000	00000	x	1100	x	0000	00011	
6	5	5	4	3	4	5	

Operation:

```
10 clear_execution_hazards()
```

The EHB instruction creates an execution hazard barrier, meaning that it ensures that subsequent instructions will be aware of changes to CP0 state caused by prior instructions. Examples of instructions which change CP0 state and which need an execution hazard barrier to ensure that subsequent instructions see those updates are [MTC0](#), [EI](#), [DI](#), [TLBR](#) and [CACHE/CACHEE](#)

In the absence of an execution hazard barrier, the CP0 register value used as input to an instruction may be out of date, since it may have been read before the write to the CP0 register by a prior instruction has actually been committed.

An execution hazard barrier is sufficient to ensure that a fetched instruction is aware of all prior CP0 updates. However, it is not sufficient to ensure that the correct instruction is being fetched as a result of those CP0 updates. Ensuring that the correct instruction is fetched requires an instruction hazard barrier, which is provided by the [JALRC.HB](#) instruction, or any of the exception return instructions [ERET/ERETNC](#) or [DERET](#).

Exceptions: None.

EI

Assembly:

```

EI rt
EI    # rt=0 implied

```

Purpose: *Enable Interrupts.* Enable interrupts by setting Status.IE to 1, and return the previous value of Status register in register \$rt.

Availability: nanoMIPS. Requires CP0 privilege.

Format:

31	26	25	21	20	16	15	14	13	9	8	6	5	3	2	0
001000						rt		x		01	01011		101	111	111
6						5		5		2	5		3	3	3

Operation:

```

10 if not IsCoproprocessor0Enabled():
11     raise coprocessor_exception(0)
12
13 GPR[rt] = C0.Status
14 C0.Status.IE = 1

```

Exceptions: Coprocessor Unusable.

ERET/ERETNC

Assembly:

ERET
ERETNC

Purpose: *Exception Return/Exception Return Not Clearing LLBit.* Return from an exception: either by clearing Status.ERL if set and jumping to the address in ErrorEPC; otherwise by clearing Status.EXL, jumping to the address in EPC, and updating the current Shadow Register Set to SRSCtl.PSS if required.

Availability: nanoMIPS, availability varies by format.

Format: ERET, requires CP0 privilege.

31	26	25	17	16	15	14	13	9	8	6	5	3	2	0
001000		x	0	11	11001	101	111	111						
6		9	1	2	5	3	3	3						

10 `nc = False`

Format: ERETNC, present when Config5.LLB=1. Requires CP0 privilege.

31	26	25	17	16	15	14	13	9	8	6	5	3	2	0
001000		x	1	11	11001	101	111	111						
6		9	1	2	5	3	3	3						

10 `nc = True`

Operation:

```

10 if nc and C0.Config5.LLB == 0:
11     raise exception('RI')
12
13 if not IsCoprocessor0Enabled():
14     raise coprocessor_exception(0)
15
16 if C0.Status.ERL == 1:
17     effective_epc = sign_extend(C0.ErrorEPC)
18     C0.Status.ERL = 0
19 else:
20     effective_epc = sign_extend(C0.EPC)
21     C0.Status.EXL = 0
22
23     if C0.SRSCtl.HSS > 0 and C0.Status.BEV == 0:

```

```

24         C0.SRSCtl.CSS = C0.SRSCtl.PSS
25
26     CPU.next_pc = effective_epc
27
28     # clear LLbit unless this is an ERETNC
29     if not nc:
30         C0.LLAddr.LLB = 0
31
32     clear_execution_hazards()
33     clear_instruction_hazards()

```

The ERET/ERETNC instructions implement a software barrier that resolves all execution and instruction hazards. See the [EHB](#) and [JALRC.HB](#) instructions for an explanation of execution and instruction hazards respectively, and also the [SYNCI/SYNCIE](#) instruction for additional information on resolving instruction hazards created by writing to the instruction stream.

The effects of the ERET/ERETNC barrier are seen starting with the fetch and decode of the instruction at the PC to which the ERET returns. This means, for instance, that if C0.EPC is modified by an MTC0 instruction prior to an ERET, an EHB is required between the MTC0 and the ERET to ensure that the ERET uses the correct EPC value.

Config5.LLB indicates support for the ERETNC instruction. It is always 1 for R6 cores, except for those implementing the nanoMIPS™ subset. In other words, ERETNC is required for nanoMIPS™ cores and optional for NMS cores.

Exceptions:

Coprocessor Unusable. Reserved Instruction allowed for ERETNC on NMS cores.

EVP

Assembly:

```
EVP rt
EVP    # rt=0 implied
```

Purpose: *Enable Virtual Processors.* Enable all virtual processors in a physical core. Set `VPControl.DIS` to 0, and place the previous value of the `VPControl` CP0 register in register `$rt`.

Availability: nanoMIPS. Optional, present when `Config5.VP=1`, otherwise NOP. Requires CP0 privilege.

Format:

31	26 25	21 20	16 15	11 10 9	3 2 0
001000	rt	x	00000	1	1110010 000
6	5	5	5	1	7 3

Operation:

```
10 if C0.Config5.VP == 0:
11     # No operation when VP not implemented
12     pass
13 else:
14     if not IsCoproprocessor0Enabled():
15         raise coprocessor_exception(0)
16
17     GPR[rt] = C0.VPControl
18     C0.VPControl.DIS = 0
19
20     enable_virtual_processors()
```

The EVP instruction is used on VP cores to undo the effect of a DVP instruction, and the reader should refer to the [DVP](#) description for details regarding its usage.

The EVP instruction behaves like a NOP on cores which do not implement virtual processors (i.e. when `Config5.VP=0`). This behavior allows kernel code to enclose critical sequences within DVP/EVP blocks without first checking whether it is running on a VP core. The encoding of the EVP instruction is equivalent to a SLTU instruction targeting `$0`, i.e. a NOP, which leads to the correct behavior on non-VP cores with no additional hardware special casing.

Exceptions: Coprocessor Unusable.

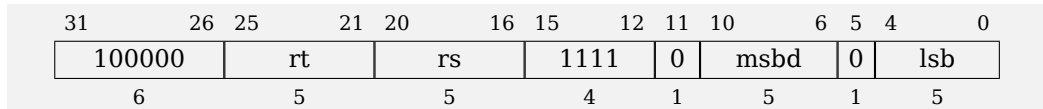
EXT

Assembly: EXT rt, rs, pos, size

Purpose: *Extract.* Extract a bit field of size `size` at position `pos` from register `$rs` and store it right-justified into register `$rt`.

Availability: nanoMIPS, not available in NMS

Format:



Operation:

```

10 if C0.Config5.NMS == 1:
11     raise exception('RI')
12
13 pos = lsb
14 size = msbd + 1
15
16 if pos + size > 32:
17     raise UNPREDICTABLE()
18
19 result = zero_extend(GPR[rs] >> pos, from_nbits=size)
20 GPR[rt] = sign_extend(result, from_nbits=32)

```

Exceptions: Reserved Instruction on NMS cores.

EXTW

Assembly: EXTW rd, rs, rt, shift

Purpose: *Extract Word.* Concatenate the 32 bit values in registers \$rt and \$rs, extract the word at specified bit position shift, and place the result in register \$rd.

Availability: nanoMIPS

Format:

31	26 25	21 20	16 15	11 10	6 5	3 2	0
001000	rt	rs	rd	shift	011	111	
6	5	5	5	5	3	3	

Operation:

```

10 tmp = GPR[rt][31:0] @ GPR[rs][31:0]
11 result = tmp >> shift
12 GPR[rd] = sign_extend(result, from_nbits=32)

```

Exceptions: None.

GINVI

Assembly: GINVI rs

Purpose: *Globally Invalidate Instruction caches.*

Availability: nanoMIPS. Optional, present when Config5.GI \geq 2. Requires CP0 privilege.

Format:

31	26	25	21	20	16	15	14	13	9	8	6	5	3	2	0
001000	x	rs	00	01111	101	111	111								
6	5	5	2	5	3	3	3								

Operation:

```

10 if C0.Config5.GI < 2:
11     raise exception('RI')
12
13 if not IsCoproprocessor0Enabled():
14     raise coprocessor_exception(0)
15
16 if GPR[rs] == 0:
17     cores = get_all_cores_in_system()
18 else:
19     cores = implementation_dependent_ginvi_cores(GPR[rs])
20
21 for core in cores:
22     # Find encoded line size, sets, and associativity for the target cache.
23     (L, S, A) = get_cache_parameters('I', core)
24
25     num_sets = 2 ** (S + 6)
26     num_ways = A + 1
27
28     for way_index in range(num_ways):
29         for set_index in range(num_sets):
30             cache_line = get_cache_line('I', way_index, set_index, core)
31             cache_line.valid = False

```

When \$rs is 0, GINVI fully invalidates all instruction caches of all cores in the system, including the local instruction cache. For non-zero \$rs values, GINVI invalidates the instruction cache of a specific, implementation dependent core in the system.

The GINVI instruction must be followed by a SYNC (stpe=0x14) and an instruction hazard barrier (e.g. JRC.HB) to ensure that all instruction caches in the system have been invalidated.

Exceptions:

Coprocessor Unusable. Reserved Instruction if Global Invalidate I-cache not implemented.

GINVT

Assembly: GINVT rs, type

Purpose: Globally invalidate TLBs.

Availability: nanoMIPS. Optional, present when Config5.GI=3. Requires CP0 privilege.

Format:

31	26	25	23	22	21	20	16	15	14	13	9	8	6	5	3	2	0
001000						x	type	rs	00	00111	101	111	111				
6						3	2	5	2	5	3	3	3				

Operation:

```

10 if C0.Config5.GI != 3:
11     raise exception('RI')
12
13 if not IsCoprocessor0Enabled():
14     raise coprocessor_exception(0)
15
16 if not C0.Config5.MI:
17     raise exception('RI', 'Config5.MI not set')
18
19 ginvt(type, va=GPR[rs])

```

Perform type invalidation of all TLBs in the system, where type is one of:

- type=0: *invALL* - invalidate all non wired entries.
- type=1: *invVA*- invalidate all entries which match the VA specified by \$rs.
- type=2: *invMMID* - invalidate all entries which match C0.MemoryMapID.MMID and are not global.
- type=3: *invVAMMID* - invalidate all entries which match the VA specified by \$rs and either match C0.MemoryMapID or are global.

The GINVT instruction must be followed by a SYNC (stype=0x14) and an instruction hazard barrier (e.g. JRC.HB) to ensure that matching entries have been removed from all TLBs in the system and that all instructions in the instruction stream can only access the new context.

invMMID and *invVAMMID* operations use the C0.MemoryMapID value of the currently running process. The kernel must save/restore C0.MemoryMapID appropriately before it modifies it for the invalidation operation. Between the save and restore, it must utilize unmapped addresses.

Exceptions:

Coprocessor Unusable. Reserved Instruction if Global Invalidate TLB not implemented. Reserved Instruction if MemoryMapID not enabled (i.e. Config5.MI==0).

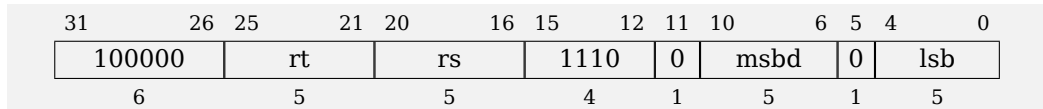
INS

Assembly: `INS rt, rs, pos, size`

Purpose: *Insert.* Merge a right justified bit field of size `size` from register `$rs` into position `pos` of register `$rt`.

Availability: nanoMIPS, not available in NMS

Format:



Operation:

```

10 if C0.Config5.NMS == 1:
11     raise exception('RI')
12
13 pos = lsb
14 size = 1 + msbd - lsb
15
16 if size < 1:
17     raise UNPREDICTABLE()
18
19 merge_mask = ((1<<size) - 1) << pos
20
21 result = (GPR[rt] & ~merge_mask
22           | (GPR[rs] << pos) & merge_mask)
23
24 GPR[rt] = sign_extend(result, from_nbits=32)

```

The INS instruction is not available on NMS cores. It can be emulated using a sequence of three EXTW instructions:

```
INS    rt, rs, pos, size
```

can be emulated using the following sequence of instructions (provided `rt` is not equal to `rs`):

```
EXTW   rt, rt, rt, pos
EXTW   rt, rt, rs, size
EXTW   rt, rt, rt, 32 - size - pos
```

Exceptions: Reserved Instruction on NMS cores.

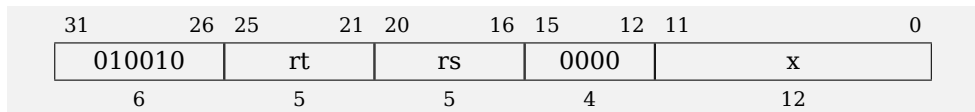
JALRC

Assembly: JALRC *dst*, *src*

Purpose: *Jump And Link Register, Compact.* Unconditional jump to address in register $\$src$, placing the return address in register $\$dst$.

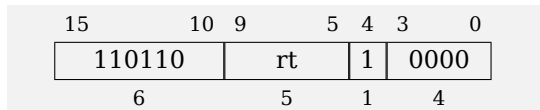
Availability: nanoMIPS

Format: JALRC[32]



10 $src = rs$
 11 $dst = rt$

Format: JALRC[16]



10 $src = rt$
 11 $dst = 31$

Operation:

10 $address = GPR[src] + 0$
 11
 12 $GPR[dst] = CPU.next_pc$
 13 $CPU.next_pc = address$

Exceptions: None.

JALRC.HB

Assembly: JALRC.HB rt, rs

Purpose: *Jump And Link Register, Compact, with Hazard Barrier.* Unconditional jump to address in register \$rs, placing the return address in register \$rt. Clear all instruction and execution hazards before allowing any subsequent instructions to graduate.

Availability: nanoMIPS

Format:

31	26	25	21	20	16	15	12	11	0
010010		rt		rs		0001		x	
6		5		5		4		12	

Operation:

```

10 address = GPR[rs] + 0
11
12 GPR[rt] = CPU.next_pc
13 CPU.next_pc = address
14
15 clear_instruction_hazards()
16 clear_execution_hazards()

```

The JALRC.HB instruction creates an instruction hazard barrier, meaning that it ensures that subsequent instruction fetches will be aware of state changes caused by prior instructions. Examples of state changes which affect instruction fetch and which need an instruction hazard barrier to ensure that subsequent instructions see those updates are:

- Writes to the instruction stream (which must also have been synchronized by a [SYNCI/SYNCIE](#) and a [SYNC](#)).
- Updates to the TLB.
- Changes in CP0 state which affect addresses mappings.

In the absence of an instruction hazard barrier, the state used as input to an instruction fetch may be out of date, since it may have been read before the updates to that state have actually completed.

JALRC.HB also provides an execution hazard barrier, see the [EHB](#) instruction definition for details. An instruction hazard barrier is also provided by any of the exception return instructions [ERET/ERETNC](#), or [DERET](#), but those instructions are only available to privileged software, whereas JALRC.HB is available from all operating modes.

Exceptions: None.

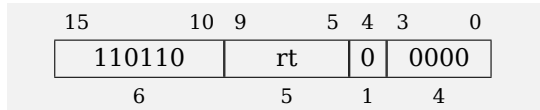
JRC

Assembly: JRC rt

Purpose: *Jump Register, Compact.* Unconditional jump to address in register \$rt.

Availability: nanoMIPS

Format:



Operation:

- ```

10 address = GPR[rt]
11 CPU.next_pc = address

```

**Exceptions:** None.

## LAPC (Assembly alias)

**Assembly:** LAPC rt, address

**Purpose:** *Load Address, PC relative.* Load PC relative address to register \$rt.

**Availability:** Assembly alias. NMS cores restricted to 21 bit signed offset from PC.

**Expansion:**

address = \$PC + imm (imm in 21 bit signed range):

```
ADDIUPC[32] rt, imm
```

address = \$PC + imm (imm in 32 bit signed range):

```
ADDIUPC[48] rt, imm
```

LAPC uses the ADDIUPC instruction to load a PC relative address into register \$rt. In order to determine the correct immediate value for the ADDIUPC instruction, the assembler must assume a value for the PC that the instruction will be executed from. If the instruction is executed from a different PC, then the generated address will be shifted by a PC relative amount.



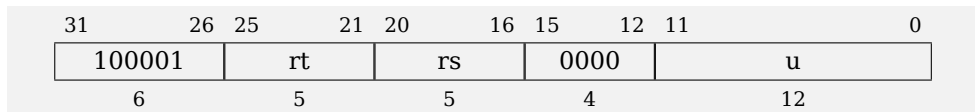
# LB

**Assembly:** LB rt, offset(rs)

**Purpose:** *Load Byte.* Load signed byte to register \$rt from memory address \$rs + offset (register plus immediate).

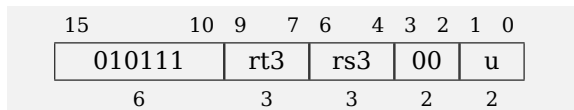
**Availability:** nanoMIPS

**Format:** LB[U12]



10 offset = u

**Format:** LB[16]

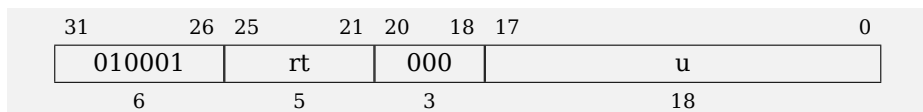


10 rt = decode\_gpr(rt3, 'gpr3')

11 rs = decode\_gpr(rs3, 'gpr3')

12 offset = u

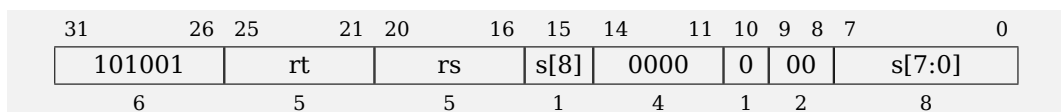
**Format:** LB[GP]



10 rs = 28

11 offset = u

**Format:** LB[S9]



10 offset = sign\_extend(s, from\_nbits=9)

**Operation:**

```
10 va = effective_address(GPR[rs], offset, 'Load')
11
12 data = read_memory_at_va(va, nbytes=1)
13 GPR[rt] = sign_extend(data, from_nbits=8)
```

**Exceptions:**

Address Error. Bus Error. TLB Invalid. TLB Read Inhibit. TLB Refill. Watch.

# LBE

**Assembly:** LBE rt, offset(rs)

**Purpose:** *Load Byte using EVA addressing.* Load signed byte to register \$rt from virtual address \$rs + offset, translating the virtual address as though the core is in user mode, although it is actually in kernel mode.

**Availability:** nanoMIPS. Optional, present when Config5.EVA=1. Requires CP0 privilege.

**Format:**

|        |    |    |    |    |      |      |    |    |    |        |   |   |   |
|--------|----|----|----|----|------|------|----|----|----|--------|---|---|---|
| 31     | 26 | 25 | 21 | 20 | 16   | 15   | 14 | 11 | 10 | 9      | 8 | 7 | 0 |
| 101001 | rt |    | rs |    | s[8] | 0000 |    | 0  | 10 | s[7:0] |   |   |   |
| 6      | 5  |    | 5  |    | 1    | 4    |    | 1  | 2  | 8      |   |   |   |

**Operation:**

```

10 offset = sign_extend(s, from_nbits=9)
11
12 if not C0.Config5.EVA:
13 raise exception('RI')
14
15 if not IsCoproprocessor0Enabled():
16 raise coprocessor_exception(0)
17
18 va = effective_address(GPR[rs], offset, 'Load', eva=True)
19
20 data = read_memory_at_va(va, nbytes=1, eva=True)
21 GPR[rt] = sign_extend(data, from_nbits=8)

```

**Exceptions:**

Address Error. Bus Error. Coprocessor Unusable. Reserved Instruction if EVA not implemented. TLB Invalid. TLB Read Inhibit. TLB Refill. Watch.

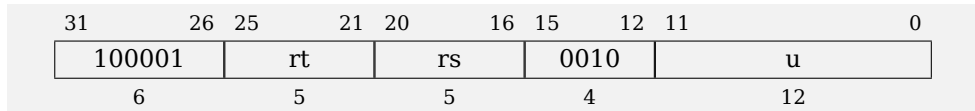
# LBU

**Assembly:** LBU rt, offset(rs)

**Purpose:** *Load Byte Unsigned*. Load unsigned byte to register \$rt from memory address \$rs + offset (register plus immediate).

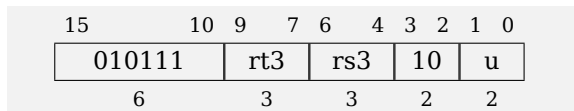
**Availability:** nanoMIPS

**Format:** LBU[U12]



10 offset = u

**Format:** LBU[16]

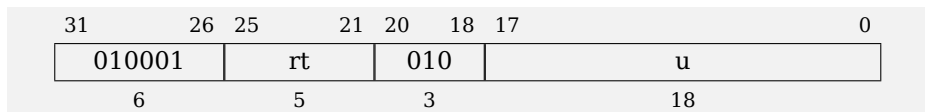


10 rt = decode\_gpr(rt3, 'gpr3')

11 rs = decode\_gpr(rs3, 'gpr3')

12 offset = u

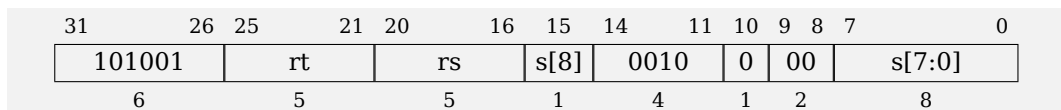
**Format:** LBU[GP]



10 rs = 28

11 offset = u

**Format:** LBU[S9]



10 offset = sign\_extend(s, from\_nbits=9)

**Operation:**

10 va = effective\_address(GPR[rs], offset, 'Load')

11 GPR[rt] = read\_memory\_at\_va(va, nbytes=1)

**Exceptions:**

Address Error. Bus Error. TLB Invalid. TLB Read Inhibit. TLB Refill. Watch.

# LBUE

**Assembly:** LBUE rt, offset(rs)

**Purpose:** *Load Byte Unsigned using EVA addressing.* Load unsigned byte to register \$rt from virtual address \$rs + offset, translating the virtual address as though the core is in user mode, although it is actually in kernel mode.

**Availability:** nanoMIPS. Optional, present when Config5.EVA=1. Requires CP0 privilege.

**Format:**

|        |    |    |    |    |      |      |    |    |    |        |   |   |   |
|--------|----|----|----|----|------|------|----|----|----|--------|---|---|---|
| 31     | 26 | 25 | 21 | 20 | 16   | 15   | 14 | 11 | 10 | 9      | 8 | 7 | 0 |
| 101001 | rt |    | rs |    | s[8] | 0010 |    | 0  | 10 | s[7:0] |   |   |   |
| 6      | 5  |    | 5  |    | 1    | 4    |    | 1  | 2  | 8      |   |   |   |

**Operation:**

```

10 offset = sign_extend(s, from_nbits=9)
11
12 if not C0.Config5.EVA:
13 raise exception('RI')
14
15 if not IsCoprocessor0Enabled():
16 raise coprocessor_exception(0)
17
18 va = effective_address(GPR[rs], offset, 'Load', eva=True)
19 GPR[rt] = read_memory_at_va(va, nbytes=1, eva=True)

```

**Exceptions:**

Address Error. Bus Error. Coprocessor Unusable. Reserved Instruction if EVA not implemented. TLB Invalid. TLB Read Inhibit. TLB Refill. Watch.

# LBUX

**Assembly:** LBUX rd, rs(rt)

**Purpose:** *Load Byte Unsigned indeXed*. Load unsigned byte to register \$rd from memory address \$rt + \$rs (register plus register).

**Availability:** nanoMIPS

**Format:**

|        |    |    |    |    |    |    |      |    |     |   |     |   |   |   |
|--------|----|----|----|----|----|----|------|----|-----|---|-----|---|---|---|
| 31     | 26 | 25 | 21 | 20 | 16 | 15 | 11   | 10 | 7   | 6 | 5   | 3 | 2 | 0 |
| 001000 | rt |    | rs |    | rd |    | 0010 | 0  | 000 |   | 111 |   |   |   |
| 6      | 5  |    | 5  |    | 5  |    | 4    | 1  | 3   |   | 3   |   |   |   |

**Operation:**

```

10 va = effective_address(GPR[rs], GPR[rt], 'Load')
11 GPR[rd] = read_memory_at_va(va, nbytes=1)

```

**Exceptions:**

Address Error. Bus Error. TLB Invalid. TLB Read Inhibit. TLB Refill. Watch.

# LBX

**Assembly:** LBX rd, rs(rt)

**Purpose:** *Load Byte indeXed*. Load signed byte to register \$rd from memory address \$rt + \$rs (register plus register).

**Availability:** nanoMIPS

**Format:**

|        |       |       |       |       |     |     |     |   |
|--------|-------|-------|-------|-------|-----|-----|-----|---|
| 31     | 26 25 | 21 20 | 16 15 | 11 10 | 7 6 | 5   | 3 2 | 0 |
| 001000 | rt    | rs    | rd    | 0000  | 0   | 000 | 111 |   |
| 6      | 5     | 5     | 5     | 4     | 1   | 3   | 3   |   |

**Operation:**

```

10 va = effective_address(GPR[rs], GPR[rt], 'Load')
11
12 data = read_memory_at_va(va, nbytes=1)
13 GPR[rd] = sign_extend(data, from_nbits=8)

```

**Exceptions:**

Address Error. Bus Error. TLB Invalid. TLB Read Inhibit. TLB Refill. Watch.

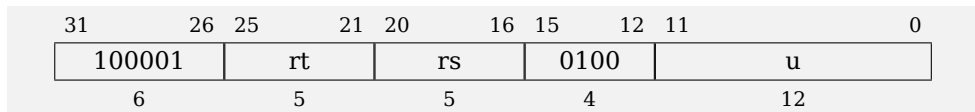
# LH

**Assembly:** LH rt, offset(rs)

**Purpose:** *Load Half.* Load signed halfword to register \$rt from memory address \$rs + offset (register plus immediate).

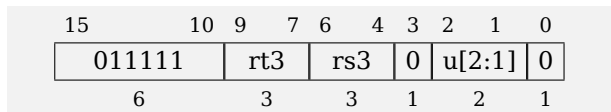
**Availability:** nanoMIPS

**Format:** LH[U12]



10 offset = u

**Format:** LH[16]

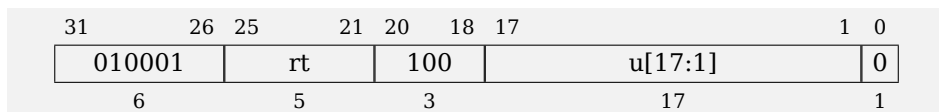


10 rt = decode\_gpr(rt3, 'gpr3')

11 rs = decode\_gpr(rs3, 'gpr3')

12 offset = u

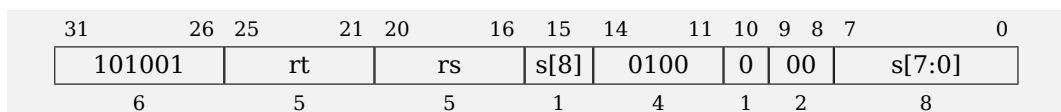
**Format:** LH[GP]



10 rs = 28

11 offset = u

**Format:** LH[S9]



10 offset = sign\_extend(s, from\_nbits=9)

**Operation:**



```
10 va = effective_address(GPR[rs], offset, 'Load')
11
12 data = read_memory_at_va(va, nbytes=2)
13 GPR[rt] = sign_extend(data, from_nbits=16)
```

**Exceptions:**

Address Error. Bus Error. TLB Invalid. TLB Read Inhibit. TLB Refill. Watch.

# LHE

**Assembly:** LHE rt, offset(rs)

**Purpose:** *Load Half using EVA addressing.* Load signed halfword to register \$rt from virtual address \$rs + offset, translating the virtual address as though the core is in user mode, although it is actually in kernel mode.

**Availability:** nanoMIPS. Optional, present when Config5.EVA=1. Requires CP0 privilege.

**Format:**

|        |    |    |    |    |      |      |    |    |    |        |   |   |   |
|--------|----|----|----|----|------|------|----|----|----|--------|---|---|---|
| 31     | 26 | 25 | 21 | 20 | 16   | 15   | 14 | 11 | 10 | 9      | 8 | 7 | 0 |
| 101001 | rt |    | rs |    | s[8] | 0100 |    | 0  | 10 | s[7:0] |   |   |   |
| 6      | 5  |    | 5  |    | 1    | 4    |    | 1  | 2  | 8      |   |   |   |

**Operation:**

```

10 if not C0.Config5.EVA:
11 raise exception('RI')
12
13 if not IsCoprocesor0Enabled():
14 raise coprocessor_exception(0)
15
16 offset = sign_extend(s, from_nbits=9)
17
18 va = effective_address(GPR[rs], offset, 'Load', eva=True)
19
20 data = read_memory_at_va(va, nbytes=2, eva=True)
21 GPR[rt] = sign_extend(data, from_nbits=16)

```

**Exceptions:**

Address Error. Bus Error. Coprocessor Unusable. Reserved Instruction if EVA not implemented. TLB Invalid. TLB Read Inhibit. TLB Refill. Watch.

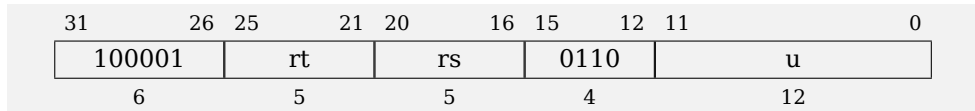
# LHU

**Assembly:** LHU rt, offset(rs)

**Purpose:** *Load Half Unsigned.* Load unsigned halfword to register \$rt from memory address \$rs + offset (register plus immediate).

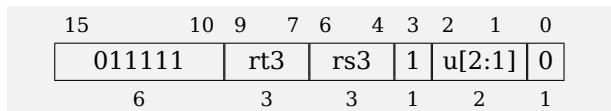
**Availability:** nanoMIPS

**Format:** LHU[U12]



10 offset = u

**Format:** LHU[16]

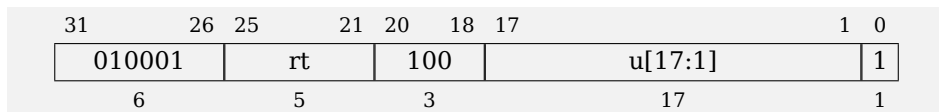


10 rt = decode\_gpr(rt3, 'gpr3')

11 rs = decode\_gpr(rs3, 'gpr3')

12 offset = u

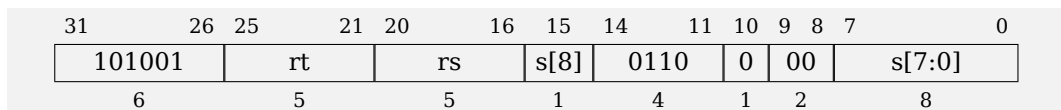
**Format:** LHU[GP]



10 rs = 28

11 offset = u

**Format:** LHU[S9]



10 offset = sign\_extend(s, from\_nbits=9)

**Operation:**

10 va = effective\_address(GPR[rs], offset, 'Load')

11 GPR[rt] = read\_memory\_at\_va(va, nbytes=2)

**Exceptions:**

Address Error. Bus Error. TLB Invalid. TLB Read Inhibit. TLB Refill. Watch.

# LHUE

**Assembly:** LHUE rt, offset(rs)

**Purpose:** *Load Half Unsigned using EVA addressing.* Load unsigned halfword to register \$rt from virtual address \$rs + offset, translating the virtual address as though the core is in user mode, although it is actually in kernel mode.

**Availability:** nanoMIPS. Optional, present when Config5.EVA=1. Requires CP0 privilege.

**Format:**

|        |    |    |    |    |      |      |    |    |    |   |        |   |   |
|--------|----|----|----|----|------|------|----|----|----|---|--------|---|---|
| 31     | 26 | 25 | 21 | 20 | 16   | 15   | 14 | 11 | 10 | 9 | 8      | 7 | 0 |
| 101001 | rt |    | rs |    | s[8] | 0110 |    | 0  | 10 |   | s[7:0] |   |   |
| 6      | 5  |    | 5  |    | 1    | 4    |    | 1  | 2  |   | 8      |   |   |

**Operation:**

```

10 if not C0.Config5.EVA:
11 raise exception('RI')
12
13 if not IsCoproprocessor0Enabled():
14 raise coprocessor_exception(0)
15
16 offset = sign_extend(s, from_nbits=9)
17
18 va = effective_address(GPR[rs], offset, 'Load', eva=True)
19 GPR[rt] = read_memory_at_va(va, nbytes=2, eva=True)

```

**Exceptions:**

Address Error. Bus Error. Coprocessor Unusable. Reserved Instruction if EVA not implemented. TLB Invalid. TLB Read Inhibit. TLB Refill. Watch.

# LHUX

**Assembly:** LHUX rd, rs(rt)

**Purpose:** *Load Half Unsigned indeXed*. Load unsigned halfword to register \$rd from memory address \$rt + \$rs (register plus register).

**Availability:** nanoMIPS

**Format:**

|        |    |    |    |    |    |    |      |    |     |   |     |   |   |   |
|--------|----|----|----|----|----|----|------|----|-----|---|-----|---|---|---|
| 31     | 26 | 25 | 21 | 20 | 16 | 15 | 11   | 10 | 7   | 6 | 5   | 3 | 2 | 0 |
| 001000 | rt |    | rs |    | rd |    | 0110 | 0  | 000 |   | 111 |   |   |   |
| 6      | 5  |    | 5  |    | 5  |    | 4    | 1  | 3   |   | 3   |   |   |   |

**Operation:**

```

10 va = effective_address(GPR[rs], GPR[rt], 'Load')
11 GPR[rd] = read_memory_at_va(va, nbytes=2)

```

**Exceptions:**

Address Error. Bus Error. TLB Invalid. TLB Read Inhibit. TLB Refill. Watch.

# LHUXS

**Assembly:** LHUXS rd, rs(rt)

**Purpose:** *Load Half Unsigned indeXed Scaled*. Load unsigned halfword to register \$rd from memory address \$rt + 2\*\$rs (register plus scaled register).

**Availability:** nanoMIPS

**Format:**

|        |    |    |    |    |    |    |      |    |   |     |   |     |   |   |
|--------|----|----|----|----|----|----|------|----|---|-----|---|-----|---|---|
| 31     | 26 | 25 | 21 | 20 | 16 | 15 | 11   | 10 | 7 | 6   | 5 | 3   | 2 | 0 |
| 001000 | rt |    | rs |    | rd |    | 0110 |    | 1 | 000 |   | 111 |   |   |
| 6      | 5  |    | 5  |    | 5  |    | 4    |    | 1 | 3   |   | 3   |   |   |

**Operation:**

```

10 va = effective_address(GPR[rs]<<1, GPR[rt], 'Load')
11 GPR[rd] = read_memory_at_va(va, nbytes=2)

```

**Exceptions:**

Address Error. Bus Error. TLB Invalid. TLB Read Inhibit. TLB Refill. Watch.

# LHX

**Assembly:** LHX rd, rs(rt)

**Purpose:** *Load Half indeXed*. Load signed halfword to register \$rd from memory address \$rt + \$rs (register plus register).

**Availability:** nanoMIPS

**Format:**

|        |       |       |       |       |       |         |
|--------|-------|-------|-------|-------|-------|---------|
| 31     | 26 25 | 21 20 | 16 15 | 11 10 | 7 6 5 | 3 2 0   |
| 001000 | rt    | rs    | rd    | 0100  | 0     | 000 111 |
| 6      | 5     | 5     | 5     | 4     | 1     | 3 3     |

**Operation:**

```

10 va = effective_address(GPR[rs], GPR[rt], 'Load')
11
12 data = read_memory_at_va(va, nbytes=2)
13 GPR[rd] = sign_extend(data, from_nbits=16)

```

**Exceptions:**

Address Error. Bus Error. TLB Invalid. TLB Read Inhibit. TLB Refill. Watch.

# LHXS

**Assembly:** LHXS rd, rs(rt)

**Purpose:** *Load Half indeXed Scaled*. Load signed halfword to register \$rd from memory address \$rt + 2\*\$rs (register plus scaled register).

**Availability:** nanoMIPS

**Format:**

|        |    |    |    |    |    |    |      |    |   |     |   |     |   |   |
|--------|----|----|----|----|----|----|------|----|---|-----|---|-----|---|---|
| 31     | 26 | 25 | 21 | 20 | 16 | 15 | 11   | 10 | 7 | 6   | 5 | 3   | 2 | 0 |
| 001000 | rt |    | rs |    | rd |    | 0100 |    | 1 | 000 |   | 111 |   |   |
| 6      | 5  |    | 5  |    | 5  |    | 4    |    | 1 | 3   |   | 3   |   |   |

**Operation:**

```

10 va = effective_address(GPR[rs]<<1, GPR[rt], 'Load')
11
12 data = read_memory_at_va(va, nbytes=2)
13 GPR[rd] = sign_extend(data, from_nbits=16)

```

**Exceptions:**

Address Error. Bus Error. TLB Invalid. TLB Read Inhibit. TLB Refill. Watch.



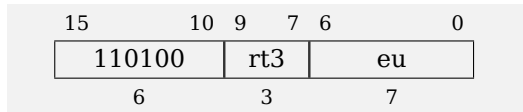
# LI

**Assembly:** LI rt, s

**Purpose:** *Load Immediate*. Load immediate value s to register \$rt.

**Availability:** nanoMIPS, availability varies by format.

**Format:** LI[16]

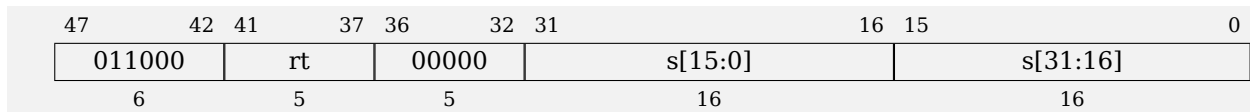


```

10 rt = decode_gpr(rt3, 'gpr3')
11 s = -1 if eu == 127 else eu
12
13 not_in_nms = False

```

**Format:** LI[48], not available in NMS



```

10 s = sign_extend(s[31:16] @ s[15:0])
11
12 not_in_nms = True

```

**Operation:**

```

10 if not_in_nms and C0.Config5.NMS == 1:
11 raise exception('RI')
12
13 GPR[rt] = s

```

**Exceptions:** Reserved Instruction for LI[48] format on NMS cores.

## LL/LLE/LLWP/LLWPE

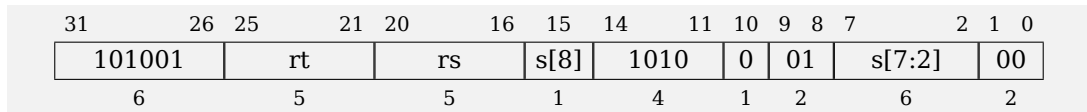
### Assembly:

```
LL rt, offset(rs)
LLE rt, offset(rs)
LLWP rt, ru, (rs)
LLWPE rt, ru, (rs)
```

**Purpose:** *Load Linked word/Load Linked word using EVA addressing/Load Linked Word Pair/Load Linked Word Pair using EVA addressing.* For LL/LLE, load word for atomic RMW to register \$rt from address \$rs + offset (register plus immediate). For LLWP/LLWPE, load words for atomic RMW to registers \$rt and \$ru from address \$rs. For LLE/LLWPE, translate the virtual address as though the core is in user mode, although it is actually in kernel mode.

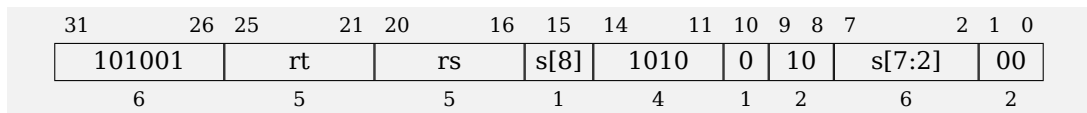
**Availability:** nanoMIPS, availability varies by format.

**Format:** LL



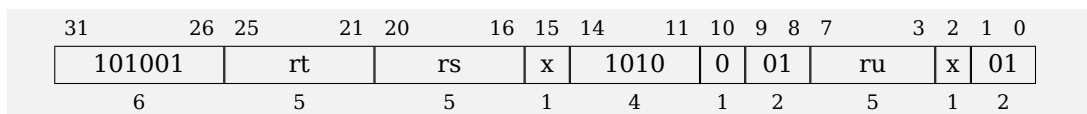
```
10 offset = sign_extend(s, from_nbits=9)
11 nbytes = 4
12 is_eva = False
```

**Format:** LLE, present when Config5.EVA=1, requires CP0 privilege.



```
10 offset = sign_extend(s, from_nbits=9)
11 nbytes = 4
12 is_eva = True
```

**Format:** LLWP, required (optional on NMS cores).



```
10 offset = 0
11 nbytes = 8
12 is_eva = False
```

**Format:** LLWPE, present when Config5.EVA=1. Requires CP0 privilege.

|        |    |    |    |    |    |    |    |    |    |   |      |   |   |    |    |   |   |    |
|--------|----|----|----|----|----|----|----|----|----|---|------|---|---|----|----|---|---|----|
| 31     | 26 | 25 | 21 | 20 | 16 | 15 | 14 | 11 | 10 | 9 | 8    | 7 | 3 | 2  | 1  | 0 |   |    |
| 101001 |    |    |    |    |    | rt |    | rs |    | x | 1010 |   | 0 | 10 | ru |   | x | 01 |
| 6      |    |    |    |    |    | 5  |    | 5  |    | 1 | 4    |   | 1 | 2  | 5  |   | 1 | 2  |

```

10 offset = 0
11 nbytes = 8
12 is_eva = True

```

### Operation:

```

10 if nbytes == 8 and C0.Config5.XNP:
11 raise exception('RI', 'LLWP[E] requires word-paired support')
12
13 if is_eva and not C0.Config5.EVA:
14 raise exception('RI')
15
16 va = effective_address(GPR[rs], offset, 'Load', eva=is_eva)
17
18 # Linked access must be aligned.
19 if va & (nbytes-1):
20 raise exception('ADEL', badva=va)
21
22 pa, cca = va2pa(va, 'Load', eva=is_eva)
23
24 if (cca == 2 or cca == 7) and not C0.Config5.ULS:
25 raise UNPREDICTABLE('uncached CCA not synchronizable when Config5.ULS=0')
26 # (Preferred behavior for non-synchronizable address is Bus Error).
27
28 # Indicate that there is an active RMW sequence on this processor.
29 C0.LLAddr.LLB = 1
30
31 # Save target address of active RMW sequence.
32 record_linked_address(va, pa, cca, nbytes=nbytes)
33
34 data = read_memory(va, pa, cca, nbytes=nbytes)
35
36 if nbytes == 4: # LL/LLE
37 GPR[rt] = sign_extend(data, from_nbits=32)
38
39 else: # LLWP/LLWPE
40 word0 = data[63:32] if C0.Config.BE else data[31:0]
41 word1 = data[31:0] if C0.Config.BE else data[63:32]
42
43 if rt == ru:
44 raise UNPREDICTABLE()

```

```

45
46 GPR[rt] = sign_extend(word0, from_nbits=32)
47 GPR[ru] = sign_extend(word1, from_nbits=32)

```

The LL/LLE/LLWP/LLWPE instructions are used to initiate an atomic read-modify-write sequence. C0.LLAddr.LLB is set to 1, indicating that there is an active RMW sequence on the current processor, and an implementation dependent set of state is saved which indicates the address and access type of the active RMW sequence. There can be only one active RMW sequence per processor.

The RMW sequence will be completed by a matching [SC/SCE/SCWP/SCWPE](#) instruction. The store-conditional instruction will only complete if the system can guarantee that the accessed memory location has not been modified since the load-linked instruction occurred, as discussed in more detail in the [SC/SCE/SCWP/SCWPE](#) instruction description.

The address and CCA targeted by the LL/LLE/LLWP/LLWPE must be must be synchronizable by all processors and I/O devices sharing the location; if it is not, the result is UNPREDICTABLE. Which storage is synchronizable is a function of both CPU and system implementations - see the [SC/SCE/SCWP/SCWPE](#) instruction for the formal definition. The preferred behavior for a load-linked instruction which attempts to access an address which is not synchronizable is a Bus Error exception.

If Config5.ULS is set, then the system supports uncached load-linked/store-conditional accesses. Otherwise, the result of uncached accesses is unpredictable.

A LL/LLE/LLWP/LLWPE instruction on one processor must not take action that, by itself, causes a store-conditional instruction for the same block on another processor to fail. For example, if an implementation depends on retaining the data in the cache during the RMW sequence, cache misses caused by a load-linked instruction must not fetch data in the exclusive state, since that would remove it from another core's cache if it were present.

An execution of a load-linked instruction does not have to be followed by execution of store-conditional instruction; a program is free to abandon the RMW sequence without attempting a write.

Support for the paired word instructions LLWP/LLWPE is indicated by the Config5.XNP bit. Paired word support is required for nanoMIPS™ cores, except for NMS cores, where it is optional.

The result of LLWP/LLWPE is unpredictable if \$rt and \$ru are the same register.

#### Exceptions:

Address Error. Bus Error. Coprocessor Unusable for LLE/LLWPE. Reserved Instruction for LLE/LLWPE if EVA not implemented. Reserved Instruction for LLWP/LLWPE if load linked pair not implemented. TLB Invalid. TLB Read Inhibit. TLB Refill. Watch.

# LSA

**Assembly:** LSA rd, rs, rt, u2

**Purpose:** *Load Scaled Address.* Add register \$rs scaled by a left shift u2 to register \$rt and place the 32 bit result in register \$rd.

**Availability:** nanoMIPS

**Format:**

|        |    |    |    |    |    |    |    |    |    |   |   |     |   |     |   |
|--------|----|----|----|----|----|----|----|----|----|---|---|-----|---|-----|---|
| 31     | 26 | 25 | 21 | 20 | 16 | 15 | 11 | 10 | 9  | 8 | 6 | 5   | 3 | 2   | 0 |
| 001000 |    |    | rt |    | rs |    | rd |    | u2 |   | x | 001 |   | 111 |   |
| 6      |    |    | 5  |    | 5  |    | 5  |    | 2  |   | 3 | 3   |   | 3   |   |

**Operation:**

```

10 sum = (GPR[rs] << u2) + GPR[rt]
11 GPR[rd] = sign_extend(sum, from_nbits=32)

```

In nanoMIPS™, the shift field directly encodes the shift amount, meaning that the supported shift values are in the range 0 to 3 (instead of 1 to 4 in MIPS R6™).

**Exceptions:** None.

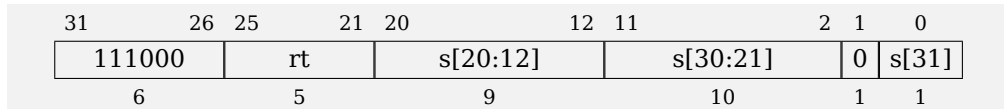
# LUI

**Assembly:** LUI *rt*, %hi(*imm*)

**Purpose:** *Load Upper Immediate.* Load upper 20 bits of immediate value *imm* to upper 20 bits of register \$*rt*, and set the lower 12 bits to zero.

**Availability:** nanoMIPS

**Format:**



`imm = sign_extend(s, from_nbits=32)`

**Operation:**

`GPR[rt] = imm`

For backwards compatibility, instances of LUI which use a literal value for the immediate will be treated as containing a 16 bit immediate which should be loaded into the upper 16 bits of the target register. To access the upper 20 bits of the register, the '%hi(*imm*)' form of the immediate must be used.

**Exceptions:** None.

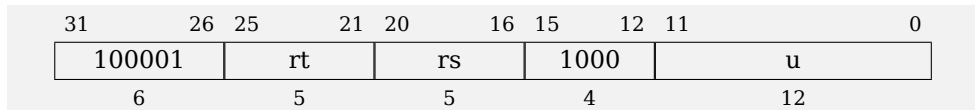
# LW

**Assembly:** LW rt, offset(rs)

**Purpose:** *Load Word.* Load word to register \$rt from memory address \$rs + offset (register plus immediate).

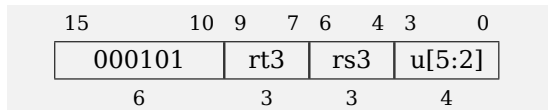
**Availability:** nanoMIPS, availability varies by format.

**Format:** LW[U12]



10 offset = u

**Format:** LW[16]

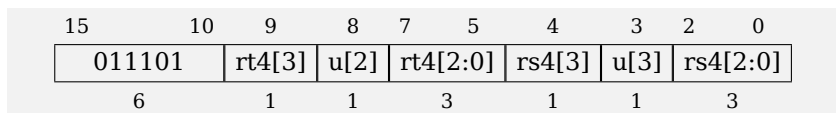


10 rt = decode\_gpr(rt3, 'gpr3')

11 rs = decode\_gpr(rs3, 'gpr3')

12 offset = u

**Format:** LW[4X4], not available in NMS



10 **if** C0.Config5.NMS == 1:

11     **raise** exception('RI')

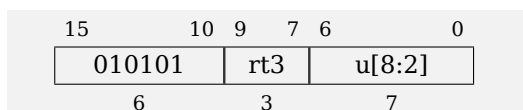
12

13 rt = decode\_gpr(rt4[3] @ rt4[2:0], 'gpr4')

14 rs = decode\_gpr(rs4[3] @ rs4[2:0], 'gpr4')

15 offset = u


**Format:** LW[GP16]



```

10 rt = decode_gpr(rt3, 'gpr3')
11 rs = 28
12 offset = u

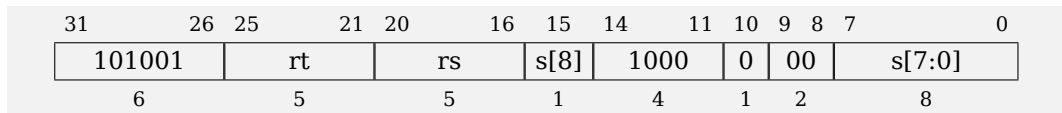
```

**Format:** LW[GP]

```

10 rs = 28
11 offset = u

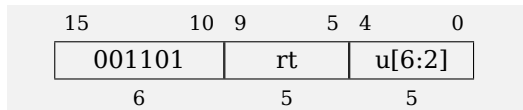
```

**Format:** LW[S9]

```

10 offset = sign_extend(s, from_nbits=9)

```

**Format:** LW[SP]

```

10 rs = 29
11 offset = u

```

**Operation:**

```

10 va = effective_address(GPR[rs], offset, 'Load')
11
12 data = read_memory_at_va(va, nbytes=4)
13 GPR[rt] = sign_extend(data, from_nbits=32)

```

**Exceptions:**

Address Error. Bus Error. Reserved Instruction for LW[4X4] format on NMS cores. TLB Invalid. TLB Read Inhibit. TLB Refill. Watch.



# LWE

**Assembly:** LWE rt, offset(rs)

**Purpose:** *Load Word using EVA addressing.* Load word to register \$rt from virtual address \$rs + offset, translating the virtual address as though the core is in user mode, although it is actually in kernel mode.

**Availability:** nanoMIPS. Optional, present when Config5.EVA=1. Requires CP0 privilege.

**Format:**

|        |    |    |    |    |      |      |    |    |    |        |   |   |   |
|--------|----|----|----|----|------|------|----|----|----|--------|---|---|---|
| 31     | 26 | 25 | 21 | 20 | 16   | 15   | 14 | 11 | 10 | 9      | 8 | 7 | 0 |
| 101001 | rt |    | rs |    | s[8] | 1000 |    | 0  | 10 | s[7:0] |   |   |   |
| 6      | 5  |    | 5  |    | 1    | 4    |    | 1  | 2  | 8      |   |   |   |

**Operation:**

```

10 offset = sign_extend(s, from_nbits=9)
11
12 if not C0.Config5.EVA:
13 raise exception('RI')
14
15 if not IsCoprocessor0Enabled():
16 raise coprocessor_exception(0)
17
18 va = effective_address(GPR[rs], offset, 'Load', eva=True)
19
20 data = read_memory_at_va(va, nbytes=4, eva=True)
21 GPR[rt] = sign_extend(data, from_nbits=32)

```

**Exceptions:**

Address Error. Bus Error. Coprocessor unusable. Reserved Instruction if EVA not implemented. TLB Invalid. TLB Read Inhibit. TLB Refill. Watch.

# LWM

**Assembly:** LWM rt, offset(rs), count

**Purpose:** *Load Word Multiple.* Load count words of data to registers \$rt, \$(rt+1), ..., \$(rt+count-1) from consecutive memory address starting at \$rs + offset (register plus immediate).

**Availability:** nanoMIPS, not available in NMS

**Format:**

|        |       |       |      |        |    |       |    |        |   |   |   |
|--------|-------|-------|------|--------|----|-------|----|--------|---|---|---|
| 31     | 26 25 | 21 20 | 16   | 15     | 14 | 12 11 | 10 | 9      | 8 | 7 | 0 |
| 101001 | rt    | rs    | s[8] | count3 | 0  | 1     | 00 | s[7:0] |   |   |   |
| 6      | 5     | 5     | 1    | 3      | 1  | 1     | 2  | 8      |   |   |   |

```

10 offset = sign_extend(s, from_nbits=9)
11 count = 8 if count3 == 0 else count3

```

**Operation:**

```

10 if C0.Config5.NMS == 1:
11 raise exception('RI')
12
13 i = 0
14 while i != count:
15 this_rt = (rt + i if rt + i < 32 else
16 rt + i - 16)
17
18 this_offset = offset + (i<<2)
19 va = effective_address(GPR[rs], this_offset, 'Load')
20
21 data = read_memory_at_va(va, nbytes=4)
22 GPR[this_rt] = sign_extend(data, from_nbits=32)
23
24 if this_rt == rs and i != count - 1:
25 raise UNPREDICTABLE()
26
27 i += 1

```

LWM loads count words to sequentially numbered register from sequential memory addresses. After loading \$31, the sequence of registers continues from \$16. Some example encodings of the register list are:

- rt=15, count=3: loads [\$15, \$16, \$17]
- rt=31, count=3: loads [\$31, \$16, \$17].

The result is unpredictable if an LWM instruction updates the base register prior to the final load.

LWM must be implemented in such a way as to make the instruction restartable, but the implementation does not need to be fully atomic. For instance, it is allowable for a LWM instruction to be aborted by an exception after a subset of the register updates have occurred. To ensure restartability, any write to GPR \$rs (which may be used as the final output register) must be completed atomically, that is, the instruction must graduate if and only if that write occurs.

**Exceptions:**

Address Error. Bus Error. Reserved Instruction on NMS cores. TLB Invalid. TLB Read Inhibit. TLB Refill. Watch.

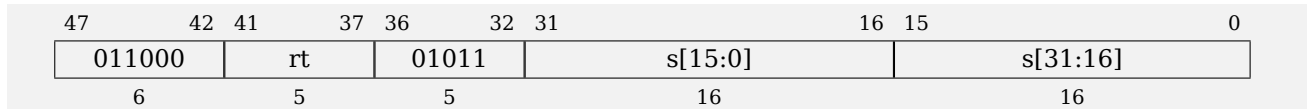
# LWPC

**Assembly:** LWPC rt, address

**Purpose:** *Load Word PC relative.* Load word to register \$rt from PC relative address address.

**Availability:** nanoMIPS, not available in NMS

**Format:** LWPC[48]



```
10 offset = sign_extend(s, from_nbits=32)
```

## Operation:

```
10 if C0.Config5.NMS == 1:
11 raise exception('RI')
12
13 address = effective_address(CPU.next_pc, offset)
14
15 data = read_memory_at_va(address, nbytes=4)
16 GPR[rt] = sign_extend(data, from_nbits=32)
```

## Exceptions:

Address Error. Bus Error. Reserved Instruction on NMS cores TLB Invalid. TLB Read Inhibit. TLB Refill. Watch.

# LWX

**Assembly:** LWX rd, rs(rt)

**Purpose:** *Load Word indeXed*. Load word to register \$rd from memory address \$rt + \$rs (register plus register).

**Availability:** nanoMIPS

**Format:**

|        |       |       |       |       |       |         |
|--------|-------|-------|-------|-------|-------|---------|
| 31     | 26 25 | 21 20 | 16 15 | 11 10 | 7 6 5 | 3 2 0   |
| 001000 | rt    | rs    | rd    | 1000  | 0     | 000 111 |
| 6      | 5     | 5     | 5     | 4     | 1     | 3 3     |

**Operation:**

```

10 va = effective_address(GPR[rs], GPR[rt], 'Load')
11
12 data = read_memory_at_va(va, nbytes=4)
13 GPR[rd] = sign_extend(data, from_nbits=32)

```

**Exceptions:**

Address Error. Bus Error. TLB Invalid. TLB Read Inhibit. TLB Refill. Watch.

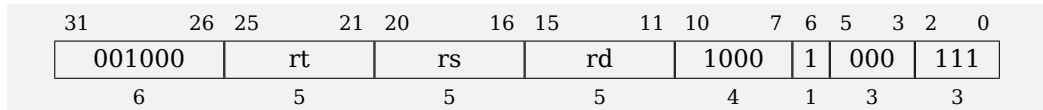
# LWXS

**Assembly:** LWXS rd, rs(rt)

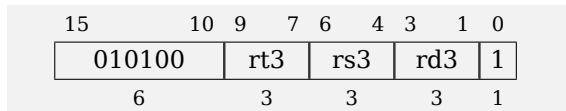
**Purpose:** *Load Word indeXed Scaled*. Load word to register \$rd from memory address \$rt + 4\*\$rs (register plus scaled register).

**Availability:** nanoMIPS

**Format:** LWXS[32]



**Format:** LWXS[16]



```

10 rd = decode_gpr(rd3, 'gpr3')
11 rs = decode_gpr(rs3, 'gpr3')
12 rt = decode_gpr(rt3, 'gpr3')

```

## Operation:

```

10 va = effective_address(GPR[rs]<<2, GPR[rt], 'Load')
11
12 data = read_memory_at_va(va, nbytes=4)
13 GPR[rd] = sign_extend(data, from_nbits=32)

```

## Exceptions:

Address Error. Bus Error. TLB Invalid. TLB Read Inhibit. TLB Refill. Watch.

## MFC0

**Assembly:** MFC0 rt, c0s, sel

**Purpose:** *Move From Coprocessor 0.* Write value of CP0 register indexed by c0s, sel to register \$rt.

**Availability:** nanoMIPS. Requires CP0 privilege.

**Format:**

|        |    |    |     |    |     |    |    |         |   |     |   |   |
|--------|----|----|-----|----|-----|----|----|---------|---|-----|---|---|
| 31     | 26 | 25 | 21  | 20 | 16  | 15 | 11 | 10      | 9 | 3   | 2 | 0 |
| 001000 | rt |    | c0s |    | sel |    | x  | 0000110 |   | 000 |   |   |
| 6      | 5  |    | 5   |    | 5   |    | 1  | 7       |   | 3   |   |   |

**Operation:**

```

10 if not IsCoprocessor0Enabled():
11 raise coprocessor_exception(0)
12
13 value = read_cp0_register(c0s, sel)
14 GPR[rt] = sign_extend(value, from_nbits=32)

```

An MFC0 which targets a register which is not used on the current core will return zero.

**Exceptions:** Coprocessor Unusable.

## MFHC0

**Assembly:** MFHC0 rt, c0s, sel

**Purpose:** *Move From High Coprocessor 0.* Write bits 63..32 (when present) of CP0 register indexed by c0s, sel to register \$rt.

**Availability:** nanoMIPS, required. (Optional on NMS cores). Requires CP0 privilege.

**Format:**

|        |       |       |       |         |             |
|--------|-------|-------|-------|---------|-------------|
| 31     | 26 25 | 21 20 | 16 15 | 11 10 9 | 3 2 0       |
| 001000 | rt    | c0s   | sel   | x       | 0000111 000 |
| 6      | 5     | 5     | 5     | 1       | 7 3         |

**Operation:**

```

10 if C0.Config5.MVH == 0:
11 raise exception('RI')
12
13 if not IsCoprocessor0Enabled():
14 raise coprocessor_exception(0)
15
16 value = read_cp0_register(c0s, sel, h=True)
17 GPR[rt] = sign_extend(value, from_nbits=32)

```

For certain core configurations, specific nanoMIPS32™ CP0 registers may be extended to be 64 bits wide. The MFHC0 instruction is used to read the upper 32 bits of such registers. An MFHC0 which targets a register for which the 'high' bits are not used will return zero.

This instruction is available when Config5.MVH=1, which is required on nanoMIPS™ cores, except for NMS cores where it is optional.

**Exceptions:**

Coprocessor Unusable. Reserved Instruction on NMS cores without MVH support.



# MOD

**Assembly:** MOD rd, rs, rt

**Purpose:** *Modulo*. Compute signed division of register \$rs by register \$rt, and place the remainder in register \$rd.

**Availability:** nanoMIPS

**Format:**

|        |       |       |       |         |             |
|--------|-------|-------|-------|---------|-------------|
| 31     | 26 25 | 21 20 | 16 15 | 11 10 9 | 3 2 0       |
| 001000 | rt    | rs    | rd    | x       | 0101011 000 |
| 6      | 5     | 5     | 5     | 1       | 7 3         |

**Operation:**

```

10 numerator = GPR[rs]
11 denominator = GPR[rt]
12
13 if denominator == 0:
14 quotient, remainder = (UNKNOWN, UNKNOWN)
15
16 else:
17 quotient, remainder = divide_integers(numerator, denominator)
18
19 GPR[rd] = sign_extend(remainder, from_nbits=32)

```

**Exceptions:** None.

# MODU

**Assembly:** MODU rd, rs, rt

**Purpose:** *Modulo Unsigned*. Compute unsigned division of register \$rs by register \$rt, and place the remainder in register \$rd.

**Availability:** nanoMIPS

**Format:**

|        |       |       |       |         |             |
|--------|-------|-------|-------|---------|-------------|
| 31     | 26 25 | 21 20 | 16 15 | 11 10 9 | 3 2 0       |
| 001000 | rt    | rs    | rd    | x       | 0111011 000 |
| 6      | 5     | 5     | 5     | 1       | 7 3         |

**Operation:**

```

10 numerator = zero_extend(GPR[rs], from_nbits=32)
11 denominator = zero_extend(GPR[rt], from_nbits=32)
12
13 if denominator == 0:
14 quotient, remainder = (UNKNOWN, UNKNOWN)
15
16 else:
17 quotient, remainder = divide_integers(numerator, denominator)
18
19 GPR[rd] = sign_extend(remainder, from_nbits=32)

```

**Exceptions:** None.

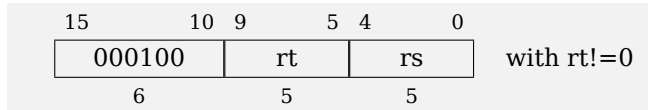
# MOVE

**Assembly:** MOVE rt, rs

**Purpose:** *Move.* Copy value of register \$rs to register \$rt.

**Availability:** nanoMIPS

**Format:**



**Operation:**

<sup>10</sup> GPR[rt] = GPR[rs]

**Exceptions:** None.

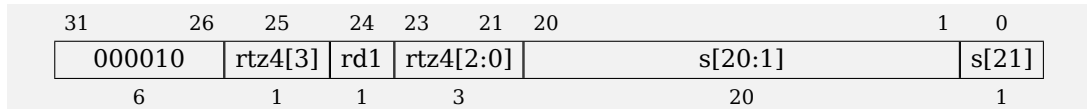
# MOVE.BALC

**Assembly:** MOVE.BALC rd, rt, address

**Purpose:** *Move and Branch and Link, Compact.* Copy value of register \$rt to register \$rd, and perform an unconditional PC relative branch to address, placing the return address in register \$31.

**Availability:** nanoMIPS, not available in NMS

**Format:**



**Operation:**

```

10 if C0.Config5.NMS == 1:
11 raise exception('RI')
12
13 rd = decode_gpr(rd1, 'gpr1')
14 rt = decode_gpr(rtz4[3] @ rtz4[2:0], 'gpr4.zero')
15
16 offset = sign_extend(s, from_nbits=22)
17 address = effective_address(CPU.next_pc, offset)
18
19 GPR[rd] = GPR[rt]
20
21 GPR[31] = CPU.next_pc
22 CPU.next_pc = address

```

Although this instruction is called MOVE.BALC, the order of the updates to PC, \$31 and \$rd is invisible to software, and an implementation may choose any order for carrying out these steps.

**Exceptions:** Reserved Instruction on NMS cores.

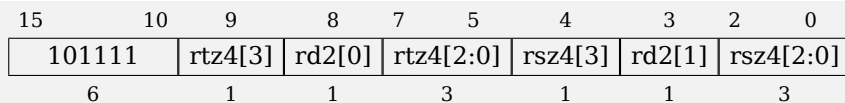
# MOVEP

**Assembly:** MOVEP dst1, dst2, src1, src2

**Purpose:** *Move Pair.* Copy value of register \$src1 to register \$dst1, and copy value of register \$src2 to register \$dst2.

**Availability:** nanoMIPS, not available in NMS

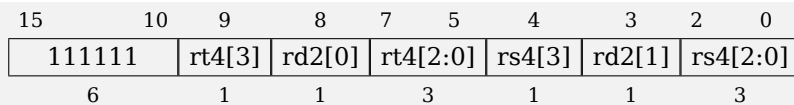
**Format:** MOVEP



```

10 dst1 = decode_gpr(rd2[1] @ rd2[0], 'gpr2.reg1')
11 dst2 = decode_gpr(rd2[1] @ rd2[0], 'gpr2.reg2')
12 src1 = decode_gpr(rsz4[3] @ rsz4[2:0], 'gpr4.zero')
13 src2 = decode_gpr(rtz4[3] @ rtz4[2:0], 'gpr4.zero')
```

**Format:** MOVEP[REV]



```

10 dst1 = decode_gpr(rs4[3] @ rs4[2:0], 'gpr4')
11 dst2 = decode_gpr(rt4[3] @ rt4[2:0], 'gpr4')
12 src1 = decode_gpr(rd2[1] @ rd2[0], 'gpr2.reg1')
13 src2 = decode_gpr(rd2[1] @ rd2[0], 'gpr2.reg2')
```

**Operation:**

```

10 if C0.Config5.NMS == 1:
11 raise exception('RI')
12
13 if dst1 == src1 or dst1 == src2 or dst2 == src1 or dst2 == src2:
14 GPR[dst1] = UNKNOWN
15 GPR[dst2] = UNKNOWN
16 else:
17 GPR[dst1] = GPR[src1]
18 GPR[dst2] = GPR[src2]
```

The output register values are unpredictable if either of the output registers is also used as an input.

**Exceptions:** Reserved Instruction on NMS cores.

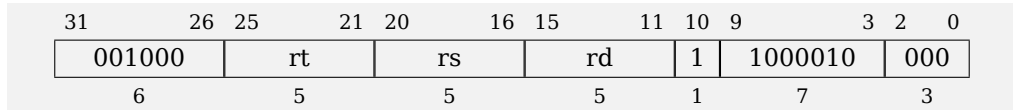
# MOVN

**Assembly:** MOVN rd, rs, rt

**Purpose:** *Move if Not zero.* Copy value of register \$rs to register \$rd if register \$rt is not zero.

**Availability:** nanoMIPS

**Format:**



**Operation:**

<sup>10</sup> GPR[rd] = GPR[rs] **if** GPR[rt] **!= 0** **else** GPR[rd]

**Exceptions:** None.

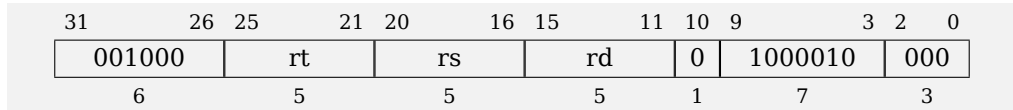
# MOVZ

**Assembly:** MOVZ rd, rs, rt

**Purpose:** *Move if Zero.* Copy value of register \$rs to register \$rd if register \$rt is zero.

**Availability:** nanoMIPS

**Format:**



**Operation:**

<sup>10</sup> GPR[rd] = GPR[rs] **if** GPR[rt] == 0 **else** GPR[rd]

**Exceptions:** None.

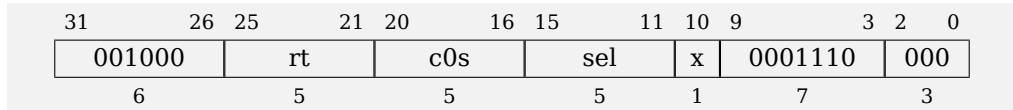
## MTC0

**Assembly:** MTC0 rt, c0s, sel

**Purpose:** *Move To Coprocessor 0.* Write value of register \$rt to CP0 register indexed by c0s, sel.

**Availability:** nanoMIPS. Requires CP0 privilege.

**Format:**



**Operation:**

```

10 if not IsCoprocessor0Enabled():
11 raise coprocessor_exception(0)
12
13 write_cp0_register(GPR[rt], c0s, sel)

```

An MTC0 to a register which is not used on the current core is ignored.

When a register is extended to have high bits for a specific configuration (see [MTHC0](#)), legacy software which is not aware of the existence of these high bits still needs to function correctly. In such cases, the architecture may require that an MTC0 modifies the high 32 bits of the register as well as the low 32 bits to give the correct legacy behavior.

For this reason, when setting an extended CP0 register, the MTC0 to set the low 32 bits should always precede the MTHC0 to set the high 32 bits. Also, a read-modify-write sequence to set a specific bitfield in the low 32 bits should read both the low 32 and high 32 bits, then do MTC0 followed by MTHC0 to write the modified value back.

**Exceptions:** Coprocessor Unusable.



# MTHC0

**Assembly:** MTHC0 rt, c0s, sel

**Purpose:** *Move To High Coprocessor 0.* Write value of register \$rt to bits 63..32 (when present) of CP0 register indexed by c0s, sel.

**Availability:** nanoMIPS, required. (Optional on NMS cores). Requires CP0 privilege.

**Format:**

|        |       |       |       |         |             |
|--------|-------|-------|-------|---------|-------------|
| 31     | 26 25 | 21 20 | 16 15 | 11 10 9 | 3 2 0       |
| 001000 | rt    | c0s   | sel   | x       | 0001111 000 |
| 6      | 5     | 5     | 5     | 1       | 7 3         |

**Operation:**

```

10 if C0.Config5.MVH == 0:
11 raise exception('RI')
12
13 if not IsCoprocessor0Enabled():
14 raise coprocessor_exception(0)
15
16 write_cp0_register(GPR[rt], c0s, sel, h=True)

```

For certain core configurations, specific nanoMIPS32™ CP0 registers may be extended to be 64 bits wide. The MTHC0 instruction is used to write the upper 32 bits of such registers. An MTHC0 to a register for which the 'high' bits are not used will be ignored.

When a register is extended to have high bits for a specific configuration, legacy software which is not aware of the existence of these high bits still needs to function correctly. In such cases, the architecture may require that an MTC0 modifies the high 32 bits of the register as well as the low 32 bits to give the correct legacy behavior.

For this reason, when setting an extended CP0 register, the MTC0 to set the low 32 bits should always precede the MTHC0 to set the high 32 bits. Also, a read-modify-write sequence to set a specific bitfield in the low 32 bits should read both the low 32 and high 32 bits, then do MTC0 followed by MTHC0 to write the modified value back.

This instruction is available when Config5.MVH=1, which is required on nanoMIPS™ cores, except for NMS cores where it is optional.

**Exceptions:**

Coprocessor Unusable. Reserved Instruction on NMS cores without MVHm support.

# MUH

**Assembly:** MUH rd, rs, rt

**Purpose:** *Multiply High*. Multiply signed word values from registers \$rs and \$rt, and place bits 63..32 of the result in register \$rd.

**Availability:** nanoMIPS

**Format:**

|        |       |       |       |         |             |
|--------|-------|-------|-------|---------|-------------|
| 31     | 26 25 | 21 20 | 16 15 | 11 10 9 | 3 2 0       |
| 001000 | rt    | rs    | rd    | x       | 0001011 000 |
| 6      | 5     | 5     | 5     | 1       | 7 3         |

**Operation:**

```

10 result = GPR[rs] * GPR[rt]
11
12 result_hi = result[63:32]
13
14 GPR[rd] = sign_extend(result_hi, from_nbits=32)

```

**Exceptions:** None.

# MUHU

**Assembly:** MUHU rd, rs, rt

**Purpose:** *Multiply High Unsigned.* Multiply unsigned word values in registers \$rs and \$rt, and place bits 63..32 of the result in register \$rd.

**Availability:** nanoMIPS

**Format:**

|        |       |       |       |         |             |
|--------|-------|-------|-------|---------|-------------|
| 31     | 26 25 | 21 20 | 16 15 | 11 10 9 | 3 2 0       |
| 001000 | rt    | rs    | rd    | x       | 0011011 000 |
| 6      | 5     | 5     | 5     | 1       | 7 3         |

**Operation:**

```

10 rs_unsigned = zero_extend(GPR[rs], from_nbits=32)
11 rt_unsigned = zero_extend(GPR[rt], from_nbits=32)
12
13 result = rs_unsigned * rt_unsigned
14
15 result_hi = result[63:32]
16
17 GPR[rd] = sign_extend(result_hi, from_nbits=32)

```

**Exceptions:** None.

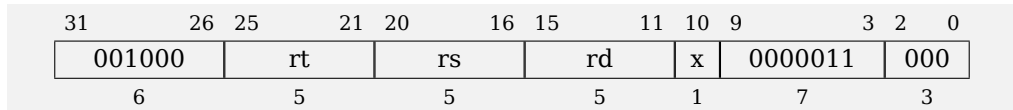
# MUL

**Assembly:** MUL dst, src1, src2

**Purpose:** *Multiply.* Multiply signed word values in registers \$src1 and \$src2, and place bits 31..0 of the result in register \$dst.

**Availability:** nanoMIPS, availability varies by format.

**Format:** MUL[32]

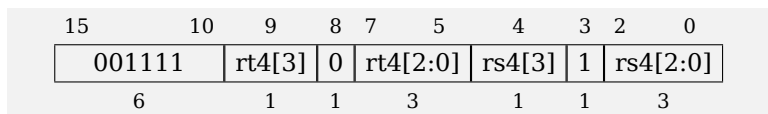


```

10 dst = rd
11 src1 = rs
12 src2 = rt
13
14 not_in_mms = False

```

**Format:** MUL[4X4], not available in NMS



```

10 dst = decode_gpr(rt4, 'gpr4')
11 src1 = decode_gpr(rt4, 'gpr4')
12 src2 = decode_gpr(rs4, 'gpr4')
13
14 not_in_mms = True

```

**Operation:**

```

10 if not_in_mms and C0.Config5.NMS == 1:
11 raise exception('RI')
12
13 result = GPR[src1] * GPR[src2]
14
15 GPR[dst] = sign_extend(result, from_nbits=32)

```

**Exceptions:** Reserved Instruction for MUL[4X4] format on NMS cores.

# MULU

**Assembly:** MULU rd, rs, rt

**Purpose:** *Multiply Unsigned.* Multiply unsigned word values in registers \$rs and \$rt, and place bits 31..0 of the result in register \$rd.

**Availability:** nanoMIPS

**Format:**

|        |       |       |       |         |             |
|--------|-------|-------|-------|---------|-------------|
| 31     | 26 25 | 21 20 | 16 15 | 11 10 9 | 3 2 0       |
| 001000 | rt    | rs    | rd    | x       | 0010011 000 |
| 6      | 5     | 5     | 5     | 1       | 7 3         |

**Operation:**

```

10 rs_unsigned = zero_extend(GPR[rs], from_nbits=32)
11 rt_unsigned = zero_extend(GPR[rt], from_nbits=32)
12
13 result = rs_unsigned * rt_unsigned
14
15 GPR[rd] = sign_extend(result, from_nbits=32)

```

**Exceptions:** None.

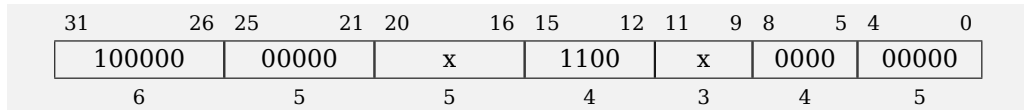
# NOP

**Assembly:** NOP

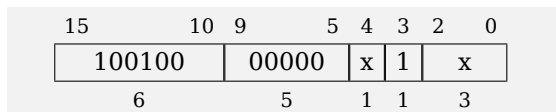
**Purpose:** *No Operation.*

**Availability:** nanoMIPS

**Format:** NOP[32]



**Format:** NOP[16]



**Operation:**

```

10 # No operation
11 pass

```

The NOP[32] encoding is equivalent to an SLL[32] instruction using \$0 as output and a shift value of 0. The NOP[16] encoding is equivalent to an ADDIU[RS5] instruction using \$0 as output. Therefore NOP does not necessarily need any additional implementation in hardware beyond the normal behavior of the SLL[32] and ADDIU[RS5] instructions.

If software intentionally generates a NOP instruction, it should only generate these specific encodings, rather than other instructions writing to \$0 which would also result in no operation.

If hardware implements a performance counter for nops, it can expect these specific instruction encodings to be used. It should ignore the x field of the encoding, treating all values of x as representing a valid NOP instruction. Software on the other hand should only generate NOP instructions with an x value of 0.

As for all instruction definitions containing x fields, this methodology allows for the possibility that the meaning of x values other than zero might be enhanced in the future, with the understanding that cores prior to the enhanced definition will treat the  $x \neq 0$  encodings as equivalent to the  $x = 0$  instruction.

**Exceptions:** None.

# NOR

**Assembly:** NOR rd, rs, rt

**Purpose:** NOR. Compute logical NOR of registers \$rs and \$rt, placing the result in register \$rt.

**Availability:** nanoMIPS

**Format:**

|        |       |       |       |         |             |
|--------|-------|-------|-------|---------|-------------|
| 31     | 26 25 | 21 20 | 16 15 | 11 10 9 | 3 2 0       |
| 001000 | rt    | rs    | rd    | x       | 1011010 000 |
| 6      | 5     | 5     | 5     | 1       | 7 3         |

**Operation:**

<sup>10</sup>  $GPR[rd] = \sim(GPR[rs] \mid GPR[rt])$

**Exceptions:** None.

## NOT[16]

**Assembly:** NOT rt, rs

**Purpose:** NOT. Write logical inversion of register \$rs to register \$rt.

**Availability:** nanoMIPS

**Format:**

|        |    |   |     |     |    |   |   |   |   |
|--------|----|---|-----|-----|----|---|---|---|---|
| 15     | 10 | 9 | 7   | 6   | 4  | 3 | 2 | 1 | 0 |
| 010100 |    |   | rt3 | rs3 | 00 | 0 | 0 |   |   |
| 6      |    |   | 3   | 3   | 2  | 1 | 1 |   |   |

**Operation:**

```

10 rt = decode_gpr(rt3, 'gpr3')
11 rs = decode_gpr(rs3, 'gpr3')
12
13 GPR[rt] = ~GPR[rs]
```

**Exceptions:** None.



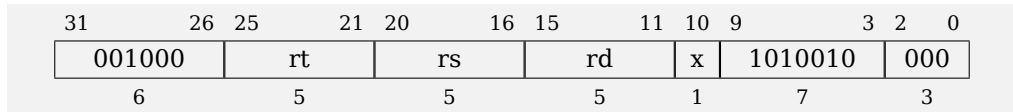
# OR

**Assembly:** OR rd, rs, rt

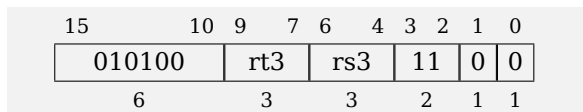
**Purpose:** OR. Compute logical OR of registers \$rs and \$rt, placing the result in register \$rt.

**Availability:** nanoMIPS

**Format:** OR[32]



**Format:** OR[16]



```

10 rt = decode_gpr(rt3, 'gpr3')
11 rs = decode_gpr(rs3, 'gpr3')
12 rd = rt

```

**Operation:**

```

10 GPR[rd] = GPR[rs] | GPR[rt]

```

**Exceptions:** None.

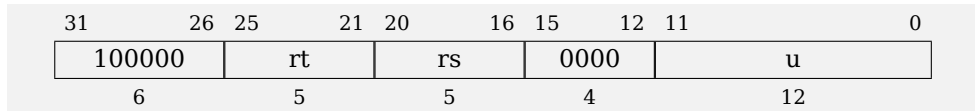
# ORI

**Assembly:** ORI rt, rs, u

**Purpose:** *OR Immediate*. Compute logical OR of register \$rs with immediate u, placing the result in register \$rt.

**Availability:** nanoMIPS

**Format:**



**Operation:**

<sup>10</sup>  $GPR[rt] = GPR[rs] \mid u$

**Exceptions:** None.

# PAUSE

**Assembly:** PAUSE

**Purpose:** *Pause.* Pause until LL Bit is cleared.

**Availability:** nanoMIPS

**Format:**

|        |    |    |       |    |    |    |      |    |   |      |   |       |   |
|--------|----|----|-------|----|----|----|------|----|---|------|---|-------|---|
| 31     | 26 | 25 | 21    | 20 | 16 | 15 | 12   | 11 | 9 | 8    | 5 | 4     | 0 |
| 100000 |    |    | 00000 |    |    | x  | 1100 |    | x | 0000 |   | 00101 |   |
| 6      |    |    | 5     |    |    | 5  | 4    |    | 3 | 4    |   | 5     |   |

**Operation:**

```

10 if C0.LLAddr.LLB:
11 CPU.in_pause_state = True

```

The purpose of the PAUSE instruction is halt a thread (rather than entering a spin loop) when it is waiting to acquire an LL/SC lock. This is particularly useful on multi-threaded processors, since the waiting thread may be using the same instruction pipeline as the thread which currently owns the lock, and hence entering a spin loop will delay the other thread from completing its task and freeing the lock.

When a thread is in the paused state, it should not issue any instructions. The paused state will be cleared either if the LLBit for the thread gets cleared, or if the thread takes an interrupt. If an interrupt occurs, it is implementation dependent whether C0.EPC points to the PAUSE instruction or the instruction after the PAUSE.

In LL/SC lock software, the LLBit of the waiting thread will always be cleared when the thread which owns the lock does a store instruction to the lock address in order to clear the lock. Thus the paused thread will always be woken when it has another opportunity to acquire the lock. After the PAUSE instruction completes, software is expected to attempt to acquire the lock again by re-executing the LL/SC sequence.

It is legal to implement PAUSE as a NOP instruction. In this case, the behavior of LL/SC lock software will be equivalent to executing a spin loop to acquire the lock. Software using PAUSE will still work, but the benefit of having the waiting thread not consume instruction issue slots will be lost.

PAUSE is encoded as an SLL instruction with a shift value of 5, targeting GPR \$0. Hence PAUSE will behave as a NOP instruction if no additional behavior beyond that of SLL is implemented.

The following assembly code example shows how the PAUSE instruction can be used to halt a thread while it is waiting to acquire an LL/SC lock.

```

acquire_lock:
 ll t0, 0(a0) /* Read software lock, set LLBit. */
 bnezc t0, acquire_lock_retry /* Branch if software lock is taken. */
 addiu t0, t0, 1 /* Set the software lock. */

```

```
sc t0, 0(a0) /* Try to store the software lock. */
bnezc t0, 10f /* Branch if lock acquired successfully. */
sync
```

**acquire\_lock\_retry:**

```
pause /* Wait for LLBIT to clear before retrying. */
bc acquire_lock /* Now retry the operation. */
```

**10:**

```
/* Critical Region Code */
...
```

**release\_lock:**

```
sync
sw zero, 0(a0) /* Release software lock, clearing LLBIT
 for any PAUSEd waiters */
```

**Exceptions:** None.

# PREF/PREFE

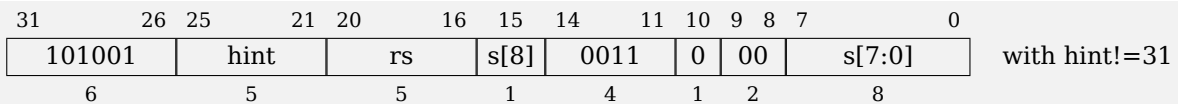
## Assembly:

```
PREF hint, offset(rs)
PREFE hint, offset(rs)
```

**Purpose:** *Prefetch/Prefetch using EVA addressing.* Perform a prefetch operation of type hint at address  $\$rs + \text{offset}$  (register plus immediate). For PREFE, translate the virtual address as though the core is in user mode, although it is actually in kernel mode.

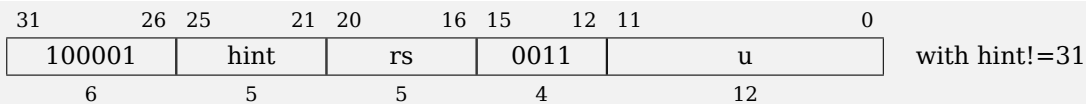
**Availability:** nanoMIPS, availability varies by format.

**Format:** PREF[S9]



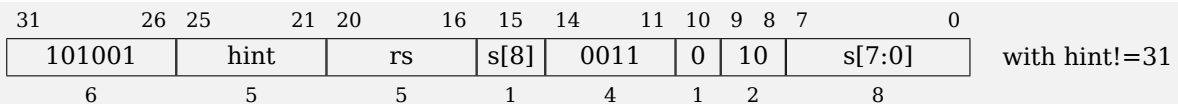
```
10 offset = sign_extend(s, from_nbits=9)
11 is_eva = False
```

**Format:** PREF[U12]



```
10 offset = u
11 is_eva = False
```

**Format:** PREFE, present when Config5.EVA=1, requires CP0 privilege.



```
10 offset = sign_extend(s, from_nbits=9)
11 is_eva = True
```

## Operation:

```
10 if is_eva and not C0.Config5.EVA:
11 raise exception('RI')
12
13 if is_eva and not IsCoprocesor0Enabled():
```

```

14 raise coprocessor_exception(0)
15
16 va = effective_address(GPR[rs], offset, 'Load', eva=is_eva)
17
18 # Perform implementation dependent prefetch actions
19 pref(va, hint, eva=is_eva)

```

The PREF and PREFE instructions request that the processor take some action to improve program performance in accordance with the intended data usage specified by the hint argument. This is typically done by moving data to or from the cache at the specified address. The meanings of hint are as follows:

- hint=0: *load*
  - Use: Prefetched data is expected to be read (not modified).
  - Action: Fetch data as if for a load.
- hint=1: *store*
  - Use: Prefetched data is expected to be stored or modified.
  - Action: Fetch data as if for a store.
- hint=2: *L1 LRU hint*
  - Mark the line as LRU in the L1 cache and thus preferred for next eviction. Implementations can choose to writeback and/or invalidate the line as long as no architectural state is modified.
- hint=3: Reserved for Implementation
- hint=4: *load\_streamed*
  - Use: Prefetched data is expected to be read (not modified) but not reused extensively; it "streams" through cache.
  - Action: Fetch data as if for a load and place it in the cache so that it does not displace data prefetched as "retained".
- hint=5: *store\_streamed*
  - Use: Prefetched data is expected to be stored or modified but not reused extensively; it "streams" through cache.
  - Action: Fetch data as if for a store and place it in the cache so that it does not displace data prefetched as "retained".
- hint=6: *load\_retained*
  - Use: Prefetched data is expected to be read (not modified) and reused extensively; it should be "retained" in the cache.

- Action: Fetch data as if for a load and place it in the cache so that it is not displaced by data prefetched as "streamed".
- *hint=7: store\_retained*
  - Use: Prefetched data is expected to be stored or modified and reused extensively; it should be "retained" in the cache.
  - Action: Fetch data as if for a store and place it in the cache so that it is not displaced by data prefetched as "streamed".
- *hint=8..15: L2 operation*
  - In the Release 6 architecture, hint codes 8..15 are treated the same as hint codes 0..7 respectively, but operate on the L2 cache.
- *hint=16..23: L3 operation*
  - In the Release 6 architecture, hint codes 16..23 are treated the same as hint codes 0..7 respectively, but operate on the L3 cache.
- *hint=24..30: Reserved for Architecture*
  - These hint codes are reserved in nanoMIPS and should act as a NOP. (This is not the same as the MIPS R6 behavior, where these hints give a Reserved Instruction exception). Note that *hint=31* is not listed as that encoding is decoded as a SYNCI instruction.

The action taken for a specific PREF instruction is both system and context dependent. Any action, including doing nothing, is permitted as long as it does not change architecturally visible state or alter the meaning of a program.

PREF does not cause addressing-related exceptions, including TLB exceptions. If the address specified would cause an addressing exception, the exception condition is ignored and no data movement occurs.

For cached addresses, the expected and useful action is for the processor to prefetch a block of data that includes the effective address. The size of the block and the level of the memory hierarchy it is fetched into are implementation specific.

PREF neither generates a memory operation nor modifies the state of a cache line for addresses with an uncached CCA.

Prefetch operations have no effect on cache lines that were previously locked with the CACHE instruction.

In coherent multiprocessor implementations, if the effective address uses a coherent CCA, then the instruction causes a coherent memory transaction to occur. This means a prefetch issued on one processor can cause data to be evicted from the cache in another processor.

The memory transactions which occur as a result of a PREF instruction, such as cache refill or cache writeback, obey the same ordering and completion rules as other load or store instructions.

It is implementation dependent whether a Bus Error or Cache Error exception is reported if such an error is detected as a byproduct of the action taken by the PREF instruction. Implementations are encouraged to report such errors only if there is a specific requirement for high-reliability. Note that

suppressing a bus or cache error in this case may require that the processor communicate to the system that the reference is speculative.

Hint field encodings whose function is described as “streamed” or “retained” convey usage intent from software to hardware. Software should not assume that hardware will always prefetch data in an optimal way. If data is to be truly retained, software should use the Cache instruction to lock data into the cache.

It is implementation dependent whether a data watch or EJTAG breakpoint exception is triggered by a prefetch instruction whose address matches the Watch register address match or EJTAG data breakpoint conditions. The preferred implementation is not to match on the prefetch instruction.

**Exceptions:**

Bus Error. Cache Error. Coprocessor Unusable for PREFE. Reserved Instruction for PREFE if EVA not implemented.



# RDHWR

## Assembly:

```
RDHWR rt, hs, sel
RDHWR rt, hs
```

**Purpose:** *Read Hardware Register.* Read specific CP0 privileged state (identified by `hs`, `sel`) to register `$rs`. Kernel code can enable or disable user mode RDHWR accesses by programming the enable bits in the HWREna register.

**Availability:** nanoMIPS, not available in NMS

## Format:

|        |    |    |    |    |     |    |    |         |   |     |   |   |
|--------|----|----|----|----|-----|----|----|---------|---|-----|---|---|
| 31     | 26 | 25 | 21 | 20 | 16  | 15 | 11 | 10      | 9 | 3   | 2 | 0 |
| 001000 | rt |    | hs |    | sel |    | x  | 0111000 |   | 000 |   |   |
| 6      | 5  |    | 5  |    | 5   |    | 1  | 7       |   | 3   |   |   |

## Operation:

```

10 if C0.Config5.NMS == 1:
11 raise exception('RI')
12
13 if not IsCoproprocessor0Enabled():
14 if not C0.HWREna & (1 << hs):
15 raise exception('RI', 'Required HWREna bit not set')
16
17 if sel and hs != 4:
18 raise exception('RI', 'sel field not supported for this hs')
19
20 if is_guest_mode():
21 check_gpsi('CP0')
22
23 if hs == 0:
24 GPR[rt] = C0.EBase.CPUNum
25
26 elif hs == 1:
27 GPR[rt] = synci_step()
28
29 elif hs == 2:
30 if is_guest_mode():
31 check_gpsi('GT')
32 GPR[rt] = guest_count()
33
34 else:
35 GPR[rt] = C0.Count

```

```

36
37 elif hs == 3:
38 GPR[rt] = CPU.count_resolution
39
40 elif hs == 4:
41 if not C0.Config1.PC:
42 raise exception('RI', 'Perf Counters not implemented')
43
44 GPR[rt] = read_cp0_register(25, sel) # Performance counter register
45
46 elif hs == 5:
47 GPR[rt] = C0.Config5.XNP
48
49 elif hs == 29:
50 if not C0.Config3.ULRI:
51 raise exception('RI')
52
53 GPR[rt] = sign_extend(C0.UserLocal)
54
55 else:
56 raise exception('RI')

```

**Exceptions:**

Coprocessor Unusable. Reserved Instruction for unsupported register numbers. Reserved Instruction on NMS cores.

# RDPGPR

**Assembly:** RDPGPR rt, rs

**Purpose:** *Read Previous GPR.* Write the value of register \$rs from the previous shadow register set (SRSCtl.PSS) to register \$rt in the current shadow register set (SRSCtl.CSS). If shadow register sets are not implemented, just copy the value from register \$rs to register \$rt.

**Availability:** nanoMIPS. Requires CP0 privilege.

**Format:**

|        |       |       |             |       |     |     |     |
|--------|-------|-------|-------------|-------|-----|-----|-----|
| 31     | 26 25 | 21 20 | 16 15 14 13 | 9 8   | 6 5 | 3 2 | 0   |
| 001000 | rt    | rs    | 11          | 10000 | 101 | 111 | 111 |
| 6      | 5     | 5     | 2           | 5     | 3   | 3   | 3   |

**Operation:**

```

10 if not IsCoproprocessor0Enabled():
11 raise coprocessor_exception(0)
12
13 if C0.SRSCtl.HSS > 0:
14 GPR[rt] = SRS[C0.SRSCtl.PSS][rs]
15 else:
16 GPR[rt] = GPR[rs]
```

**Exceptions:** Coprocessor Unusable.

# RESTORE/RESTORE.JRC

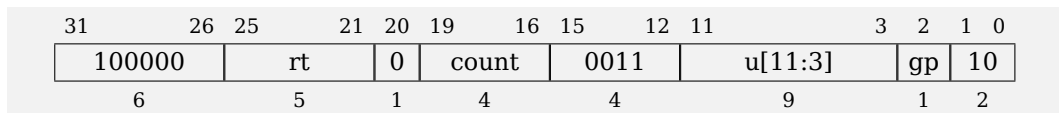
## Assembly:

```
RESTORE u[, dst1 [, dst2 [, ...]]] # jr=0 implied
RESTORE.JRC u[, dst1 [, dst2 [, ...]]] # jr=1 implied
```

**Purpose:** Restore callee saved registers/Restore callee saved registers and Jump to Return address, Compact. Restore registers dst1, [dst2, ...] from addresses at the top of the local stack frame ( $\$29 + u - 4$ ,  $\$29 + u - 8$ , ...), then point register  $\$29$  back to the caller's stack frame by adding offset  $u$ . For RESTORE.JRC, return from the current subroutine by jumping to the address in  $\$31$ .

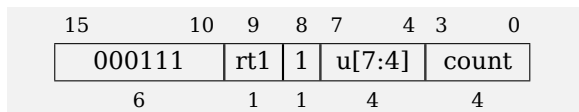
**Availability:** nanoMIPS, availability varies by format.

**Format:** RESTORE[32]



10 jr = 0

**Format:** RESTORE.JRC[16]

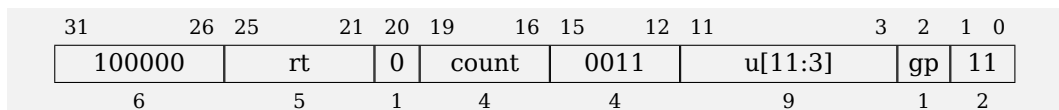


10 rt = 30 if rt1 == 0 else 31

11 gp = 0

12 jr = 1

**Format:** RESTORE.JRC[32], gp case not available in NMS



10 jr = 1

## Operation:

```

10 if gp and C0.Config5.NMS:
11 raise exception('RI')
12
13 i = 0
14 while i != count:
15 this_rt = (28 if gp and (i + 1 == count) else
16 rt + i if rt + i < 32 else
17 rt + i - 16)
18
19 this_offset = u - ((i+1) << 2)
20 va = effective_address(GPR[29], this_offset, 'Load')
21
22 if va & 3:
23 raise exception('ADEL', badva=va)
24
25 data = read_memory_at_va(va, nbytes=4)
26 GPR[this_rt] = sign_extend(data, from_nbits=32)
27
28 if this_rt == 29:
29 raise UNPREDICTABLE()
30
31 i += 1
32
33 GPR[29] = effective_address(GPR[29], u)
34
35 if jr:
36 CPU.next_pc = GPR[31]

```

The purpose of the RESTORE and RESTORE.JRC instructions is to restore callee saved registers from the stack on exit from a subroutine, adjust the stack pointer register \$29 to point to the caller's stack frame, and for RESTORE.JRC to return from the subroutine by jumping to the address in register \$31. RESTORE/RESTORE.JRC will usually be paired with a matching SAVE instruction at the start of the subroutine, and SAVE and RESTORE take the same arguments.

The arguments for RESTORE/RESTORE.JRC consist of the amount to increment the stack by, and a list of registers to restore from to the stack. The increment is a double word aligned immediate value  $u$  in the range 0 to 4092. The register list can contain up to 16 consecutive registers. The count of the number of registers is encoded in the instruction's count field. The first register in the list is encoded in the  $rt$  field of the instruction.

The register list is allowed to wrap around from register \$31 back to register \$16 and still be considered consecutive; this allows  $fp$  (\$30) and  $ra$  (\$31) and the saved temporary registers  $s0-s7$  (\$16 - \$23) to be restored in one instruction.

Additionally, \$28 (the global pointer register) will be used in place of last register in the sequence if the 'gp' bit in the instruction encoding is set. This feature (which is not available for NMS cores) makes it possible to treat \$28 as a callee saved register for environments such as Linux which require it.

The restored registers are read from memory addresses  $\$29 + u - 4$ ,  $\$29 + u - 8$ ,  $\$29 + u - 12$ , ... etc, i.e. at the top of the local stack frame. The stack pointer is then adjusted by adding the size  $u$  of

the local stack frame, so that it points back to the caller's stack frame.

RESTORE.JRC with count=0 adjusts the stack pointer and jumps to the address in \$31, but does not restore any registers from memory. Thus the RESTORE.JRC[16] instruction format can be used to provide ADDIU \$29, \$29, u; JRC \$31 behavior using a single 16 bit instruction.

The result of a RESTORE instruction is UNPREDICTABLE if the register list includes register \$29.

RESTORE/RESTORE.JRC must be implemented in such a way as to make the instructions restartable, but the implementation does not need to be fully atomic. For instance, it is allowable for a RESTORE/RESTORE.JRC instruction to be aborted by an exception after a subset of the register updates have occurred. To ensure restartability, the write to GPR \$29 and the jump (for RESTORE.JRC) must be completed atomically, that is, the instruction must graduate if and only if those writes occur.

**Exceptions:**

Address Error. Bus Error. Reserved Instruction for gp=1 cases on NMS cores. TLB Invalid. TLB Read Inhibit. TLB Refill. Watch.

# ROTR

**Assembly:** ROTR *rt*, *rs*, *shift*

**Purpose:** *Rotate Right*. Rotate the word value in register *\$rs* by shift value *shift*, and place the result in register *\$rt*.

**Availability:** nanoMIPS

**Format:**

|        |           |           |       |       |      |       |   |
|--------|-----------|-----------|-------|-------|------|-------|---|
| 31     | 26 25     | 21 20     | 16 15 | 12 11 | 9 8  | 5 4   | 0 |
| 100000 | <i>rt</i> | <i>rs</i> | 1100  | x     | 0110 | shift |   |
| 6      | 5         | 5         | 4     | 3     | 4    | 5     |   |

**Operation:**

```

10 tmp = GPR[rs][31:0] @ GPR[rs][31:0]
11 result = tmp >> shift
12 GPR[rt] = sign_extend(result, from_nbits=32)

```

**Exceptions:** None.

# ROTRV

**Assembly:** ROTRV rd, rs, rt

**Purpose:** *Rotate Right Variable.* Rotate the word value in register \$rs by the shift value contained in register \$rt, and place the result in register \$rd.

**Availability:** nanoMIPS

**Format:**

|        |       |       |       |         |             |
|--------|-------|-------|-------|---------|-------------|
| 31     | 26 25 | 21 20 | 16 15 | 11 10 9 | 3 2 0       |
| 001000 | rt    | rs    | rd    | x       | 0011010 000 |
| 6      | 5     | 5     | 5     | 1       | 7 3         |

**Operation:**

```

10 shift = GPR[rt] & 0x1f
11 tmp = GPR[rs][31:0] @ GPR[rs][31:0]
12 result = tmp >> shift
13 GPR[rd] = sign_extend(result, from_nbits=32)

```

**Exceptions:** None.



# ROTX

## Assembly:

```
ROTX rt, rs, shift, shiftx # stripe=0 implied
ROTX rt, rs, shift, shiftx, stripe
```

**Purpose:** *Rotate and eXchange*. Rotate and exchange bits in the word value in register \$rs and place result in register \$rt. Specific choices of the shift, shiftx and stripe arguments allow this instruction to perform bit and byte reordering operations including BYTEREVW, BYTEREVH, BITREVV, BITREVVH and BITREVB.

**Availability:** nanoMIPS, not available in NMS

## Format:

|        |    |    |    |    |      |    |    |             |    |        |   |       |   |   |
|--------|----|----|----|----|------|----|----|-------------|----|--------|---|-------|---|---|
| 31     | 26 | 25 | 21 | 20 | 16   | 15 | 12 | 11          | 10 | 7      | 6 | 5     | 4 | 0 |
| 100000 | rt |    | rs |    | 1101 |    | 0  | shiftx[4:1] |    | stripe | 0 | shift |   |   |
| 6      | 5  |    | 5  |    | 4    |    | 1  | 4           |    | 1      | 1 | 5     |   |   |

## Operation:

```
10 if C0.Config5.NMS:
11 raise exception('RI')
12
13 tmp0 = GPR[rs][31:0] @ GPR[rs][31:0]
14
15 tmp1 = tmp0
16 for i in range(47): # 0..46
17 s = shift if (i & 0b01000) else shiftx
18 if stripe and not (i & 0b00100): s = ~s
19 if s[4]: tmp1[i] = tmp0[i+16]
20
21 tmp2 = tmp1
22 for i in range(39): # 0..38
23 s = shift if (i & 0b00100) else shiftx
24 if s[3]: tmp2[i] = tmp1[i+8]
25
26 tmp3 = tmp2
27 for i in range(35): # 0..34
28 s = shift if (i & 0b00010) else shiftx
29 if s[2]: tmp3[i] = tmp2[i+4]
30
31 tmp4 = tmp3
32 for i in range(33): # 0..32
33 s = shift if (i & 0b00001) else shiftx
34 if s[1]: tmp4[i] = tmp3[i+2]
```

```

35
36 tmp5 = tmp4
37 for i in range(32): # 0..31
38 s = shift;
39 if s[0]: tmp5[i] = tmp4[i+1]
40
41 GPR[rt] = sign_extend(tmp5, from_nbits=32)

```

The ROTX instruction can be used to reverse elements of a selected size within blocks of a different selected size. Some example use cases are shown in the table below. The 'Result' shows the output value assuming an input value of abcdefgh ijklmnop qrstuvw yz012345, where each character represents the value of a single bit.

| Alias    | Operation                 | Assembly/Result from<br>abcdefgh ijklmnop qrstuvw<br>yz012345   |
|----------|---------------------------|-----------------------------------------------------------------|
| BITREVV  | Reverse all bits          | ROTX rt, rs, 31, 0<br>543210zy xwvutsrq ponmlkji<br>hgfedcba    |
| BITREVVH | Reverse bits in halves    | ROTX rt, rs, 15, 16<br>ponmlkji hgfedcba 543210zy<br>xwvutsrq   |
| BITREVB  | Reverse bits in bytes     | ROTX rt, rs, 7, 8, 1<br>hgfedcba ponmlkji xwvutsrq<br>543210zy  |
| BYTEREVW | Reverse all bytes         | ROTX rt, rs, 24, 8<br>yz012345 qrstuvw ijklmnop<br>abcdefgh     |
| BYTEREVH | Reverse bytes in halves   | ROTX rt, rs, 8, 24<br>ijklmnop abcdefgh yz012345<br>qrstuvw     |
|          | Reverse all nibbles       | ROTX rt, rs, 28, 4<br>2345yz01 uvwxqrst mnopijkl<br>efghabcd    |
|          | Reverse nibbles in halves | ROTX rt, rs, 12, 20<br>mnopijkl efghabcd 2345yz01<br>uvwxqrst   |
|          | Reverse nibbles in bytes  | ROTX rt, rs, 4, 12, 1<br>efghabcd mnopijkl uvwxqrst<br>2345yz01 |

| Alias | Operation               | Assembly/Result from<br>abcdefgh ijklmnop qrstuvwx<br>yz012345 |
|-------|-------------------------|----------------------------------------------------------------|
|       | Reverse all bit pairs   | ROTX rt, rs, 30, 2<br>452301yz wxuvstqr opmnklj<br>ghefcdab    |
|       | Reverse pairs in halves | ROTX rt, rs, 14, 18<br>opmnklj ghefcdab 452301yz<br>wxuvstqr   |
|       | Reverse pairs in bytes  | ROTX rt, rs, 6, 10, 1<br>ghefcdab opmnklj wxuvstqr<br>452301yz |

Assembler aliases are provided for certain cases, as indicated in the table.

The MIPS32™ instructions [BITSWAP](#) and [WSBH](#) are equivalent to BITREVB and BYTEREVH respectively, and are also provided as assembler aliases to ROTX.

The ROTX instruction is designed to be implementable with minimal overhead using existing logic for the ROTR instruction. ROTR can be implemented using a barrel shifter, where the select signals for the multiplexers at each stage are the bits of the 'shift' argument. For ROTX, the mux select signals depend on the bit position as well as the stage of the shifter, and are a function of the 'shift', 'shiftr' and 'stripe' arguments.

**Exceptions:** Reserved Instruction on NMS cores.

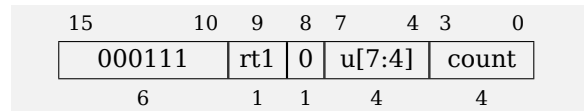
# SAVE

**Assembly:** SAVE u[, src1 [, src2 [, ...]]]

**Purpose:** *Save callee saved registers.* Save registers src1, [src2, ...] to addresses just below the current stack pointer (\$29) address and adjust the stack pointer by subtracting offset u to accommodate the saved registers and the local stack frame.

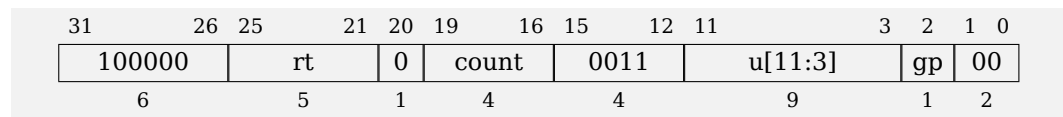
**Availability:** nanoMIPS, availability varies by format.

**Format:** SAVE[16]



```
10 rt = 30 if rt1 == 0 else 31
11 gp = 0
```

**Format:** SAVE[32], gp case not available in NMS



**Operation:**

```
10 if gp and C0.Config5.NMS:
11 raise exception('RI')
12
13 i = 0
14 while i != count:
15 this_rt = (28 if gp and (i + 1 == count) else
16 rt + i if rt + i < 32 else
17 rt + i - 16)
18
19 this_offset = - ((i+1) << 2)
20 va = effective_address(GPR[29], this_offset, 'Load')
21
22 if va & 3:
23 raise exception('ADES', badva=va)
24
25 data = zero_extend(GPR[this_rt], from_nbits=32)
26 write_memory_at_va(data, va, nbytes=4)
27
28 i += 1
29
30 GPR[29] = effective_address(GPR[29], -u)
```

The purpose of the SAVE instruction is to save callee saved registers to the stack on entry to a subroutine, and adjust the stack pointer register (\$29) to accommodate the saved registers and the subroutine's local stack frame.

The instruction specification consists of the amount to decrement the stack by, and a list of registers to save to the stack. The stack decrement is a double word aligned immediate value  $u$  in the range 0 to 4092. The register list can contain up to 16 consecutive registers. The count of the number of registers in the register list is encoded in the instruction's count field. The first register in the list is encoded in the  $rt$  field of the instruction.

The register list is allowed to wrap around from register \$31 back to register \$16 and still be considered consecutive; this allows  $fp$  (\$30) and  $ra$  (\$31) and the saved temporary registers  $s0-s7$  (\$16 - \$23) to be saved in one instruction.

Additionally, \$28 (the global pointer register) will be used in place of last register in the sequence if the 'gp' bit in the instruction encoding is set. This feature (which is not available for NMS cores) makes it possible to treat \$28 as a callee saved register for environments such as Linux which require it.

The saved registers are written to memory addresses \$29-4, \$29-8, \$29-12, ... etc, i.e. just below the current stack pointer address. The stack pointer is then adjusted by subtracting offset  $u$ , which should be chosen to accommodate the saved registers and current subroutine's local stack frame, while maintaining the required stack pointer alignment.

SAVE with  $count=0$  adjusts the stack pointer but does not save any registers to memory. Thus the SAVE[16] instruction format can be used to provide ADDIU16 \$29, \$29,  $-u$  behavior.

SAVE must be implemented in such a way as to make the instruction restartable, but the implementation does not need to be fully atomic. For instance, it is allowable for a SAVE instruction to be aborted by an exception after a subset of the memory updates have occurred. To ensure restartability, the write to GPR \$29 must be completed atomically, that is, the instruction must graduate if and only if that write occurs.

**Exceptions:**

Address Error. Bus Error. Reserved Instruction for  $gp=1$  cases on NMS cores. TLB Invalid. TLB Modified. TLB Refill. Watch.

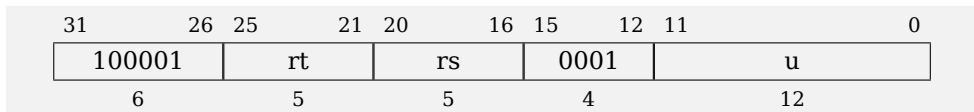
# SB

**Assembly:** SB rt, offset(rs)

**Purpose:** *Store Byte.* Store byte from register \$rt to memory address \$rs + offset (register plus immediate).

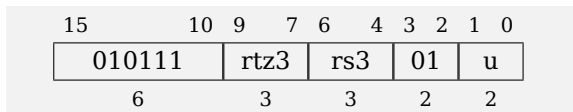
**Availability:** nanoMIPS

**Format:** SB[U12]



10 offset = u

**Format:** SB[16]

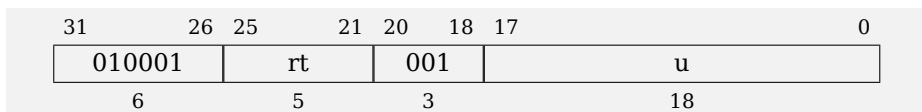


10 rt = decode\_gpr(rtz3, 'gpr3.src.store')

11 rs = decode\_gpr(rs3, 'gpr3')

12 offset = u

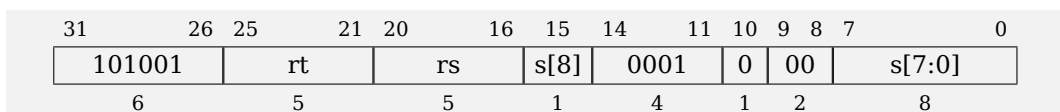
**Format:** SB[GP]



10 rs = 28

11 offset = u

**Format:** SB[S9]



10 offset = sign\_extend(s, from\_nbits=9)

**Operation:**

```
10 va = effective_address(GPR[rs], offset, 'Store')
11
12 data = zero_extend(GPR[rt], from_nbits=8)
13 write_memory_at_va(data, va, nbytes=1)
```

**Exceptions:**

Address Error. Bus Error. TLB Invalid. TLB Modified. TLB Refill. Watch.

# SBE

**Assembly:** SBE rt, offset(rs)

**Purpose:** *Store Byte using EVA addressing.* Store byte from register \$rt to virtual address \$rs + offset, translating the virtual address as though the core is in user mode, although it is actually in kernel mode.

**Availability:** nanoMIPS. Optional, present when Config5.EVA=1. Requires CP0 privilege.

**Format:**

|        |    |    |    |    |      |      |    |    |    |        |   |   |   |
|--------|----|----|----|----|------|------|----|----|----|--------|---|---|---|
| 31     | 26 | 25 | 21 | 20 | 16   | 15   | 14 | 11 | 10 | 9      | 8 | 7 | 0 |
| 101001 | rt |    | rs |    | s[8] | 0001 |    | 0  | 10 | s[7:0] |   |   |   |
| 6      | 5  |    | 5  |    | 1    | 4    |    | 1  | 2  | 8      |   |   |   |

**Operation:**

```

10 offset = sign_extend(s, from_nbits=9)
11
12 if not C0.Config5.EVA:
13 raise exception('RI')
14
15 if not IsCoproprocessor0Enabled():
16 raise coprocessor_exception(0)
17
18 va = effective_address(GPR[rs], offset, 'Store', eva=True)
19
20 data = zero_extend(GPR[rt], from_nbits=8)
21 write_memory_at_va(data, va, nbytes=1, eva=True)

```

**Exceptions:**

Address Error. Bus Error. Coprocessor Unusable. Reserved Instruction if EVA not implemented. TLB Invalid. TLB Modified. TLB Refill. Watch.



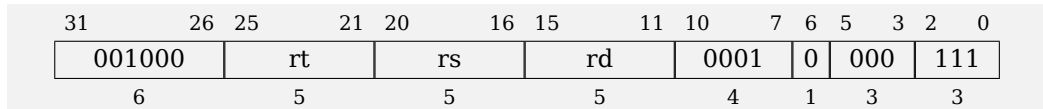
## SBX

**Assembly:** SBX rd, rs(rt)

**Purpose:** *Store Byte indeXed*. Store byte from register \$rt to memory address \$rt + \$rs (register plus register).

**Availability:** nanoMIPS, not available in NMS

**Format:**



**Operation:**

```

10 if C0.Config5.NMS == 1:
11 raise exception('RI')
12
13 va = effective_address(GPR[rs], GPR[rt], 'Store')
14
15 data = zero_extend(GPR[rd], from_nbits=8)
16 write_memory_at_va(data, va, nbytes=1)

```

**Exceptions:**

Address Error. Bus Error. Reserved Instruction on NMS cores. TLB Invalid. TLB Modified. TLB Refill. Watch.

## SC/SCE/SCWP/SCWPE

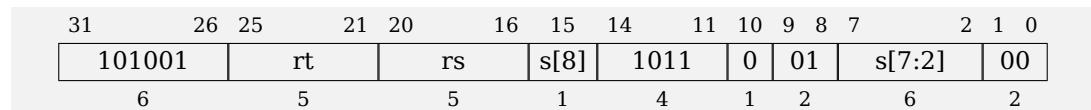
### Assembly:

```
SC rt, offset(rs)
SCE rt, offset(rs)
SCWP rt, ru, (rs)
SCWPE rt, ru, (rs)
```

**Purpose:** *Store Conditional word/Store Conditional word using EVA addressing/Store Conditional Word Pair/Store Conditional Word Pair using EVA addressing.* Store conditionally to complete atomic read-modify-write. For SC/SCE, store from register \$rt to address \$rs + offset (register plus offset). For SCWP/SCWPE, store from registers \$rt and \$ru to address \$rs. For SCE/SCWPE, translate the virtual address as though the core is in user mode, although it is actually in kernel mode. Indicate success or failure by writing 1 or 0 respectively to \$rt.

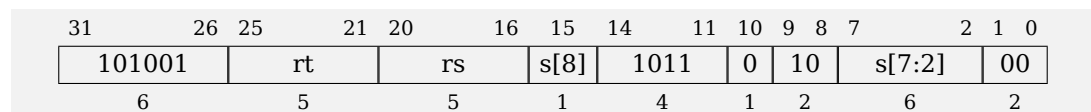
**Availability:** nanoMIPS, availability varies by format.

### Format: SC



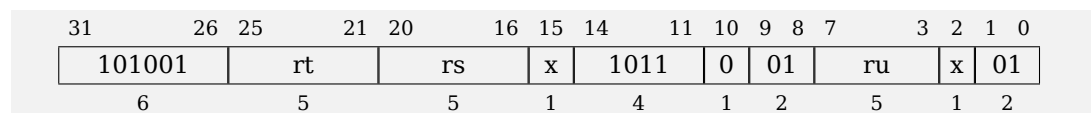
```
10 offset = sign_extend(s, from_nbits=9)
11 nbytes = 4
12 is_eva = False
```

**Format:** SCE, present when Config5.EVA=1, requires CP0 privilege.



```
10 offset = sign_extend(s, from_nbits=9)
11 nbytes = 4
12 is_eva = True
```

**Format:** SCWP, required (optional on NMS cores).



```
10 offset = 0
11 nbytes = 8
12 is_eva = False
```

**Format:** SCWPE, present when Config5.EVA=1. Requires CP0 privilege.

|        |    |    |    |    |    |    |    |      |    |   |    |    |   |   |    |   |
|--------|----|----|----|----|----|----|----|------|----|---|----|----|---|---|----|---|
| 31     | 26 | 25 | 21 | 20 | 16 | 15 | 14 | 11   | 10 | 9 | 8  | 7  | 3 | 2 | 1  | 0 |
| 101001 |    |    | rt |    | rs |    | x  | 1011 |    | 0 | 10 | ru |   | x | 01 |   |
| 6      |    |    | 5  |    | 5  |    | 1  | 4    |    | 1 | 2  | 5  |   | 1 | 2  |   |

```

10 offset = 0
11 nbytes = 8
12 is_eva = True

```

### Operation:

```

10 if nbytes == 8 and C0.Config5.XNP:
11 raise exception('RI', 'SCWP[E] requires word-paired support')
12
13 if is_eva and not C0.Config5.EVA:
14 raise exception('RI')
15
16 va = effective_address(GPR[rs], offset, 'Store', eva=is_eva)
17
18 # Linked access must be aligned.
19 if va & (nbytes-1):
20 raise exception('ADES', badva=va)
21
22 pa, cca = va2pa(va, 'Store', eva=is_eva)
23
24 if (cca == 2 or cca == 7) and not C0.Config5.ULS:
25 raise UNPREDICTABLE('uncached CCA not synchronizable when Config5.ULS=0')
26 # (Preferred behavior for non-synchronizable address is Bus Error).
27
28 if nbytes == 4: # SC/SCE
29 data = zero_extend(GPR[rt], from_nbits=32)
30
31 else: # SCWP/SCWPE
32 word0 = GPR[rt][31:0]
33 word1 = GPR[ru][31:0]
34
35 data = word0 @ word1 if C0.Config.BE else word1 @ word0
36
37 # Write this data to memory, but only if it can be done atomically with
38 # respect to a prior linked load. The return value indicates whether the write
39 # occurred.
40 success = write_memory(data, va, pa, cca, nbytes=nbytes, atomic=True)
41
42 if success:
43 GPR[rt] = 1
44 else:

```

```

45 GPR[rt] = 0
46
47 C0.LLAddr.LLB = 0 # SC always clears LLbit regardless of address matches.

```

The SC, SCE, SCWP and SCWPE instructions are used to complete the atomic read-modify-write (RMW) sequence begun by a prior matching LL/LLE/LLWP/LLWPE instruction respectively. If the system can guarantee that the write to memory can be completed prior to any other modification to the targeted data since it was read by the load-linked instruction which initiated the sequence, then the write will complete and register \$rt will be set to 1, indicating success. Otherwise, the memory write will not occur, and register \$rt will be set to 0, indicating failure.

If any of the following events occur between a load-linked and a store conditional instruction, the store-conditional will fail:

- The store-conditional will fail if a coherent store is completed (by either the current processor, another processor, or a coherent I/O module) into the block of synchronizable physical memory containing the load-linked data. The size and alignment of the block is implementation-dependent, but it is at least one word and at most the minimum page size. Typically, the synchronizable block size is the size of the largest cache line in use.
- The store-conditional will fail if an ERET instruction has been executed since the preceding load-linked instruction. (Note that nanoMIPS™ also includes the ERETNC instruction, which will not cause the store-conditional instruction to fail.)

If any of the following events occur between a load-linked and a store conditional instruction, the store-conditional may fail when it would otherwise have succeeded. Portable programs should not cause any of these events:

- The store-conditional may fail if a load or store is executed on a processor executing a load-linked/store-conditional sequence, and that load or store is not to the block of synchronizable physical memory containing the load-linked data. This is because the load or store may cause the load-linked data to be evicted from the cache.
- The store-conditional may fail if any PREF instruction is executed a processor executing a load-linked/store-conditional sequence, due to the possibility of the PREF causing a cache eviction.
- The store-conditional may fail on coherent multi-processor systems if a non-coherent store is executed during a load-linked/store-conditional sequence and that store is to the block of synchronizable physical memory containing the linked data.
- The store-conditional may fail if the instructions executed starting with the load-linked instruction and ending with the store-conditional instruction do not lie in a 2048-byte contiguous region of virtual memory. (The region does not have to be aligned, other than the alignment required for instruction words.)
- The store-conditional may fail if a CACHE operation is carried out during the load-linked/store-conditional sequence, due to the possibility of modifying or evicting the line containing the linked data. In addition, non-local CACHE operations may cause a store-conditional instruction to fail on either the local processor or on the remote processor in multiprocessor or multi-threaded systems.

The store-conditional must not fail as a result of any of the following events:

- The store-conditional must not fail as a result of a load that executes on the processor executing a load-linked/store-conditional sequence if the load targets the block of synchronizable physical memory containing the load-linked data.

The outcome of the store-conditional is not predictable (it may succeed or fail) under any of the following conditions:

- The store-conditional result is unpredictable if the store-conditional was not preceded by a matching load-linked instruction. SC must be preceded by LL, SCE must be preceded by LLE, SCWP must be preceded by LLWP, and SCWPE must be preceded by LLWPE.
- The store-conditional result is unpredictable if the load-linked and store-conditional instructions do not target identical virtual addresses, physical addresses and CCAs.
- The store-conditional result is unpredictable if the targeted memory location is not synchronizable. A synchronizable memory location is one that is associated with the state and logic necessary to track RMW atomicity. Whether a memory location is synchronizable depends on the processor and system configurations, and on the memory access type used for the location.
- The store-conditional result is unpredictable if the memory access does not use a CCA which supports atomic RMW for the targeted address.
  - For uniprocessor systems, a cached noncoherent or cached coherent CCA must be used, or additionally an uncached CCA can be used in the case that Config5.ULS=1.
  - For multi-processor systems or systems containing coherent I/O devices, a cached coherent CCA must be used, or additionally an uncached CCA can be used in the case that Config5.ULS=1.

When Config5.ULS=1, uncached load-linked/store-conditional operations are supported, with the following additional constraints:

- The result of a store-conditional which is part of an uncached load-linked/store conditional sequence is unpredictable if during the sequence a local or remote CPU accesses the block of memory containing the targeted data using any other CCA than that used by the load-linked and store-conditional instructions.
- The result of an uncached load-linked/store-conditional sequence is only predicable if it targets an address in the system which supports uncached RMW accesses. In particular, the system must implement a "monitor", which is responsible determining whether or not the address can be updated atomically with respect to the prior linked load. In response to a store-conditional instruction, the monitor updates memory where appropriate and communicates the result to the processor that initiated the sequence. It is implementation dependent as to what form the monitor takes. The recommended response for load-linked/store-conditional instructions which target a non-synchronizable uncached address is that the sub-system report a Bus Error to the processor.

- Same processor uncached stores will cause an uncached load-linked/store-conditional sequence to fail if the store address matches that of the sequence.
- A PAUSE instruction is no-op'd when it is preceded by an uncached load-linked instruction. This is because the event which would wake the CPU from the paused state may only be visible to the external monitor, not to the local processor.
- The rules for uncached load-linked/store-conditional atomic operation apply to any uncached CCA including UCA (UnCached Accelerated). An implementation that supports UCA must guarantee that a store-conditional instruction does not participate in store gathering and that it ends any gathering initiated by stores preceding the SC in program order when the SC address coincides with a gathering address.

The effective address of a store-conditional operation must be naturally-aligned, i.e. word aligned for SC and SCE, and double-word aligned for SCWP and SCWPE: Otherwise an address exception occurs.

The following assembly code shows a possible usage of LL and SC to atomically update a memory location:

**L1:**

```
ll t1, 0(t0) # Load counter.
addiu t2, t1, 1 # Increment.
sc t2, 0(t0) # Try to store, checking for atomicity.
beqc t2, 0, L1 # If not atomic (0), try again.
```

Exceptions between the load-linked and store-conditional instructions cause the store-conditional to fail, so instructions which can cause persistent exceptions must not be used within the load-linked/store-conditional sequence. Examples of instructions which must be avoided are arithmetic operations that trap, system calls, and floating point operations that trap or require software emulation assistance.

Load-linked and store-conditional must function correctly on a single processor for cached noncoherent memory so that parallel programs can be run on uniprocessor systems that do not support cached coherent memory access types.

Support for the paired word instructions SCWP/SCWPE is indicated by the Config5.XNP bit. Paired word support is required for nanoMIPS™ cores, except for NMS cores, where it is optional.

#### Exceptions:

Address Error. Bus Error. Coprocessor Unusable for SCE/SCWPE. Reserved Instruction for SCE/SCWPE if EVA not implemented. Reserved Instruction for SCWP/SCWPE if load linked pair not implemented. TLB Invalid. TLB Modified. TLB Refill. Watch.

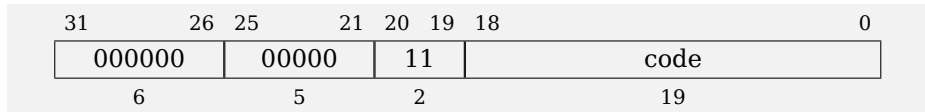
## SDBBP

**Assembly:** SDBBP code

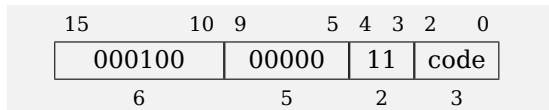
**Purpose:** *Software Debug Breakpoint.* Cause a Software Debug Breakpoint exception.

**Availability:** nanoMIPS. Optional, present when Debug implemented.

**Format:** SDBBP[32]



**Format:** SDBBP[16]



### Operation:

```

10 if C0.Config1.EP == 0:
11 raise exception('RI', 'Debug not implemented')
12
13 if C0.Config5.SBRI and EffectiveKSU() != 0:
14 raise exception('RI', 'SBRI exception')
15
16 if Root.C0.Config5.SBRI and is_guest_mode():
17 raise exception('RI', 'Root SBRI exception', g=False)
18
19 debug_exception('BP')
20 Root.C0.Debug.DBp = 1
21 raise EXCEPTION()

```

### Exceptions:

Software Debug Breakpoint. Reserved Instruction if Debug not implemented.

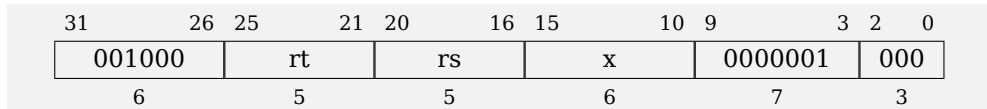
# SEB

**Assembly:** SEB rt, rs

**Purpose:** *Sign Extend Byte*. Take the lower byte of the value in register \$rs, sign extend it, and place the result in register \$rt.

**Availability:** nanoMIPS, not available in NMS

**Format:**



**Operation:**

```

10 if C0.Config5.NMS == 1:
11 raise exception('RI')
12
13 GPR[rt] = sign_extend(GPR[rs], from_nbits=8)

```

**Exceptions:** Reserved Instruction on NMS cores.



# SEH

**Assembly:** SEH rt, rs

**Purpose:** *Sign Extend Half*. Take the lower halfword of the value in register \$rs, sign extend it, and place the result in register \$rt.

**Availability:** nanoMIPS

**Format:**

|        |       |       |       |         |       |
|--------|-------|-------|-------|---------|-------|
| 31     | 26 25 | 21 20 | 16 15 | 10 9    | 3 2 0 |
| 001000 | rt    | rs    | x     | 0001001 | 000   |
| 6      | 5     | 5     | 6     | 7       | 3     |

**Operation:**

<sup>10</sup> GPR[rt] = sign\_extend(GPR[rs], from\_nbits=16)

**Exceptions:** None.

# SEQI

**Assembly:** SEQI rt, rs, u

**Purpose:** *Set on Equal to Immediate.* Set the register \$rt to 1 if register \$rs is equal to immediate value u, and 0 otherwise.

**Availability:** nanoMIPS

**Format:**

|        |       |       |       |       |   |
|--------|-------|-------|-------|-------|---|
| 31     | 26 25 | 21 20 | 16 15 | 12 11 | 0 |
| 100000 | rt    | rs    | 0110  | u     |   |
| 6      | 5     | 5     | 4     | 12    |   |

**Operation:**

<sup>10</sup>  $GPR[rt] = 1 \text{ if } GPR[rs] == u \text{ else } 0$

**Exceptions:** None.

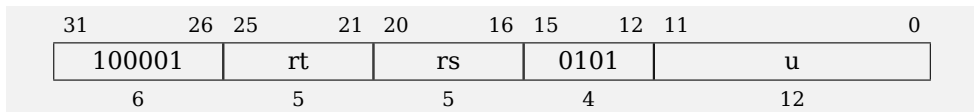
# SH

**Assembly:** SH rt, offset(rs)

**Purpose:** *Store Half*. Store halfword from register \$rt to memory address \$rs + offset (register plus immediate).

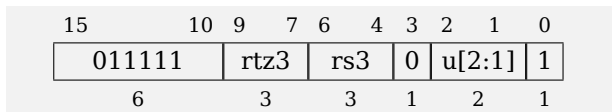
**Availability:** nanoMIPS

**Format:** SH[U12]



10 offset = u

**Format:** SH[16]

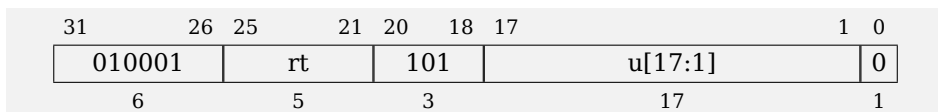


10 rt = decode\_gpr(rtz3, 'gpr3.src.store')

11 rs = decode\_gpr(rs3, 'gpr3')

12 offset = u

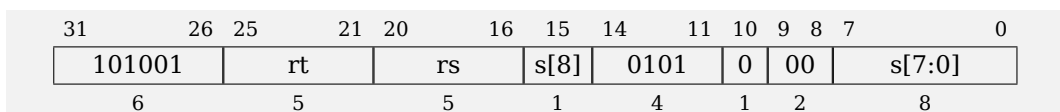
**Format:** SH[GP]



10 rs = 28

11 offset = u

**Format:** SH[S9]



10 offset = sign\_extend(s, from\_nbits=9)

**Operation:**

```
10 va = effective_address(GPR[rs], offset, 'Store')
11
12 data = zero_extend(GPR[rt], from_nbits=16)
13 write_memory_at_va(data, va, nbytes=2)
```

**Exceptions:**

Address Error. Bus Error. TLB Invalid. TLB Modified. TLB Refill. Watch.

# SHE

**Assembly:** SHE rt, offset(rs)

**Purpose:** *Store Half using EVA addressing.* Store halfword from register \$rt to virtual address \$rs + offset, translating the virtual address as though the core is in user mode, although it is actually in kernel mode.

**Availability:** nanoMIPS. Optional, present when Config5.EVA=1. Requires CP0 privilege.

**Format:**

|        |    |    |    |    |      |      |    |    |    |   |        |   |   |
|--------|----|----|----|----|------|------|----|----|----|---|--------|---|---|
| 31     | 26 | 25 | 21 | 20 | 16   | 15   | 14 | 11 | 10 | 9 | 8      | 7 | 0 |
| 101001 | rt |    | rs |    | s[8] | 0101 |    | 0  | 10 |   | s[7:0] |   |   |
| 6      | 5  |    | 5  |    | 1    | 4    |    | 1  | 2  |   | 8      |   |   |

**Operation:**

```

10 offset = sign_extend(s, from_nbits=9)
11
12 if not C0.Config5.EVA:
13 raise exception('RI')
14
15 if not IsCoproprocessor0Enabled():
16 raise coprocessor_exception(0)
17
18 va = effective_address(GPR[rs], offset, 'Store', eva=True)
19
20 data = zero_extend(GPR[rt], from_nbits=16)
21 write_memory_at_va(data, va, nbytes=2, eva=True)

```

**Exceptions:**

Address Error. Bus Error. Coprocessor Unusable. Reserved Instruction if EVA not implemented. TLB Invalid. TLB Modified. TLB Refill. Watch.

# SHX

**Assembly:** SHX rd, rs(rt)

**Purpose:** *Store HalfindexEd*. Store halfword from register \$rt to memory address \$rt + \$rs (register plus register).

**Availability:** nanoMIPS, not available in NMS

**Format:**

|        |       |       |       |       |     |     |     |   |
|--------|-------|-------|-------|-------|-----|-----|-----|---|
| 31     | 26 25 | 21 20 | 16 15 | 11 10 | 7 6 | 5   | 3 2 | 0 |
| 001000 | rt    | rs    | rd    | 0101  | 0   | 000 | 111 |   |
| 6      | 5     | 5     | 5     | 4     | 1   | 3   | 3   |   |

**Operation:**

```

10 if C0.Config5.NMS == 1:
11 raise exception('RI')
12
13 va = effective_address(GPR[rs], GPR[rt], 'Store')
14
15 data = zero_extend(GPR[rd], from_nbits=16)
16 write_memory_at_va(data, va, nbytes=2)

```

**Exceptions:**

Address Error. Bus Error. Reserved Instruction on NMS Cores. TLB Invalid. TLB Modified. TLB Refill. Watch.

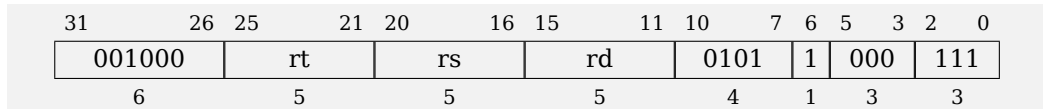
# SHXS

**Assembly:** SHXS rd, rs(rt)

**Purpose:** *Store Half indeXed Scaled.* Store halfword from register \$rt to memory address \$rt + 2\*\$rs (register plus scaled register).

**Availability:** nanoMIPS, not available in NMS

**Format:**



**Operation:**

```

10 if C0.Config5.NMS == 1:
11 raise exception('RI')
12
13 va = effective_address(GPR[rs]<<1, GPR[rt], 'Store')
14
15 data = zero_extend(GPR[rd], from_nbits=16)
16 write_memory_at_va(data, va, nbytes=2)

```

**Exceptions:**

Address Error. Bus Error. Reserved Instruction on NMS Cores. TLB Invalid. TLB Modified. TLB Refill. Watch.

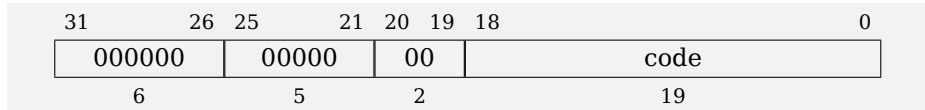
# SIGRIE

**Assembly:** SIGRIE code

**Purpose:** *Signal Reserved Instruction Exception.*

**Availability:** nanoMIPS

**Format:**



**Operation:**

10 `raise` exception('RI')

**Exceptions:** Reserved Instruction.



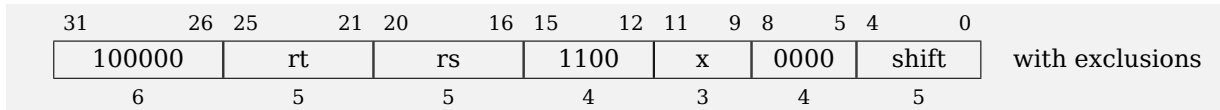
# SLL

**Assembly:** SLL rt, rs, shift

**Purpose:** *Shift Left Logical*. Left shift word value in register \$rs by amount shift, and place the result in register \$rt.

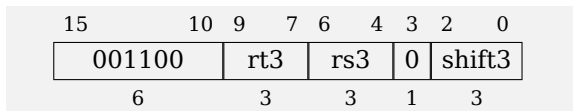
**Availability:** nanoMIPS

**Format:** SLL[32]



NOP[32], EHB, PAUSE, and SYNC instruction formats overlap SLL[32]. Opcodes matching those instruction formats should be processed according to the description of those instructions, not as SLL[32].

**Format:** SLL[16]



```

10 rt = decode_gpr(rt3, 'gpr3')
11 rs = decode_gpr(rs3, 'gpr3')
12 shift = 8 if shift3 == 0 else shift3

```

**Operation:**

```

10 result = GPR[rs] << shift
11 GPR[rt] = sign_extend(result, from_nbits=32)

```

**Exceptions:** None.

# SLLV

**Assembly:** SLLV rd, rs, rt

**Purpose:** *Shift Left Logical Variable.* Left shift word value in register \$rs by shift amount in register \$rt, and place the result in register \$rd.

**Availability:** nanoMIPS

**Format:**

|        |       |       |       |         |             |
|--------|-------|-------|-------|---------|-------------|
| 31     | 26 25 | 21 20 | 16 15 | 11 10 9 | 3 2 0       |
| 001000 | rt    | rs    | rd    | x       | 0000010 000 |
| 6      | 5     | 5     | 5     | 1       | 7 3         |

**Operation:**

```

10 shift = GPR[rt] & 0x1f
11 result = GPR[rs] << shift
12 GPR[rd] = sign_extend(result, from_nbits=32)

```

**Exceptions:** None.

# SLT

**Assembly:** SLT rd, rs, rt

**Purpose:** *Set on Less Than.* Set the register \$rd to 1 if signed register \$rs is less than signed register \$rt, and 0 otherwise.

**Availability:** nanoMIPS

**Format:**

|        |       |       |       |         |             |
|--------|-------|-------|-------|---------|-------------|
| 31     | 26 25 | 21 20 | 16 15 | 11 10 9 | 3 2 0       |
| 001000 | rt    | rs    | rd    | x       | 1101010 000 |
| 6      | 5     | 5     | 5     | 1       | 7 3         |

**Operation:**

<sup>10</sup>  $GPR[rd] = 1 \text{ if } GPR[rs] < GPR[rt] \text{ else } 0$

**Exceptions:** None.

# SLTI

**Assembly:** SLTI rt, rs, u

**Purpose:** *Set on Less Than Immediate.* Set the register \$rt to 1 if the signed value in register \$rs is less than immediate u, and 0 otherwise.

**Availability:** nanoMIPS

**Format:**

|        |       |       |       |       |   |
|--------|-------|-------|-------|-------|---|
| 31     | 26 25 | 21 20 | 16 15 | 12 11 | 0 |
| 100000 | rt    | rs    | 0100  | u     |   |
| 6      | 5     | 5     | 4     | 12    |   |

**Operation:**

<sup>10</sup>  $GPR[rt] = 1 \text{ if } GPR[rs] < u \text{ else } 0$

**Exceptions:** None.

# SLTIU

**Assembly:** SLTIU rt, rs, u

**Purpose:** *Set on Less Than Immediate, Unsigned.* Set the register \$rt to 1 if the unsigned value in register \$rs is less than immediate u, and 0 otherwise.

**Availability:** nanoMIPS

**Format:**

|        |    |    |    |    |      |    |    |    |   |
|--------|----|----|----|----|------|----|----|----|---|
| 31     | 26 | 25 | 21 | 20 | 16   | 15 | 12 | 11 | 0 |
| 100000 | rt |    | rs |    | 0101 |    | u  |    |   |
| 6      | 5  |    | 5  |    | 4    |    | 12 |    |   |

**Operation:**

<sup>10</sup>  $GPR[rt] = 1$  **if**  $\text{unsigned}(GPR[rs]) < u$  **else** 0

**Exceptions:** None.

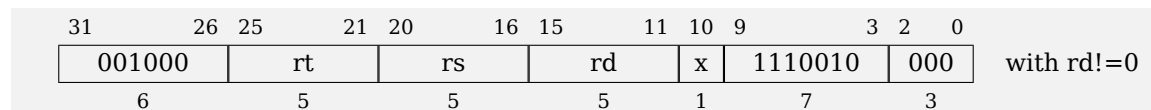
## SLTU

**Assembly:** SLTU rd, rs, rt

**Purpose:** *Set on Less Than, Unsigned.* Set the register \$rd to 1 if unsigned register \$rs is less than unsigned register \$rt, and 0 otherwise.

**Availability:** nanoMIPS

**Format:**



**Operation:**

<sup>10</sup> `GPR[rd] = 1 if unsigned(GPR[rs]) < unsigned(GPR[rt]) else 0`

SLTU encodings with rd=0 are used for the DVP and EVP instructions. DVP and EVP are required to behave as NOPs on cores without Virtual Processor (VP) support. This means that no DVP/EVP special casing is required in hardware for non-VP cores, since a SLTU instruction writing to \$0 naturally behaves as a NOP.

**Exceptions:** None.

# SOV

**Assembly:** SOV rd, rs, rt

**Purpose:** *Set on Overflow.* Set the register \$rd to 1 if the signed addition of registers \$rs and \$rt overflows 32 bits, and 0 otherwise.

**Availability:** nanoMIPS

**Format:**

|        |       |       |       |         |             |
|--------|-------|-------|-------|---------|-------------|
| 31     | 26 25 | 21 20 | 16 15 | 11 10 9 | 3 2 0       |
| 001000 | rt    | rs    | rd    | x       | 1111010 000 |
| 6      | 5     | 5     | 5     | 1       | 7 3         |

**Operation:**

```

10 sum = GPR[rs] + GPR[rt]
11 GPR[rd] = 1 if overflows(sum, nbits=32) else 0

```

**Exceptions:** None.

# SRA

**Assembly:** SRA rt, rs, shift

**Purpose:** *Shift Right Arithmetic.* Right shift word value in register \$rs by amount shift, duplicating the sign bit (bit 31) in the emptied bits. Place the result in register \$rt.

**Availability:** nanoMIPS

**Format:**

|        |       |       |       |       |      |       |   |
|--------|-------|-------|-------|-------|------|-------|---|
| 31     | 26 25 | 21 20 | 16 15 | 12 11 | 9 8  | 5 4   | 0 |
| 100000 | rt    | rs    | 1100  | x     | 0100 | shift |   |
| 6      | 5     | 5     | 4     | 3     | 4    | 5     |   |

**Operation:**

<sup>10</sup> GPR[rt] = GPR[rs] >> shift

**Exceptions:** None.



# SRAV

**Assembly:** SRAV rd, rs, rt

**Purpose:** *Shift Right Arithmetic Variable.* Right shift word value in register \$rs by shift amount in register \$rt, duplicating the sign bit (bit 31) in the emptied bits. Place the result in register \$rd.

**Availability:** nanoMIPS

**Format:**

|        |       |       |       |         |             |
|--------|-------|-------|-------|---------|-------------|
| 31     | 26 25 | 21 20 | 16 15 | 11 10 9 | 3 2 0       |
| 001000 | rt    | rs    | rd    | x       | 0010010 000 |
| 6      | 5     | 5     | 5     | 1       | 7 3         |

**Operation:**

```

10 shift = GPR[rt] & 0x1f
11 GPR[rd] = GPR[rs] >> shift

```

**Exceptions:** None.

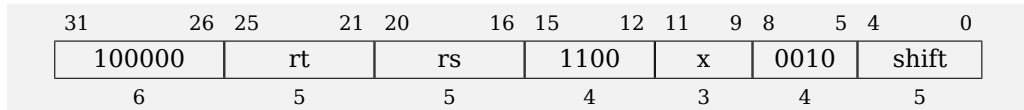
# SRL

**Assembly:** SRL rt, rs, shift

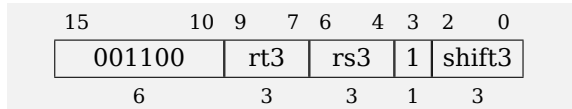
**Purpose:** *Shift Right Logical.* Right shift word value in register \$rs by amount shift, filling the emptied bits with zeroes. Place the result in register \$rt.

**Availability:** nanoMIPS

**Format:** SRL[32]



**Format:** SRL[16]



```

10 rt = decode_gpr(rt3, 'gpr3')
11 rs = decode_gpr(rs3, 'gpr3')
12 shift = 8 if shift3 == 0 else shift3

```

**Operation:**

```

10 result = zero_extend(GPR[rs], from_nbits=32) >> shift
11 GPR[rt] = sign_extend(result, from_nbits=32)

```

**Exceptions:** None.

# SRLV

**Assembly:** SRLV rd, rs, rt

**Purpose:** *Shift Right Logical Variable.* Right shift word value in register \$rs by shift amount in register \$rt, filling the emptied bits with zeros. Place the result in register \$rd.

**Availability:** nanoMIPS

**Format:**

|        |       |       |       |         |             |
|--------|-------|-------|-------|---------|-------------|
| 31     | 26 25 | 21 20 | 16 15 | 11 10 9 | 3 2 0       |
| 001000 | rt    | rs    | rd    | x       | 0001010 000 |
| 6      | 5     | 5     | 5     | 1       | 7 3         |

**Operation:**

```

10 shift = GPR[rt] & 0x1f
11
12 result = zero_extend(GPR[rs], from_nbits=32) >> shift
13 GPR[rd] = sign_extend(result, from_nbits=32)

```

**Exceptions:** None.

# SUB

**Assembly:** SUB rd, rs, rt

**Purpose:** *Subtract.* Subtract the 32-bit signed integer in register \$rt from the 32-bit signed integer in register \$rs, placing the 32-bit result in register \$rd, and trapping on overflow.

**Availability:** nanoMIPS, not available in NMS

**Format:**

|        |       |       |       |         |             |
|--------|-------|-------|-------|---------|-------------|
| 31     | 26 25 | 21 20 | 16 15 | 11 10 9 | 3 2 0       |
| 001000 | rt    | rs    | rd    | x       | 0110010 000 |
| 6      | 5     | 5     | 5     | 1       | 7 3         |

**Operation:**

```

10 if C0.Config5.NMS == 1:
11 raise exception('RI')
12
13 result = GPR[rs] - GPR[rt]
14 if overflows(result, nbits=32):
15 raise exception('OV')
16
17 GPR[rd] = sign_extend(result, from_nbts=32)

```

**Exceptions:** None.

# SUBU

**Assembly:** SUBU rd, rs, rt

**Purpose:** *Subtract (Untrapped).* Subtract the 32-bit integer in register \$rt from the 32-bit integer in register \$rs, placing the 32-bit result in register \$rd, and not trapping on overflow.

**Availability:** nanoMIPS

**Format:** SUBU[32]

|        |       |       |       |         |             |
|--------|-------|-------|-------|---------|-------------|
| 31     | 26 25 | 21 20 | 16 15 | 11 10 9 | 3 2 0       |
| 001000 | rt    | rs    | rd    | x       | 0111010 000 |
| 6      | 5     | 5     | 5     | 1       | 7 3         |

**Format:** SUBU[16]

|        |      |     |     |     |
|--------|------|-----|-----|-----|
| 15     | 10 9 | 7 6 | 4 3 | 1 0 |
| 101100 | rt3  | rs3 | rd3 | 1   |
| 6      | 3    | 3   | 3   | 1   |

```

10 rd = decode_gpr(rd3, 'gpr3')
11 rs = decode_gpr(rs3, 'gpr3')
12 rt = decode_gpr(rt3, 'gpr3')
```

**Operation:**

```

10 result = GPR[rs] - GPR[rt]
11 GPR[rd] = sign_extend(result, from_nbits=32)
```

**Exceptions:** None.

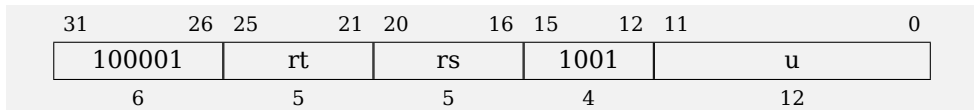
# SW

**Assembly:** SW rt, offset(rs)

**Purpose:** *Store Word*. Store word from register \$rt to memory address \$rs + offset (register plus immediate).

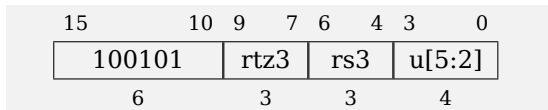
**Availability:** nanoMIPS, availability varies by format.

**Format:** SW[U12]



10 offset = u

**Format:** SW[16]

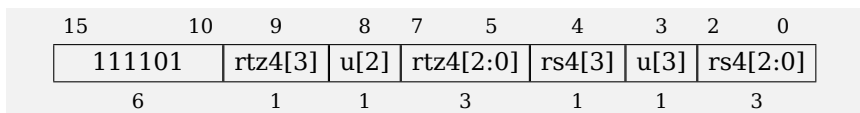


10 rt = decode\_gpr(rtz3, 'gpr3.src.store')

11 rs = decode\_gpr(rs3, 'gpr3')

12 offset = u

**Format:** SW[4X4], not available in NMS



10 **if** C0.Config5.NMS == 1:

11     **raise** exception('RI')


12

13 rt = decode\_gpr(rtz4[3] @ rtz4[2:0], 'gpr4.zero')

14 rs = decode\_gpr(rs4[3] @ rs4[2:0], 'gpr4')

15 offset = u

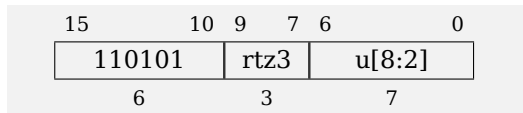
**Format:** SW[GP]



```

10 rs = 28
11 offset = u

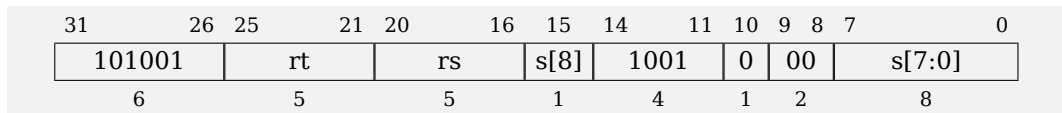
```

**Format:** SW[GP16]

```

10 rt = decode_gpr(rtz3, 'gpr3.src.store')
11 rs = 28
12 offset = u

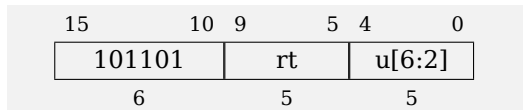
```

**Format:** SW[S9]

```

10 offset = sign_extend(s, from_nbits=9)

```

**Format:** SW[SP]

```

10 rs = 29
11 offset = u

```

**Operation:**

```

10 va = effective_address(GPR[rs], offset, 'Store')
11
12 data = zero_extend(GPR[rt], from_nbits=32)
13 write_memory_at_va(data, va, nbytes=4)

```

**Exceptions:**

Address Error. Bus Error. Reserved Instruction for SW[4X4] format on NMS Cores. TLB Invalid. TLB Modified. TLB Refill. Watch.

# SWE

**Assembly:** SWE rt, offset(rs)

**Purpose:** *Store Word using EVA addressing.* Store word from register \$rt to virtual address \$rs + offset, translating the virtual address as though the core is in user mode, although it is actually in kernel mode.

**Availability:** nanoMIPS. Optional, present when Config5.EVA=1. Requires CP0 privilege.

**Format:**

|        |    |    |    |    |      |      |    |    |    |   |        |   |   |
|--------|----|----|----|----|------|------|----|----|----|---|--------|---|---|
| 31     | 26 | 25 | 21 | 20 | 16   | 15   | 14 | 11 | 10 | 9 | 8      | 7 | 0 |
| 101001 | rt |    | rs |    | s[8] | 1001 |    | 0  | 10 |   | s[7:0] |   |   |
| 6      | 5  |    | 5  |    | 1    | 4    |    | 1  | 2  |   | 8      |   |   |

**Operation:**

```

10 offset = sign_extend(s, from_nbits=9)
11
12 if not C0.Config5.EVA:
13 raise exception('RI')
14
15 if not IsCoproprocessor0Enabled():
16 raise coprocessor_exception(0)
17
18 va = effective_address(GPR[rs], offset, 'Store', eva=True)
19
20 data = zero_extend(GPR[rt], from_nbits=32)
21 write_memory_at_va(data, va, nbytes=4, eva=True)

```

**Exceptions:**

Address Error. Bus Error. Coprocessor Unusable. Reserved Instruction if EVA not implemented. TLB Invalid. TLB Modified. TLB Refill. Watch.



# SWM

**Assembly:** SWM rt, offset(rs), count

**Purpose:** *Store Word Multiple.* Store count words of data from registers \$rt, \$(rt+1), ..., \$(rt+count-1) to consecutive memory addresses starting at \$rs + offset (register plus immediate).

**Availability:** nanoMIPS, not available in NMS

**Format:**

|        |    |    |    |    |    |      |        |    |    |    |    |   |        |   |
|--------|----|----|----|----|----|------|--------|----|----|----|----|---|--------|---|
| 31     | 26 | 25 | 21 | 20 | 16 | 15   | 14     | 12 | 11 | 10 | 9  | 8 | 7      | 0 |
| 101001 |    | rt |    | rs |    | s[8] | count3 |    | 1  | 1  | 00 |   | s[7:0] |   |
| 6      |    | 5  |    | 5  |    | 1    | 3      |    | 1  | 1  | 2  |   | 8      |   |

```
10 offset = sign_extend(s, from_nbits=9)
11 count = 8 if count3 == 0 else count3
```

**Operation:**

```
10 if C0.Config5.NMS == 1:
11 raise exception('RI')
12
13 i = 0
14 while i != count:
15 this_rt = (0 if rt == 0 else
16 rt + i if rt + i < 32 else
17 rt + i - 16)
18
19 this_offset = offset + (i<<2)
20 va = effective_address(GPR[rs], this_offset, 'Store')
21
22 data = zero_extend(GPR[this_rt], from_nbits=32)
23 write_memory_at_va(data, va, nbytes=4)
24
25 i += 1
```

SWM stores count words from sequentially numbered registers to sequential memory addresses. After storing \$31, the sequence of registers continues from \$16. If rt=0, then \$0 is stored for all count steps of the instruction. Some example encodings of the register list are:

- rt=15, count=3: loads [\$15, \$16, \$17]
- rt=31, count=3: saves [\$31, \$16, \$17]
- rt=0, count=3: saves [\$0, \$0, \$0].

If a TLB exception or interrupt occurs during the execution of this instruction, a subset of the required memory updates may have occurred. A full restart of the instruction will be performed on return from the exception.

**Exceptions:**

Address Error. Bus Error. Reserved Instruction on NMS cores. TLB Invalid. TLB Modified. TLB Refill. Watch.

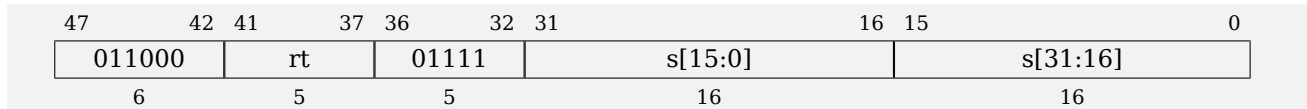
## SWPC

**Assembly:** SWPC rt, address

**Purpose:** *Store Word PC relative.* Store word from register \$rt to PC relative address address.

**Availability:** nanoMIPS, not available in NMS

**Format:** SWPC[48]



```
10 offset = sign_extend(s, from_nbits=32)
```

### Operation:

```
10 if C0.Config5.NMS == 1:
11 raise exception('RI')
12
13 address = effective_address(CPU.next_pc, offset, 'Store')
14
15 data = zero_extend(GPR[rt], from_nbits=32)
16 write_memory_at_va(data, address, nbytes=4)
```

### Exceptions:

Address Error. Bus Error. Reserved Instruction on NMS cores. TLB Invalid. TLB Modified. TLB Refill. Watch.

# SWX

**Assembly:** SWX rd, rs(rt)

**Purpose:** *Store Word indeXed*. Store word from register \$rt to memory address \$rt + \$rs (register plus register).

**Availability:** nanoMIPS, not available in NMS

**Format:**

|        |    |    |    |    |    |    |      |    |     |   |     |   |   |   |
|--------|----|----|----|----|----|----|------|----|-----|---|-----|---|---|---|
| 31     | 26 | 25 | 21 | 20 | 16 | 15 | 11   | 10 | 7   | 6 | 5   | 3 | 2 | 0 |
| 001000 | rt |    | rs |    | rd |    | 1001 | 0  | 000 |   | 111 |   |   |   |
| 6      | 5  |    | 5  |    | 5  |    | 4    | 1  | 3   |   | 3   |   |   |   |

**Operation:**

```

10 if C0.Config5.NMS == 1:
11 raise exception('RI')
12
13 va = effective_address(GPR[rs], GPR[rt], 'Store')
14
15 data = zero_extend(GPR[rd], from_nbits=32)
16 write_memory_at_va(data, va, nbytes=4)

```

**Exceptions:**

Address Error. Bus Error. Reserved Instruction on NMS cores. TLB Invalid. TLB Modified. TLB Refill. Watch.

# SWXS

**Assembly:** SWXS rd, rs(rt)

**Purpose:** *Store Word indeXed Scaled*. Store word from register \$rt to memory address \$rt + 4\*\$rs (register plus scaled register).

**Availability:** nanoMIPS, not available in NMS

**Format:**

|        |    |    |    |    |    |    |      |    |   |     |   |     |   |   |
|--------|----|----|----|----|----|----|------|----|---|-----|---|-----|---|---|
| 31     | 26 | 25 | 21 | 20 | 16 | 15 | 11   | 10 | 7 | 6   | 5 | 3   | 2 | 0 |
| 001000 | rt |    | rs |    | rd |    | 1001 |    | 1 | 000 |   | 111 |   |   |
| 6      | 5  |    | 5  |    | 5  |    | 4    |    | 1 | 3   |   | 3   |   |   |

**Operation:**

```

10 if C0.Config5.NMS == 1:
11 raise exception('RI')
12
13 va = effective_address(GPR[rs]<<2, GPR[rt], 'Store')
14
15 data = zero_extend(GPR[rd], from_nbits=32)
16 write_memory_at_va(data, va, nbytes=4)

```

**Exceptions:**

Address Error. Bus Error. Reserved Instruction on NMS cores. TLB Invalid. TLB Modified. TLB Refill. Watch.

# SYNC

## Assembly:

```
SYNC stype
SYNC # stype=0 implied
```

**Purpose:** *Sync*. Impose ordering constraints of type *stype* on prior and subsequent memory operations.

**Availability:** nanoMIPS

## Format:

|        |       |       |       |       |      |       |   |
|--------|-------|-------|-------|-------|------|-------|---|
| 31     | 26 25 | 21 20 | 16 15 | 12 11 | 9 8  | 5 4   | 0 |
| 100000 | 00000 | stype | 1100  | x     | 0000 | 00110 |   |
| 6      | 5     | 5     | 4     | 3     | 4    | 5     |   |

## Operation:

```
10 sync_memory_access(stype)
```

The SYNC instruction is used to order loads and stores for shared memory, and also to order operations with respect to the global invalidate instructions GINVI and GINVT. The following types of ordering guarantees are available with different *stypes*.

- *Completion Barriers*: A completion barrier provides a guarantee that any of the specified memory instructions before the SYNC are completed and globally performed before any of the specified memory instructions after the SYNC are performed to any extent. Loads are completed when the destination register is written. Stores are completed when the stored value is visible to every other processor in the system.
- *Ordering Barriers*: An ordering barrier provides a guarantee in the system that any specified memory instructions before the SYNC are ordered before any of the specified memory instructions after the SYNC. The ordering SYNC is considered complete when the memory instructions before and after the SYNC are guaranteed thereafter to retain their order relative to the SYNC, i.e. when it is guaranteed that all specified memory instructions before the SYNC will be globally performed before any of the specified memory accesses after the SYNC are performed to any extent. It is helpful to think of a global ordering point in a coherence domain, which is a point where once an instruction reaches, it can be guaranteed to retain its order relative to any memory instruction that reaches the point after it. The ordering SYNC thus can not complete before all older specified memory instructions reach the global ordering point.

The following table shows the behavior of the SYNC instruction for each *stype* value. Operation types listed in the 'What *reaches* before' column are subject to a pre-SYNC *ordering* barrier: such operations, when younger, must reach the global ordering point before the SYNC instruction completes. Operation types listed in the 'What *reaches* after' column are subject to a post-SYNC *ordering* barrier: such operations, when older, must reach the global ordering point only after the SYNC instruction completes. Operation types listed in the 'What *completes* before' column are subject to a *completion* barrier, that is, they must be globally performed when the SYNC instruction completes.

| stype          | Name         | What <i>reaches</i><br>before | What <i>reaches</i><br>after | What<br><i>completes</i><br>before | Availability                           |
|----------------|--------------|-------------------------------|------------------------------|------------------------------------|----------------------------------------|
| 0x0<br>0x1-0x3 | SYNC         | Loads, Stores                 | Loads, Stores                | Loads, Stores                      | Required.<br>Impl./vendor<br>specific. |
| 0x4<br>0x5-0xF | SYNC_WMB     | Stores                        | Stores                       |                                    | Optional.<br>Impl./vendor<br>specific. |
| 0x10           | SYNC_MB      | Loads, Stores                 | Loads, Stores                |                                    | Optional.                              |
| 0x11           | SYNC_ACQUIRE | Loads                         | Loads, Stores                |                                    | Optional.                              |
| 0x12           | SYNC_RELEASE | Loads, Stores                 | Loads                        |                                    | Optional.                              |
| 0x13           | SYNC_RMB     | Loads                         | Loads                        |                                    | Optional.                              |
| 0x14           | SYNC_GINV    | Loads, Stores                 | Loads, Stores                | GINVI, GINVT,<br>SYNCI             | Config5.GI=2,3.                        |
| 0x15-<br>0x1F  |              |                               |                              |                                    | Reserved for<br>Architecture.          |

SYNC barriers affect only uncached and cached coherent loads and stores and do not affect the order in which instruction fetches are performed. For the purposes of this description, the CACHE, PREF and SYNCI instructions are treated as loads and stores. In addition, the optional Global Invalidate instructions are synchronizable through SYNC (stype=0x14).

The effect of SYNC on the global order of loads and stores for memory access types other than uncached and cached coherent is UNPREDICTABLE.

A completion barrier may have an adverse impact on performance compared to an ordering barrier due to the constraint of completion. An implementation may optimize the ordering of memory instructions such that the ordering barrier completes before a completion barrier under the same circumstance. The magnitude of the impact is implementation-dependent but an implementation must ensure that an ordering barrier is not worse performing than the equivalent completion barrier. Software thus needs to use completion and ordering barriers for the appropriate conditions.

An stype of 0 is used to define the SYNC instruction with completion barrier semantics. Non-zero values of stype may be defined by the architecture or specific implementations to perform synchronization behaviors that are less complete than that of stype=0. If an implementation does not use one of these non-zero values to define a different synchronization behavior, then that non-zero value of stype must map to a completion barrier. This allows software written for an implementation with a lighter-weight barrier to work on another implementation which only implements the stype=0 completion barrier.

The Acquire and Release barrier types are used to minimize the memory ordering that must be maintained and still have software synchronization work.

A completion barrier is required, potentially in conjunction with an EHB instruction, to guarantee that memory reference results are visible across operating mode changes. For example, a completion barrier is required on some implementations on entry to and exit from Debug Mode to guarantee that memory effects are handled correctly.

If Global Invalidate instructions are supported, then SYNC (stype=0x14) acts as a completion barrier with respect to any preceding GINVI or GINVT instructions. This SYNC instruction is globalized and

only completes if all preceding GINVI or GINVT operations related to the same program have completed in the system. (Any references to GINVT also imply GINVGT, available in a virtualized MIPS system.)

A system that implements the Global Invalidates also requires that the completion of SYNC (stype=0x14) be constrained by legacy SYNCI operations. Thus SYNC (stype=0x14) can also be used to enforce synchronization of SYNCI instructions. In the typical use cases, a single GINVI is used by itself to invalidate caches and would be followed by a SYNC (stype=0x14). In the case of GINVT, multiple GINVT could be used to invalidate multiple TLB mappings, and the SYNC (stype=0x14) would be used to guaranteed completion of any number of GINVTs preceding it.

**Terms:**

*Synchronizable:* A load or store instruction is synchronizable if the load or store occurs to a physical location in shared memory using a virtual address with a memory access type of either uncached or cached coherent .

*Shared memory:* Memory that can be accessed by more than one processor or by a coherent I/O system module.

*Performed load:* A load instruction is performed when the value returned by the load has been determined. The result of a load on processor A has been determined with respect to processor or coherent I/O module B when a subsequent store to the location by B cannot affect the value returned by the load. The store by B must use the same memory access type as the load.

*Performed store:* A store instruction is performed when the store is observable. A store on processor A is observable with respect to processor or coherent I/O module B when a subsequent load of the location by B returns the value written by the store. The load by B must use the same memory access type as the store.

*Globally performed load:* A load instruction is globally performed when it is performed with respect to all processors and coherent I/O modules capable of storing to the location.

*Globally performed store:* A store instruction is globally performed when it is globally observable. It is globally observable when it is observable by all processors and I/O modules capable of loading from the location.

*Global ordering point:* A point in the coherence domain where when a memory instruction reaches, it can be guaranteed to retain its order relative to any memory instruction that reaches the point after it.

*Coherent I/O module:* A coherent I/O module is an Input/Output system component that performs coherent Direct Memory Access (DMA). It reads and writes memory independently as though it were a processor doing loads and stores to locations with a memory access type of cached coherent.

**Programming Notes:**

A processor executing load and store instructions observes the order in which loads and stores using the same memory access type occur in the instruction stream; this is known as program order.

A *parallel program* has multiple instruction streams that can execute simultaneously on different processors. In multiprocessor (MP) systems, the order in which the effects of loads and stores are observed by other processors - the global order of the loads and store - determines the actions necessary to reliably share data in parallel programs.

When all processors observe the effects of loads and stores in program order, the system is strongly ordered. On such systems, parallel programs can reliably share data without explicitly using a SYNC.



Executing SYNC on such a system is not necessary, will not cause an error, but may reduce overall performance.

If a multiprocessor system is not strongly ordered, the effects of load and store instructions executed by one processor may be observed out of program order by other processors. On such systems, parallel programs must use SYNC to reliably share data at critical points in the program. SYNC separates the loads and stores executed on the processor into two groups, and the effect of all loads and stores in one group is seen by all processors before the effect of any load or store in the subsequent group. In effect, SYNC causes the system to be strongly ordered for the executing processor at the instant that the SYNC is executed.

The hardware ordering support provided in a MIPS-based multiprocessor system is implementation dependent. A parallel program that does not use SYNC generally does not operate on a system that is not strongly ordered. However, a program that does use SYNC works on both types of systems. (System-specific documentation describes the actions needed to reliably share data in parallel programs for that system.)

The behavior of a load or store using one memory access type is UNPREDICTABLE if a load or store was previously made to the same physical location using a different memory access type. The presence of a SYNC between the references does not alter this behavior.

SYNC affects the order in which the effects of load and store instructions appear to all processors; it does not generally affect the physical memory-system ordering or synchronization issues that arise in system programming. The effect of SYNC on implementation-specific aspects of the cached memory system, such as writeback buffers, is not defined.

The code fragments below show how SYNC can be used to coordinate the use of shared data between separate writer and reader instruction streams in a multiprocessor environment. The FLAG location is used by the instruction streams to determine whether the shared data item DATA is valid. The SYNC executed by processor A forces the store of DATA to be performed globally before the store to FLAG is performed. The SYNC executed by processor B ensures that DATA is not read until after the FLAG value indicates that the shared data is valid.

```
Processor A (writer)
Conditions at entry:
The value 0 has been stored in FLAG and that value is observable by B
SW R1, DATA # change shared DATA value
LI R2, 1
SYNC
SW R2, FLAG # say that the shared DATA value is valid

 # Processor B (reader)
LI R2, 1
1: LW R1, FLAG # Get FLAG
BNEC R2, R1, 1B # if it says that DATA is not valid, poll again
NOP
SYNC
 # FLAG value checked before doing DATA read
LW R1, DATA # Read (valid) shared DATA value
SYNC
```

**Exceptions:** None.

# SYNCI/SYNCIE

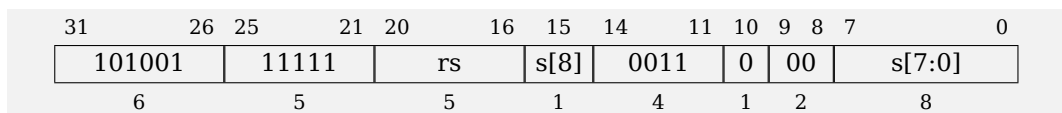
## Assembly:

```
SYNCI offset(rs)
SYNCIE offset(rs)
```

**Purpose:** *SYNChronize Instruction cache/SYNChronize Instruction cache using EVA addressing.* Synchronize the caches to make instructions writes at address  $\$rs + \text{offset}$  (register plus immediate) effective. For SYNCIE, translate the virtual address as though the core is in user mode, although it is actually in kernel mode.

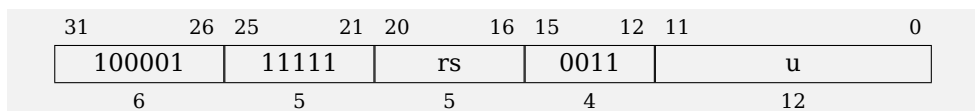
**Availability:** nanoMIPS, availability varies by format.

**Format:** SYNCI[S9]



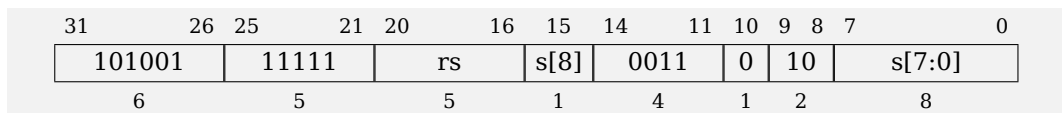
```
10 offset = sign_extend(s, from_nbits=9)
11 is_eva = False
```

**Format:** SYNCI[U12]



```
10 offset = u
11 is_eva = False
```

**Format:** SYNCIE, present when Config5.EVA=1, requires CP0 privilege.



```
10 offset = sign_extend(s, from_nbits=9)
11 is_eva = True
```

## Operation:

```

10 if is_eva and not C0.Config5.EVA:
11 raise exception('RI')
12
13 if is_eva and not IsCoproprocessor0Enabled():
14 raise coprocessor_exception(0)
15
16 va = effective_address(GPR[rs], offset, 'Load', eva=is_eva)
17 pa, cca = va2pa(va, 'Cacheop', eva=is_eva)
18
19 # Make data writes at address=PA visible to the instruction stream (for all
20 # coherent cores in the system)...
21
22 # The precise details of the operation are implementation dependent, and will
23 # depend on the cache hierarchy and coherency behavior of the system. The
24 # following code shows a sample implementation for a system where the memory
25 # hierarchy is unified beyond the L1 instruction and data caches.
26
27 # Find index where address is present in D cache, if any.
28 dcache_hit_index = cache_lookup_index('D', va, pa)
29
30 if dcache_hit_index:
31 way_index, set_index = dcache_hit_index
32 dcache_line = get_cache_line('D', way_index, set_index)
33 if dcache_line.valid and dcache_line.dirty:
34 dcache_line.write_back()
35 # Implementation may or may not invalidate line too, see below.
36
37 for core in get_all_cores_in_system():
38 # Find index where address is present in this core's I cache, if any.
39 icache_hit_index = cache_lookup_index('I', va, pa, core)
40
41 if icache_hit_index:
42 way_index, set_index = icache_hit_index
43 icache_line = get_cache_line('I', way_index, set_index, core)
44 if not icache_line.locked:
45 icache_line.valid = 0

```

SYNCI is a user privilege instruction for synchronizing the caches to make instruction writes to address `$rs + offset` effective. SYNCI must be followed by a SYNC instruction and an instruction hazard barrier to guarantee that subsequent instruction fetches see the updated instructions. One SYNCI instruction is required for every cache line that was written. The size of the cache line can be determined by the [RDHWR](#) instruction.

SYNCI can cause TLB Refill and TLB invalid exceptions (with cause code TLBL). It does not cause TLBRI exceptions. A Cache Error or Bus Error exception may occur as a result of a writeback triggered by the instruction.

An Address Error Exception (with cause code equal ADEL) may occur if a SYNCI targets an address which is not accessible from the current operating mode. It is implementation dependent whether such

an exception does occur, but the instruction should not affect cache lines which are not accessible from the current operating mode.

It is implementation dependent whether a data watch exception is triggered by a SYNCI instruction whose address matches the Watch register address match conditions. The preferred implementation is not to match on the SYNCI instruction.

The operation of the processor is UNPREDICTABLE if the effective address of the SYNCI targets any instruction cache line that contains instructions to be executed between the SYNCI and the subsequent JALRC.HB, JRC.HB, or ERET instruction required to clear the instruction hazard.

The SYNCI instruction has no effect on cache lines that were previously locked with the CACHE instruction. If correct software operation depends on the state of a locked line, the CACHE instruction must be used to synchronize the caches.

In multi-processor systems, a SYNCI to an address with a coherent CCA must guarantee synchronization of all coherent instruction caches in the system. (Prior to Release 6 of the MIPS™ Architecture, this behavior was recommended but not required).

The manner in which SYNCI is implemented will depend on the cache hierarchy of the processor. Typically, all caches out to the point at which both instruction and data references become unified are processed. If no caches exist or if instruction cache coherency is already guaranteed, the instruction must be implemented as a NOP.

In a typical implementation in which only the L1 instruction and data caches are affected, this instruction would perform a Hit Invalidate operation on the instruction cache and a Hit Writeback or Hit Writeback Invalidate on the data cache. The decision to invalidate the data cache line is implementation dependent, but should be made under the assumption that the data will not be written again soon. If a Hit Writeback Invalidate (as opposed to a Hit Writeback) would cause the line to be selected for replacement, the invalidate option might be selected.

The following example shows a routine which could be called after the new instruction stream is written to make those changes effective.

```

/*
 * This routine makes changes to the instruction stream effective to the
 * hardware. It should be called after the instruction stream is written.
 * On return, the new instructions are effective.
 *
 * Inputs:
 * a0 = Start address of new instruction stream
 * a1 = Size in bytes of new instruction stream
 */
 beqc a1, zero, 20f /* If size==0, branch around. */
 addu a1, a0, a1 /* Calculate end address + 1. */
 rdhwr v0, HW_SYNCI_Step /* Get step size for SYNCI. */
 beqc v0, zero, 20f /* Nothing to do if no caches. */
10: synci 0(a0) /* Sync all caches around address. */
 addu a0, a0, v0 /* Add step size. */
 sltu v1, a0, a1 /* Not past the end address? */
 bnec v1, zero, 10b /* Branch if more to do. */

```

```
sync /* Clear memory hazards. */
20: jrc.hb ra /* Return, clearing instruction hazards. */
```

**Exceptions:**

Address Error. Bus Error. Cache Error. Coprocessor Unusable for SYNCIE. Reserved Instruction for SYNCIE if EVA not implemented. TLB Invalid. TLB Refill.

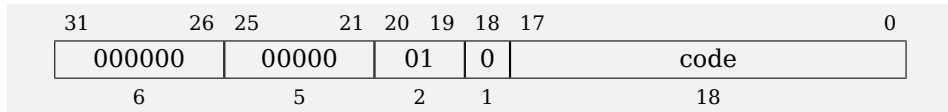
# SYSCALL

**Assembly:** SYSCALL code

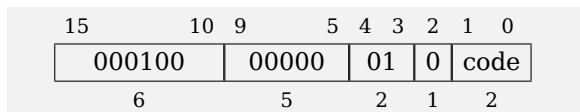
**Purpose:** *System Call*. Cause a System Call exception.

**Availability:** nanoMIPS

**Format:** SYSCALL[32]



**Format:** SYSCALL[16]



**Operation:**

10 `raise` exception('SYSCALL')

**Exceptions:** System Call.

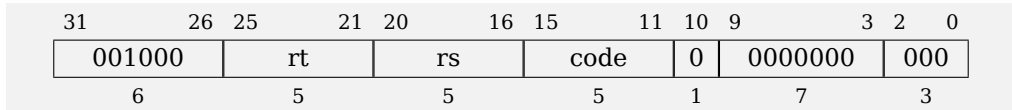
# TEQ

**Assembly:** TEQ *rs*, *rt*, *code*

**Purpose:** *Trap if Equal*. Cause a Trap exception if registers *\$rs* and *\$rt* are equal.

**Availability:** nanoMIPS, not available in NMS

**Format:**



**Operation:**

```

10 if C0.Config5.NMS == 1:
11 raise exception('RI')
12
13 if GPR[rs] == GPR[rt]:
14 raise exception('TRAP')
```

**Exceptions:** Trap.

# TLBINV

**Assembly:** TLBINV

**Purpose:** *TLB Invalidate*. Invalidate a set of TLB entries based on ASID match.

**Availability:** nanoMIPS. Required on TLB cores, unless Config5.IE<2. Requires CP0 privilege.

**Format:**

|        |    |    |    |       |    |     |     |     |   |   |   |   |   |
|--------|----|----|----|-------|----|-----|-----|-----|---|---|---|---|---|
| 31     | 26 | 25 | 16 | 15    | 14 | 13  | 9   | 8   | 6 | 5 | 3 | 2 | 0 |
| 001000 | x  |    | 00 | 00011 |    | 101 | 111 | 111 |   |   |   |   |   |
| 6      | 10 |    | 2  | 5     |    | 3   | 3   | 3   |   |   |   |   |   |

**Operation:**

```

10 if C0.Config4.IE < 2:
11 raise exception('RI')
12
13 if not IsCoprocessor0Enabled():
14 raise coprocessor_exception(0)
15
16 tlbinv()

```

**Exceptions:**

Coprocessor Unusable. Reserved Instruction if TLB invalidate not implemented.



# TLBINVF

**Assembly:** TLBINVF

**Purpose:** *TLB Invalidate Flush*. Invalidate a set of TLB entries, ignoring ASID match.

**Availability:** nanoMIPS. Required on TLB cores, unless Config5.IE<2. Requires CP0 privilege.

**Format:**

|        |    |    |    |    |       |     |     |     |   |   |   |   |   |
|--------|----|----|----|----|-------|-----|-----|-----|---|---|---|---|---|
| 31     | 26 | 25 | 16 | 15 | 14    | 13  | 9   | 8   | 6 | 5 | 3 | 2 | 0 |
| 001000 | x  |    |    | 00 | 01011 | 101 | 111 | 111 |   |   |   |   |   |
| 6      | 10 |    |    | 2  | 5     | 3   | 3   | 3   |   |   |   |   |   |

**Operation:**

```

10 if C0.Config4.IE < 2:
11 raise exception('RI')
12
13 if not IsCoproprocessor0Enabled():
14 raise coprocessor_exception(0)
15
16 tlbinv(flush=True)

```

**Exceptions:**

Coprocessor Unusable. Reserved Instruction if TLB invalidate not implemented.

# TLBP

**Assembly:** TLBP

**Purpose:** *TLB Probe*. Probe the TLB for an entry matching `C0.EntryHi`. If found, write the index of the matching entry to `C0.Index`, otherwise set `C0.Index.P` to 1.

**Availability:** nanoMIPS. Required on TLB cores. Requires CP0 privilege.

**Format:**

|        |       |             |       |     |     |     |
|--------|-------|-------------|-------|-----|-----|-----|
| 31     | 26 25 | 16 15 14 13 | 9 8   | 6 5 | 3 2 | 0   |
| 001000 | x     | 00          | 00001 | 101 | 111 | 111 |
| 6      | 10    | 2           | 5     | 3   | 3   | 3   |

**Operation:**

```

10 if not got_tlb():
11 raise exception('RI')
12
13 if not IsCoprocessor0Enabled():
14 raise coprocessor_exception(0)
15
16 tlbp()

```

**Exceptions:**

Coprocessor Unusable. Reserved Instruction if TLB not implemented.

# TLBR

**Assembly:** TLBR

**Purpose:** *TLB Read.* Read the TLB entry indexed by C0. Index into the TLB CP0 registers EntryHi, EntryLo0, EntryLo1, PageMask.

**Availability:** nanoMIPS. Required on TLB cores. Requires CP0 privilege.

**Format:**

|        |    |    |    |       |    |    |     |     |     |   |   |   |   |
|--------|----|----|----|-------|----|----|-----|-----|-----|---|---|---|---|
| 31     | 26 | 25 | 16 | 15    | 14 | 13 | 9   | 8   | 6   | 5 | 3 | 2 | 0 |
| 001000 | x  |    | 00 | 01001 |    |    | 101 | 111 | 111 |   |   |   |   |
| 6      | 10 |    | 2  | 5     |    |    | 3   | 3   | 3   |   |   |   |   |

**Operation:**

```

10 if not got_tlb():
11 raise exception('RI')
12
13 if not IsCoprocessor0Enabled():
14 raise coprocessor_exception(0)
15
16 tlbr()

```

**Exceptions:**

Coprocessor Unusable. Reserved Instruction if TLB not implemented.

# TLBWI

**Assembly:** TLBWI

**Purpose:** *TLB Write Indexed*. Write the TLB entry indexed by `C0.Index` using the values in the TLB CP0 registers `EntryHi`, `EntryLo0`, `EntryLo1`, `PageMask`.

**Availability:** nanoMIPS. Required on TLB cores. Requires CP0 privilege.

**Format:**

|        |    |    |    |       |    |    |     |     |     |   |   |   |   |
|--------|----|----|----|-------|----|----|-----|-----|-----|---|---|---|---|
| 31     | 26 | 25 | 16 | 15    | 14 | 13 | 9   | 8   | 6   | 5 | 3 | 2 | 0 |
| 001000 | x  |    | 00 | 10001 |    |    | 101 | 111 | 111 |   |   |   |   |
| 6      | 10 |    | 2  | 5     |    |    | 3   | 3   | 3   |   |   |   |   |

**Operation:**

```

10 if not got_tlb():
11 raise exception('RI')
12
13 if not IsCoprocessor0Enabled():
14 raise coprocessor_exception(0)
15
16 tlbwi(C0.Index.Index)

```

**Exceptions:**

Coprocessor Unusable. Reserved Instruction if TLB not implemented.

# TLBWR

**Assembly:** TLBWR

**Purpose:** *TLB Write Random.* Write a randomly chosen TLB entry using the values in the TLB CP0 registers EntryHi, EntryLo0, EntryLo1, PageMask.

**Availability:** nanoMIPS. Required on TLB cores. Requires CP0 privilege.

**Format:**

|        |    |    |    |       |    |    |     |     |     |   |   |   |   |
|--------|----|----|----|-------|----|----|-----|-----|-----|---|---|---|---|
| 31     | 26 | 25 | 16 | 15    | 14 | 13 | 9   | 8   | 6   | 5 | 3 | 2 | 0 |
| 001000 | x  |    | 00 | 11001 |    |    | 101 | 111 | 111 |   |   |   |   |
| 6      | 10 |    | 2  | 5     |    |    | 3   | 3   | 3   |   |   |   |   |

**Operation:**

```

10 if not got_tlb():
11 raise exception('RI')
12
13 if not IsCoprocessor0Enabled():
14 raise coprocessor_exception(0)
15
16 tlbwr()

```

**Exceptions:**

Coprocessor Unusable. Reserved Instruction if TLB not implemented.

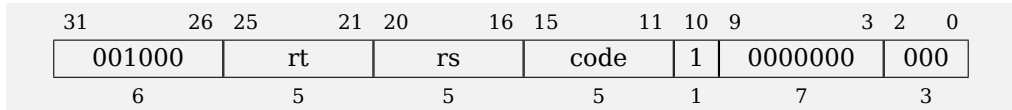
# TNE

**Assembly:** TNE rs, rt, code

**Purpose:** *Trap if Not Equal*. Cause a Trap exception if registers \$rs and \$rt are not equal.

**Availability:** nanoMIPS, not available in NMS

**Format:**



**Operation:**

```

10 if C0.Config5.NMS == 1:
11 raise exception('RI')
12
13 if GPR[rs] != GPR[rt]:
14 raise exception('TRAP')
```

**Exceptions:** Trap.

# UALH

**Assembly:** UALH rt, offset(rs)

**Purpose:** *Unaligned Load Half.* Load signed halfword to register \$rt from memory address \$rs + offset (register plus immediate), guaranteeing that the operation completes even if the address is not halfword aligned.

**Availability:** nanoMIPS, not available in NMS

**Format:**

|        |    |    |    |    |      |      |    |    |    |        |   |   |   |
|--------|----|----|----|----|------|------|----|----|----|--------|---|---|---|
| 31     | 26 | 25 | 21 | 20 | 16   | 15   | 14 | 11 | 10 | 9      | 8 | 7 | 0 |
| 101001 | rt |    | rs |    | s[8] | 0100 |    | 0  | 01 | s[7:0] |   |   |   |
| 6      | 5  |    | 5  |    | 1    | 4    |    | 1  | 2  | 8      |   |   |   |

**Operation:**

```

10 if C0.Config5.NMS == 1:
11 raise exception('RI')
12
13 offset = sign_extend(s, from_nbits=9)
14
15 va = effective_address(GPR[rs], offset, 'Load')
16
17 data = read_memory_at_va(va, nbytes=2, unaligned_support='always')
18 GPR[rt] = sign_extend(data, from_nbits=16)

```

UALH will not cause an Address Error exception for unaligned addresses.

An unaligned load/store instruction may be implemented using more than one memory transaction. It is possible for a subset of these memory transactions to have completed and then for a TLB exception to occur on a remaining transaction. It is also possible that memory could be modified by another thread or device in between the completion of the memory transactions. This behavior is equivalent to what might occur if the unaligned load/store was carried out in software using a series of separate aligned instructions, for instance using LWL/LWR on a pre-R6 MIPS™ core. Software should take equivalent steps to accommodate this lack of guaranteed atomicity as it would for the multiple instruction case.

**Exceptions:**

Bus Error. Reserved Instruction on NMS cores. TLB Invalid. TLB Refill. TLB Read Inhibit. Watch.

## UALW (Assembly alias)

**Assembly:** UALW rt, offset(rs)

**Purpose:** *Unaligned Load Word*. Load word to register \$rt from memory address \$rs + offset (register plus immediate), guaranteeing that the operation completes even if the address is not word aligned.

**Availability:** Assembly alias, not available in NMS

**Expansion:**

UALWM rt, offset(rs), 1



# UALWM

**Assembly:** UALWM rt, offset(rs), count

**Purpose:** *Unaligned Load Word Multiple.* Load count words of data to registers \$rt, \$(rt+1), ..., \$(rt+count-1) from consecutive memory address starting at \$rs + offset (register plus immediate). Guarantee that the operation completes even if the address is not word aligned.

**Availability:** nanoMIPS, not available in NMS

**Format:**

|        |    |    |    |    |    |    |      |        |    |    |   |    |   |        |
|--------|----|----|----|----|----|----|------|--------|----|----|---|----|---|--------|
| 31     | 26 | 25 | 21 | 20 | 16 | 15 | 14   | 12     | 11 | 10 | 9 | 8  | 7 | 0      |
| 101001 |    | rt |    |    | rs |    | s[8] | count3 |    | 0  | 1 | 01 |   | s[7:0] |
| 6      |    | 5  |    |    | 5  |    | 1    | 3      |    | 1  | 1 | 2  |   | 8      |

```
10 offset = sign_extend(s, from_nbits=9)
11 count = 8 if count3 == 0 else count3
```

**Operation:**

```
10 if C0.Config5.NMS == 1:
11 raise exception('RI')
12
13 i = 0
14 while i != count:
15 this_rt = (rt + i if rt + i < 32 else
16 rt + i - 16)
17
18 this_offset = offset + (i<<2)
19 va = effective_address(GPR[rs], this_offset, 'Load')
20
21 data = read_memory_at_va(va, nbytes=4, unaligned_support='always')
22 GPR[this_rt] = sign_extend(data, from_nbits=32)
23
24 if this_rt == rs and i != count - 1:
25 raise UNPREDICTABLE()
26
27 i += 1
```

UALWM loads count words to sequentially numbered registers from sequential memory addresses which are potentially unaligned. After loading \$31, the sequence of registers continues from \$16. See LWM for example encodings of the register list.

UALWM will not cause an Address Error exception for unaligned addresses.

The result is unpredictable if an UALWM instruction updates the base register prior to the final load.

If a TLB exception or interrupt occurs during the execution of this instruction, a subset of the required register updates may have occurred.

An unaligned load/store instruction may be implemented using more than one memory transaction. It is possible for a subset of these memory transactions to have completed and then for a TLB exception to occur on a remaining transaction. It is also possible that memory could be modified by another thread or device in between the completion of the memory transactions. This behavior is equivalent to what might occur if the unaligned load/store was carried out in software using a series of separate aligned instructions, for instance using LWL/LWR on a pre-R6 MIPS™ core. Software should take equivalent steps to accommodate this lack of guaranteed atomicity as it would for the multiple instruction case.

UALWM must be implemented in such a way as to make the instruction restartable, but the implementation does not need to be fully atomic. For instance, it is allowable for a UALWM instruction to be aborted by an exception after a subset of the register updates have occurred. To ensure restartability, any write to GPR \$rs (which may be used as the final output register) must be completed atomically, that is, the instruction must graduate if and only if that write occurs.

**Exceptions:**

Bus Error. Reserved Instruction on NMS cores. TLB Invalid. TLB Read Inhibit. TLB Refill. Watch.

# UASH

**Assembly:** UASH rt, offset(rs)

**Purpose:** *Unaligned Store Half*. Store halfword from register \$rt to memory address \$rs + offset (register plus immediate), guaranteeing that the operation completes even if the address is not halfword aligned.

**Availability:** nanoMIPS, not available in NMS

**Format:**

|        |    |    |    |    |      |      |    |    |    |        |   |   |   |
|--------|----|----|----|----|------|------|----|----|----|--------|---|---|---|
| 31     | 26 | 25 | 21 | 20 | 16   | 15   | 14 | 11 | 10 | 9      | 8 | 7 | 0 |
| 101001 | rt |    | rs |    | s[8] | 0101 |    | 0  | 01 | s[7:0] |   |   |   |
| 6      | 5  |    | 5  |    | 1    | 4    |    | 1  | 2  | 8      |   |   |   |

**Operation:**

```

10 if C0.Config5.NMS == 1:
11 raise exception('RI')
12
13 offset = sign_extend(s, from_nbits=9)
14
15 va = effective_address(GPR[rs], offset, 'Store')
16
17 data = zero_extend(GPR[rt], from_nbits=16)
18 write_memory_at_va(data, va, nbytes=2, unaligned_support='always')

```

UASH will not cause an Address Error exception for unaligned addresses.

An unaligned load/store instruction may be implemented using more than one memory transaction. It is possible for a subset of these memory transactions to have completed and then for a TLB exception to occur on a remaining transaction. It is also possible that memory could be modified by another thread or device in between the completion of the memory transactions. This behavior is equivalent to what might occur if the unaligned load/store was carried out in software using a series of separate aligned instructions, for instance using LWL/LWR on a pre-R6 MIPS™ core. Software should take equivalent steps to accommodate this lack of guaranteed atomicity as it would for the multiple instruction case.

**Exceptions:**

Bus Error. Reserved Instruction on NMS cores. TLB Invalid. TLB Modified. TLB Refill. Watch.

## UASW (Assembly alias)

**Assembly:** UASW rt, offset(rs)

**Purpose:** *Unaligned Store Word*. Store word from register \$rt to memory address \$rs + offset (register plus immediate), guaranteeing that the operation completes even if the address is not word aligned.

**Availability:** Assembly alias, not available in NMS

**Expansion:**

UASWM rt, offset(rs), 1

# UASWM

**Assembly:** UASWM rt, offset(rs), count

**Purpose:** *Unaligned Store Word Multiple.* Store count words of data from registers \$rt, \$(rt+1), ..., \$(rt+count-1) to consecutive memory addresses starting at \$rs + offset (register plus immediate). Guarantee that the operation completes even if the address is not word aligned.

**Availability:** nanoMIPS, not available in NMS

**Format:**

|        |    |    |    |    |      |        |    |    |    |    |   |        |   |   |
|--------|----|----|----|----|------|--------|----|----|----|----|---|--------|---|---|
| 31     | 26 | 25 | 21 | 20 | 16   | 15     | 14 | 12 | 11 | 10 | 9 | 8      | 7 | 0 |
| 101001 | rt |    | rs |    | s[8] | count3 |    | 1  | 1  | 01 |   | s[7:0] |   |   |
| 6      | 5  |    | 5  |    | 1    | 3      |    | 1  | 1  | 2  |   | 8      |   |   |

```

10 offset = sign_extend(s, from_nbits=9)
11 count = 8 if count3 == 0 else count3

```

**Operation:**

```

10 if C0.Config5.NMS == 1:
11 raise exception('RI')
12
13 i = 0
14 while i != count:
15 this_rt = (0 if rt == 0 else
16 rt + i if rt + i < 32 else
17 rt + i - 16)
18
19 this_offset = offset + (i<<2)
20 va = effective_address(GPR[rs], this_offset, 'Store')
21
22 data = zero_extend(GPR[this_rt], from_nbits=32)
23 write_memory_at_va(data, va, nbytes=4, unaligned_support='always')
24
25 i += 1

```

UASWM stores count words from sequentially numbered registers to sequential memory addresses which are potentially unaligned. After storing \$31, the sequence of registers continues from \$16. If rt=0, then \$0 is stored for all count steps of the instruction. See SWM for example encodings of the register list.

UASWM will not cause an Address Error exception for unaligned addresses.

If a TLB exception or interrupt occurs during the execution of this instruction, a subset of the required memory updates may have occurred. A full restart of the instruction will be performed on return from the exception.

An unaligned load/store instruction may be implemented using more than one memory transaction. It is possible for a subset of these memory transactions to have completed and then for a TLB exception to occur on a remaining transaction. It is also possible that memory could be modified by another thread or device in between the completion of the memory transactions. This behavior is equivalent to what might occur if the unaligned load/store was carried out in software using a series of separate aligned instructions, for instance using LWL/LWR on a pre-R6 MIPS™ core. Software should take equivalent steps to accommodate this lack of guaranteed atomicity as it would for the multiple instruction case.

**Exceptions:**

Bus Error. Reserved Instruction on NMS cores. TLB Invalid. TLB Modified. TLB Refill. Watch.

# WAIT

## Assembly:

```
WAIT code
WAIT # code=0 implied
```

**Purpose:** *Wait.* Enter wait state.

**Availability:** nanoMIPS

## Format:

|        |    |    |      |    |    |    |    |       |   |     |     |     |   |
|--------|----|----|------|----|----|----|----|-------|---|-----|-----|-----|---|
| 31     | 26 | 25 | 16   | 15 | 14 | 13 | 9  | 8     | 6 | 5   | 3   | 2   | 0 |
| 001000 |    |    | code |    |    |    | 11 | 00001 |   | 101 | 111 | 111 |   |
| 6      |    |    | 10   |    |    |    | 2  | 5     |   | 3   | 3   | 3   |   |

## Operation:

```
10 if not IsCoproprocessor0Enabled():
11 raise coprocessor_exception(0)
12
13 CPU.in_wait_state = True
```

**Exceptions:** Coprocessor Unusable.

# WRPGPR

**Assembly:** WRPGPR rt, rs

**Purpose:** *Write Previous GPR.* Write the value of register \$rs from the current shadow register set (SRSCtl.CSS) to register \$rt in the previous shadow register set (SRSCtl.PSS). If shadow register sets are not implemented, just copy the value from register \$rs to register \$rt.

**Availability:** nanoMIPS. Requires CP0 privilege.

**Format:**

|        |       |       |             |       |     |     |     |
|--------|-------|-------|-------------|-------|-----|-----|-----|
| 31     | 26 25 | 21 20 | 16 15 14 13 | 9 8   | 6 5 | 3 2 | 0   |
| 001000 | rt    | rs    | 11          | 11000 | 101 | 111 | 111 |
| 6      | 5     | 5     | 2           | 5     | 3   | 3   | 3   |

**Operation:**

```

10 if not IsCoproprocessor0Enabled():
11 raise coprocessor_exception(0)
12
13 if C0.SRSCtl.HSS > 0:
14 SRS[C0.SRSCtl.PSS][rt] = GPR[rs]
15 else:
16 GPR[rt] = GPR[rs]
```

**Exceptions:** Coprocessor Unusable.



## WSBH (Assembly alias)

**Assembly:** WSBH rt, rs

**Purpose:** *Word Swap Byte Half*. Swap the bytes within both halves of the word value in register \$rs, and write the result to register \$rt.

**Availability:** Assembly alias, not available in NMS

**Expansion:**

ROTX rt, rs, 8, 24

The assembly alias WSHB is provided for compatibility with MIPS32™. Its behavior is equivalent to the new assembly alias BYTEREVH, whose name is chosen to fit consistently with the naming of other reversing instructions in nanoMIPS™.

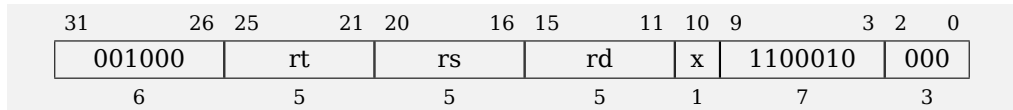
# XOR

**Assembly:** XOR rd, rs, rt

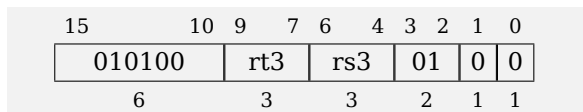
**Purpose:** XOR. Compute logical XOR of registers \$rs and \$rt, placing the result in register \$rt.

**Availability:** nanoMIPS

**Format:** XOR[32]



**Format:** XOR[16]



```

10 rt = decode_gpr(rt3, 'gpr3')
11 rs = decode_gpr(rs3, 'gpr3')
12 rd = rt

```

**Operation:**

```

10 GPR[rd] = GPR[rs] ^ GPR[rt]

```

**Exceptions:** None.

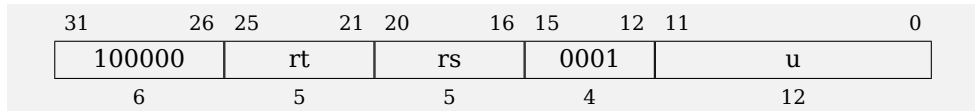
# XORI

**Assembly:** XORI rt, rs, u

**Purpose:** *XOR Immediate*. Compute logical XOR of register \$rs with immediate u, placing the result in register \$rt.

**Availability:** nanoMIPS

**Format:**



**Operation:**

$$10 \quad \text{GPR}[rt] = \text{GPR}[rs] \wedge u$$

**Exceptions:** None.

## Chapter 4

# Shared Pseudocode Functions

### 4.1 Are64BitOperationsEnabled()

Are 64 bit operations enabled?

```
10 def Are64BitOperationsEnabled():
11 return EffectiveKSU() != 2 or C0.Status.PX or C0.Status.UX
```

### 4.2 cacheop()

The cacheop(op, va, pa) function performs the cache operation specified by operation 'op' on the address specified by arguments 'va' and 'pa'.

```
10 def cacheop(va, pa, op):
11
12 # Figure out the target cache for this cache operation.
13 target_cache = ('I' if op[1:0] == 0 else
14 'D' if op[1:0] == 1 else
15 'T' if op[1:0] == 2 else
16 'S' if op[1:0] == 3 else FatalError("unexpected cacheop"))
17
18 # Find encoded line size, sets, and associativity for the target cache.
19 (L, S, A) = get_cache_parameters(target_cache)
20
21 # Decode the encoded line size, sets and associativity.
22 line_size = 2 ** (L + 1) if L else 0
23 num_sets = 2 ** (S + 6)
24 num_ways = A + 1
25
26 # Deal with case where target cache is not present on this core.
27 if line_size == 0:
28 if C0.Config.AR >= 2:
```

```

29 return # For R6 cores, cacheop to non-existent cache is a NOP
30 else:
31 raise UNPREDICTABLE('cacheop to non-existent cache is unpredictable')
32
33 # Find the set index and way index which this cacheop should target.
34 if op <= 12 or (op <= 16 and CPU.imp_cacheop_is_indexed): # Index cacheop
35 # Figure out the bit positions for lines, sets and ways in the address.
36 line_bits = (line_size - 1).bit_length()
37 set_bits = (line_size * num_sets - 1).bit_length()
38 way_bits = (line_size * num_sets * num_ways - 1).bit_length()
39
40 set_index = va[set_bits - 1: line_bits]
41 if num_ways > 1:
42 way_index = va[way_bits - 1: set_bits]
43 else:
44 way_index = 0
45
46 else: # Hit cacheop
47 # Find index which stores this address in the cache (if any).
48 hit_index = cache_lookup_index(target_cache, va, pa)
49
50 if hit_index is None:
51 if (op == 20 # ICache Fill. (Recommended).
52 or op == 28 # ICache Fetch and Lock. (Recommended).
53 or op == 29 # DCache Fetch and Lock. (Recommended).
54):
55
56 # For operations which can fill the cache from memory, fill it
57 # here (having written the previous contents of the chosen
58 # line to memory if it was dirty).
59 hit_index = fill_cache_from_memory(target_cache, va, pa)
60 else:
61 return # NOP if this address is not found in the cache
62
63 (set_index, way_index) = hit_index
64
65 # Get cache_line object representing the cache line at the required index.
66 cache_line = get_cache_line(target_cache, way_index, set_index)
67
68 if op[4:2] == 0:
69 if target_cache == 'I': # ICache Index Invalidate.
70 cache_line.valid = False # Invalidate the cache line.
71 cache_line.locked = False # Unlock cache line (when implemented).
72
73 else: # Index Writeback Invalidate
74 if cache_line.valid and cache_line.dirty:
75 cache_line.write_back() # Write back if dirty.
76 cache_line.valid = False # Invalidate the cache line.

```

```

77 cache_line.locked = False # Unlock cache line (when implemented).
78
79 elif op[4:2] == 1: # Index Load Tag.
80 # Implementation dependent read from cache_line tag/data to C0.TagLo,
81 # C0.TagHi, etc. registers. (Recommended).
82 index_load_tag(cache_line)
83
84 elif op[4:2] == 2: # Index Store Tag.
85 # If the C0.TagLo/C0.TagHi registers are initialized to 0, the
86 # Index Store Tag cacheop must initialize the cache line by setting it
87 # to the 'invalid' state. (Required).
88 if (C0.TagLo[0] == 0 and C0.TagLo[2] == 0
89 and C0.TagHi[0] == 0 and C0.TagHi[2] == 0):
90 cache_line.valid = False # Initialize (invalidate) the cache line.
91 cache_line.locked = False # Unlock cache line (when implemented).
92 else:
93 # Implementation dependent operation to write cache tag/data from
94 # C0.TagLo, C0.TagHi, etc. registers. (Recommended).
95 index_store_tag(cache_line)
96
97 elif op[4:2] == 3: # Implementation dependent cacheop.
98 pass # Placeholder for implementation dependent cacheop.
99
100 elif op[4:2] == 4: # Hit Invalidate.
101 # Required for I cache, optional otherwise.
102 cache_line.valid = False # Invalidate the cache line.
103 cache_line.locked = False # Unlock the cache line (when implemented).
104
105 elif op[4:2] == 5:
106 if target_cache == 'I': # Fill
107 pass # Cache line was filled for ICache Fill earlier in pseudocode.
108
109 else: # Hit Writeback Invalidate
110 if cache_line.valid and cache_line.dirty:
111 cache_line.write_back() # Write back if dirty.
112 cache_line.valid = False # Invalidate the cache line.
113 cache_line.locked = False # Unlock cache line (when implemented).
114
115 elif op[4:2] == 6: # Hit Writeback. (Recommended).
116 if target_cache != 'I' and cache_line.valid and cache_line.dirty:
117 cache_line.write_back() # Write back if dirty.
118
119 elif op[4:2] == 7:
120 if target_cache == 'I' or target_cache == 'D': # Fetch and Lock. (Recommended).
121 # Cache line already fetched earlier in pseudocode.
122 cache_line.locked = True
123
124 else:

```

```
125 raise ValueError('Unexpected cacheop operation')
```

### 4.3 coprocessor\_exception()

Perform state updates associated with a coprocessor unusable exception.

```
10 def coprocessor_exception(coprocessor_number):
11 exception('CPU')
12 C0.Cause.CE = coprocessor_number
13 raise EXCEPTION
```

### 4.4 count\_leading\_zeros()

Return the number of leading zeros in the nbits least significant bits of value value.

```
10 def count_leading_zeros(value, nbits):
11 count = 0;
12 bit = nbits - 1
13 while bit >= 0:
14 if value & (1 << bit):
15 return count
16 count += 1
17 bit -= 1
```

### 4.5 crc32()

Compute the 32-bit CRC value from the following inputs:

- value: right-justified current 32-bit CRC value,
- message: right-justified message,
- nbits: size of message in bits,
- poly: 32-bit reversed polynomial.

```
10 def crc32(value, message, nbits, poly):
11 value = value[31:0] ^ message[nbits-1:0]
12
13 for i in range(nbites):
14 if value & 1:
15 value = (value >> 1) ^ poly
16 else:
17 value = (value >> 1)
18
19 return value
```

## 4.6 debug\_exception()

Perform the state updates associated with a debug exception. Arguments are:

- `cause`: The `Debug.DExcCode` value (if any) for this exception.
- `comment`: A comment about the reason for the exception, for debug and explanation purposes only.

```

10 def debug_exception(cause=None, comment=None):
11
12 # Trace a comment for this exception for explanation purposes only.
13 comment_text = "Debug exception"
14 if cause:
15 comment_text += f", {cause}"
16 if comment:
17 comment_text += f", {comment}"
18 trace(comment_text)
19
20 if cause is not None:
21 Root.C0.Debug.DExcCode = cause
22
23 epc = CPU.prior_pc if CPU.in_bds else CPU.pc
24 Root.C0.DEPC = zero_extend(epc, from_nbits=64 if C0.Config.AT==2 else 32)
25 Root.C0.Debug.DBD = CPU.in_bds
26
27 Root.C0.Debug.DM = 1
28
29 # Clear various flag bits. If any are to be set to 1, let the caller do it
30 # after calling this function.
31 Root.C0.Debug.DBp = 0
32 Root.C0.Debug.DSS = 0
33
34 exception_va = sign_extend(0xbfc00480, from_nbits=32)
35
36 if C0.Config3.ISA & 1 and not is_nanomips():
37 exception_va |= 1
38
39 CPU.next_pc = exception_va
40 CPU.got_next_next_pc = False # For branch delay slot handling in simulator.
41
42 return EXCEPTION() # Makes the "raise exception(...)" syntax work.

```

## 4.7 decode\_gpr()

Return the GPR index for different types of nanoMIPS™ encoded GPR value.



```

10 def decode_gpr(encoded_gpr, encoding_type):
11 if encoding_type == 'gpr3':
12 # Standard list of 8 GPRs used by most 16 bit instructions.
13 gpr_list = [16, 17, 18, 19, 4, 5, 6, 7]
14 elif encoding_type == 'gpr3.src.store':
15 # Source GPR used by 16 bit store instructions.
16 # ($0 used instead of S0).
17 gpr_list = [0, 17, 18, 19, 4, 5, 6, 7]
18 elif encoding_type == 'gpr1':
19 # Destination GPR used by MOVE.BALC.
20 gpr_list = [4, 5]
21 elif encoding_type == 'gpr2.reg1':
22 # First GPR used by MOVEP and MOVEP[REV].
23 gpr_list = [4, 5, 6, 7]
24 elif encoding_type == 'gpr2.reg2':
25 # Second GPR used by MOVEP and MOVEP[REV].
26 gpr_list = [5, 6, 7, 8]
27 elif encoding_type == 'gpr4':
28 # Standard list of 16 GPRs used by 16 bit instructions not in MMS.
29 gpr_list = [8, 9, 10, 11, 4, 5, 6, 7, 16, 17, 18, 19, 20, 21, 22, 23]
30 elif encoding_type == 'gpr4.zero':
31 # Source GPR used by store and movep instructions.
32 # Use $0 instead of a7
33 gpr_list = [8, 9, 10, 0, 4, 5, 6, 7, 16, 17, 18, 19, 20, 21, 22, 23]
34 else:
35 FatalError('unknown encoding type')
36
37 return gpr_list[encoded_gpr]

```

## 4.8 decode\_va()

Find the address translation type associated with the specified virtual address. Arguments are:

- `va`: Virtual address to be translated.
- `eva`: Are we translating for an EVA instruction, i.e. a kernel privilege instruction which translates addresses as though in user mode?

The return values are (`translation_type`, `comment`, `args`). `comment` is a string describing the current translation rules in use (for explanation and debug purposes only) and `translation_type` is one of:

- `'ade'`: Address privilege error. `args` is null in this case.
- `'mapped'`: Means that the address needs to be mapped through the TLB. In this case, `args` is a single element list (`use_xtlb_vector`) which specifies whether an XTLB miss (as opposed to a TLB miss) should be taken if the address misses in the TLB.

- 'unmapped': Means that the address is not mapped through the TLB. In this case args contains (pa, cca) for the current translation.

```

10 def decode_va(va, eva=False):
11
12 if overflows(va, 32):
13 return decode_va_mips64(va, eva)
14
15 if C0.Config3.SC:
16 return decode_va_segctl(va, eva)
17
18 ksu = EffectiveKSU(eva)
19 is_fm = C0.Config.MT == 'FMMMU'
20
21 comment = ''
22
23 va_u = zero_extend(va, from_nbits=32)
24
25 if va_u <= 0x7fffffff:
26 comment += 'useg'
27 priv = 2
28
29 if C0.Status.ERL:
30 mapped = False
31 pa = va
32 cca = 2
33 elif is_fm:
34 mapped = False
35 pa = va + 0x40000000
36 cca = C0.Config.KU
37 else:
38 mapped = True
39 use_xtlb_vector = C0.Status.UX
40
41 elif va_u <= 0x9fffffff:
42 comment += 'kseg0'
43 priv = 0
44 mapped = False
45 pa = va & 0x1fffffff
46 cca = C0.Config.K0
47
48 elif va_u <= 0xbfffffff:
49 comment += 'kseg1'
50 priv = 0
51 mapped = False
52 pa = va & 0x1fffffff
53 cca = 2
54

```

```

55 elif va_u <= 0xdfffffff:
56 comment += 'sseg'
57 priv = 1
58
59 if is_fm:
60 mapped = False
61 pa = va
62 cca = C0.Config.K23
63 else:
64 mapped = True
65 use_xtlb_vector = C0.Status.KX
66
67 elif va_u <= 0xffffffff:
68 comment += 'kseg3'
69 priv = 0
70
71 if is_fm:
72 mapped = False
73 pa = va
74 cca = C0.Config.K23
75 else:
76 mapped = True
77 use_xtlb_vector = C0.Status.KX
78
79 else:
80 FatalError("unexpected va")
81
82 if ksu > priv:
83 return ('ade', "privilege error, " + comment, ())
84
85 if mapped:
86 return ('map', comment, (use_xtlb_vector))
87 else:
88 return ('unmapped', comment, (pa, cca))

```

## 4.9 decode\_va\_mips64()

decode\_va\_mips64() is called by decode\_va() to process VAs which are outside of the MIPS32 compatibility range. The arguments and return values have the same format as decode\_va().

```

10 def decode_va_mips64(va, eva):
11
12 if C0.Config.AT != 2:
13 FatalError(f"VA {va:x} out of 32 bit range but no m64 address support")
14
15 ksu = EffectiveKSU(eva)

```

```

16 segbits = CPU.SEGBITS
17
18 va62 = va & (2**62-1)
19 xseg = (va >> 62) & 3
20
21 if xseg == 0: # xuseg
22 if C0.Status.UX == 0:
23 return ('ade', 'xuseg access with UX=0', ())
24
25 if va62 >> segbits:
26 return ('ade', 'xuseg access with va[61..SEGBITS] != 0', ())
27
28 return ('map', 'xuseg', ('x'))
29
30 elif xseg == 1: # xsseg
31 if C0.Status.SX == 0:
32 return ('ade', 'xsseg access with SX=0', ())
33
34 if ksu > 1:
35 return ('ade', 'privilege error, xsseg', ())
36
37 if va62 >> segbits:
38 return ('ade', 'xsseg access with va[61..SEGBITS] != 0', ())
39
40 return ('map', 'xsseg', ('x'))
41
42 elif xseg == 2: # xkphys
43 if C0.Status.KX == 0:
44 return ('ade', 'xkphys access with KX=0', ())
45
46 if ksu > 0:
47 return ('ade', 'privilege error, xkphys', ())
48
49 pa = zero_extend(va62, from_nbits=59)
50 cca = (va62 >> 59) & 3
51
52 if pa >= 2 ** 32 and is_guest_mode() and Root.C0.PageGrain.ELPA == 0:
53 return ('ade', 'PA > 32 bits, Root.ELPA=0', ())
54
55 if pa >= 2 ** CPU.PABITS:
56 return ('ade', 'PA > PABITS', ())
57
58 return ('unmapped', 'xkphys', (pa, cca))
59
60 elif xseg == 3: # xkseg
61 # special considerations for size of xkseg segment
62 if va62 >= 2**segbits - 2**31:
63 return ('ade', 'xkseg va out of range', ())

```

```

64
65 if C0.Status.KX == 0:
66 return ('ade', 'xkseg access with KX=0', ())
67
68 if ksu > 0:
69 return ('ade', 'privilege error, xkseg', ())
70
71 return ('map', 'xkseg', ('x'))
72
73 else:
74 FatalError("unknown xseg " + xseg)

```

## 4.10 decode\_va\_segctl()

decode\_va\_segctl() is called by decode\_va() for addresses in the MIPS32 compatibility range on cores which implement segmentation control. The arguments and return values have the same format as decode\_va().

```

10 def decode_va_segctl(va, eva):
11
12 # Look for a possible overlay segment.
13 overlay = decode_overlay(va, eva)
14 if overlay:
15 return overlay
16
17 comment = ''
18
19 ksu = EffectiveKSU(eva)
20
21 # Figure out the segment information.
22 va_u = zero_extend(va, from_nbits=32)
23
24 if va_u <= 0x3fffffff:
25 comment += 'seg5'
26 am = C0.SegCtl2.AM5
27 eu = C0.SegCtl2.EU5
28 cca = C0.SegCtl2.C5
29 pa = (C0.SegCtl2.PA5 >> 1) @ va[29:0]
30
31 elif va_u <= 0x7fffffff:
32 comment += 'seg4'
33 am = C0.SegCtl2.AM4
34 eu = C0.SegCtl2.EU4
35 cca = C0.Config.K0 if C0.Config5.K else C0.SegCtl2.C4
36 pa = (C0.SegCtl2.PA4 >> 1) @ va[29:0]
37

```

```

38 elif va_u <= 0x9fffffff:
39 comment += 'seg3'
40 am = C0.SegCtl1.AM3
41 eu = C0.SegCtl1.EU3
42 cca = C0.SegCtl1.C3
43 pa = C0.SegCtl1.PA3 @ va[28:0]
44
45 elif va_u <= 0xbfffffff:
46 comment += 'seg2'
47 am = C0.SegCtl1.AM2
48 eu = C0.SegCtl1.EU2
49 cca = C0.SegCtl1.C2
50 pa = C0.SegCtl1.PA2 @ va[28:0]
51
52 elif va_u <= 0xdfffffff:
53 comment += 'seg1'
54 am = C0.SegCtl0.AM1
55 eu = C0.SegCtl0.EU1
56 cca = C0.SegCtl0.C1
57 pa = C0.SegCtl0.PA1 @ va[28:0]
58
59 elif va_u <= 0xffffffff:
60 comment += 'seg0'
61 am = C0.SegCtl0.AM0
62 eu = C0.SegCtl0.EU0
63 cca = C0.SegCtl0.C0
64 pa = C0.SegCtl0.PA0 @ va[28:0]
65
66 else:
67 FatalError("unexpected va")
68
69 # Interpret the access mode.
70 if am == 0:
71 comment += ", UK"
72 priv = 0
73 mapped = False
74
75 elif am == 1:
76 comment += ", MK"
77 priv = 0
78 mapped = True
79 use_xtlb_vector = C0.Status.KX
80
81 elif am == 2:
82 comment += ", MSK"
83 priv = 1
84 mapped = True
85 use_xtlb_vector = C0.Status.KX

```

```

86
87 elif am == 3:
88 comment += ", MUSK"
89 priv = 2
90 mapped = True
91 use_xtlb_vector = C0.Status.UX
92
93 elif am == 4:
94 priv = 2
95
96 if ksu == 0:
97 comment += ", MUSK(K)"
98 mapped = False
99 else:
100 comment += ", MUSK(not K)"
101 mapped = True
102 use_xtlb_vector = C0.Status.UX
103
104 elif am == 5:
105 priv = 1
106 mapped = False
107 comment += ", USK"
108
109 elif am == 7:
110 priv = 2
111 mapped = False
112 comment += ", UUSK"
113
114 else:
115 FatalError("unknown am " + am)
116
117 # Check for privilege exception.
118 if ksu > priv:
119 return ('ade', "privilege error, " + comment, ())
120
121 # Override when ERL=1 and EU is set
122 if eu and C0.Status.ERL and not eva:
123 comment += ', EU'
124 mapped = False
125 cca = 2
126
127 if mapped:
128 return ('map', comment, (use_xtlb_vector))
129 else:
130 return ('unmapped', comment, (pa, cca))

```

## 4.11 `divide_integers()`

Return the quotient and remainder obtained by dividing integer numerator by integer denominator.

```

10 def divide_integers(numerator, denominator):
11
12 # For clarity, we explicitly show the behavior for each possible
13 # combination of the signs of the input values. Division is carried out
14 # using the python '/' (floor division) operator, which returns the
15 # highest integer which is less than or equal to the exact result.
16
17 if denominator == 0:
18 # Division by zero must be filtered out before calling this function.
19 FatalError('division by zero')
20
21 if numerator >= 0 and denominator >= 0:
22 quotient = numerator // denominator
23
24 elif numerator >= 0 and denominator < 0:
25 quotient = -(numerator // abs(denominator))
26
27 elif numerator < 0 and denominator >= 0:
28 quotient = -(abs(numerator) // denominator)
29
30 elif numerator < 0 and denominator < 0:
31 quotient = abs(numerator) // abs(denominator)
32
33 remainder = numerator - quotient * denominator
34
35 return quotient, remainder

```

## 4.12 `effective_address()`

Compute the effective address to be used when a load, store or fetch adds an offset to a base address. Depending on the addressing mode, the address will wrap at 32 or 64 bits.

On a 32 bit core, `effective_address()` is just a 32 bit addition.

An address exception will be signaled on a load or store executing in 32 bit mode if the base or offset is not within 32 bit range.

The base and offset arguments are used symmetrically, so for instance for an indexed load/store instruction, there is no particular significance to which value is passed as the base, and which is passed as the offset.

```

10 def effective_address(base, offset, access_type='Fetch', eva=False):
11

```



```

12 if C0.Config.AT != 2:
13 return sign_extend(base + offset, from_nbits=32)
14
15 # effective_address will be either the 32 or 64 bit wrapped value. Compute
16 # them both here for convenience.
17 ea64 = sign_extend(base + offset, from_nbits=64)
18 ea32 = sign_extend(base + offset, from_nbits=32)
19
20 addressing_mode = 64 if pointers_are_64_bits(access_type, eva) else 32
21
22 # In R6 or EVA, special behavior occurs if we are in 32 bit addressing
23 # mode but the base or offset is not in 32 bit range.
24 if is_r6() or C0.Config5.EVA and addressing_mode == 32:
25 if overflows(base, 32) or overflows(offset, 32):
26 # For loads and stores, take an address exception now.
27 if access_type == 'Load':
28 raise exception('ADEL', badva=ea64)
29 elif access_type == 'Store':
30 raise exception('ADES', badva=ea64)
31
32 # For fetches, don't wrap the effective address at 32 bits.
33 # This may lead to an address error on the fetch.
34 return ea64
35
36 if addressing_mode == 64:
37 return ea64
38 else:
39 return ea32

```

### 4.13 EffectiveKSU()

Is the processor currently operating in Kernel, Supervisor or User mode? If the eva argument is set, then return the effective operation mode for an EVA instruction (i.e. a kernel privilege instruction which translates addresses as though in user mode).

```

10 def EffectiveKSU(eva=False):
11 if eva:
12 return 2 # EVA instructions act as though in user mode
13 elif C0.Status.EXL or C0.Status.ERL or C0.Debug.DM:
14 return 0
15 else:
16 return C0.Status.KSU

```

### 4.14 exception()

Perform the state updates associated with an exception. Arguments are:

- `cause`: The `Cause.ExcCode` value for this exception.
- `comment`: A comment about the reason for the exception, for debug and explanation purposes only.
- `g`: For VZ cores: If `g` is `True`, take an exception in guest mode. If `g` is `False`, take an exception in Root mode. If `g` is `None`, take an exception in the current operating mode (Root or Guest).
- `offset`: The exception vector offset. By default, use the general exception vector (0x180).
- `ess`: The exception shadow register set to use. By default, `C0.SRSCtl.ESS` will be used, but the `ess` arg allows a different value to be specified for vectored and EIC interrupts.
- `badva`: If specified, then write the specified value into `C0.BadVAddr`. Provides a convenient syntax for specifying the `BadVAddr` update on address error exceptions.

```

10 def exception(cause, comment=None, g=None, offset=None, ess=None, badva=None):
11 clear_execution_hazards() # Clear all pending cp0 updates needing ehb
12
13 comment_text = G(g, 'Guest ') + cause + " exception"
14 if comment:
15 comment_text += ", " + comment
16
17 # Check for guest reserved redirect exception.
18 if (cause == 'RI' and (g or g is None and is_guest_mode()) and C0.GuestCtl0.RI):
19 raise hypervisor_exception('GRR', comment_text + " (Guest Reserved Redirect)")
20
21 # Exceptions in debug mode are processed as Debug Exceptions.
22 if C0.Debug.DM:
23 return debug_exception(cause, comment_text + " taken in debug mode")
24
25 trace(comment_text)
26
27 # In VZ, the EXL change may also trigger a GHFC exception on next
28 # instruction. If so, record it here.
29 if is_guest_mode() and g is not None:
30 if C0.GuestCtl0.MC and not C0.GuestCtl0Ext.FCD:
31 trace("GHFC (Status.EXL 0->1)")
32 CPU.pending_ghfc_exception = 1
33
34 if not C0.Status.EXL and not (C0.Config3.MCU and CPU.in_iae):
35 epc = CPU.prior_pc if CPU.in_bds else CPU.pc
36 C0.EPC = zero_extend(epc, from_nbits=64 if C0.Config.AT==2 else 32)
37 C0.Cause.BD = CPU.in_bds
38
39 C0.Cause.ExcCode = cause
40
41 # Clear Cause.CE if this is not a CPU exception.
42 if cause != 'CPU' and C0.Cause.CE:

```

```

43 C0.Cause.CE = 0
44
45 if C0.Config3.BI and not CPU.in_fetch:
46 opcode = CPU.opcode
47 inst_bytes = CPU.inst_bytes
48
49 C0.BadInstr = (opcode << 16 if inst_bytes == 2 else
50 opcode if inst_bytes == 4 else
51 opcode >> 16 if inst_bytes == 6 else
52 FatalError("unexpected inst_bytes"))
53
54 if (inst_bytes == 6):
55 C0.BadInstrX = (opcode & 0x0000ffff) << 16
56
57 if CPU.in_bds and C0.Config3.BP:
58 opcode = CPU.prior_opcode
59 inst_bytes = CPU.prior_inst_bytes
60
61 C0.BadInstrP = (opcode << 16 if inst_bytes == 2 else
62 opcode if inst_bytes == 4 else
63 FatalError("unexpected inst_bytes"))
64
65 if C0.Status.BEV:
66 ebase = sign_extend(0xbfc00200, from_nbits=32)
67 if (C0.Config3.ISA & 1) and not is_nanomips():
68 ebase |= 1
69 elif C0.Config.AR == 0:
70 ebase = sign_extend(0x80000000, from_nbits=32)
71 else:
72 ebase = sign_extend(C0.EBase.VA << C0.EBase.VA.shift, from_nbits=32)
73 if C0.Config3.ISAOnExc and not is_nanomips():
74 ebase |= 1
75
76 if offset is None:
77 offset = 0x180
78
79 CPU.next_pc = ebase + offset
80 CPU.got_next_next_pc = False # For branch delay slot handling in simulator.
81
82 if not C0.Status.EXL and not C0.Status.BEV and C0.SRSCtl.HSS:
83 C0.SRSCtl.PSS = C0.SRSCtl.CSS
84 C0.SRSCtl.CSS = C0.SRSCtl.ESS if ess is None else ess
85
86 C0.Status.EXL = 1
87
88 # For MCU ASE, special processing for interrupt prologue or epilogue.
89 if C0.Config3.MCU:
90 C0.Cause.AP = CPU.in_iap

```

```

91
92 if CPU.in_iap or CPU.in_iae:
93 # CSS still needs updating even though EXL=1.
94 C0.SRSCtl.CSS = C0.SRSCtl.ESS if ess is None else ess
95
96 CPU.in_iap = 0
97 CPU.in_iae = 0
98
99 if is_mt_target():
100 C0.VPEConf0.XTC = C0.TCBind.CurTC
101
102 if badva is not None:
103 va_bits = 64 if C0.Config.AT==2 else 32
104 C0.BadVAddr = zero_extend(badva, from_nbits=va_bits)
105
106 return EXCEPTION() # Makes the "raise exception(...)" syntax work.

```

## 4.15 get\_asid()

Return the effective ASID value associated with the current operating mode.

For VZ cores: If the argument `g` is `True`, return the value for guest. If the argument `g` is `False`, return the value for root. If the argument `g` is `None` (the default), return the value for the current operating mode (root or guest).

```

10 def get_asid(g):
11 C0 = CP0(g)
12
13 if C0.Config5.MI:
14 return C0.MemoryMapID.MMID
15
16 if C0.Config4.AE:
17 return C0.EntryHi.ASIDX @ C0.EntryHi.ASID
18 else:
19 return C0.EntryHi.ASID

```

## 4.16 get\_c0\_context\_value()

Get the `C0.Context` value for a given bad virtual address.

For VZ cores: If the argument `g` is `True`, return the value for guest. If the argument `g` is `False`, return the value for root. If the argument `g` is `None` (the default) return the value for the current operating mode (root or guest).

```

10 def get_c0_context_value(bva, g):
11 C0 = CP0(g)

```

```

12
13 mask = C0.ContextConfig if C0.Config3.CTXTC else 0x007ffff0
14
15 if mask == 0:
16 return C0.Context
17
18 lz = count_leading_zeros(mask, 32)
19
20 context = C0.Context & ~(2 ** (32 - lz) - 1) | (bva >> lz) & mask
21
22 return context

```

### 4.17 get\_cache\_parameters()

Return the encoded cache size parameters for the cache specified by the 'cache\_type' argument. 'cache\_type' is either 'I', 'D', 'S' or 'T' for the instruction, data, secondary or tertiary caches respectively. The context argument can be used to target root or guest on a specific thread, otherwise the current thread and operating mode are used.

The return values are (L, S, A), where L is the encoded line size, S is the encoded sets per way, and A is the encoded associativity (number of ways). The corresponding decoded sizes are:

- line\_size = 2 \*\* (L + 1) if L else 0
- num\_sets = 2 \*\* (S + 6)
- num\_ways = A + 1

```

10 def get_cache_parameters(cache_type, context=None):
11 C0 = CP0(context)
12
13 if cache_type == 'I':
14 L = C0.Config1.IL
15 S = C0.Config1.IS if C0.Config1.IS != 7 else -1
16 A = C0.Config1.IA
17
18 elif cache_type == 'D':
19 L = C0.Config1.DL
20 S = C0.Config1.DS if C0.Config1.DS != 7 else -1
21 A = C0.Config1.DA
22
23 elif cache_type == 'S':
24 if C0.Config5.L2C == 0:
25 L = C0.Config2.SL
26 S = C0.Config2.SS
27 A = C0.Config2.SA
28
29 else: # L2 configuration is specified in GCRs.
30 L = GCR.L2_CONFIG.LINE_SIZE

```

```

31 S = GCR.L2_CONFIG.SET_SIZE
32 A = GCR.L2_CONFIG.ASSOC
33
34 elif cache_type == 'T':
35 if C0.Config5.L2C == 0:
36 L = C0.Config2.TL
37 S = C0.Config2.TS
38 A = C0.Config2.TA
39
40 else: # L3 configuration is specified in GCRs.
41 L = GCR.L3_CONFIG.LINE_SIZE
42 S = GCR.L3_CONFIG.SET_SIZE
43 A = GCR.L3_CONFIG.ASSOC
44
45 else:
46 raise ValueError(f"Invalid cachetype {cache_type}")
47
48 return (L, S, A)

```

#### 4.18 get\_num\_ftlb\_entries()

Return the number of FTLB entries on the current core. The context argument can be used to target root or guest on a specific thread, otherwise the current thread and operating mode are used.

```

10 def get_num_ftlb_entries(context=None):
11 C0 = CP0(context)
12
13 if C0.Config.MT == 'FTLBMMU':
14 return (C0.Config4.FTLBWays + 2) * (1 << C0.Config4.FTLBSets)
15 else:
16 return 0

```

#### 4.19 get\_num\_tlb\_entries()

Return the total number of TLB entries (VTLB + FTLB). The context argument can be used to target root or guest on a specific thread, otherwise the current thread and operating mode are used.

```

10 def get_num_tlb_entries(context=None):
11 return get_num_vtlb_entries(context) + get_num_ftlb_entries(context)

```

#### 4.20 get\_num\_vtlb\_entries()

Return the number of VTLB entries on the current core. The context argument can be used to target root or guest on a specific thread, otherwise the current thread and operating mode are used.

```

10 def get_num_vtlb_entries(context=None):
11 C0 = CP0(context)
12
13 if is_r6():
14 return (C0.Config4.VTLBSizeExt @ C0.Config1.MMUSize) + 1
15 else:
16 return C0.Config1.MMUSize + 1

```

## 4.21 ginvt()

Globally invalidate TLBs. Arguments are:

- type - the type of invalidation to perform:
  - type=0: 'invALL - invalidate all non wired entries.
  - type=1: invVA - invalidate all entries which match the specified VA.
  - type=2: invMMID - invalidate all entries which match C0.MemoryMapID.MMID and are not global.
  - type=3: invVAMMID - invalidate all entries which match the specified VA and either match C0.MemoryMapID or are global.
- va: The VA to compare with for invVA or invVAMMID type invalidations.
- context: The targeted context, i.e. root or guest. If 'None' (the default), target the current operating mode.

```

10 def ginvt(type, va, context=None):
11 C0 = CP0(context)
12
13 gid = Root.C0.GuestCtl1.ID if is_guest_mode() else Root.C0.GuestCtl1.RID
14
15 for thread in get_all_threads_in_system(context):
16
17 for index in range(get_num_tlb_entries(thread)):
18 tlb_entry = thread.TLB[index]
19
20 # Nothing to do if entry is already invalid.
21 if tlb_entry.ehinv:
22 continue
23
24 # For VZ, nothing to do if entry belongs to a different guest.
25 if tlb_entry.gid != gid:
26 continue
27
28 va_match = not (tlb_entry.va ^ va) & tlb_entry.va_match_mask
29 mmid_match = tlb_entry.asid == C0.MemoryMapID.MMID
30

```

```

31 if (type == 0): # invAll
32 invalidate = index >= thread.C0.Wired.Index
33
34 elif (type == 1): # invVA
35 invalidate = va_match
36
37 elif (type == 2): # invMMID
38 invalidate = mmid_match and not tlb_entry.is_global
39
40 elif (type == 3): # invVAMMID
41 invalidate = va_match and (mmid_match or tlb_entry.is_global)
42
43 else:
44 FatalError(f"ERROR: invalid ginvt type '{type}'")
45
46 if invalidate:
47 thread.TLB[index] = invalid_tlb_entry()

```

## 4.22 IsCoprocessor0Enabled()

Are Coprocessor 0 operations currently enabled?

```

10 def IsCoprocessor0Enabled():
11 if C0.Config.AR < 2 and C0.Status.CU0:
12 return True
13
14 return EffectiveKSU() == 0;

```

## 4.23 is\_r6()

Does this core implement Release 6 or later of the MIPS architecture?

```

10 def is_r6():
11 return C0.Config.AR >= 2

```

## 4.24 overflows()

Does 'value' overflow when we try to represent it as nbits bits signed or unsigned number?

```

10 def overflows(value, nbits, unsigned=False):
11 if unsigned:
12 return zero_extend(value, nbits) != value
13 else:
14 return sign_extend(value, nbits) != value

```



## 4.25 pointers\_are\_64\_bits()

Are address pointers 64 bits wide for the current operating mode? On MIPS32 cores, `pointers_are_64_bits()` always returns `False`.

- The `access_type` argument specifies what type of memory access we are considering, with allowed values 'Load', 'Store', 'Fetch' and 'Cacheop'.
- The `eva` argument specifies whether the access in question is for an EVA instruction, i.e. a kernel privilege instruction which translates addresses as though in user mode.

```

10 def pointers_are_64_bits(access_type=None, eva=False):
11 ksu = EffectiveKSU(eva)
12
13 # No 64 bit pointers on a core which does not support 64 bit addressing
14 if C0.Config.AT < 2:
15 return False
16
17 # On R6 or EVA cores, KX, SX and UX bits are all considered.
18 if is_r6() or C0.Config5.EVA:
19 if ((ksu == 0 and C0.Status.KX)
20 or (ksu == 1 and C0.Status.SX)
21 or (ksu == 2 and C0.Status.UX)):
22 return True
23 else:
24 return False
25
26 # On Pre-R6 cores with 64 bit addressing, we use 32 bit addressing for
27 # user mode loads and stores when UX = 0
28
29 if (ksu == 2
30 and (access_type == 'Load' or access_type == 'Store')
31 and not C0.Status.UX):
32 return False
33 else:
34 return True

```

## 4.26 read\_memory\_at\_va()

Read `nbytes` bytes of data from virtual address `va`. If a TLB exception or address error exception occurs as a result of the read, raise it.

The `eva` argument specifies whether the access in question is for an EVA instruction, i.e. a kernel privilege instruction which translates addresses as though in user mode.

If `unaligned_support` is 'optional' (the default) and `va` is unaligned, then an implementation may choose to signal an address error exception. Otherwise, the read will be split into one or more memory ac-

cesses and the results of those accesses will be combined to form the final data value. Any of the memory accesses may cause a TLB or privilege exception.

If `unaligned_support` is 'always' and `va` is unaligned, then an implementation may *not* choose to signal an address error exception and the read will always be split into one or more memory accesses with results of those accesses being combined to form the final data value.

```

10 def read_memory_at_va(va, nbytes, unaligned_support='optional', eva=False):
11
12 if unaligned_support == 'optional':
13 # Implementation dependent whether an unaligned access is supported.
14 if va & (nbytes-1) and not allow_unaligned_access(va, nbytes, eva):
15 raise exception('ADEL', badva=va)
16 elif unaligned_support == 'always':
17 pass # No unaligned exception allowed.
18 else:
19 FatalError("Unknown unaligned_support value")
20
21 accesses = va2pa_split(va, nbytes, 'Load', eva)
22
23 data = 0
24 for access in accesses:
25 (va, pa, cca, this_nbytes, shift) = access
26 this_data = read_memory(va, pa, cca, this_nbytes)
27 data |= this_data << shift
28
29 return data

```

## 4.27 sign\_extend()

Sign extend from 'from\_nbits' bits and above, then interpret the result as a twos-complement value.

```

10 def sign_extend(value, from_nbits=None):
11 if from_nbits is None:
12 from_nbits = value.nbits
13
14 sign_bit_mask = 1 << (from_nbits-1)
15 low_bits_mask = sign_bit_mask - 1
16
17 return (value & low_bits_mask) - (value & sign_bit_mask)

```

## 4.28 synci\_step()

Compute the step size which can be used by the synci instruction.

```

10 def synci_step():
11 if C0.Config1.DL == 0 or C0.Config1.IL and C0.Config1.IL < C0.Config1.DL:
12 L = C0.Config1.IL
13 else:
14 L = C0.Config1.DL
15
16 return 2 ** (L + 1) if L else 0

```

## 4.29 tlb\_exception()

Perform the state updates associated with a TLB exception. Arguments are:

- `cause`: The `Cause.ExcCode` value for this exception.
- `bva`: The bad virtual address value for this exception.
- `gva`: Will contain to the guest virtual address for GPA->RPA lookups on VZ cores. If this is not a GPA->RPA lookup, `gva` will be `None`. `gva` will be used in place of `bva` on implementations which use `GuestCtl0.GExcCode == 'GVA'` for the current exception type.
- `comment`: A comment about the reason of the exception, for debug and explanation purposes only.
- `g`: For VZ cores: If `g` is `True`, take an exception in guest mode. If `g` is `False`, take an exception in Root mode. If `g` is `None`, take an exception in the current operating mode (Root or Guest).
- `offset`: The exception vector offset. By default, use the general exception vector (0x180).

```

10 def tlb_exception(cause, bva, gva, comment, g, offset=None):
11
12 # Make all the exception state updates not specific to TLB exceptions.
13 exception(cause, comment, g, offset)
14
15 # No further state changes for TLB exceptions in debug mode.
16 if C0.Debug.DM:
17 return EXCEPTION()
18
19 # If this is a GPR->RPA lookup on a VZ core...
20 if gva is not None:
21 # ... it is implementation dependent whether bva gets updated with GVA or GPA.
22 if CPU.use_gva:
23 Root.C0.GuestCtl0.GExcCode = 'GVA'
24 bva = gva
25 else:
26 Root.C0.GuestCtl0.GExcCode = 'GPA'
27
28 C0.EntryHi.VPN2 = bva[CPU.SEGBITS-1:0] >> 13
29
30 bva_nbits = 64 if C0.Config.AT == 2 else 32

```

```

31 C0.BadVAddr = zero_extend(bva, from_nbits=bva_nbits)
32
33 bva_aln = (bva >> 13) << 13
34 C0.Context = get_c0_context_value(bva_aln, g)
35
36 if C0.Config.AT == 2:
37 C0.XContext = get_c0_xcontext_value(bva_aln, g)
38
39 EntryHi.R64 = (bva >> 62) & 3
40
41 return EXCEPTION() # Makes the "raise tlb_exception(...)" syntax work.

```

### 4.30 tlb\_lookup\_index()

Return the tlb index which maps the specified VA in the current operating mode. If there is no mapping, return None.

For VZ cores: If the argument `guest` is True, do the lookup for guest. If the argument `guest` is False, do the lookup for root. If the argument `guest` is None, do the lookup for the current operating mode (root or guest).

For VZ cores, if the `probe` argument is True, this means the lookup is being carried out for a TLB probe instruction, which means that `Root.C0.GuestCtl1.RID` is used as the source of the `gid` value if the core is in root mode.

```

10 def tlb_lookup_index(va, guest, probe=False):
11 asid = get_asid(guest)
12
13 if is_guest_mode():
14 gid = Root.C0.GuestCtl1.ID
15 elif probe:
16 # For Root TLBP on VZ cores, we look for match to RID not ID.
17 gid = Root.C0.GuestCtl1.RID
18 else:
19 gid = 0
20
21 index = None
22
23 for i in range(get_num_tlb_entries(guest)):
24
25 tlb_entry = Context(guest).TLB[i]
26
27 # No match if EHINV bit set for this entry.
28 if tlb_entry.ehinv:
29 continue
30
31 # No match if ASID does not match and this entry is not global.

```

```

32 if tlb_entry.asid != asid and not tlb_entry.is_global:
33 continue
34
35 # No match if non-masked bits of VA do not match the VPN2 value.
36 if (tlb_entry.va ^ va) & tlb_entry.va_match_mask:
37 continue
38
39 # For VZ, no match if the gid does not match.
40 if tlb_entry.gid != gid:
41 continue
42
43 # Behavior when multiple TLB entries match the same address is
44 # implementation dependent. The preferred implementation is a machine
45 # check exception on a TLBW which generates an overlapping entry. In
46 # in some implementations it may not be possible to detect the
47 # overlapping entries until the lookup is performed, in which case the
48 # preferred implementation is a machine check exception on the lookup.
49 if index is not None:
50 raise exception('MCHECK')
51
52 index = i
53
54 return index

```

### 4.31 tlb\_map()

Translate the specified virtual address through the TLB, returning the physical address and the CCA in the case that a valid mapping is present, or raising a TLB exception in the case that the mapping is not present or is not valid.

Arguments are:

- `va`: The virtual address which is to be translated.
- `access_type`: Specifies what type of memory access we are considering, with allowed values 'Load', 'Store', 'Fetch' and 'Cacheop'.
- `use_xtlb_vector`: If a TLB miss exception occurs, should we use the TLB miss exception vector (0x00) or the XTLB miss exception vector (0x80)?
- `guest`: For VZ cores, perform a guest TLB lookup if `guest` is True, perform a root TLB lookup if `guest` is False, else perform a TLB lookup for the current operating mode (root or guest).
- `in_pw`: Is the TLB lookup being triggered as a result of a hardware page table walk?
- `gva`: Specifies the guest virtual address if the lookup is for a GPA->RPA translation on a VZ core. Set to None otherwise.

```

10 def tlb_map(va, access_type, use_xtlb_vector, guest, in_pw, comment, gva=None):
11
12 # Find the index (if any) of the entry matching this VA.
13 index = tlb_lookup_index(va, guest)
14
15 # Trigger hardware page table walk on a TLB miss if PW present and enabled.
16 if (index is None
17 and (not in_pw or gva is not None)
18 and C0.Config3.PW and C0.PWctl.PWen):
19 page_walk(va, guest, use_xtlb_vector)
20 index = tlb_lookup_index(va, guest)
21
22 if (index is None):
23 if in_pw:
24 return
25
26 cause = 'TLBS' if access_type == 'Store' else 'TLBL'
27
28 if C0.Status.EXL == 0 or C0.Config3.MCU and (CPU.in_iae or CPU.in_iap):
29 offset = 0x80 if use_xtlb_vector else 0x00 # TLB or XTLB vector?
30 else:
31 offset = None # Use default (general) exception vector.
32
33 raise tlb_exception(cause, va, gva, comment, guest, offset)
34
35 entry = Context(guest).TLB[index]
36
37 even_odd_bit = 1 if va & entry.even_odd_bit else 0
38 entrylo = entry.entrylo1 if even_odd_bit else entry.entrylo0
39
40 comment += f" idx[{{index}},{{even_odd_bit}}]"
41
42 if in_pw and (not entrylo.v or entrylo.ri):
43 return
44
45 if not entrylo.v:
46 comment += " not valid"
47 cause = 'TLBS' if access_type == 'Store' else 'TLBL'
48 raise tlb_exception(cause, va, gva, comment, guest)
49
50 if not entrylo.d and access_type == 'Store':
51 raise tlb_exception("MOD", va, gva, comment, guest)
52
53 if (entrylo.ri and access_type == 'Load'):
54 comment += " read inhibit"
55 if C0.PageGrain.IEC:
56 raise tlb_exception("TLBRI", va, gva, comment, guest)
57

```

```

58 raise tlb_exception("TLBL", va, gva, comment, guest)
59 elif (entrylo.xi and access_type == 'Fetch'):
60 comment += " execute inhibit"
61 if C0.PageGrain.IEC:
62 raise tlb_exception("TLBXI", va, gva, comment, guest)
63
64 raise tlb_exception("TLBL", va, gva, comment, guest)
65
66 pa = entrylo.pa | va & (entry.even_odd_bit - 1)
67 cca = entrylo.c
68
69 # direct GPA->RPA mapping if we are using RPU
70 if gva is not None and C0.Config.MT == 'FMTMMU':
71 pa = va
72
73 if guest:
74 comment += f" GPA={xpa_hex(pa)} GCCA={cca}"
75
76 trace(comment)
77
78 return pa, cca

```

### 4.32 tlbinv()

Carry out a TLBINV operation (when flush argument is False) or a TLBINVF operation (when flush argument is True).

For VZ cores: If the argument g is True, carry out a guest tlb invalidate. If the argument g is False, carry out a root tlb invalidate. If the argument g is None (the default), carry out a tlb invalidate for the current operating mode (root or guest).

```

10 def tlbinv(flush=False, g=None):
11 C0 = CP0(g)
12
13 if C0.Config4.IE == 2: # SW FTLB walk.
14 vtlb_size = get_num_vtlb_entries(g)
15
16 if (C0.Index.Index < vtlb_size):
17 # When index targets VTLB, target all entries in VTLB.
18 indexes = range(vtlb_size)
19 else:
20 # When index targets FTLB, target one index per FLT set.
21 sets = 1 << C0.Config4.FTLBsets
22 ways = 2 + C0.Config4.FTLBways
23
24 set = (index - vtlb_size) % sets
25

```

```

26 indexes = [(vtlb_size + set + way * sets) for way in range(ways)]
27 else:
28 # Target all TLB indexes.
29 indexes = range(get_num_tlb_entries(g))
30
31 asid = get_asid(g)
32 gid = Root.C0.GuestCtl1.ID if is_guest_mode() else Root.C0.GuestCtl1.RID
33
34 for index in indexes:
35 tlb_entry = Context(g).TLB[index]
36
37 if tlb_entry.ehinv: # No need to invalidate an invalid entry.
38 continue
39
40 if tlb_entry.gid != gid: # Don't invalidate another guest's entries.
41 continue
42
43 if flush or (not tlb_entry.is_global and tlb_entry.asid == asid):
44 Context(g).TLB[index] = invalid_tlb_entry()

```

### 4.33 tlbp()

Carry out a TLBP operation.

For VZ cores: If the argument `g` is `True`, carry out a guest TLBP. If the argument `g` is `False`, carry out a root TLBP. If the argument `g` is `None` (the default), carry out a TLBP for the current operating mode (root or guest).

```

10 def tlbp(g=None):
11 C0 = CP0(g)
12
13 va = C0.EntryHi.VPN2 << 13
14
15 if C0.Config.AT == 2:
16 va |= C0.EntryHi.R64 << 62
17
18 if not is_guest_mode() and C0.GuestCtl1.RID and not C0.PageGrain.ELPA:
19 if overflows(va, 32, unsigned=True):
20 comment("Truncate EntryHi to 32 bits on ELPA=0 GPA->RPA tlbp")
21 va = zero_extend(va, from_nbits=32)
22
23 index = tlb_lookup_index(va, g, probe=True)
24
25 if index is None:
26 C0.Index.P = 1
27 C0.Index.Index = 0
28 else:

```



```

29 C0.Index.P = 0
30 C0.Index.Index = index

```

### 4.34 tlbr()

Carry out a TLBR operation, that is, read the TLB entry information associated with the current C0.Index value into the TLB interface registers (C0.EntryHi, C0.EntryLo0, C0.EntryLo1, C0.PageMask, etc.).

For VZ cores: If the argument *g* is True, carry out a guest TLBR. If the argument *g* is False, carry out a root TLBR. If the argument *g* is None (the default), carry out a TLBR for the current operating mode (root or guest).

```

10 def tlbr(g=None):
11 C0 = CP0(g)
12
13 tlb_entry = Context(g).TLB[C0.Index.Index]
14
15 # guest cannot read another guest's entries
16 if is_guest_mode() and tlb_entry.gid != Root.C0.GuestCtl1.ID:
17 tlb_entry = invalid_tlb_entry()
18
19 C0.EntryHi.EHINV = tlb_entry.ehinv
20 C0.EntryHi.VPN2 = tlb_entry.vpn2
21 C0.PageMask = tlb_entry.pagemask
22
23 if C0.Config.AT == 2:
24 C0.EntryHi.R64 = tlb_entry.r64
25
26 if not is_guest_mode():
27 Root.C0.GuestCtl1.RID = tlb_entry.gid
28
29 C0.EntryLo0.PFN = tlb_entry.entrylo0.pfn
30 C0.EntryLo0.C = tlb_entry.entrylo0.c
31 C0.EntryLo0.V = tlb_entry.entrylo0.v
32 C0.EntryLo0.D = tlb_entry.entrylo0.d
33 C0.EntryLo0.G = tlb_entry.entrylo0.g
34
35 C0.EntryLo1.PFN = tlb_entry.entrylo1.pfn
36 C0.EntryLo1.C = tlb_entry.entrylo1.c
37 C0.EntryLo1.V = tlb_entry.entrylo1.v
38 C0.EntryLo1.D = tlb_entry.entrylo1.d
39 C0.EntryLo1.G = tlb_entry.entrylo1.g
40
41 if C0.PageGrain.ELPA:
42 C0.EntryLo0.RI64 = tlb_entry.entrylo0.ri
43 C0.EntryLo0.XI64 = tlb_entry.entrylo0.xi

```

```

44 C0.EntryLo0.RI = 0
45 C0.EntryLo0.XI = 0
46
47 C0.EntryLo1.RI64 = tlb_entry.entrylo1.ri
48 C0.EntryLo1.XI64 = tlb_entry.entrylo1.xi
49 C0.EntryLo1.RI = 0
50 C0.EntryLo1.XI = 0
51 else:
52 C0.EntryLo0.RI = tlb_entry.entrylo0.ri
53 C0.EntryLo0.XI = tlb_entry.entrylo0.xi
54 C0.EntryLo0.RI64 = 0
55 C0.EntryLo0.XI64 = 0
56
57 C0.EntryLo1.RI = tlb_entry.entrylo1.ri
58 C0.EntryLo1.XI = tlb_entry.entrylo1.xi
59 C0.EntryLo1.RI64 = 0
60 C0.EntryLo1.XI64 = 0
61
62 # Set the relevant asid bits for this core configuration.
63 if C0.Config5.MI:
64 C0.MemoryMapID.MMID = tlb_entry.asid
65 elif C0.Config4.AE:
66 C0.EntryHi.ASID = tlb_entry.asid & C0.EntryHi.ASID.mask
67 C0.EntryHi.ASIDX = tlb_entry.asid >> C0.EntryHi.ASIDX.shift
68 else:
69 C0.EntryHi.ASID = tlb_entry.asid

```

### 4.35 tlbwi()

Write the TLB entry information as specified in the TLB interface registers (C0.EntryHi, C0.EntryLo0, C0.EntryLo1, C0.PageMask, etc.) to the TLB entry indexed by the argument index.

For VZ cores: If the argument *g* is True, write to the guest TLB. If the argument *g* is False, write to the root TLB. If the argument *g* is None (the default), write to the TLB for the current operating mode (root or guest).

```

10 def tlbwi(index, g=None):
11 C0 = CP0(g)
12
13 is_m64 = C0.Config.AT == 2
14
15 # Find the alignment of EntryLo0/1.PFN according to the small page settings.
16 if C0.Config3.SP and C0.PageGrain.ESP:
17 pfn_shift = 11
18 elif C0.Config3.SM:
19 if C0.PageGrain.Mask == 0:
20 pfn_shift = 11

```

```

21 elif C0.PageGrain.Mask == 1:
22 pfn_shift = 12
23 elif C0.PageGrain.Mask == 3:
24 pfn_shift = 13
25 else:
26 FatalError("Unexpected PageGrain.Mask value")
27 else:
28 pfn_shift = 13
29
30 # Find the gid (guest ID) value for the current operating mode.
31 if Root.C0.Config3.VZ == 0:
32 gid = 0
33 elif is_guest_mode():
34 gid = Root.C0.GuestCtl1.ID
35 else:
36 gid = Root.C0.GuestCtl1.RID
37
38 is_global = C0.EntryLo0.G and C0.EntryLo1.G
39
40 if not g and gid and not is_guest_mode():
41 is_global = 1
42
43 va = C0.EntryHi.VPN2 << 13
44 if is_m64:
45 va |= C0.EntryHi.R64 << 62
46
47 page_mask = C0.PageMask | (2 ** pfn_shift - 1)
48 va_match_mask = zero_extend(~page_mask, from_nbits=CPU.SEGBITS)
49 if is_m64:
50 va_match_mask |= C0.EntryHi.R64.mask
51
52 even_odd_bit = page_mask ^ (page_mask >> 1)
53
54 # Base PAs for the even and odd pages
55 pa0 = (C0.EntryLo0.PFN << (pfn_shift-1)) & ~(even_odd_bit - 1)
56 pa1 = (C0.EntryLo1.PFN << (pfn_shift-1)) & ~(even_odd_bit - 1)
57
58 if is_m64 and not G(g) and gid and not Root.C0.PageGrain.ELPA:
59 if overflows(va, 32, unsigned=True):
60 va = zero_extend(va, from_nbits=32)
61 comment("Truncating EntryHi to 32 bits on ELPA=0 tlbw of GPA->RPA")
62
63 # 'tlb_entry' is an object storing all the information associated with a
64 # TLB entry. Start with an invalid entry (EHINV==1, all other bits 0)
65 tlb_entry = invalid_tlb_entry()
66
67 # If we're creating a valid TLB entry, fill in all the state details.
68 if C0.EntryHi.EHINV == 0:

```

```

69 tlb_entry.ehinv = 0
70 tlb_entry.r64 = C0.EntryHi.R64 if is_m64 else 0
71 tlb_entry.vpn2 = C0.EntryHi.VPN2
72 tlb_entry.asid = get_asid(g)
73 tlb_entry.is_global = is_global
74 tlb_entry.is_m64 = is_m64
75 tlb_entry.gid = gid
76 tlb_entry.pagemask = C0.PageMask
77 tlb_entry.va = va
78 tlb_entry.va_match_mask = va_match_mask
79 tlb_entry.pfn_shift = pfn_shift
80 tlb_entry.even_odd_bit = even_odd_bit
81
82 tlb_entry.entrylo0.pa = pa0
83 tlb_entry.entrylo0.pa = pa0
84 tlb_entry.entrylo0.pfn = C0.EntryLo0.PFN
85 tlb_entry.entrylo0.c = C0.EntryLo0.C
86 tlb_entry.entrylo0.v = C0.EntryLo0.V
87 tlb_entry.entrylo0.d = C0.EntryLo0.D
88 tlb_entry.entrylo0.g = is_global
89 tlb_entry.entrylo0.ri = C0.EntryLo0.RI | C0.EntryLo0.RI64
90 tlb_entry.entrylo0.xi = C0.EntryLo0.XI | C0.EntryLo0.XI64
91
92 tlb_entry.entrylo1.pa = pa1
93 tlb_entry.entrylo1.pa = pa1
94 tlb_entry.entrylo1.pfn = C0.EntryLo1.PFN
95 tlb_entry.entrylo1.c = C0.EntryLo1.C
96 tlb_entry.entrylo1.v = C0.EntryLo1.V
97 tlb_entry.entrylo1.d = C0.EntryLo1.D
98 tlb_entry.entrylo1.g = is_global
99 tlb_entry.entrylo1.ri = C0.EntryLo1.RI | C0.EntryLo1.RI64
100 tlb_entry.entrylo1.xi = C0.EntryLo1.XI | C0.EntryLo1.XI64
101
102 Context(g).TLB[index] = tlb_entry

```

### 4.36 tlbwr()

Choose a valid random tlb index, and write the TLB entry information as specified in the TLB interface registers (C0.EntryHi, C0.EntryLo0, C0.EntryLo1, C0.PageMask, etc.) to that TLB entry.

For VZ cores: If the argument *g* is True, write to the guest TLB. If the argument *g* is False, write to the root TLB. If the argument *g* is None (the default), write to the TLB for the current operating mode (root or guest).

The pseudocode presented here shows a specific implementation of the TLBWR operation. It illustrates the rules for determining which TLB indexes are possible targets for TLBWR as a function of the configuration and operation mode of the processor, but otherwise is provided for reference purposes only.

```

10 def tlbwr(g=None):
11 C0 = CP0(g)
12
13 num_vtlb_entries = get_num_vtlb_entries(g)
14 num_ftlb_entries = get_num_ftlb_entries(g)
15
16 if num_ftlb_entries:
17 # FTLB not available if PageMask does not match FTLBPageSize
18 page_aln = 31 - count_leading_zeros(C0.PageMask | 0x1fff, 32)
19 if page_aln != 2 * C0.Config4.FTLBPageSize + 10:
20 num_ftlb_entries = 0
21
22 min_index = C0.Wired.Index
23 max_index = num_vtlb_entries + num_ftlb_entries - 1
24
25 # In this illustrative implementation, we will keep trying until we find a
26 # random index which is consistent with the constraints. We impose an
27 # arbitrary limit on the number of tries to avoid a simulator hang in case
28 # the index constraints are inconsistent.
29 try_count = 0
30 while 1:
31 if ++try_count > 99999:
32 FatalError("Failed to find valid index for tlbwr")
33
34 # The random distribution for the index is implementation dependent,
35 # and could include factors such as "least recently used", and
36 # different probabilities of choosing an FTLB vs a VTLB entry. This
37 # illustrative implementation uses a uniform distribution for
38 # simplicity.
39 random_index = random.randint(min_index, max_index)
40
41 # In R6, the entry pointed to by Index is forbidden if Index.P=0.
42 if is_r6() and not C0.Index.P and random_index == C0.Index.Index:
43 continue # The index was bad, try again.
44
45 # Disallow FTLB indexes which are not valid for the current TLB entry
46 # parameters.
47 if is_invalid_ftlb_index(random_index):
48 continue # The index was bad, try again.
49
50 break # The index was ok, exit the loop.
51
52 tlbwi(random_index, g)

```

### 4.37 unsigned()

Convert a GPR sized signed value to an unsigned value.

```

10 def unsigned(value):
11 nbits = 32 if C0.Config.AT == 0 else 64
12 return zero_extend(value, from_nbits=nbits)

```

### 4.38 va2pa()

Get the PA and CCA for a given VA, as a function of the current state of the processor. If the address lookup causes an exception, signal it.

- The `va` argument specifies the virtual address to be translated.
- The `access_type` argument specifies what type of memory access we are considering, with allowed values 'Load', 'Store', 'Fetch' and 'Cacheop'.
- The `eva` argument specifies whether the access in question is for an EVA instruction, i.e. a kernel privilege instruction which translates addresses as though in user mode.
- The `in_pw` argument species whether the current lookup is occurring as a result of a hardware page table walk.

```

10 def va2pa(va, access_type, eva=False, in_pw=False):
11 g = is_guest_mode()
12
13 # check for possible hit in mpu
14 mpu_check(va, access_type, eva)
15
16 # check for possible hit in watch registers
17 watch_check(va, access_type, g)
18
19 translation_type, description, result_args = decode_va(va, eva)
20
21 decode_comment = access_type + " " + description
22 if g:
23 decode_comment = "Guest " + decode_comment
24
25 if translation_type == 'ade':
26 if in_pw:
27 raise RuntimeError("unexpected address error on pw va2pa")
28
29 cause = "ADES" if access_type == 'Store' else "ADEL"
30 raise exception(cause, badva=va, comment=decode_comment)
31
32 elif translation_type == 'map':
33 (use_xtlb_vector) = result_args
34
35 (pa, cca) = tlb_map(
36 va
37 = va,

```

```

37 access_type = access_type,
38 use_xtlb_vector = use_xtlb_vector,
39 comment = decode_comment,
40 guest = g,
41 in_pw = in_pw)
42
43 if in_pw and pa is None:
44 return
45
46 elif translation_type == 'unmapped':
47 (pa, cca) = result_args
48
49 else:
50 FatalError("unknown translation_type " + translation_type)
51
52 if g:
53 (rpa, rcca) = tlb_map(
54 va = pa,
55 gva = va,
56 access_type = access_type,
57 use_xtlb_vector = Root.C0.Status.KX,
58 comment = access_type + " GPA->RPA",
59 guest = FALSE,
60 in_pw = in_pw)
61
62 if in_pw and rpa is None:
63 return
64
65 ncc = Root.C0.GuestCtl0Ext.NCC
66 if ncc == 0:
67 pass # cca unmodified
68 elif ncc == 1:
69 if rcca == 2 or (rcca == 7 and cca != 2):
70 cca = rcca
71 elif ncc == 2:
72 if rcca != 0 and not (rcca == 7 and cca == 2):
73 cca = rcca
74 else:
75 FatalError("unknown NCC value " + ncc)
76
77 return (rpa, cca)
78
79 return (pa, cca)

```

### 4.39 va2pa\_split()

Split a potentially unaligned memory access for `nbytes` bytes at `VA=va` into sub-accesses which are guaranteed to share the same `va2pa` mapping. Signal any TLB or address privilege errors which occur for either mapping.

This function demonstrates one specific implementation which guarantees that the memory access gets split into groups of bytes which all share the same address mapping. There are other implementation choices which could achieve the same goal.

```

10 def va2pa_split(va, nbytes, access_type, eva):
11
12 pa, cca = va2pa(va, access_type, eva)
13
14 # The first VA which *might* need a different mapping.
15 va_of_next_1k_page = va + 1024 - (va & 1023)
16
17 if va + nbytes - 1 < va_of_next_1k_page:
18 # Only one mapping required.
19 shift = 0
20 return ((va, pa, cca, nbytes, shift),)
21 else:
22 # Two mappings might be necessary, split into two accesses.
23
24 # Take care of possible address wrapping for the second access.
25 va2 = effective_address(va_of_next_1k_page-1, 1, access_type, eva)
26
27 trace("va =" + _hex(va,16))
28 trace("va2=" + _hex(va2,16))
29
30 # Get mapping for the second access.
31 (pa2, cca2) = va2pa(va2, access_type, eva)
32
33 nbytes1 = va_of_next_1k_page - va
34 nbytes2 = nbytes - nbytes1
35
36 (shift1, shift2) = ((8*nbytes2, 0) if C0.Config.BE else (0, 8*nbytes1))
37
38 return (
39 (va, pa, cca, nbytes1, shift1),
40 (va2, pa2, cca2, nbytes2, shift2),
41)

```

### 4.40 write\_memory\_at\_va()

Write the `nbytes` byte data value `value` to virtual address `va`. If a TLB exception or address error exception occurs as a result of the write, raise it.



The `eva` argument specifies whether the access in question is for an EVA instruction, i.e. a kernel privilege instruction which translates addresses as though in user mode.

If `unaligned_support` is 'optional' (the default) and `va` is unaligned, then an implementation may choose to signal an address error exception. Otherwise, the write will be split into one or more memory accesses. Any of the memory accesses may cause a TLB or privilege exception. If such an exception occurs on any of the accesses, none of the memory writes associated with any of the accesses may occur.

If `unaligned_support` is 'always' and `va` is unaligned, then an implementation may *not* choose to signal an address error exception and the write will always be split into one or more memory accesses. Although it is not shown explicitly in the pseudocode, if a TLB or address exception occurs on one of the accesses, it is possible that one of the other accesses will already have committed its result to memory.

```

10 def write_memory_at_va(value, va, nbytes, unaligned_support='optional', eva=False):
11 if unaligned_support == 'optional':
12 # Implementation dependent whether an unaligned access is supported.
13 if va & (nbytes-1) and not allow_unaligned_access(va, nbytes, eva):
14 raise exception('ADES', badva=va)
15
16 elif unaligned_support == 'always':
17 pass # No unaligned exception allowed.
18 else:
19 FatalError("Unknown unaligned_support value")
20
21 accesses = va2pa_split(va, nbytes, 'Store', eva)
22
23 for access in accesses:
24 (va, pa, cca, this_nbytes, shift) = access
25
26 this_data = (value >> shift) & (2**(8*this_nbytes) - 1)
27 write_memory(this_data, va, pa, cca, this_nbytes)

```

#### 4.41 zero\_extend()

Zero extend from 'from\_nbits' bits and above, then interpret the result as an unsigned value.

```

10 def zero_extend(value, from_nbits):
11 low_bits_mask = (1 << from_nbits) - 1
12 return value & low_bits_mask

```

# Appendix A

## Specification Conventions

### A.1 Assembly Instruction vs. Hardware Format

Instruction definitions in this manual are grouped alphabetically by assembly mnemonic name. For each assembly mnemonic, there will be one or more hardware formats which can execute the instruction. Different hardware formats for the same instruction are distinguished by a string suffix in square parentheses. For instance, the ANDI assembly instruction has two hardware formats: ANDI[16] and ANDI[32]. The assembler will convert an instance of an ANDI instruction in assembly code to the hardware format which it considers most appropriate, taking into account the fact that some hardware formats only support a specific subset of registers or range of immediate values. By default, a hardware format with the smallest possible instruction length will be used. The user may force an instruction format with a specific length to be used by appending the instruction size in bits to the end of the instruction name. For instance, using 'ADDIU16', 'ADDIU32' or 'ADDIU48' will force the assembler to pick a 16, 32 or 48 bit ADDIU instruction respectively. If no hardware format of the correct length for the requested instruction and arguments is available, the assembler will report an error.

For completeness, it is worth noting that in some cases the assembler may also expand an assembler instruction into a sequence of more than one hardware instruction, unless assembler options are turned on which explicitly disable macro expansion, or a specific instruction length is required by use of a '16', '32' or '48' suffix in the instruction name.

### A.2 Instruction byte ordering and endianness

nanoMIPS™ instructions are encoded as 2, 4 or 6 byte data values, with the appropriate encoding value for each instruction shown in the various "Format" sections in this manual. Once the instruction data value is known, it remains to specify the order in which the bytes of the instruction are to be stored in memory.

Instructions are stored as one or more 16 bit parts, as follows:

- 16 bit instructions are stored as one 16-bit part located at the instruction address.
- 32 bit instructions are stored as two 16-bit parts, with the most significant halfword located at the instruction address, and the least significant halfword located at the instruction address + 2.

- 48 bit instructions are stored as three 16-bit parts, with the most significant halfword located at the instruction address, the next most significant halfword located at the instruction address + 2, and the least significant halfword located at the instruction address + 4.

For each 16-bit part, the order of the two bytes within the halfword depends on the endianness of the machine.

- For big-endian machines, the most significant byte is stored at the halfword address, and the least significant byte is stored at the halfword address + 1.
- For little-endian machines, the least significant byte is stored at the halfword address, and the most significant byte is stored at the halfword address + 1.

The procedure for reading or writing a nanoMIPS™ instruction to memory from a running program is the same for either a big-endian or a little-endian CPU, and is as follows.

- The most significant 16 bits of the instruction encoding can be read/written using a LHU/SH instruction targeting the instruction address.
- The next most significant 16 bits of the instruction encoding (for instructions which are 32 or more bits long) can be read/written using an LHU/SH instruction targeting the instruction address + 2.
- The least significant 16 bits of the instruction (for instructions which are 48 bits long) can be read/written using an LHU/SH instruction targeting the instruction address + 4.

As an example, consider the instruction "MOVZ r1, r2, r3". As per the MOVZ format, this is encoded as the value 0x20620a10. The most significant 16 bits of the instruction are 0x2062, and this halfword is stored at the instruction address. The least significant 16 bits of the instruction are 0x0a10, and this halfword is stored at the instruction address + 2. The contents of the 4 bytes starting at the instruction address on big and little endian machines are therefore:

Instruction: MOVZ r1, r2, r3

Encoding: 0x20620a10

|                             |      |      |      |      |
|-----------------------------|------|------|------|------|
| Byte address:               | PC+0 | PC+1 | PC+2 | PC+3 |
| Byte value (Big-endian):    | 0x20 | 0x62 | 0x0a | 0x10 |
| Byte value (Little-endian): | 0x62 | 0x20 | 0x10 | 0x0a |

## A.3 Pseudocode methodology

### A.3.1 Python for pseudocode

The pseudocode in this document is executable Python, and the reader should refer to Python documentation to understand the basic syntax.

Formally, all integers in the pseudocode are unbounded, that is, they have a potentially infinite number of bits. The hardware should be implemented in such a way as to get the same result for all architecturally visible state that the pseudocode (with potentially infinite bits) does. In practice, hardware will do this using a finite number of bits, and the designer should use the most efficient way to get the same result as the pseudocode.

### A.3.2 The 'raise' keyword

The "raise" keyword in the pseudocode indicates that execution of the current instruction will terminate on completion of the current expression. See for instance the [ADD](#) instruction definition. The code

```
if overflows(sum, nbits=32):
 raise exception('OV')
```

means: In the case that overflow occurs, call the `exception()` function, passing "OV" as argument, then execute no more pseudocode for this instruction. "raise" may also be called from within shared pseudocode functions.

### A.3.3 Bitfield syntax using the "[]" (slicing) operator

The "[]" (slicing) operator in python is usually applied to list type objects to read or write a specific range of list elements. In our pseudocode, we make use of the slicing operator with integers to provide a Verilog style syntax for accessing bit ranges. For instance, "s[21]" means bit 21 of integer value s, and "s[20:1]" means the bitfield of s starting with most significant bit 20 and ending with least significant bit 1. Bit ranges specified in this way can be both read and written to.

The bit range operation always returns an unsigned (i.e. zero extended) value. To get a signed value, the result must be explicitly sign extended (for example "sign\_extend(s[20:0])").

### A.3.4 Bitstring concatenation using the '@' operator

The '@' operator in python is usually used for matrix multiplication, but we don't need to do that in our CPU pseudocode, so instead we make use of '@' as a convenient shorthand for concatenating binary bit strings to generate a number.

For instance, the expression

```
s[21] @ s[20:1] @ '0'
```

means "concatenate bit 21 of integer s, bit range [20:1] of integer s, and the binary value '0' together to form an integer value".

Using the '@' (concatenation) operator only makes sense when the value on the right hand side has a known width. Hence '@' is only used when the width of the right hand value can be inferred from its context.

### A.3.5 Signed vs unsigned values

The pseudocode treats the values stored in GPRs as signed integers. For instructions where the operation takes an unsigned GPR value as input, this will be shown explicitly in the pseudocode by converting the signed GPR value to an unsigned value before carrying out the operation. For instance, in the [BGEUC](#) instruction definition, the branch condition pseudocode is:

```

10 if unsigned(GPR[rs]) >= unsigned(GPR[rt]):
11 CPU.next_pc = address

```

The values stored in CP0 registers and CP0 bitfields are treated as unsigned integers. For cases where the value needs to be interpreted as signed, this will be shown explicitly in the pseudocode by converting the unsigned value to a signed value.

### A.3.6 Decode vs. Operation Pseudocode

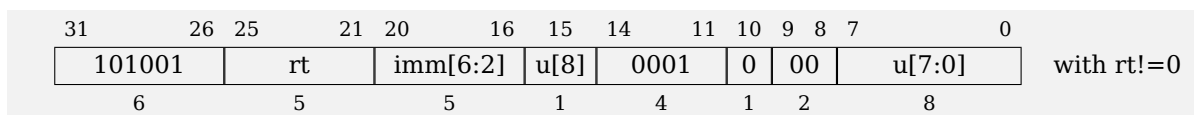
Different hardware formats for the same instruction will typically have different decode behavior, combined with common behavior in a shared execution stage. This fact is reflected the way the operation pseudocode is specified this document. Each hardware "Format" may have its own 'decode' pseudocode, where common arguments are derived. There will also be shared pseudocode in the "Operation" definition for the instruction. The effective behavior for each hardware format is the combination of the "Format" and "Operation" pseudocode sections.

### A.3.7 Shared pseudocode functions

Shared pseudocode functions referenced by the instruction definitions are given in the [Shared Pseudocode Functions](#) section.

## A.4 Instruction arguments

Hardware instruction format specifications are shown in encoding diagrams like this example:



Binary values in the hardware encoding diagrams represent specific bit patterns which an instruction bitstring must match to be decoded as an instance of the current instruction. The remaining fields are named instruction arguments.

The "with rt!=0" qualifier indicates an additional condition which the arguments must meet in order for this instruction bitstring to be decoded as an instance of the current instruction.

The instruction pseudocode describes the behavior of the instruction in terms of operations using the named instruction arguments as input. Some details about the way instructions arguments are specified are presented in the following subsections.

### A.4.1 Argument alignment

For arguments which are not right justified, that is, where the bitfield does not represent the least significant bits of the corresponding argument, then the bit range is shown in square parentheses. For instance, the field 'imm[6:2]' in the above example represents an argument 'imm', where 'imm = imm[6:2] << 2'.

A single argument may be specified using multiple fields in the instruction encoding, with the bit range of each field shown square parentheses. For instance the fields 'u[7:0]' and 'u[8]' in the above example represent two parts of a single argument 'u', where  $u = (u[8] \ll 8) \mid u[7:0]$ .

If no explicit bit range is specified for an argument, as for 'rt' in the above example, then the argument represents the least significant bits of the value.

### A.4.2 Signed vs unsigned arguments

By convention, the hardware argument name 's' is always used for instruction immediate values which will be sign extended in the instruction operation. The sign extension of 's' values is also always shown explicitly in the instruction pseudocode. Hardware arguments with any other name are always unsigned.

### A.4.3 'x' fields

Some instructions have argument fields called 'x'. These fields should be ignored by hardware, and set to zero by software. This methodology allows for the possibility that the meaning of x values other than zero might be enhanced in future revisions of the ISA. Any future enhancement will be made with the understanding that cores prior to the enhanced definition will treat the  $x \neq 0$  encodings as equivalent to the  $x = 0$  instruction. Older software will never inadvertently trigger future enhanced behavior provided it follows the "only use  $x = 0$  encodings" rule.

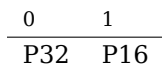
### A.4.4 Hardware vs. assembler arguments

Arguments in assembler formats either correspond directly to the hardware arguments or are derived from those arguments. In the case that the assembler arguments are derived, the rules for deriving them will be given as part of the instruction pseudocode. See for example the ANDI[16] format definition for the [ANDI](#) instruction. The hardware format contains a field called "eu". The assembler format contains a field called "u". The ANDI[16] pseudocode specifies the rule for deriving u from eu. When writing this instruction in assembly code, the non-encoded value u should be specified. The assembler will invert the rule specified by the pseudocode to infer the eu value to be used in the instruction encoding.


## Appendix B

# Opcode Map

### B.1 MAJOR pool

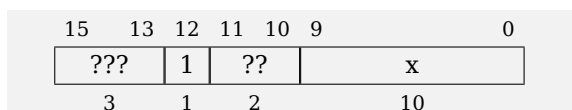


### B.2 P32 pool




|       | ???00     | ???01        | ???10     | ???11 |
|-------|-----------|--------------|-----------|-------|
| 000?? | P.ADDIU   | ADDIU.PC[32] | MOVE.BALC | *     |
| 001?? | P32A      | *            | P.BAL     | *     |
| 010?? | P.GRW     | P.GRBH       | PJ        | *     |
| 011?? | P48I      | *            | *         | *     |
| 100?? | P.U12     | P.LS.U12     | P.BR1     | *     |
| 101?? | *(CP1)    | P.LS.S9      | P.BR2     | *     |
| 110?? | *(MIPS64) | *            | P.BRI     | *     |
| 111?? | P.LUI     | *            | *         | *     |

### B.3 P16 pool



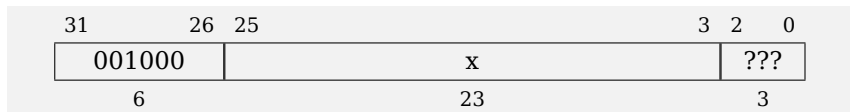
|       | ???00     | ???01    | ???10     | ???11      |
|-------|-----------|----------|-----------|------------|
| 000?? | P16.MV    | LW[16]   | BC[16]    | P16.SR     |
| 001?? | P16.SHIFT | LW[SP]   | BALC[16]  | P16.4X4    |
| 010?? | P16C      | LW[GP16] | *         | P16.LB     |
| 011?? | P16.A1    | LW[4X4]  | *         | P16.LH     |
| 100?? | P16.A2    | SW[16]   | BEQZC[16] | *          |
| 101?? | P16.ADDU  | SW[SP]   | BNEZC[16] | MOVEP      |
| 110?? | LI[16]    | SW[GP16] | P16.BR    | *          |
| 111?? | ANDI[16]  | SW[4X4]  | *         | MOVEP[REV] |

## B.4 P.ADDIU pool




- P.RI: rt==0
- ADDIU[32]: rt!=0

## B.5 P32A pool




|     |  |           |
|-----|--|-----------|
| 000 |  | _POOL32A0 |
| 001 |  | *(UDI)    |
| 010 |  | *(CP2)    |
| 011 |  | *(UDI)    |
| 100 |  | *         |
| 101 |  | *(DSP)    |
| 110 |  | *         |
| 111 |  | _POOL32A7 |

## B.6 P.BAL pool

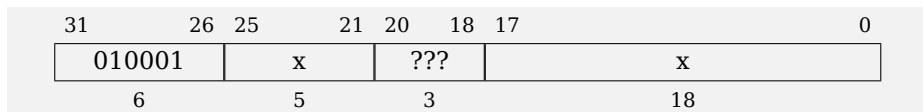


|        |          |
|--------|----------|
| 0      | 1        |
| BC[32] | BALC[32] |

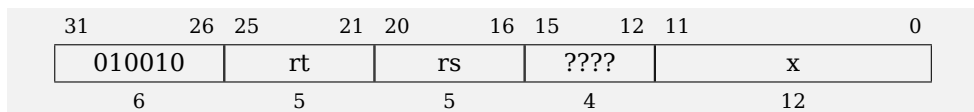


**B.7 P.GP.W pool**

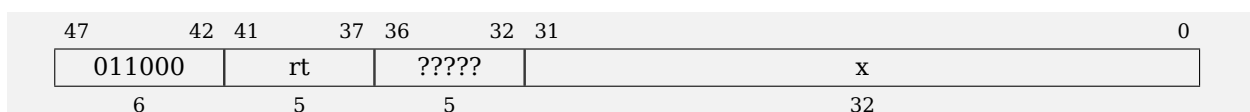
|             |           |        |        |
|-------------|-----------|--------|--------|
| 00          | 01        | 10     | 11     |
| ADDIU[GP.W] | *(MIPS64) | LW[GP] | SW[GP] |

**B.8 P.GP.BH pool**

|     |         |         |         |             |
|-----|---------|---------|---------|-------------|
|     | ?00     | ?01     | ?10     | ?11         |
| 0?? | LB[GP]  | SB[GP]  | LBU[GP] | ADDIU[GP.B] |
| 1?? | P.GP.LH | P.GP.SH | *(CP1)  | *(MIPS64)   |

**B.9 P.J pool**

|      |           |          |      |      |
|------|-----------|----------|------|------|
|      | ??00      | ??01     | ??10 | ??11 |
| 00?? | JALRC[32] | JALRC.HB | *    | *    |
| 01?? | *         | *        | *    | *    |
| 10?? | P.BALRSC  | *        | *    | *    |
| 11?? | *         | *        | *    | *    |

**B.10 P48I pool**

|       | ???00     | ???01     | ???10       | ???11       |
|-------|-----------|-----------|-------------|-------------|
| 000?? | LI[48]    | ADDIU[48] | ADDIU[GP48] | ADDIUPC[48] |
| 001?? | *         | *         | *           | *           |
| 010?? | *         | *         | *           | LWPC[48]    |
| 011?? | *         | *         | *           | SWPC[48]    |
| 100?? | *         | *(MIPS64) | *           | *           |
| 101?? | *(MIPS64) | *         | *           | *           |
| 110?? | *         | *         | *           | *(MIPS64)   |
| 111?? | *         | *         | *           | *(MIPS64)   |

## B.11 P.U12 pool

| 31     | 26 | 25 | 16 | 15   | 12 | 11 | 0 |
|--------|----|----|----|------|----|----|---|
| 100000 |    | x  |    | ???? |    | x  |   |
| 6      |    | 10 |    | 4    |    | 12 |   |

|      | ??00       | ??01      | ??10      | ??11      |
|------|------------|-----------|-----------|-----------|
| 00?? | ORI        | XORI      | ANDI[32]  | P.SR      |
| 01?? | SLTI       | SLTIU     | SEQI      | *         |
| 10?? | ADDIU[NEG] | *(MIPS64) | *(MIPS64) | *(MIPS64) |
| 11?? | P.SHIFT    | P.ROTX    | P.INS     | P.EXT     |

## B.12 P.LS.U12 pool

| 31     | 26 | 25 | 21 | 20 | 16 | 15   | 12 | 11 | 0 |
|--------|----|----|----|----|----|------|----|----|---|
| 100001 |    | x  |    | x  |    | ???? |    | x  |   |
| 6      |    | 5  |    | 5  |    | 4    |    | 12 |   |

|      | ??00      | ??01      | ??10     | ??11        |
|------|-----------|-----------|----------|-------------|
| 00?? | LB[U12]   | SB[U12]   | LBU[U12] | P.PREF[U12] |
| 01?? | LH[U12]   | SH[U12]   | LHU[U12] | *(MIPS64)   |
| 10?? | LW[U12]   | SW[U12]   | *(CP1)   | *(CP1)      |
| 11?? | *(MIPS64) | *(MIPS64) | *(CP1)   | *(CP1)      |

## B.13 P.BR1 pool

| 31     | 26 | 25 | 21 | 20 | 16 | 15 | 14 | 13 | 1 | 0 |
|--------|----|----|----|----|----|----|----|----|---|---|
| 100010 |    | rt |    | rs |    | ?? |    | x  |   | x |
| 6      |    | 5  |    | 5  |    | 2  |    | 13 |   | 1 |

| 00       | 01     | 10   | 11    |
|----------|--------|------|-------|
| BEQC[32] | P.BR3A | BGEC | BGEUC |

**B.14 P.LS.S9 pool**

|        |    |    |    |    |    |    |    |    |     |   |   |   |
|--------|----|----|----|----|----|----|----|----|-----|---|---|---|
| 31     | 26 | 25 | 21 | 20 | 16 | 15 | 12 | 11 | 10  | 8 | 7 | 0 |
| 101001 |    |    | x  |    | x  |    | x  | x  | ??? |   | x |   |
| 6      |    |    | 5  |    | 5  |    | 4  | 1  | 3   |   | 8 |   |

|     | ?00    | ?01      | ?10       | ?11       |
|-----|--------|----------|-----------|-----------|
| 0?? | PLS.S0 | PLS.S1   | PLS.E0    | *         |
| 1?? | PLS.WM | PLS.UAWM | *(MIPS64) | *(MIPS64) |

**B.15 P.BR2 pool**

|        |    |    |    |    |    |    |    |    |    |   |   |
|--------|----|----|----|----|----|----|----|----|----|---|---|
| 31     | 26 | 25 | 21 | 20 | 16 | 15 | 14 | 13 | 1  | 0 |   |
| 101010 |    |    | rt |    | rs |    | ?? |    | x  |   | x |
| 6      |    |    | 5  |    | 5  |    | 2  |    | 13 |   | 1 |

| 00       | 01 | 10   | 11    |
|----------|----|------|-------|
| BNEC[32] | *  | BLTC | BLTUC |

**B.16 P.BRI pool**

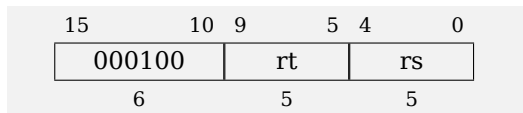
|        |    |    |    |    |     |    |    |    |    |  |
|--------|----|----|----|----|-----|----|----|----|----|--|
| 31     | 26 | 25 | 21 | 20 | 18  | 17 | 11 | 10 | 0  |  |
| 110010 |    |    | rt |    | ??? |    | x  |    | x  |  |
| 6      |    |    | 5  |    | 3   |    | 7  |    | 11 |  |

|     | ?00   | ?01    | ?10   | ?11    |
|-----|-------|--------|-------|--------|
| 0?? | BEQIC | BBEQZC | BGEIC | BGEIUC |
| 1?? | BNEIC | BBNEZC | BLTIC | BLTIUC |

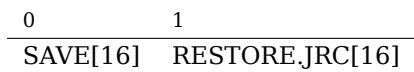
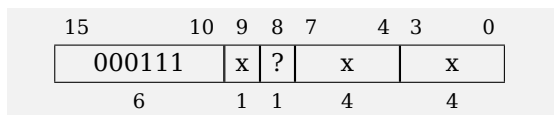
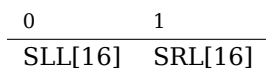
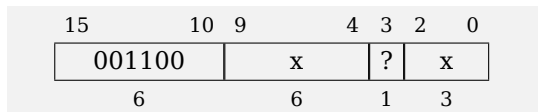
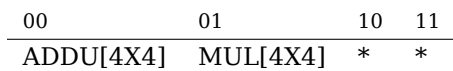
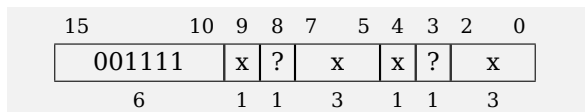
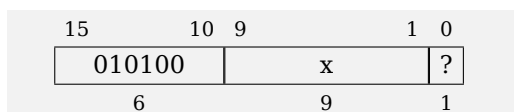
**B.17 P.LUI pool**

|        |    |    |    |    |    |   |     |
|--------|----|----|----|----|----|---|-----|
| 31     | 26 | 25 | 21 | 20 | 2  | 1 | 0   |
| 111000 |    |    | x  |    | x  |   | ? x |
| 6      |    |    | 5  |    | 19 |   | 1 1 |

| 0   | 1      |
|-----|--------|
| LUI | ALUIPC |

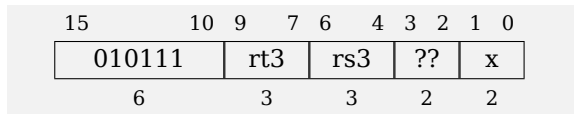
**B.18 P16.MV pool**

- P16.RI: rt==0
- MOVE: rt!=0

**B.19 P16.SR pool****B.20 P16.SHIFT pool****B.21 P16.4X4 pool****B.22 P16C pool**

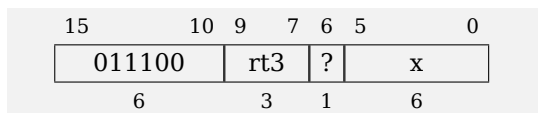
|           |          |
|-----------|----------|
| 0         | 1        |
| POOL16C_0 | LWXS[16] |

### B.23 P16.LB pool



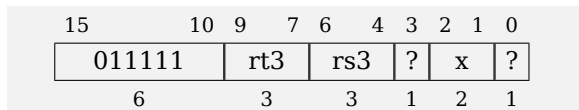
|        |        |         |    |
|--------|--------|---------|----|
| 00     | 01     | 10      | 11 |
| LB[16] | SB[16] | LBU[16] | *  |

### B.24 P16.A1 pool



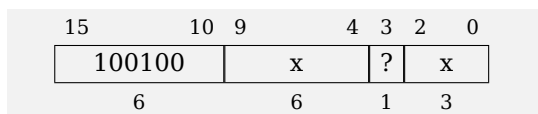
|   |              |
|---|--------------|
| 0 | 1            |
| * | ADDIU[R1.SP] |

### B.25 P16.LH pool

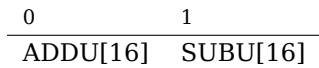
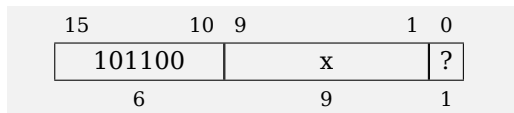
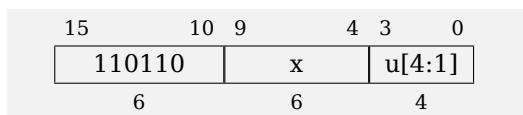


|        |        |         |    |
|--------|--------|---------|----|
| 00     | 01     | 10      | 11 |
| LH[16] | SH[16] | LHU[16] | *  |

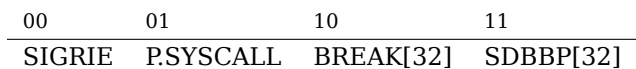
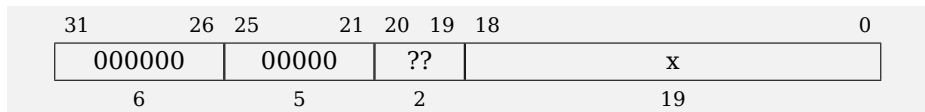
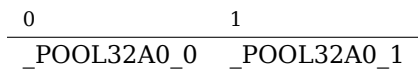
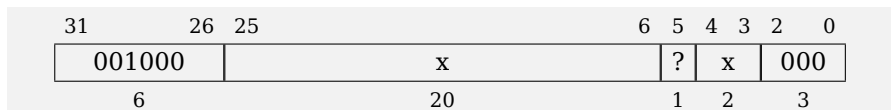
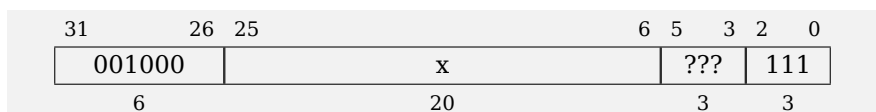
### B.26 P16.A2 pool



|           |              |
|-----------|--------------|
| 0         | 1            |
| ADDIU[R2] | P.ADDIU[RS5] |

**B.27 P16.ADDU pool****B.28 P16.BR pool**

- P16.JRC: u==0
- P16.BR1: u!=0

**B.29 P.RI pool****B.30 \_POOL32A0 pool****B.31 \_POOL32A7 pool**

|      |     |     |      |     |     |     |           |
|------|-----|-----|------|-----|-----|-----|-----------|
| 000  | 001 | 010 | 011  | 100 | 101 | 110 | 111       |
| PLSX | LSA | *   | EXTW | *   | *   | *   | POOL32Axf |

### B.32 P.GP.LH pool

|        |    |     |    |    |    |    |   |   |
|--------|----|-----|----|----|----|----|---|---|
| 31     | 26 | 25  | 21 | 20 | 18 | 17 | 1 | 0 |
| 010001 | x  | 100 | x  | ?  |    |    |   |   |
| 6      | 5  | 3   | 17 | 1  |    |    |   |   |

|        |         |
|--------|---------|
| 0      | 1       |
| LH[GP] | LHU[GP] |

### B.33 P.GP.SH pool

|        |    |     |    |    |    |    |   |   |
|--------|----|-----|----|----|----|----|---|---|
| 31     | 26 | 25  | 21 | 20 | 18 | 17 | 1 | 0 |
| 010001 | x  | 101 | x  | ?  |    |    |   |   |
| 6      | 5  | 3   | 17 | 1  |    |    |   |   |

|        |   |
|--------|---|
| 0      | 1 |
| SH[GP] | * |

### B.34 P.BALRSC pool

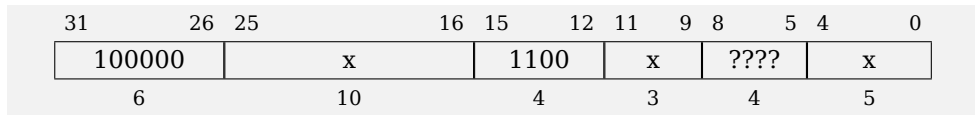
|        |    |    |      |    |    |    |    |    |   |
|--------|----|----|------|----|----|----|----|----|---|
| 31     | 26 | 25 | 21   | 20 | 16 | 15 | 12 | 11 | 0 |
| 010010 | rt | rs | 1000 | x  |    |    |    |    |   |
| 6      | 5  | 5  | 4    | 12 |    |    |    |    |   |

- BRSC:  $rt==0$
- BALRSC:  $rt!=0$

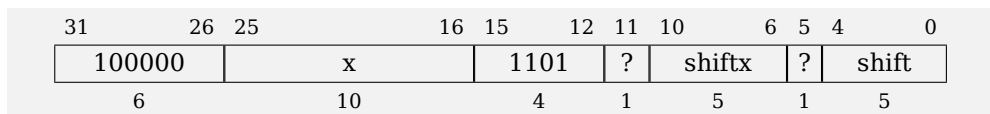
### B.35 P.SR pool

|        |    |    |    |      |    |    |    |    |    |   |
|--------|----|----|----|------|----|----|----|----|----|---|
| 31     | 26 | 25 | 21 | 20   | 19 | 16 | 15 | 12 | 11 | 0 |
| 100000 | x  | ?  | x  | 0011 | x  |    |    |    |    |   |
| 6      | 5  | 1  | 4  | 4    | 12 |    |    |    |    |   |

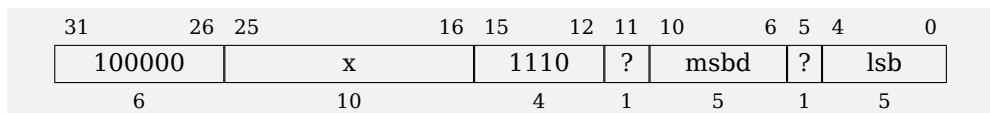
|       |        |
|-------|--------|
| 0     | 1      |
| PP.SR | *(CP1) |

**B.36 P.SHIFT pool**

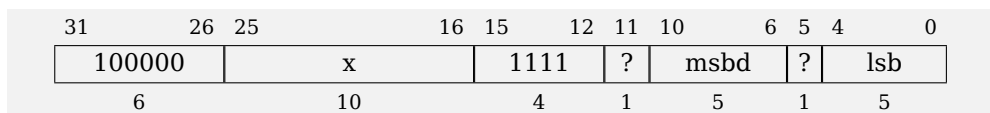
|      | ?000      | ?001      | ?010      | ?011      | ?100      | ?101      | ?110      | ?111      |
|------|-----------|-----------|-----------|-----------|-----------|-----------|-----------|-----------|
| 0??? | P.SLL     | *         | SRL[32]   | *         | SRA       | *         | ROTR      | *         |
| 1??? | *(MIPS64) | *(MIPS64) | *(MIPS64) | *(MIPS64) | *(MIPS64) | *(MIPS64) | *(MIPS64) | *(MIPS64) |

**B.37 P.ROTX pool**

|      | 00 | 01 | 10 | 11 |
|------|----|----|----|----|
| ROTX | *  | *  | *  | *  |

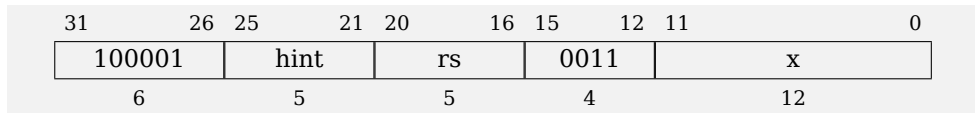
**B.38 P.INS pool**

|     | 00        | 01        | 10        | 11        |
|-----|-----------|-----------|-----------|-----------|
| INS | *(MIPS64) | *(MIPS64) | *(MIPS64) | *(MIPS64) |

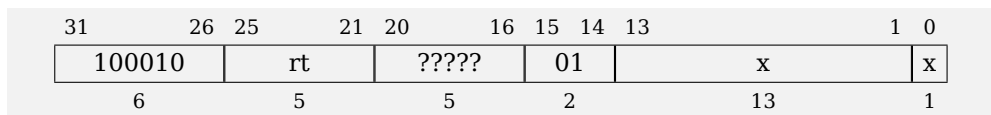
**B.39 P.EXT pool**

|     | 00        | 01        | 10        | 11        |
|-----|-----------|-----------|-----------|-----------|
| EXT | *(MIPS64) | *(MIPS64) | *(MIPS64) | *(MIPS64) |

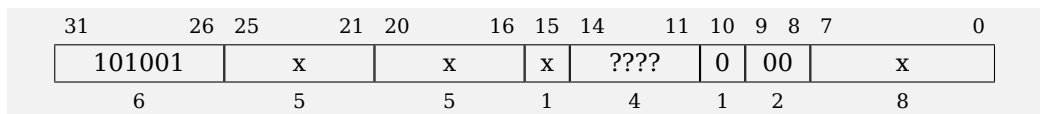


**B.40 P.PREF[U12] pool**

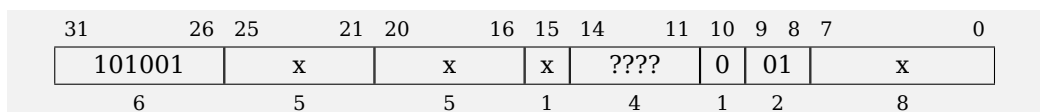
- SYNCI[U12]: hint==31
- PREF[U12]: hint!=31

**B.41 P.BR3A pool**

|       | ???00  | ???01  | ???10  | ???11  |
|-------|--------|--------|--------|--------|
| 000?? | *(CP1) | *(CP1) | *(CP2) | *(CP2) |
| 001?? | *(DSP) | *      | *      | *      |
| 010?? | *      | *      | *      | *      |
| 011?? | *      | *      | *      | *      |
| 100?? | *      | *      | *      | *      |
| 101?? | *      | *      | *      | *      |
| 110?? | *      | *      | *      | *      |
| 111?? | *      | *      | *      | *      |

**B.42 P.LS.S0 pool**

|      | ??00      | ??01      | ??10    | ??11       |
|------|-----------|-----------|---------|------------|
| 00?? | LB[S9]    | SB[S9]    | LBU[S9] | P.PREF[S9] |
| 01?? | LH[S9]    | SH[S9]    | LHU[S9] | *(MIPS64)  |
| 10?? | LW[S9]    | SW[S9]    | *(CP1)  | *(CP1)     |
| 11?? | *(MIPS64) | *(MIPS64) | *(CP1)  | *(CP1)     |

**B.43 P.LS.S1 pool**

|      | ??00   | ??01   | ??10      | ??11      |
|------|--------|--------|-----------|-----------|
| 00?? | *      | *      | *(MCU)    | *         |
| 01?? | UALH   | UASH   | *         | CACHE     |
| 10?? | *(CP2) | *(CP2) | PLL       | PSC       |
| 11?? | *(CP2) | *(CP2) | *(MIPS64) | *(MIPS64) |

#### B.44 P.LS.E0 pool

| 31     | 26 | 25 | 21 | 20 | 16 | 15 | 14   | 11 | 10 | 9 | 8 | 7 | 0 |
|--------|----|----|----|----|----|----|------|----|----|---|---|---|---|
| 101001 |    | x  |    | x  |    | x  | ???? | 0  | 10 |   |   |   | x |
| 6      |    | 5  |    | 5  |    | 1  | 4    | 1  | 2  |   |   |   | 8 |

|      | ??00 | ??01 | ??10 | ??11    |
|------|------|------|------|---------|
| 00?? | LBE  | SBE  | LBUE | P.PREFE |
| 01?? | LHE  | SHE  | LHUE | CACHEE  |
| 10?? | LWE  | SWE  | PLLE | P.SCE   |
| 11?? | *    | *    | *    | *       |

#### B.45 P.LS.WM pool

| 31     | 26 | 25 | 21 | 20 | 16 | 15 | 14 | 12 | 11 | 10 | 9 | 8 | 7 | 0 |
|--------|----|----|----|----|----|----|----|----|----|----|---|---|---|---|
| 101001 |    | x  |    | x  |    | x  | x  | ?  | 1  | 00 |   |   |   | x |
| 6      |    | 5  |    | 5  |    | 1  | 3  | 1  | 1  | 2  |   |   |   | 8 |

| 0   | 1   |
|-----|-----|
| LWM | SWM |

#### B.46 P.LS.UAWM pool

| 31     | 26 | 25 | 21 | 20 | 16 | 15 | 14 | 12 | 11 | 10 | 9 | 8 | 7 | 0 |
|--------|----|----|----|----|----|----|----|----|----|----|---|---|---|---|
| 101001 |    | x  |    | x  |    | x  | x  | ?  | 1  | 01 |   |   |   | x |
| 6      |    | 5  |    | 5  |    | 1  | 3  | 1  | 1  | 2  |   |   |   | 8 |

| 0     | 1     |
|-------|-------|
| UALWM | UASWM |

#### B.47 P16.RI pool

| 15     | 10 | 9     | 5  | 4 | 3 | 2 | 0 |
|--------|----|-------|----|---|---|---|---|
| 000100 |    | 00000 | ?? |   |   |   | x |
| 6      |    | 5     | 2  |   |   |   | 3 |

|    |             |           |           |
|----|-------------|-----------|-----------|
| 00 | 01          | 10        | 11        |
| *  | P16.SYSCALL | BREAK[16] | SDBBP[16] |

### B.48 POOL16C\_0 pool

|        |    |   |   |   |   |
|--------|----|---|---|---|---|
| 15     | 10 | 9 | 2 | 1 | 0 |
| 010100 |    | x | ? | 0 |   |
| 6      |    | 8 | 1 | 1 |   |

|            |   |
|------------|---|
| 0          | 1 |
| POOL16C_00 | * |

### B.49 P.ADDIU[RS5] pool

|        |    |    |   |   |   |   |   |
|--------|----|----|---|---|---|---|---|
| 15     | 10 | 9  | 5 | 4 | 3 | 2 | 0 |
| 100100 |    | rt | x | 1 | x |   |   |
| 6      |    | 5  | 1 | 1 | 3 |   |   |

- NOP[16]: rt==0
- ADDIU[RS5]: rt!=0

### B.50 P16.JRC pool

|        |    |    |   |      |   |   |
|--------|----|----|---|------|---|---|
| 15     | 10 | 9  | 5 | 4    | 3 | 0 |
| 110110 |    | rt | ? | 0000 |   |   |
| 6      |    | 5  | 1 | 4    |   |   |

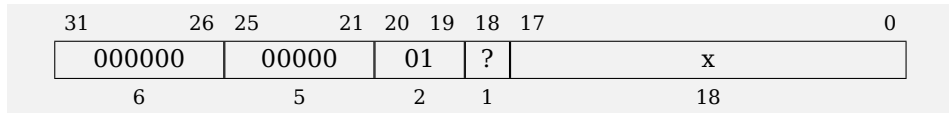
|     |           |
|-----|-----------|
| 0   | 1         |
| JRC | JALRC[16] |

### B.51 P16.BR1 pool


|        |    |     |     |        |   |   |   |
|--------|----|-----|-----|--------|---|---|---|
| 15     | 10 | 9   | 7   | 6      | 4 | 3 | 0 |
| 110110 |    | rt3 | rs3 | u[4:1] |   |   |   |
| 6      |    | 3   | 3   | 4      |   |   |   |

with u!=0


- BEQC[16]: rs3<rt3
- BNEC[16]: rs3>=rt3

**B.52 P.SYSCALL pool**

|             |       |
|-------------|-------|
| 0           | 1     |
| SYSCALL[32] | *(VZ) |

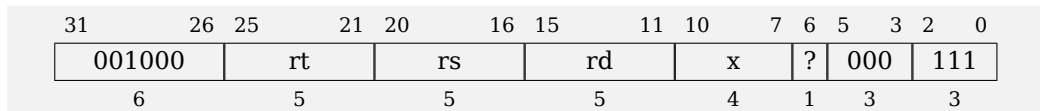
**B.53 \_POOL32A0\_0 pool**

|        | ????00 | ????01 | ????10   | ????11  |
|--------|--------|--------|----------|---------|
| 0000?? | P.TRAP | SEB    | SLIV     | MUL[32] |
| 0001?? | *      | SEH    | SRLV     | MUH     |
| 0010?? | *      | *      | SRAV     | MULU    |
| 0011?? | *      | *      | ROTRV    | MUHU    |
| 0100?? | *      | *      | ADD      | DIV     |
| 0101?? | *      | *      | ADDU[32] | MOD     |
| 0110?? | *      | *      | SUB      | DIVU    |
| 0111?? | RDHWR  | *      | SUBU[32] | MODU    |
| 1000?? | *      | *      | PCMOVE   | *       |
| 1001?? | *      | *      | AND[32]  | *       |
| 1010?? | *      | *      | OR[32]   | *       |
| 1011?? | *      | *      | NOR      | *       |
| 1100?? | *      | *      | XOR[32]  | *       |
| 1101?? | *      | *      | SLT      | *       |
| 1110?? | *      | *      | PSLTU    | *       |
| 1111?? | *      | *      | SOV      | *       |

**B.54 \_POOL32A0\_1 pool**


|        | ????00 | ????01 | ????10    | ????11 |
|--------|--------|--------|-----------|--------|
| 0000?? | *      | *      | MFC0      | MFHC0  |
| 0001?? | *      | *      | MTC0      | MTHC0  |
| 0010?? | *      | *      | *(VZ)     | *(VZ)  |
| 0011?? | *      | *      | *(VZ)     | *(VZ)  |
| 0100?? | *      | *      | *(MIPS64) | *      |
| 0101?? | *      | *      | *(MIPS64) | *      |
| 0110?? | *      | *      | *(VZ)     | *      |
| 0111?? | *      | *      | *(VZ)     | *      |
| 1000?? | *      | *(MT)  | *(MT)     | MFTR   |
| 1001?? | *      | *(MT)  | *(MT)     | MTTR   |
| 1010?? | *      | *      | *(MT)     | *      |
| 1011?? | *      | *      | *         | *      |
| 1100?? | *      | *      | *         | *      |
| 1101?? | *      | *      | *         | *      |
| 1110?? | *      | *      | *         | *      |
| 1111?? | *      | CRC32  | *         | *      |

## B.55 P.LSX pool



|        |         |
|--------|---------|
| 0      | 1       |
| P.PLSX | P.PLSXS |

## B.56 POOL32Axf pool



|     |             |
|-----|-------------|
| 000 | *           |
| 001 | *(DSP)      |
| 010 | *(DSP)      |
| 011 | *           |
| 100 | POOL32Axf_4 |
| 101 | POOL32Axf_5 |
| 110 | *           |
| 111 | *(DSP)      |

**B.57 PPSR pool**

|        |    |    |    |    |    |      |    |    |    |  |   |    |   |
|--------|----|----|----|----|----|------|----|----|----|--|---|----|---|
| 31     | 26 | 25 | 21 | 20 | 19 | 16   | 15 | 12 | 11 |  | 2 | 1  | 0 |
| 100000 |    | x  | 0  |    | x  | 0011 |    |    | x  |  |   | ?? |   |
| 6      |    | 5  | 1  |    | 4  | 4    |    |    | 10 |  |   | 2  |   |

|          |    |             |                 |
|----------|----|-------------|-----------------|
| 00       | 01 | 10          | 11              |
| SAVE[32] | *  | RESTORE[32] | RESTORE.JRC[32] |

**B.58 P.SLL pool**

|        |    |    |    |    |    |      |    |    |   |      |   |       |   |
|--------|----|----|----|----|----|------|----|----|---|------|---|-------|---|
| 31     | 26 | 25 | 21 | 20 | 16 | 15   | 12 | 11 | 9 | 8    | 5 | 4     | 0 |
| 100000 |    | rt |    | rs |    | 1100 |    | x  |   | 0000 |   | shift |   |
| 6      |    | 5  |    | 5  |    | 4    |    | 3  |   | 4    |   | 5     |   |

- NOP[32]: rt==0 && shift==0
- EHB: rt==0 && shift==3
- PAUSE: rt==0 && shift==5
- SYNC: rt==0 && shift==6
- SLL[32]: exclusions

**B.59 P.PREF[S9] pool**

|        |    |      |    |    |    |    |      |    |    |    |   |   |   |
|--------|----|------|----|----|----|----|------|----|----|----|---|---|---|
| 31     | 26 | 25   | 21 | 20 | 16 | 15 | 14   | 11 | 10 | 9  | 8 | 7 | 0 |
| 101001 |    | hint |    | rs |    | x  | 0011 |    | 0  | 00 |   | s |   |
| 6      |    | 5    |    | 5  |    | 1  | 4    |    | 1  | 2  |   | 8 |   |

- SYNCI[S9]: hint==31
- PREF[S9]: hint!=31

**B.60 P.LL pool**

|        |    |    |    |    |    |    |      |    |    |    |   |   |   |    |   |
|--------|----|----|----|----|----|----|------|----|----|----|---|---|---|----|---|
| 31     | 26 | 25 | 21 | 20 | 16 | 15 | 14   | 11 | 10 | 9  | 8 | 7 | 2 | 1  | 0 |
| 101001 |    | x  |    | x  |    | x  | 1010 |    | 0  | 01 |   | x |   | ?? |   |
| 6      |    | 5  |    | 5  |    | 1  | 4    |    | 1  | 2  |   | 6 |   | 2  |   |

|    |      |    |    |
|----|------|----|----|
| 00 | 01   | 10 | 11 |
| LL | LLWP | *  | *  |

**B.61 P.SC pool**

|        |    |    |    |      |    |    |    |    |    |   |   |   |   |   |   |
|--------|----|----|----|------|----|----|----|----|----|---|---|---|---|---|---|
| 31     | 26 | 25 | 21 | 20   | 16 | 15 | 14 | 11 | 10 | 9 | 8 | 7 | 2 | 1 | 0 |
| 101001 | x  | x  | x  | 1011 | 0  | 01 | x  | ?? |    |   |   |   |   |   |   |
| 6      | 5  | 5  | 1  | 4    | 1  | 2  | 6  | 2  |    |   |   |   |   |   |   |

|    |      |    |    |
|----|------|----|----|
| 00 | 01   | 10 | 11 |
| SC | SCWP | *  | *  |

**B.62 P.PREFE pool**

|        |      |    |    |      |    |    |    |    |    |   |   |   |   |
|--------|------|----|----|------|----|----|----|----|----|---|---|---|---|
| 31     | 26   | 25 | 21 | 20   | 16 | 15 | 14 | 11 | 10 | 9 | 8 | 7 | 0 |
| 101001 | hint | rs | x  | 0011 | 0  | 10 | s  |    |    |   |   |   |   |
| 6      | 5    | 5  | 1  | 4    | 1  | 2  | 8  |    |    |   |   |   |   |

- SYNCIE: hint==31
- PREFE: hint!=31

**B.63 P.LLE pool**

|        |    |    |    |      |    |    |    |    |    |   |   |   |   |   |   |
|--------|----|----|----|------|----|----|----|----|----|---|---|---|---|---|---|
| 31     | 26 | 25 | 21 | 20   | 16 | 15 | 14 | 11 | 10 | 9 | 8 | 7 | 2 | 1 | 0 |
| 101001 | x  | x  | x  | 1010 | 0  | 10 | x  | ?? |    |   |   |   |   |   |   |
| 6      | 5  | 5  | 1  | 4    | 1  | 2  | 6  | 2  |    |   |   |   |   |   |   |

|     |       |    |    |
|-----|-------|----|----|
| 00  | 01    | 10 | 11 |
| LLE | LLWPE | *  | *  |

**B.64 P.SCE pool**

|        |    |    |    |      |    |    |    |    |    |   |   |   |   |   |   |
|--------|----|----|----|------|----|----|----|----|----|---|---|---|---|---|---|
| 31     | 26 | 25 | 21 | 20   | 16 | 15 | 14 | 11 | 10 | 9 | 8 | 7 | 2 | 1 | 0 |
| 101001 | x  | x  | x  | 1011 | 0  | 10 | x  | ?? |    |   |   |   |   |   |   |
| 6      | 5  | 5  | 1  | 4    | 1  | 2  | 6  | 2  |    |   |   |   |   |   |   |

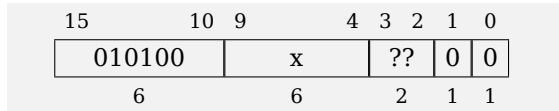
|     |       |    |    |
|-----|-------|----|----|
| 00  | 01    | 10 | 11 |
| SCE | SCWPE | *  | *  |

**B.65 P16.SYSCALL pool**

|        |       |    |   |   |   |   |   |   |
|--------|-------|----|---|---|---|---|---|---|
| 15     | 10    | 9  | 5 | 4 | 3 | 2 | 1 | 0 |
| 000100 | 00000 | 01 | ? | x |   |   |   |   |
| 6      | 5     | 2  | 1 | 2 |   |   |   |   |

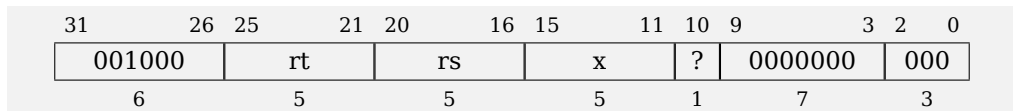
|             |       |
|-------------|-------|
| 0           | 1     |
| SYSCALL[16] | *(VZ) |

## B.66 POOL16C\_00 pool




|         |         |         |        |
|---------|---------|---------|--------|
| 00      | 01      | 10      | 11     |
| NOT[16] | XOR[16] | AND[16] | OR[16] |

## B.67 P.TRAP pool



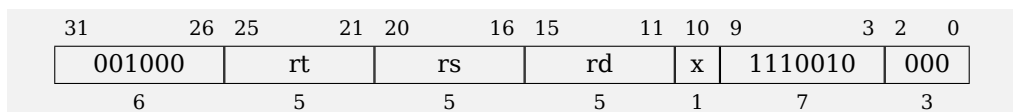
|     |     |
|-----|-----|
| 0   | 1   |
| TEQ | TNE |

## B.68 P.CMOVE pool



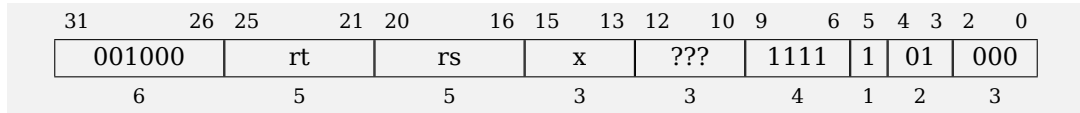
|      |      |
|------|------|
| 0    | 1    |
| MOVZ | MOVN |

## B.69 P.SLTU pool

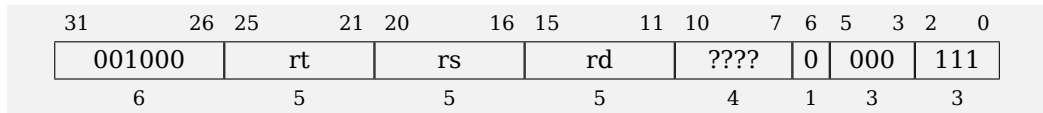


- P.DVP: rd==0
- SLTU: rd!=0

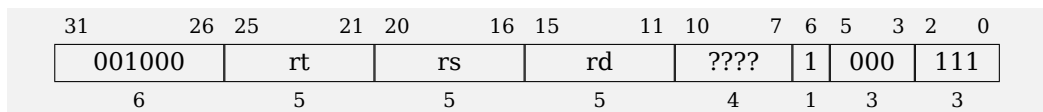


**B.70 CRC32 pool**

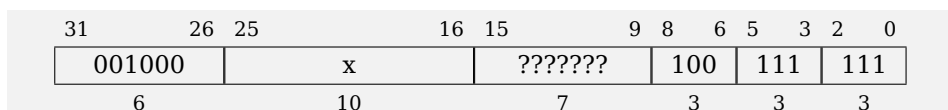
|        |        |        |           |         |         |         |           |
|--------|--------|--------|-----------|---------|---------|---------|-----------|
| 000    | 001    | 010    | 011       | 100     | 101     | 110     | 111       |
| CRC32B | CRC32H | CRC32W | *(MIPS64) | CRC32CB | CRC32CH | CRC32CW | *(MIPS64) |

**B.71 PP.LSX pool**

|      | ??00      | ??01      | ??10   | ??11      |
|------|-----------|-----------|--------|-----------|
| 00?? | LBX       | SBX       | LBUX   | *         |
| 01?? | LHX       | SHX       | LHUX   | *(MIPS64) |
| 10?? | LWX       | SWX       | *(CP1) | *(CP1)    |
| 11?? | *(MIPS64) | *(MIPS64) | *(CP1) | *(CP1)    |

**B.72 PP.LSXS pool**

|      | ??00      | ??01      | ??10   | ??11      |
|------|-----------|-----------|--------|-----------|
| 00?? | *         | *         | *      | *         |
| 01?? | LHXS      | SHXS      | LHUXS  | *(MIPS64) |
| 10?? | LWXS[32]  | SWXS      | *(CP1) | *(CP1)    |
| 11?? | *(MIPS64) | *(MIPS64) | *(CP1) | *(CP1)    |

**B.73 POOL32Axf\_4 pool**

|         | ????000 | ????001 | ????010 | ????011 | ????100 | ????101 | ????110 | ????111 |
|---------|---------|---------|---------|---------|---------|---------|---------|---------|
| 0000??? | *(DSP)  | *(DSP)  | *       | *       | *       | *       | *       | *       |
| 0001??? | *(DSP)  | *(DSP)  | *       | *       | *       | *       | *       | *       |
| 0010??? | *(DSP)  | *       | *       | *       | *       | *       | *       | *       |
| 0011??? | *(DSP)  | *       | *       | *       | *       | *       | *       | *       |
| 0100??? | *(DSP)  | *       | *       | *       | *       | CLO     | *(CP2)  | *       |
| 0101??? | *(DSP)  | *       | *       | *       | *       | CLZ     | *(CP2)  | *       |
| 0110??? | *(DSP)  | *       | *       | *       | *       | *       | *(CP2)  | *       |
| 0111??? | *(DSP)  | *(DSP)  | *       | *       | *       | *       | *(CP2)  | *       |
| 1000??? | *       | *       | *       | *       | *       | *       | *(CP2)  | *       |
| 1001??? | *(DSP)  | *(DSP)  | *       | *       | *       | *       | *(CP2)  | *       |
| 1010??? | *       | *       | *       | *       | *       | *       | *       | *       |
| 1011??? | *(DSP)  | *(DSP)  | *       | *       | *       | *       | *       | *       |
| 1100??? | *       | *       | *       | *       | *       | *       | *(CP2)  | *       |
| 1101??? | *(DSP)  | *(DSP)  | *       | *       | *       | *       | *(CP2)  | *       |
| 1110??? | *       | *       | *       | *       | *       | *       | *       | *       |
| 1111??? | *(DSP)  | *       | *       | *       | *       | *       | *       | *       |

## B.74 POOL32Axf\_5 pool

| 31     | 26 | 25 | 16 | 15 | 14 | 13  | 9   | 8   | 6 | 5 | 3 | 2 | 0 |
|--------|----|----|----|----|----|-----|-----|-----|---|---|---|---|---|
| 001000 | x  |    |    | ?? | x  | 101 | 111 | 111 |   |   |   |   |   |
| 6      | 10 |    |    | 2  | 5  | 3   | 3   | 3   |   |   |   |   |   |

|    |                    |
|----|--------------------|
| 00 | POOL32Axf_5_group0 |
| 01 | POOL32Axf_5_group1 |
| 10 | *                  |
| 11 | POOL32Axf_5_group3 |

## B.75 P.DVP pool

| 31     | 26 | 25 | 21    | 20 | 16      | 15  | 11 | 10 | 9 | 3 | 2 | 0 |
|--------|----|----|-------|----|---------|-----|----|----|---|---|---|---|
| 001000 | rt | rs | 00000 | ?  | 1110010 | 000 |    |    |   |   |   |   |
| 6      | 5  | 5  | 5     | 1  | 7       | 3   |    |    |   |   |   |   |

|     |     |
|-----|-----|
| 0   | 1   |
| DVP | EVP |

## B.76 POOL32Axf\_5\_group0 pool

| 31     | 26 | 25 | 16 | 15 | 14    | 13  | 9   | 8   | 6 | 5 | 3 | 2 | 0 |
|--------|----|----|----|----|-------|-----|-----|-----|---|---|---|---|---|
| 001000 | x  |    |    | 00 | ????? | 101 | 111 | 111 |   |   |   |   |   |
| 6      | 10 |    |    | 2  | 5     | 3   | 3   | 3   |   |   |   |   |   |

|       | ??000 | ??001 | ??010 | ??011   | ??100 | ??101 | ??110 | ??111 |
|-------|-------|-------|-------|---------|-------|-------|-------|-------|
| 00??? | *(VZ) | TLBP  | *(VZ) | TLBINV  | *     | *     | *(VZ) | GINVT |
| 01??? | *(VZ) | TLBR  | *(VZ) | TLBINVF | *     | *     | *     | GINVI |
| 10??? | *(VZ) | TLBWI | *     | *       | *     | *     | *     | *     |
| 11??? | *(VZ) | TLBWR | *     | *       | *     | *     | *     | *     |

### B.77 POOL32Axf\_5\_group1 pool

| 31     | 26 | 25 | 16 | 15 | 14    | 13 | 9   | 8   | 6   | 5 | 3 | 2 | 0 |
|--------|----|----|----|----|-------|----|-----|-----|-----|---|---|---|---|
| 001000 | x  |    |    | 01 | ????? |    | 101 | 111 | 111 |   |   |   |   |
| 6      | 10 |    |    | 2  | 5     |    | 3   | 3   | 3   |   |   |   |   |

|       | ??000 | ??001 | ??010 | ??011 | ??100 | ??101 | ??110 | ??111 |
|-------|-------|-------|-------|-------|-------|-------|-------|-------|
| 00??? | *     | *     | *     | DI    | *     | *     | *     | *     |
| 01??? | *     | *     | *     | EI    | *     | *     | *     | *     |
| 10??? | *     | *     | *     | *     | *     | *     | *     | *     |
| 11??? | *     | *     | *     | *     | *     | *     | *     | *     |

### B.78 POOL32Axf\_5\_group3 pool

| 31     | 26 | 25 | 16 | 15 | 14    | 13 | 9   | 8   | 6   | 5 | 3 | 2 | 0 |
|--------|----|----|----|----|-------|----|-----|-----|-----|---|---|---|---|
| 001000 | x  |    |    | 11 | ????? |    | 101 | 111 | 111 |   |   |   |   |
| 6      | 10 |    |    | 2  | 5     |    | 3   | 3   | 3   |   |   |   |   |

|       | ??000  | ??001  | ??010 | ??011 | ??100 | ??101 | ??110 | ??111 |
|-------|--------|--------|-------|-------|-------|-------|-------|-------|
| 00??? | *      | WAIT   | *     | *     | *     | *     | *     | *     |
| 01??? | *      | *(MCU) | *     | *     | *     | *     | *     | *     |
| 10??? | RDPGPR | DERET  | *     | *     | *     | *     | *     | *     |
| 11??? | WRPGPR | ERETx  | *     | *     | *     | *     | *     | *     |

### B.79 ERETx pool

| 31     | 26 | 25 | 17 | 16 | 15 | 14    | 13 | 9   | 8   | 6   | 5 | 3 | 2 | 0 |
|--------|----|----|----|----|----|-------|----|-----|-----|-----|---|---|---|---|
| 001000 | x  |    |    | ?  | 11 | 11001 |    | 101 | 111 | 111 |   |   |   |   |
| 6      | 9  |    |    | 1  | 2  | 5     |    | 3   | 3   | 3   |   |   |   |   |

| 0    | 1      |
|------|--------|
| ERET | ERETNC |

# Appendix C

## Change Log

- 6/27/17: Revision 0.9.7. "Alpha" release.
- 7/28/17: Revision 0.9.8.
  - Added consistently named aliases for ROTX:
    - \* BITREVB (equivalent to legacy BITSWAP)
    - \* BITREVBH (renamed from BITSWAP.H)
    - \* BITREVBW (renamed from BITREV to avoid conflict with DSP instruction)
    - \* BYTEREVH (equivalent to legacy WSBH)
    - \* BYTEREVW (renamed from BYTEREV).
  - Added GINVI, GINVT instructions.
- 8/22/17: Revision 0.9.9.
  - Added CRC instructions: CRC32B, CRC32H, CRC32W, CRC32CB, CRC32CH, CRC32CW.
  - Added EVA instructions: CACHEE, LBE, LBUE, LHE, LHUE, LLE, LLWPE, LWE, PREFE, SBE, SCE, SCWPE, SHE, SWE.
  - Expanded "Purpose" sections to contain an expansion into words of the instruction mnemonic (in italics), plus as full an explanation of the operation of the instruction as is possible in one or two sentences.
  - Updated wording of "Availability" sections to be more easily readable by humans.
  - Added more top level explanation in SAVE/RESTORE instructions description.
  - Aesthetic changes to SAVE, RESTORE, LWM, SWM, UALWM, UASWM pseudocode.
  - Reordered all instructions alphabetically.
- 11/22/17: Revision 0.9.10
  - Various minor consistency and bug fixes in the pseudocode and assembly formats, and clarifications in the instruction descriptions. No functional changes.
  - Explicit pseudocode added in several places which were previously marked as "Operation equivalent to MIPS Release 6".
  - Added sections explaining the use of '@' (concatenation) and '[' (slicing) operators in the pseudocode.

- 1/30/18: Revision 00.20
  - Added "Exceptions" section listing possible exception types for all instructions.
  - Added statement that LLWP and LLWPE are unpredictable if \$rt and \$ru are the same register.
  - Document revision number format changed to be consistent with company conventions.
  
- 3/21/18: Revision 00.21
  - Added full pseudocode and description for all instructions where the reader was previously referred to the base R6 specification. Updated definitions include TLB instructions, CACHE, CACHEE, CRC instructions, EHB, ERET, ERETNC, GINVI, GIVNT, JALRC.HB, LL, LLE, LLWP, LLWPE, MFC0, MFHC0, MTC0, MTHC0, PREF, PREFE, SC, SCE, SCWP, SCWPE, SYNC, SYNCI, SYNCIE.
  - Added full pseudocode for common functions where the reader was previously referred to the base R6 specification. Updated functions include those related to address translation, exceptions, segmentation control and EVA instructions.
  - Updated RDHWR 'sel' field to be 5 bits wide (not 3).
  - Marked MTHC0/MFHC0 as required (except in NMS where they are optional).
  - Marked LLWP/SCWP as required (except in NMS where they are optional).
  - Fixed error in synci\_step() function.
  - Various formatting changes:
    - \* Added "Instruction Summary" chapter, and changed the chapter order so that the instruction definitions appear first and the supporting sections appear later (in some cases in the appendix).
    - \* Instruction definitions now always start on a new page.
    - \* Instruction definition sections are no longer numbered.
    - \* Individual instruction formats now appear in the table of contents.
    - \* Opcode diagrams appear on a pale gray background for contrast.
  
- 3/29/18: Revision 01.00
  - Added LWPC assembly alias.
  - Changed name of grouped instruction sections from e.g. "CACHE[E]" to "CACHE/CACHEE" etc. to avoid confusion with "[]" qualifiers in format names.
  
- 4/27/18: Revision 01.01
  - Updated security class from "Strictly Confidential" to "Public".