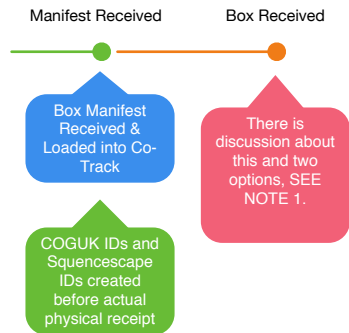


Sanger Cotrack

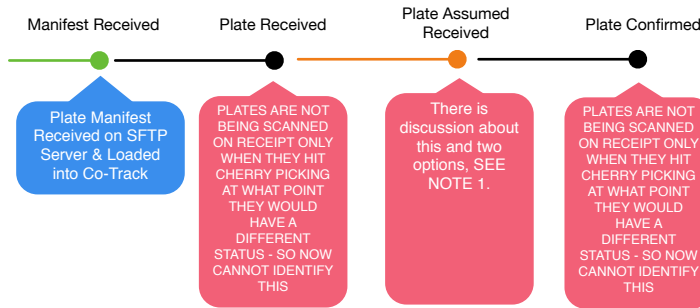
Lighthouse Lab Sample Status

VERSION 0-3 DRAFT

Lighthouse Lab Box Status



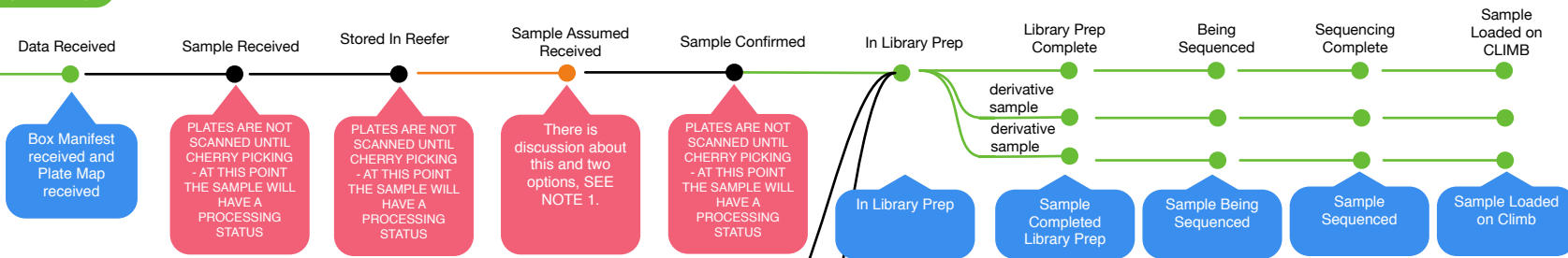
Lighthouse Lab Plate Status



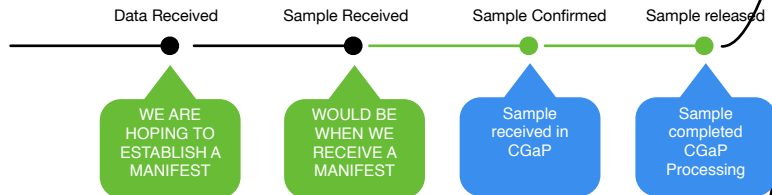
NHS Lab Plate Status (Direct to DNAP)



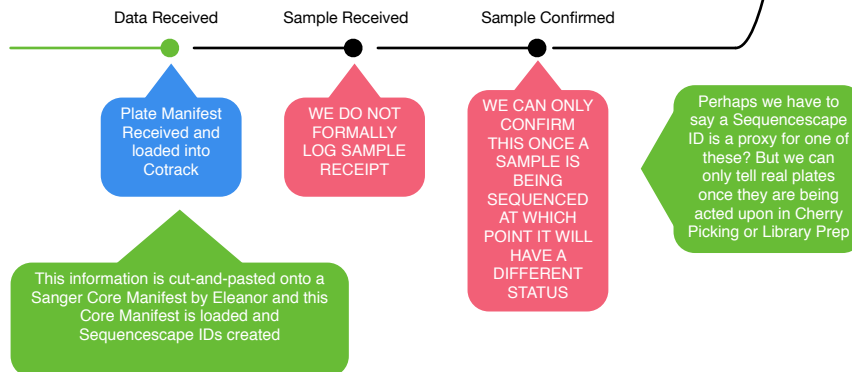
Lighthouse Sample Status



NHS Lab Sample Status (CL3)



NHS Lab Sample Status (Plates Direct to DNAP)



Key

- Problems with obtaining this status
- Status we are aiming to get
- For Information
- Confirmed Status Points for Sprint 1 & 2
- Possible Status Points

NOTE 1: Discussion continues on this. Possible options are (a) to stop the upload of the box manifest into Labwhere and upload it only to the sentinel tool (to allow the generation of the cherry picking lists). When the box is actually received it will be scanned into Labwhere (and this can be used to confirm the box reception on site). Please note these are first discussions only and the final solution may be different. or (b) we could also mark a box as received as soon as we see one of the plates referred to in the manifest hitting Cherry Picking. We would not want to mark all of the plates in the box as received but we could mark them as something like "plate assumed received" we can also certainly indicate we have received the box. We could also do this for samples. We could then develop some exception reporting/view for samples where the box has been marked as received but the sample has not been processed or is still "plate assumed received". This would trigger us to investigate.

NOTE 2: Cherry Picking is seen as a stage 2 more detailed status point to gather and not in Sprint 1 or 2.