

HR ANALYTICS DASHBOARD

Select all

Associates Degree

Bachelor's Degree

Doctoral Degree

High School

Master's Degree

Total Employees

1470

Attrition

237

Attrition Rate

16.12%

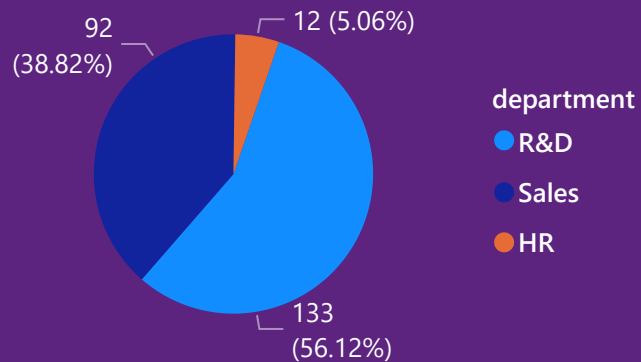
Active Employees

1233

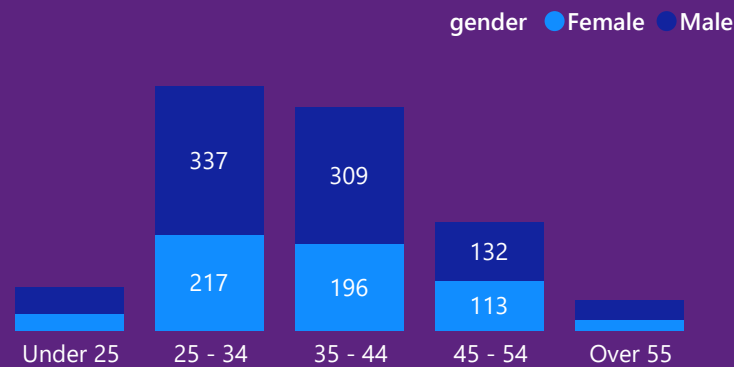
Average Age

36.92

Department wise Attrition



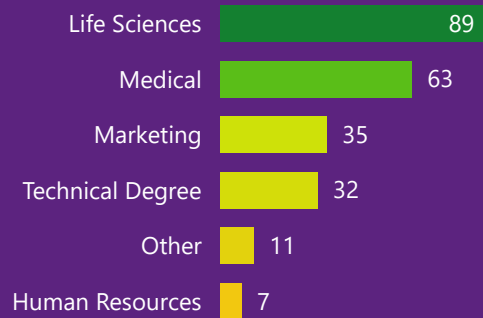
No. of Employees by Age Group



Job Satisfaction Rating

job_role	1	2	3	4	Total
Sales Representative	12	21	27	23	83
Sales Executive	69	54	91	112	326
Research Scientist	54	53	90	95	292
Research Director	15	16	27	22	80
Manufacturing Director	26	32	49	38	145
Manager	21	21	27	33	102
Laboratory Technician	56	48	75	80	259
Human Resources	10	16	13	13	52

Education Field wise Attrition



Attrition Rate by Gender for different Age Groups

