



Test report issued under the responsibility of:
EMITECH MONTPELLIER laboratory
MRA US-EU Designation Number: FR0006
Canadian CAB Identifier: FR0003

RADIO TEST REPORT

FCC 47 CFR PART 15.247
(Partial tests)

Company: **UNABIZ**
Address.....: 425 RUE JEAN ROSTAND
BAT E - VOLUTION
31670 LABEGE
FRANCE

Test item description: **IoT object**
Trade Mark: **unabiz**
Manufacturer: UNABIZ
Model/Type reference.....: LCD
Ratings.....: 2Vdc to 3.6Vdc

Testing Laboratory: **EMITECH MONTPELLIER laboratory**
Address.....: 145 rue de Massacan
34740 VENDARGUES
FRANCE

Report Reference No.....: **RR-EVE-23E250-2A**
Test procedure: FCC IC Verification
Diffusion.....: Mrs BARREIRO MOURIZ Susana
Applicant's name: UNABIZ
Date of issue.....: September 27, 2023
Total number of pages.....: 73
Revision.....: 0
Compiled by.....: Alexis TOUZET
Approved by (+ signature).....: David MONTAULON (Technical Manager)

*Duplication of this test report is only permitted for an integral photographic facsimile. It includes the number of pages referenced here above.
This document is the result of testing a specimen or a sample of the product submitted. It does not imply an assessment of the conformity of
the whole manufactured products of the tested sample.*

REPORT INDEX:

1. GENERAL INFORMATIONS	3
2. REFERENCE DOCUMENT(S).....	4
3. EQUIPMENT TECHNICAL DESCRIPTION	5
3.1. TEST CONDITIONS	5
3.2. E.U.T. MARKING PLATE	5
3.3. E.U.T. MODIFICATION(S).....	5
3.4. E.U.T. GENERAL VIEW	6
3.5. E.U.T. ELECTRONIC BOARD	7
3.6. E.U.T. MECHANICAL AND ELECTRICAL DESIGN.....	8
3.7. E.U.T. INPUT/OUTPUT PORTS.....	8
3.8. EUT RADIO SPECIFICATIONS.....	9
4. OPINION(S) AND INTERPRETATION(S).....	10
5. RESULT SUMMARY	10
6. MEASUREMENT UNCERTAINTY	12
7. TEST CONDITIONS AND RESULTS	13
7.1. MAXIMUM EFFECTIVE ISOTROPIC RADIATED POWER.....	13
7.2. BAND-EDGE COMPLIANCE	23
7.3. TRANSMITTER RADIATED SPURIOUS EMISSIONS AT FREQUENCIES <30MHZ	33
7.4. TRANSMITTER RADIATED SPURIOUS EMISSIONS AT FREQUENCIES >30MHZ.....	55

REVISION HISTORY:

Revision	Date	Modified pages	Modifications
0	September 27, 2023	/	Creation

2. REFERENCE DOCUMENT(S)

NORMATIVE REFERENCES:

The following referenced documents are necessary for the application of the present test report.

FCC 47 CFR PART 15: 2017

Code of federal regulations – Title 47 telecommunication
Part 15- Radio frequency devices

FCC part 15.247

Operation within the bands 902–928 MHz, 2400–2483.5 MHz, and 5725–5850MHz. (frequency hopping and digitally modulated)

ANSI C 63.10: 2013

American National Standard of Procedures for Compliance Testing of Unlicensed Wireless Devices

ANSI C 63.4: 2014

American National Standard for Methods of measurement of Radio-Noise from low-voltage Electrical and Electronic Equipment in the Range of 9 kHz to 40 GHz

Although the product standard uses obsolete technical standards, the latest versions of standards achievable by the laboratory will be used for testing.

INFORMATIVE REFERENCES:

The following referenced documents are not necessary for the application of the present test report but they assist the user with regard to a particular subject area.

3.4. E.U.T. General view



3.5. E.U.T. Electronic board



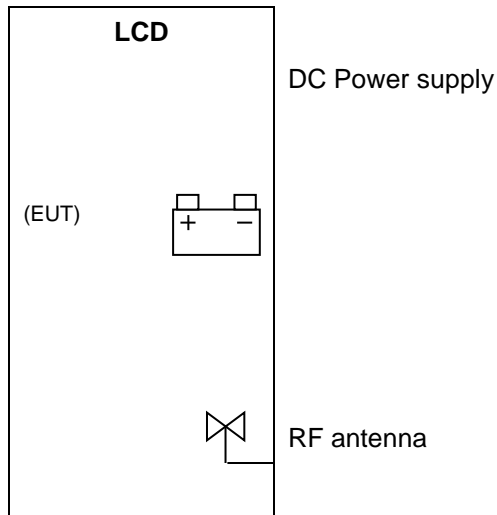
3.6. E.U.T. Mechanical and Electrical Design

Power supply..... : 3Vdc
 Power supply range..... : 2Vdc to 3.6Vdc
 Power type..... : Battery powered
 Power (W)..... : 0.13
 Nominal current (A). : 0.042
 Dimensions (L x W x H) (m). : 0.08 x 0.04 x 0.002
 Weight (kg). : 0.01
 Temperature range (°C). : -20 to +60
 Ground bounding strap..... : No

Comments:

N/A

3.7. E.U.T. Input/Output ports



PORT	NAME	TYPE	LENGTH	CABLE TYPE	COMMENTS
0	Main frame	N/E	N/A	PCB	-
1	DC Power supply	DC	-	N/A	CR2032 3.0Vdc
2	RF antenna	RF	N/A	N/A	Sigfox

AC/DC : AC/DC Converter port
 I/O.....: Input or Output port
 N/E: Non Electrical port

AC.....: Alternative current port
 TP: Telecommunication port

DC.....: Direct current port
 RF.....: Radio frequency port

3.8. EUT Radio Specifications

a) GENERAL INFORMATIONS	
According to manufacturer's declarations :	
EUT type.....	: <i>Transmitter</i>
Technology	: <i>Sigfox</i>
Environmental profile	: <i>Data transmission</i>
Temperature range.....	: <i>Category I (General) (-20°C to +60°C)</i>
Antenna type	: <i>External</i>
Antenna Gain.....	: <i>0dBi</i>
Comments:	
N/A	
b) TRANSMITTER PARAMETERS (Tx)	
Frequency bands.....	: <i>902MHz to 928MHz</i>
RF Power.....	: <i>+14dBm</i>
Number of channels / Separation.....	: <i>Not communicated</i>
Modulation type	: <i>SIGFOX</i>
Duty cycle	: <i>Not communicated</i>
Tested frequency.....	: <i>902.1375MHz</i> <i>920.1375MHz</i>
c) RECEIVER PARAMETERS (Rx)	
Frequency bands.....	: <i>N/A</i>
Category/Class	: <i>N/A</i>
Bandwidth.....	: <i>N/A</i>

4. OPINION(S) AND INTERPRETATION(S)

TEST(S) PERFORMED	DEVIATION(S) TO TEST METHOD(S)
FCC part 15.247	N/A
ANSI C63.4: 2014	N/A
ANSI C63.10: 2013	N/A

Comments: N/A

5. RESULT SUMMARY

TEST DESIGNATION	SEVERITY	VERDICT	BASIC STANDARDS / COMMENTS
Maximum effective isotropic radiated power - RF output power / All channels / RC2 / Not shielded / Position 1 - RF output power / All channels / RC2 / Not shielded / Position 2 - RF output power / All channels / RC2 / Not shielded / Position 3 - RF output power / All channels / RC4 / Not shielded / Position 1 - RF output power / All channels / RC4 / Not shielded / Position 2 - RF output power / All channels / RC4 / Not shielded / Position 3	30dBm	PASS	FCC part 15.247
Band-edge compliance - Band-edge / 902 MHz to 928 MHz / RC4 / Not shielded / Position 1 - Band-edge / 902 MHz to 928 MHz / RC4 / Not shielded / Position 2 - Band-edge / 902 MHz to 928 MHz / RC4 / Not shielded / Position 3 - Band-edge / 902 MHz to 928 MHz / RC2 / Not shielded / Position 1 - Band-edge / 902 MHz to 928 MHz / RC2 / Not shielded / Position 2 - Band-edge / 902 MHz to 928 MHz / RC2 / Not shielded / Position 3	>20dBc	PASS	FCC part 15.247 subclause d)
Transmitter radiated spurious emissions at frequencies <30MHz - Radiated measurement / All channels / RC2 / Not shielded / Position 1 - Radiated measurement / All channels / RC2 / Not shielded / Position 2 - Radiated measurement / All channels / RC2 / Not shielded / Position 3 - Radiated measurement / All channels / RC4 / Not shielded / Position 1 - Radiated measurement / All channels / RC4 / Not shielded / Position 2 - Radiated measurement / All channels / RC4 / Not shielded / Position 3	15.209	PASS	ANSI C63.4: 2014 ANSI C63.10: 2013
Transmitter radiated spurious emissions at frequencies >30MHz - Radiated measurement / All channels / RC2 / Not shielded / Position 1 - Radiated measurement / All channels / RC2 / Not shielded / Position 2 - Radiated measurement / All channels / RC2 / Not shielded / Position 3	15.209	PASS	ANSI C63.4: 2014 ANSI C63.10: 2013

TEST DESIGNATION	SEVERITY	VERDICT	BASIC STANDARDS / COMMENTS
shielded / Position 3			
- Radiated measurement / All channels / RC4 / Not shielded / Position 1	15.209	PASS	
- Radiated measurement / All channels / RC4 / Not shielded / Position 2	15.209	PASS	
- Radiated measurement / All channels / RC4 / Not shielded / Position 3	15.209	PASS	
- Radiated measurement / All channels / RC2 / Shielded / Position 1 / For freq >1GHz	15.209	PASS	
- Radiated measurement / All channels / RC2 / Shielded / Position 2 / For freq >1GHz	15.209	PASS	
- Radiated measurement / All channels / RC2 / Shielded / Position 3 / For freq >1GHz	15.209	PASS	
- Radiated measurement / All channels / RC4 / Shielded / Position 1 / For freq >1GHz	15.209	PASS	
- Radiated measurement / All channels / RC4 / Shielded / Position 2 / For freq >1GHz	15.209	PASS	
- Radiated measurement / All channels / RC4 / Shielded / Position 3 / For freq >1GHz	Tx	PASS	

Sample subject to the test complies for tests done with the requirements of the reference document(s) listed in §2 of this test report and, where applicable, with deviation(s) specified in this document.

To declare, or not, the compliance with the specifications, it was not explicitly taken into account of uncertainty associated with the results with the exception of emission tests based on CISPR standards.

TEST(S) PERFORMED	MODIFICATION(S)
FCC part 15.247	N/A
ANSI C63.4: 2014	N/A
ANSI C63.10: 2013	N/A

6. MEASUREMENT UNCERTAINTY

PARAMETER	MAXIMAL EMITECH UNCERTAINTY	MINIMAL STANDARD UNCERTAINTY
Radio frequency	$\pm 1 \times 10^{-7}$	$\pm 1 \times 10^{-7}$
RF power, conducted		
RF power	$\pm 0.8\text{dB}$	$\pm 1 \text{ dB}$
RF power (EN 300328 / EN 301893)	$\pm 1.3\text{dB}$	$\pm 1.5 \text{ dB}$
Power spectral density	$\pm 2.3\text{dB}$	$\pm 3 \text{ dB}$
Occupied bandwidth		
RF power	$\pm 3.8 \%$	$\pm 5 \%$
RF power (EN 300328 / EN 301893)	$\pm 3.8 \%$	$\pm 5 \%$
Maximum frequency deviation		
300 Hz < audio frequency < 6 kHz	$\pm 1.2 \%$	$\pm 5 \%$
6 kHz < audio frequency < 25 kHz	$\pm 1.2 \%$	$\pm 3 \text{ dB}$
Amplitude	$\pm 8.5 \%$	$\pm 20 \%$
At the frequency	$\pm 166 \text{ Hz}$	$\pm 250 \text{ Hz}$
Conducted emission (spurious)		
$f \leq 1 \text{ GHz}$	$\pm 0.8 \text{ dB}$	$\pm 3 \text{ dB}$
1 GHz - 12.75 GHz	$\pm 1.6 \text{ dB}$	
Radiated emission (PAR / PIRE / RNE)		
$f \leq 62.5 \text{ MHz}$	$\pm 5.7 \text{ dB}$	$\pm 6 \text{ dB}$
62.5 MHz - 1 GHz	$\pm 5.8 \text{ dB}$	$\pm 6 \text{ dB}$
1 GHz - 18 GHz	$\pm 5.6 \text{ dB}$	$\pm 6 \text{ dB}$
18 GHz – 40 GHz	$\pm 5.6 \text{ dB}$	$\pm 6 \text{ dB}$
40 GHz – 110 GHz	$\pm 5.9 \text{ dB}$	Between ± 6 to 10 dB
180-1000 MHz / 1 – 12.75 GHz (EN 301 908-1)	$\pm 3.0 / 2.9 \text{ dB}$	$\pm 3 \text{ dB}$
RF power (EN 300328 / EN 301893)	$\pm 5.3 \text{ dB}$	$\pm 6 \text{ dB}$
PIRE and power spectral density with diode	$\pm 5.7 \text{ dB}$	$\pm 6 \text{ dB}$
Radiated emission (magnetic field)		
9kHz – 30MHz	$\pm 3.4 \text{ dB}$	$\pm 6 \text{ dB}$
RF level for a given BER	$\pm 0.8 \text{ dB}$	$\pm 1.5 \text{ dB}$
Supply voltages	$\pm 3 \%$	$\pm 3 \%$
Temperature	$\pm 1 \text{ }^\circ\text{C}$	$\pm 1^\circ\text{C}$
Humidity	$\pm 5 \%$	$\pm 5 \%$
Time / Duty cycle	$\pm 4.4 \%$	$\pm 5 \%$
Adaptivity	$\pm 2.9 \text{ dB}$	/
Conducted emission (FCC)		
(Artificial Mains Network) 150kHz – 30MHz	$\pm 3.4 \text{ dB}$	$\pm 3.4 \text{ dB}$
Radiated emission (electric field for FCC standard)		
9kHz – 30MHz	$\pm 2.7 \text{ dB}$	/
30MHz – 1GHz	$\pm 5.0 \text{ dB}$	/
1GHz – 18GHz	$\pm 5.3 \text{ dB}$	/
18GHz – 40GHz	$\pm 6.1 \text{ dB}$	/
40GHz – 140GHz	$\pm 5.7 \text{ dB}$	/

For the calculation of expanded uncertainty, the confidence interval is 95 % (k=2).

7. TEST CONDITIONS AND RESULTS

7.1. Maximum effective isotropic radiated power

Reference standard:	FCC part 15 Radio part 15.247
Test method:	FCC part 15.247
<p>Test description: EUT is set on an insulating support at 150cm above the ground reference plane. Measurement are done on a normalized test site by the substitution method.</p> <p>The test antenna is oriented in the two polarizations (vertical and horizontal), and the product is rotated at 360° in the horizontal plane (See photo(s) for initial position of the EUT(0°)). If applicable the test antenna was raised and lowered through the specified range of height until a maximum signal level is detected.</p> <p>For portable equipments a research of maximum level is done on the 3 axes. Only the highest levels are recorded.</p>	


TESTED CONFIGURATION	PARAMETER	SEVERITY	RESULT TAB.	VERDICT
RF output power / All channels / RC2 / Not shielded / Position 1	899.6375MHz-904.6375MHz	30 dBm	EMI4605	PASS
RF output power / All channels / RC2 / Not shielded / Position 2	899.6375MHz-904.6375MHz	30 dBm	EMI4606	PASS
RF output power / All channels / RC2 / Not shielded / Position 3	899.6375MHz-904.6375MHz	30 dBm	EMI4607	PASS
RF output power / All channels / RC4 / Not shielded / Position 1	918.3MHz-923.3MHz	30 dBm	EMI4608	PASS
RF output power / All channels / RC4 / Not shielded / Position 2	918.3MHz-923.3MHz	30 dBm	EMI4609	PASS
RF output power / All channels / RC4 / Not shielded / Position 3	918.3MHz-923.3MHz	30 dBm	EMI4610	PASS

LABORATORY PARAMETERS:	REQUIRED PRIOR TO THE TEST	DURING THE TEST
Ambient Temperature	15 to 35 °C	See Graph(es)
Relative Humidity	20 to 75 %	See Graph(es)
Atmospheric pressure	N/A	See Graph(es)
Test method deviation: N/A		
Supplementary information: N/A		

TEST EQUIPMENT USED					
CATEGORY	BRAND	TYPE	IDENTIFIER	CAL. DATE	CAL. DUE
Antenna	ETS lindgren	3142E	14523	27/01/2022	27/03/2025
Attenuator	EMITECH	SUB.V3-H	14848	10/03/2023	10/05/2024
Attenuator	EMITECH	SUB.V3-V	14847	10/03/2023	10/05/2024
Cable	SUCOFLEX	N-3m	14378	17/08/2023	17/10/2025
Cable	SUCOFLEX	N-6,5m	14380	17/08/2023	17/10/2025
Cable	Techniwave	N-8m	18349	17/08/2023	17/10/2025
Multimeter	FLUKE	8808A	10382	16/05/2023	16/07/2024
Power supply	TTI	PL303QMD	8496		
Preamplifier	IMPULSE	CA118-546ACN	9169	15/06/2023	15/08/2024
Receiver	Rohde & Schwarz	ESW26	17791	08/02/2023	08/04/2024
Shielded enclosure	COMTEST	SAC 3m	14494	08/07/2020	08/03/2024
Software	Nexio	BAT EMC	0000		
Thermohygrometer	Testo	608-H2	12269	07/06/2022	07/08/2024
Thermohygrometer	Bioblock Scientific	Météostar	0963	09/06/2021	09/02/2024

BAT-EMC software version: V3.18.0.26


Blank cells = Permanent validity




TEST SETUP PHOTO(S) - RF OUTPUT POWER / POSITION 1



TEST SETUP PHOTO(S) - RF OUTPUT POWER / POSITION 2

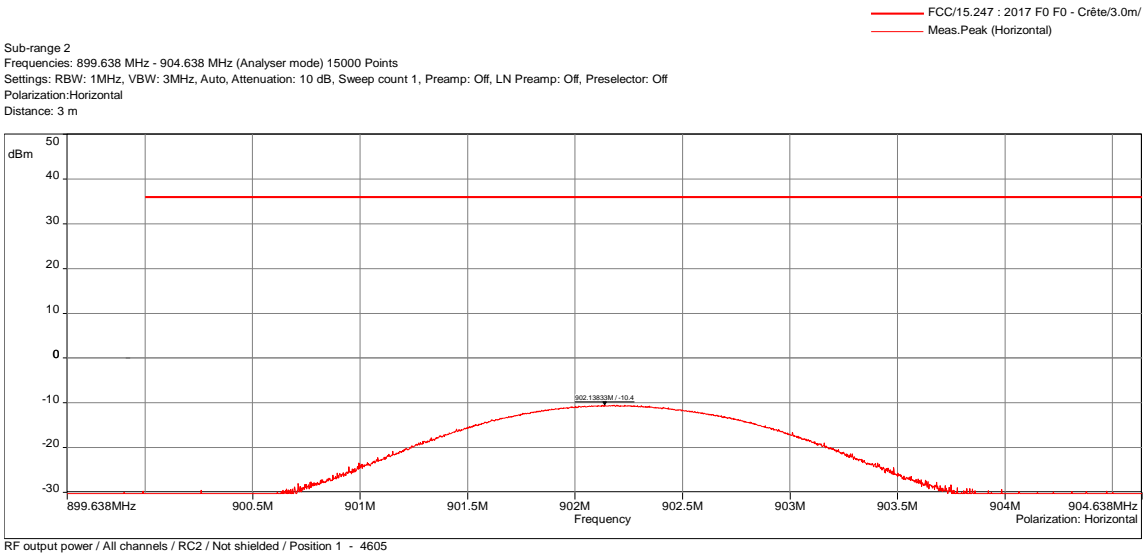
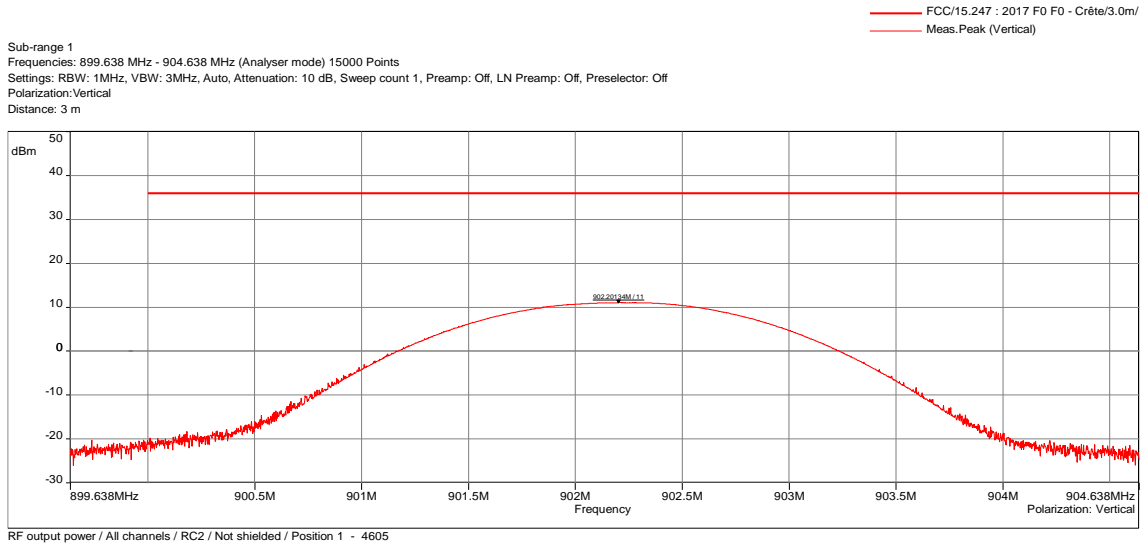


TEST SETUP PHOTO(S) - RF OUTPUT POWER / POSITION 3



TRANSMITTER RADIATED SPURIOUS EMISSIONS AT FREQUENCIES >30MHz - GRAPH

RF OUTPUT POWER / ALL CHANNELS / RC2 / NOT SHIELDED / POSITION 1		EMI4605	
EUT mode:	Modulated	T (°C):	23.2
Test Date:	08/09/2023	H (%):	52.2
Test Operator:	ATO	P (hPa):	1001



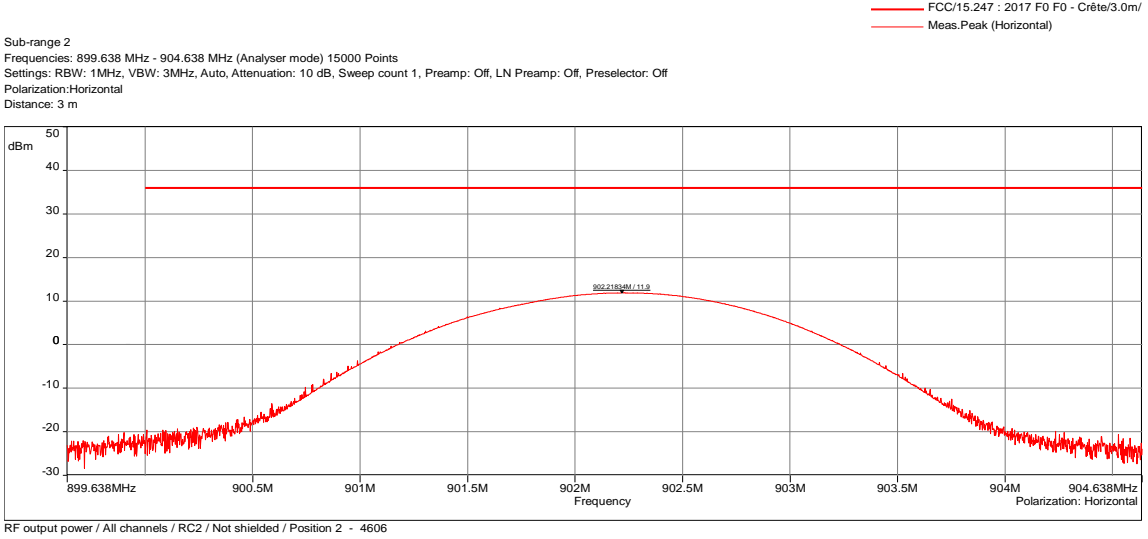
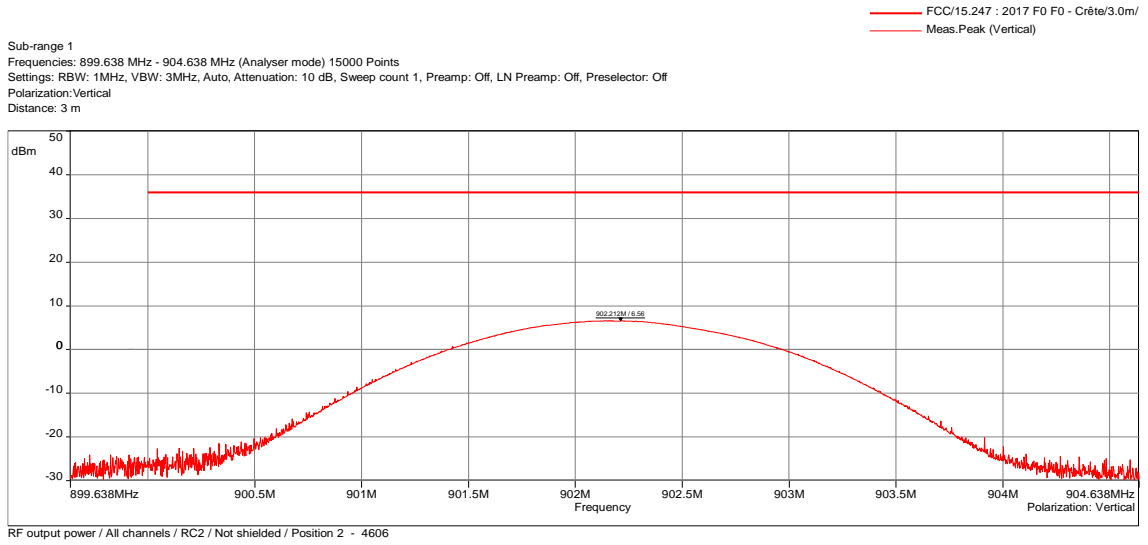
POSITION	FREQUENCIES	RBW	VBW	DETECTOR
Vertical	899.6375MHz-904.6375MHz	1MHz	3MHz	Peak
Horizontal	899.6375MHz-904.6375MHz	1MHz	3MHz	Peak
Configuration:	N/A			
Comments:	N/A			
EUT modification(s): N/A				

TRANSMITTER RADIATED SPURIOUS EMISSIONS AT FREQUENCIES >30MHz - TABULATED RESULTS

RF OUTPUT POWER / ALL CHANNELS / RC2 / NOT SHIELDED / POSITION 1			EMI4605
Frequency (MHz)	Polarization	Level (dBm)	Limit (dBm)
902.1375	Vertical	11.00	30.00
902.1375	Horizontal	-10.4	30.00

TRANSMITTER RADIATED SPURIOUS EMISSIONS AT FREQUENCIES >30MHz - GRAPH

RF OUTPUT POWER / ALL CHANNELS / RC2 / NOT SHIELDED / POSITION 2		EMI4606	
EUT mode:	Modulated	T (°C):	23.2
Test Date:	08/09/2023	H (%):	52.2
Test Operator:	ATO	P (hPa):	1001



POSITION	FREQUENCIES	RBW	VBW	DETECTOR
Vertical	899.6375MHz-904.6375MHz	1MHz	3MHz	Peak
Horizontal	899.6375MHz-904.6375MHz	1MHz	3MHz	Peak

Configuration:	N/A
Comments:	N/A

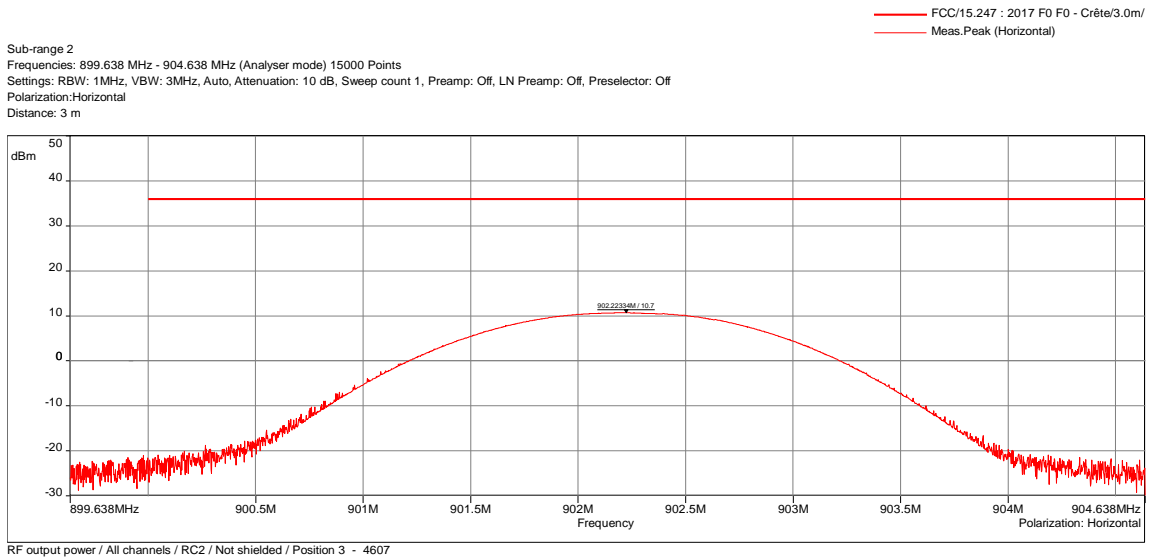
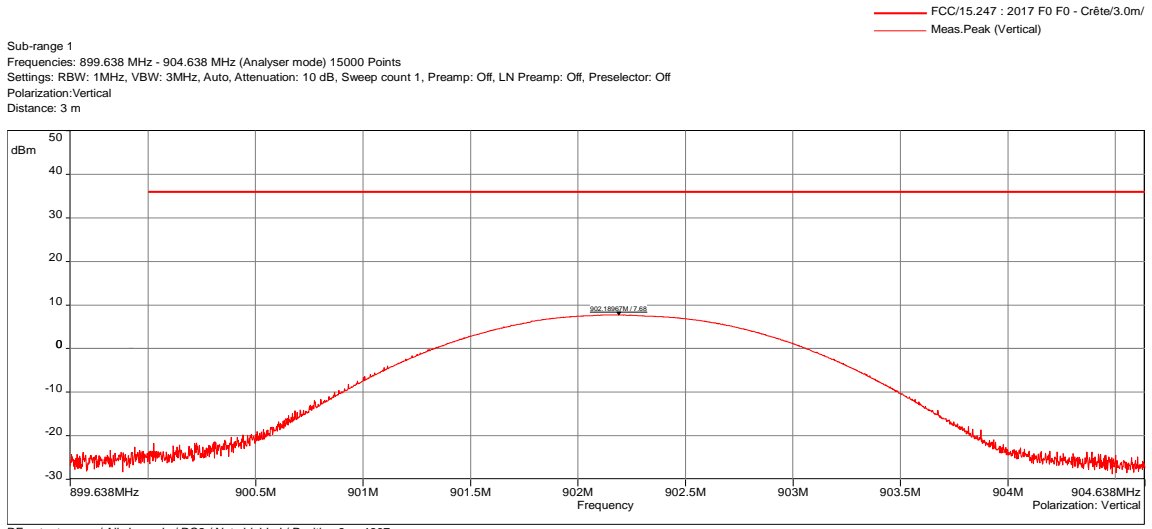
EUT modification(s): N/A

TRANSMITTER RADIATED SPURIOUS EMISSIONS AT FREQUENCIES >30MHz - TABULATED RESULTS

RF OUTPUT POWER / ALL CHANNELS / RC2 / NOT SHIELDED / POSITION 2			EMI4606
Frequency (MHz)	Polarization	Level (dBm)	Limit (dBm)
902.1375	Vertical	6.56	30.00
902.1375	Horizontal	11.90	30.00

TRANSMITTER RADIATED SPURIOUS EMISSIONS AT FREQUENCIES >30MHz - GRAPH

RF OUTPUT POWER / ALL CHANNELS / RC2 / NOT SHIELDED / POSITION 3		EMI4607	
EUT mode:	Modulated	T (°C):	23.2
Test Date:	08/09/2023	H (%):	52.2
Test Operator:	ATO	P (hPa):	1001



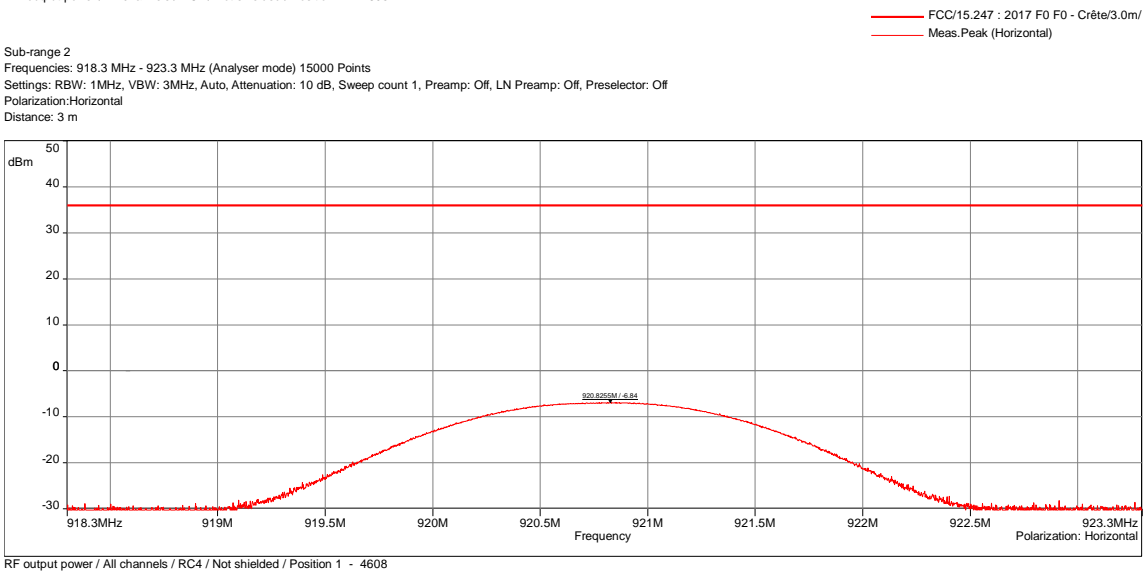
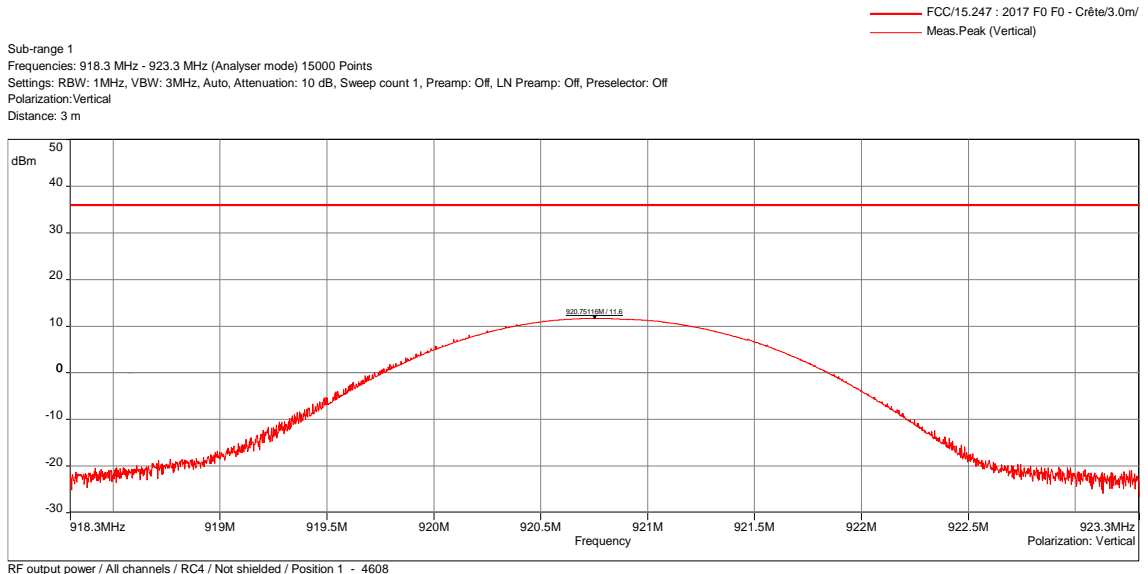
POSITION	FREQUENCIES	RBW	VBW	DETECTOR
Vertical	899.6375MHz-904.6375MHz	1MHz	3MHz	Peak
Horizontal	899.6375MHz-904.6375MHz	1MHz	3MHz	Peak
Configuration:	N/A			
Comments:	N/A			
EUT modification(s): N/A				

TRANSMITTER RADIATED SPURIOUS EMISSIONS AT FREQUENCIES >30MHz - TABULATED RESULTS

RF OUTPUT POWER / ALL CHANNELS / RC2 / NOT SHIELDED / POSITION 3			EMI4607
Frequency (MHz)	Polarization	Level (dBm)	Limit (dBm)
902.1375	Vertical	7.68	30.00
902.1375	Horizontal	10.70	30.00

TRANSMITTER RADIATED SPURIOUS EMISSIONS AT FREQUENCIES >30MHz - GRAPH

RF OUTPUT POWER / ALL CHANNELS / RC4 / NOT SHIELDED / POSITION 1		EMI4608	
EUT mode:	Modulated	T (°C):	23.2
Test Date:	08/09/2023	H (%):	52.2
Test Operator:	ATO	P (hPa):	1001



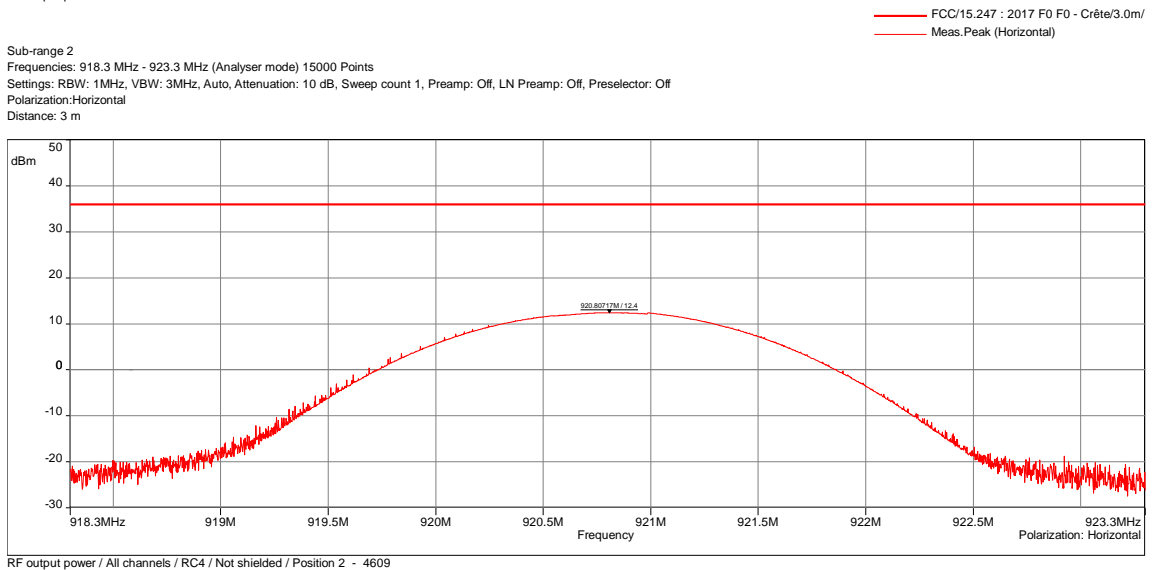
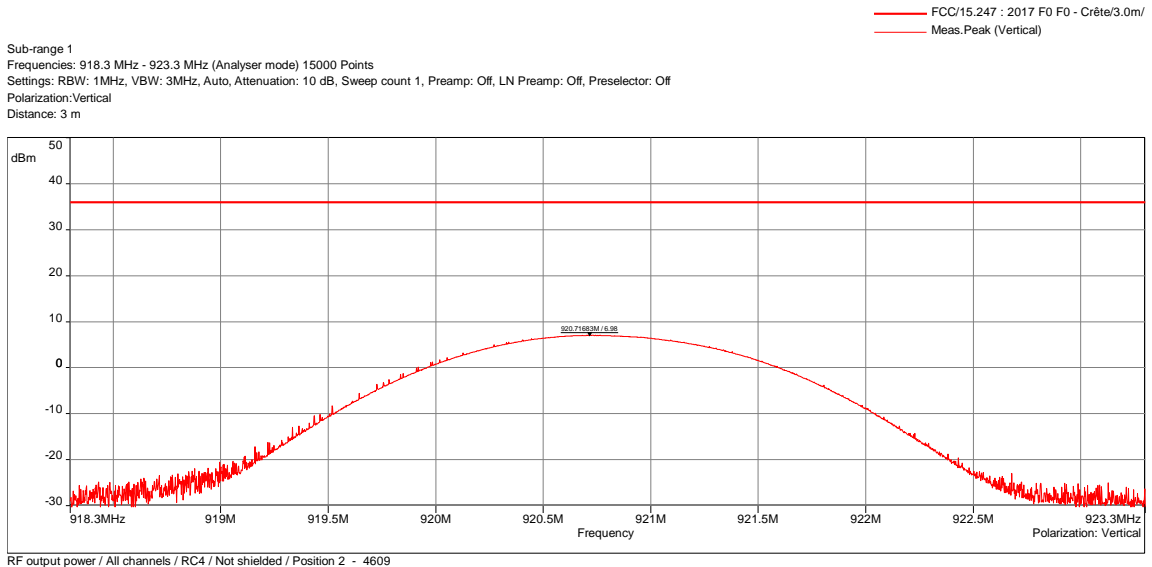
POSITION	FREQUENCIES	RBW	VBW	DETECTOR
Vertical	918.3MHz-923.3MHz	1MHz	3MHz	Peak
Horizontal	918.3MHz-923.3MHz	1MHz	3MHz	Peak
Configuration:	N/A			
Comments:	N/A			
EUT modification(s): N/A				

TRANSMITTER RADIATED SPURIOUS EMISSIONS AT FREQUENCIES >30MHz - TABULATED RESULTS

RF OUTPUT POWER / ALL CHANNELS / RC4 / NOT SHIELDED / POSITION 1			EMI4608
Frequency (MHz)	Polarization	Level (dBm)	Limit (dBm)
920.1375	Vertical	11.6	30.00
920.1375	Horizontal	-6.74	30.00

TRANSMITTER RADIATED SPURIOUS EMISSIONS AT FREQUENCIES >30MHz - GRAPH

RF OUTPUT POWER / ALL CHANNELS / RC4 / NOT SHIELDED / POSITION 2		EMI4609	
EUT mode:	Modulated	T (°C):	23.2
Test Date:	08/09/2023	H (%):	52.2
Test Operator:	ATO	P (hPa):	1001



POSITION	FREQUENCIES	RBW	VBW	DETECTOR
Vertical	918.3MHz-923.3MHz	1MHz	3MHz	Peak
Horizontal	918.3MHz-923.3MHz	1MHz	3MHz	Peak
Configuration:	N/A			
Comments:	N/A			

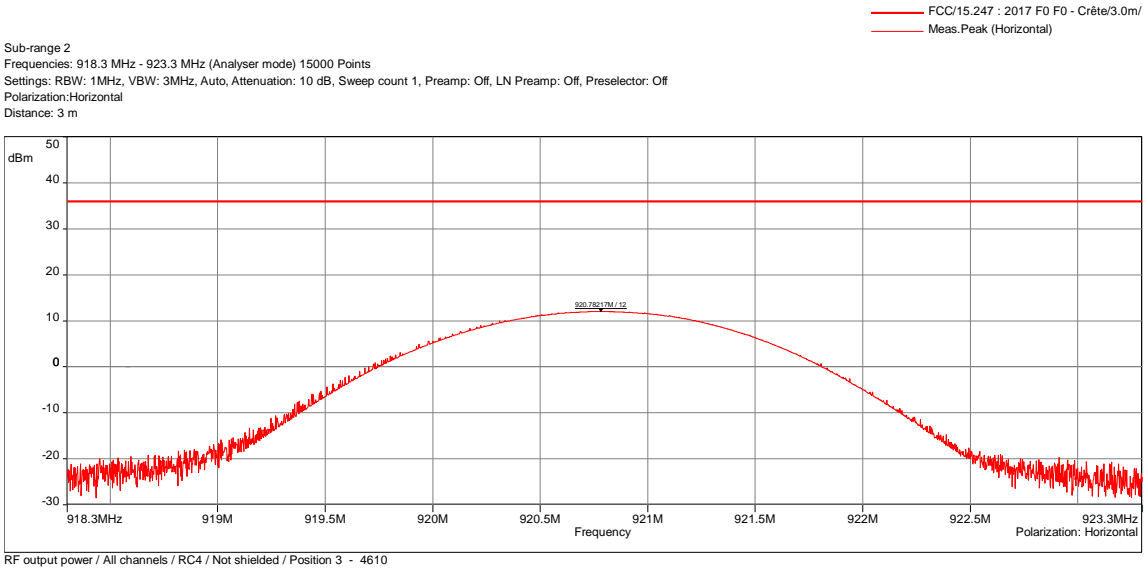
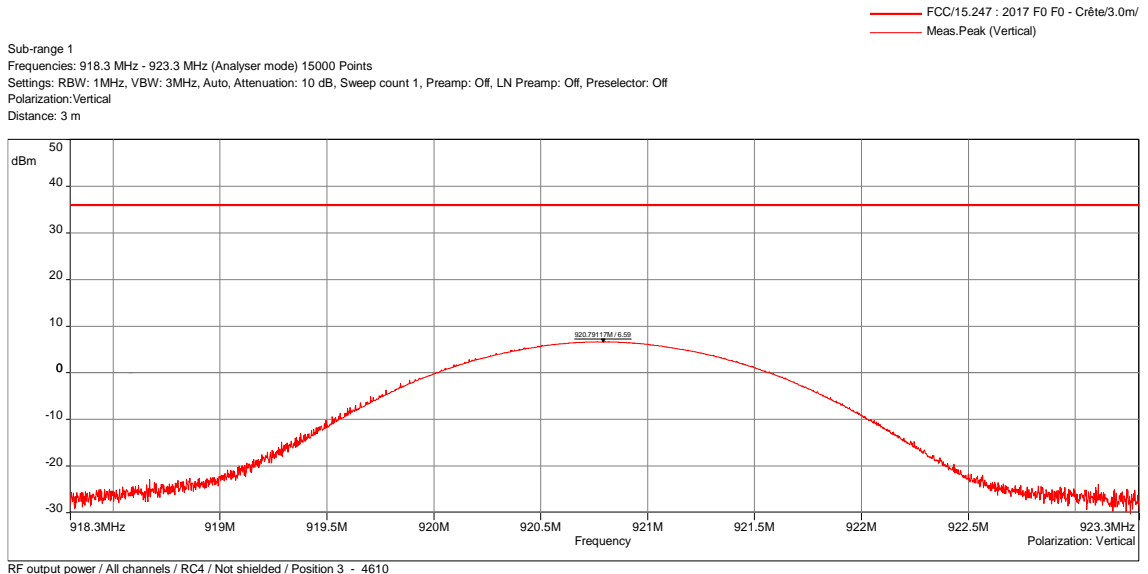
EUT modification(s): N/A

TRANSMITTER RADIATED SPURIOUS EMISSIONS AT FREQUENCIES >30MHz - TABULATED RESULTS

RF OUTPUT POWER / ALL CHANNELS / RC4 / NOT SHIELDED / POSITION 2			EMI4609
Frequency (MHz)	Polarization	Level (dBm)	Limit (dBm)
920.1375	Vertical	6.98	30.00
920.1375	Horizontal	12.40	30.00

TRANSMITTER RADIATED SPURIOUS EMISSIONS AT FREQUENCIES >30MHz - GRAPH

RF OUTPUT POWER / ALL CHANNELS / RC4 / NOT SHIELDED / POSITION 3		EMI4610	
EUT mode:	Modulated	T (°C):	23.2
Test Date:	08/09/2023	H (%):	52.2
Test Operator:	ATO	P (hPa):	1001



POSITION	FREQUENCIES	RBW	VBW	DETECTOR
Vertical	918.3MHz-923.3MHz	1MHz	3MHz	Peak
Horizontal	918.3MHz-923.3MHz	1MHz	3MHz	Peak
Configuration:	N/A			
Comments:	N/A			
EUT modification(s): N/A				

TRANSMITTER RADIATED SPURIOUS EMISSIONS AT FREQUENCIES >30MHz - TABULATED RESULTS

RF OUTPUT POWER / ALL CHANNELS / RC4 / NOT SHIELDED / POSITION 3			EMI4610
Frequency (MHz)	Polarization	Level (dBm)	Limit (dBm)
920.1375	Vertical	6.59	30.00
920.1375	Horizontal	12.00	30.00

7.2. Band-edge compliance

Reference standard:	FCC part 15 Radio part 15.247
Test method:	FCC part 15.247 subclause d)
Test description: d) In any 100 kHz bandwidth outside the frequency band in which the intentional radiator is operating, the radio frequency power that is produced by the intentional radiator shall be at least 20 dB below that in the 100 kHz bandwidth within the band that contains the highest level of the desired power, based on either an RF conducted or a radiated measurement, provided the transmitter demonstrates compliance with the peak conducted power limits. If the transmitter complies with the conducted power limits based on the use of RMS averaging over a time interval, the attenuation required under this paragraph shall be 30 dB instead of 20 dB. EUT is connected to the measuring receiver via 50Ω attenuator(s). Only the highest levels are recorded.	


TESTED CONFIGURATION	PARAMETER	SEVERITY	RESULT TAB.	VERDICT
Band-edge / 902 MHz to 928 MHz / RC2 / Not shielded / Position 1	850MHz-950MHz	>20dBc	EMI4621	PASS
Band-edge / 902 MHz to 928 MHz / RC2 / Not shielded / Position 2	850MHz-950MHz	>20dBc	EMI4623	PASS
Band-edge / 902 MHz to 928 MHz / RC2 / Not shielded / Position 3	850MHz-950MHz	>20dBc	EMI4625	PASS
Band-edge / 902 MHz to 928 MHz / RC4 / Not shielded / Position 1	450MHz-1GHz	>20dBc	EMI4615	PASS
Band-edge / 902 MHz to 928 MHz / RC4 / Not shielded / Position 2	450MHz-1GHz	>20dBc	EMI4616	PASS
Band-edge / 902 MHz to 928 MHz / RC4 / Not shielded / Position 3	450MHz-1GHz	>20dBc	EMI4618	PASS

LABORATORY PARAMETERS:	REQUIRED PRIOR TO THE TEST	DURING THE TEST
Ambient Temperature	15 to 35 °C	See Graph(es)
Relative Humidity	20 to 75 %	See Graph(es)
Atmospheric pressure	N/A	See Graph(es)
Test method deviation: N/A		
Supplementary information: N/A		


TEST EQUIPMENT USED					
CATEGORY	BRAND	TYPE	IDENTIFIER	CAL. DATE	CAL. DUE
Antenna	ETS lindgren	3142E	14523	27/01/2022	27/03/2025
Cable	SUCOFLEX	N-3m	14378	17/08/2023	17/10/2025
Cable	SUCOFLEX	N-6,5m	14380	17/08/2023	17/10/2025
Cable	Techniwave	N-8m	18349	17/08/2023	17/10/2025
Filter	Micro-Tronics	HPM18865	12843	24/08/2021	24/10/2024
Multimeter	FLUKE	8808A	10382	16/05/2023	16/07/2024
Power supply	TTI	PL303QMD	8496		
Preamplifier	IMPULSE	CA118-546ACN	9169	15/06/2023	15/08/2024
Receiver	Rohde & Schwarz	ESW26	17791	08/02/2023	08/04/2024
Receiver	Rohde & Schwarz	FSW43	14830	10/08/2022	10/10/2024
Shielded enclosure	COMTEST	FAR-3m	18014	17/08/2021	17/10/2024
Shielded enclosure	COMTEST	SAC 3m	14494	08/07/2020	08/03/2024
Software	Nexio	BAT EMC	0000		
Thermohygrometer	Testo	608-H2	12269	07/06/2022	07/08/2024
Thermohygrometer	Bioblock Scientific	Météostar	0963	09/06/2021	09/02/2024

BAT-EMC software version: V3.18.0.26

Blank cells = Permanent validity




TEST SETUP PHOTO(S) - BAND-EDGE / POSITION 1



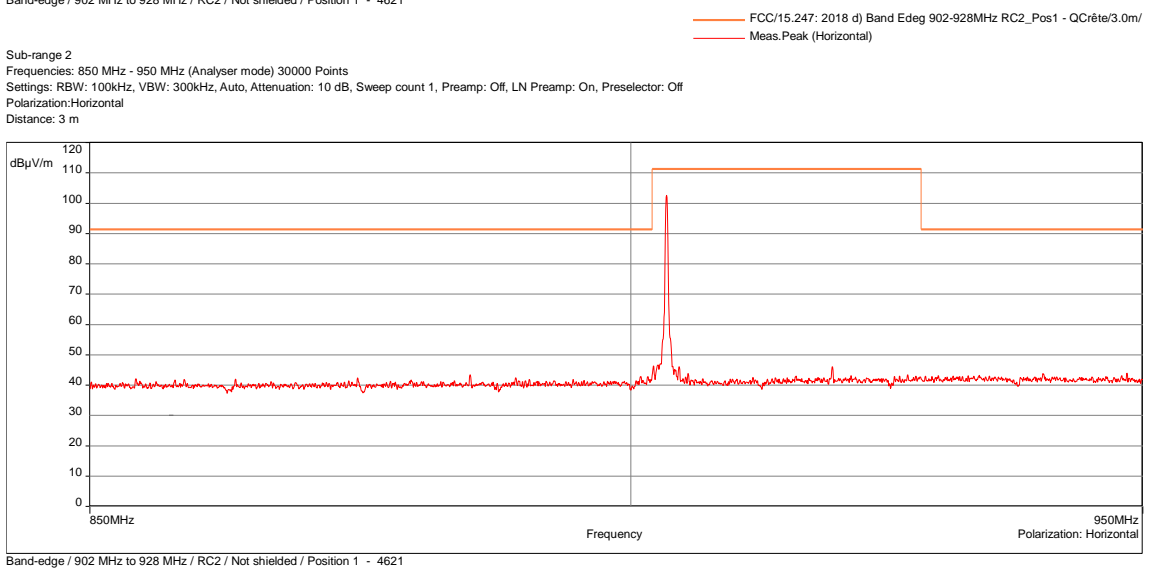
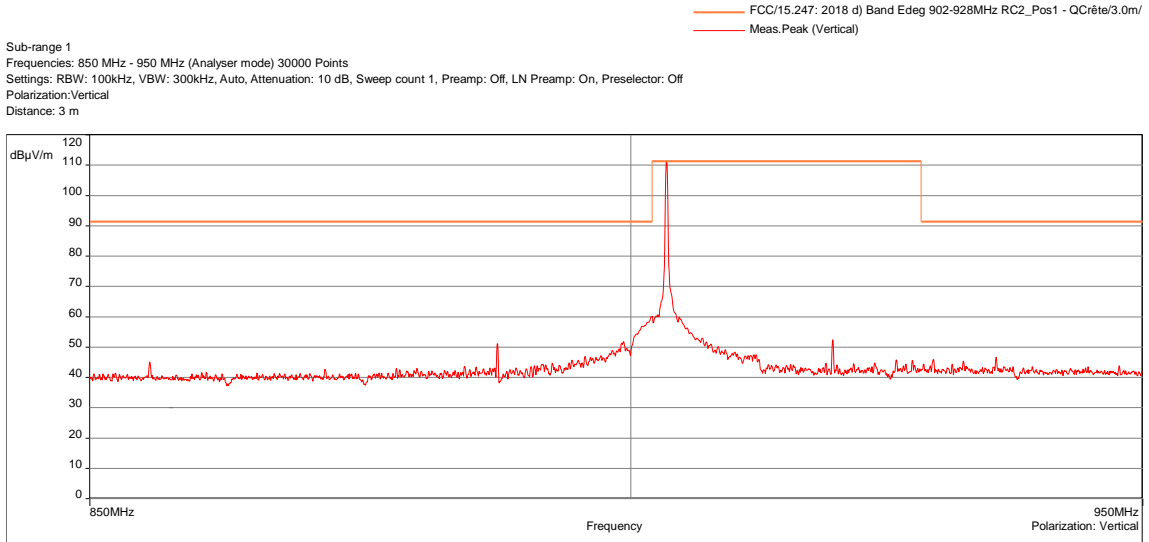
TEST SETUP PHOTO(S) - BAND-EDGE / POSITION 2



TEST SETUP PHOTO(S) - BAND-EDGE / POSITION 3

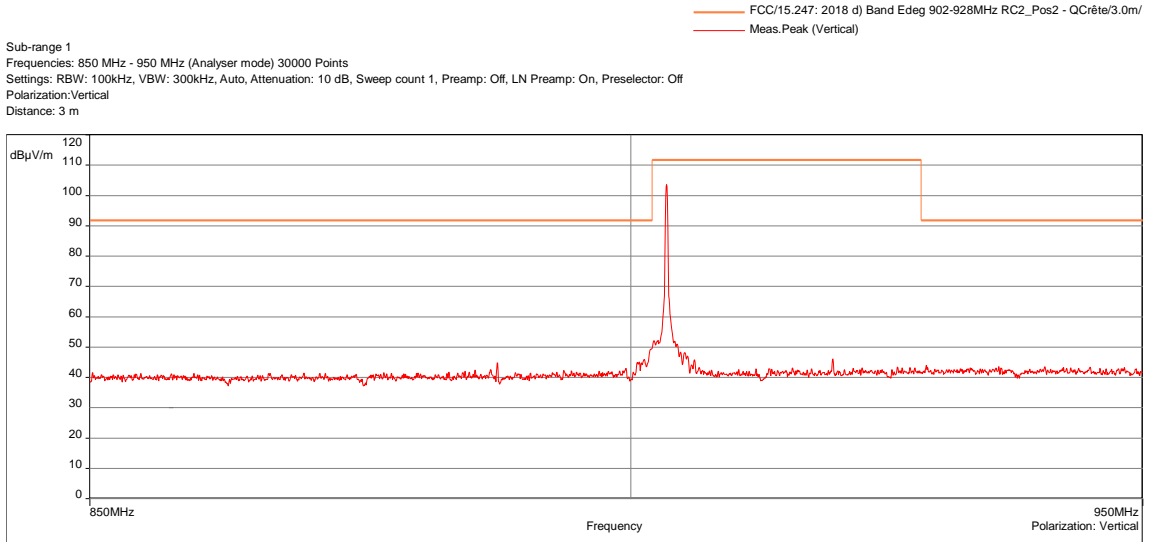


BAND-EDGE - GRAPH			
BAND-EDGE / 902 MHz TO 928 MHz / RC2 / NOT SHIELDED / POSITION 1			EMI4621
EUT mode:	Modulated	T (°C):	23.5
Test Date:	08/09/2023	H (%):	49.5
Test Operator:	ATO	P (hPa):	1001

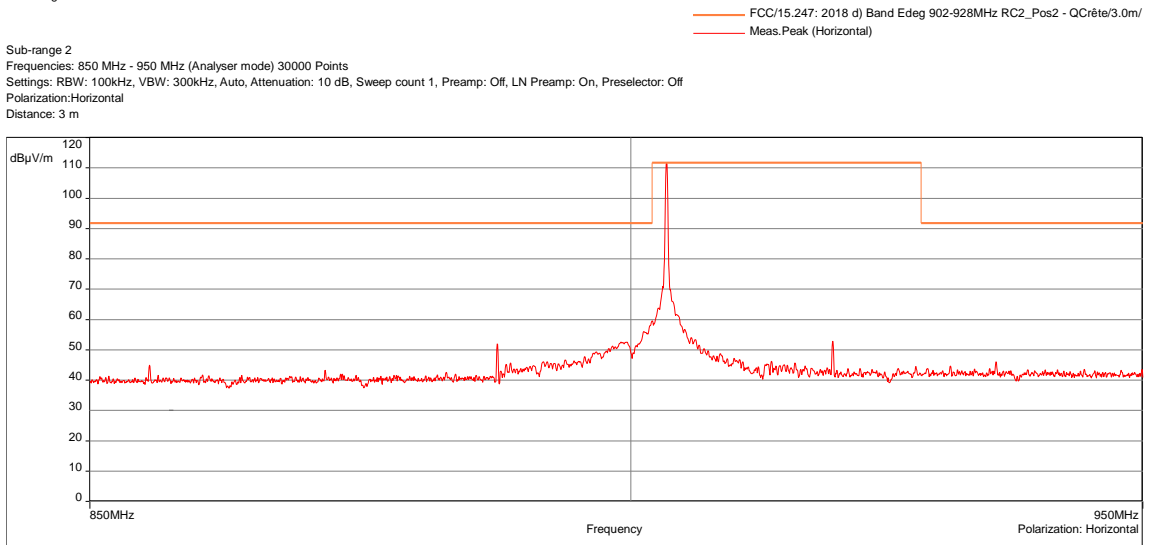


POSITION	FREQUENCIES	RBW	VBW	DETECTOR
Vertical	850MHz-950MHz	100kHz	300kHz	Peak
Horizontal	850MHz-950MHz	100kHz	300kHz	Peak
Configuration:	N/A			
Comments:	No out of band emissions detected.			
EUT modification(s): N/A				

BAND-EDGE - GRAPH			
BAND-EDGE / 902 MHz TO 928 MHz / RC2 / NOT SHIELDED / POSITION 2			EMI4623
EUT mode:	Modulated	T (°C):	23.5
Test Date:	08/09/2023	H (%):	49.5
Test Operator:	ATO	P (hPa):	1001



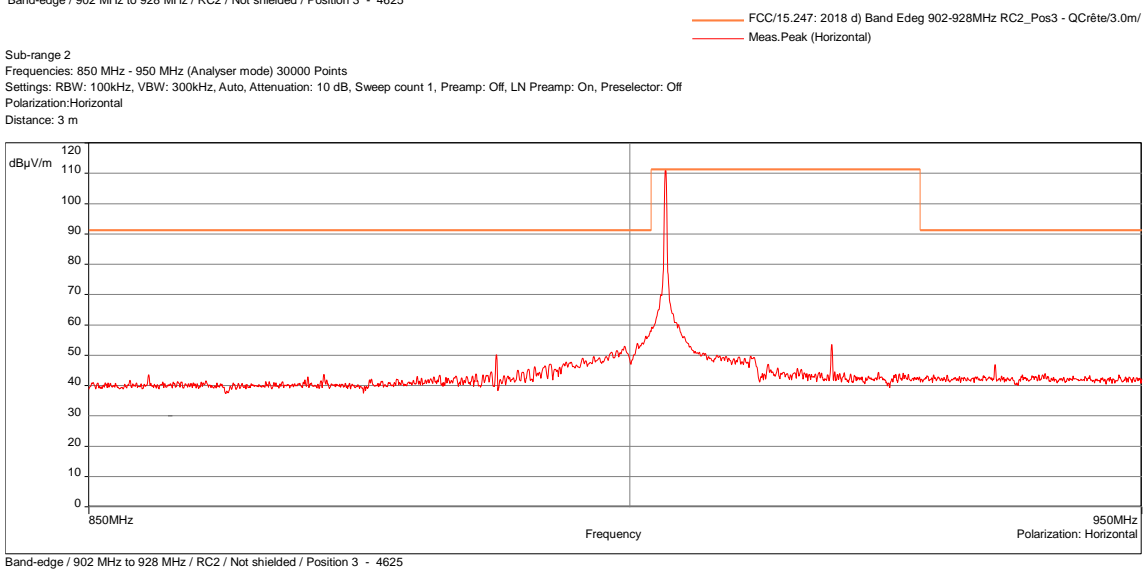
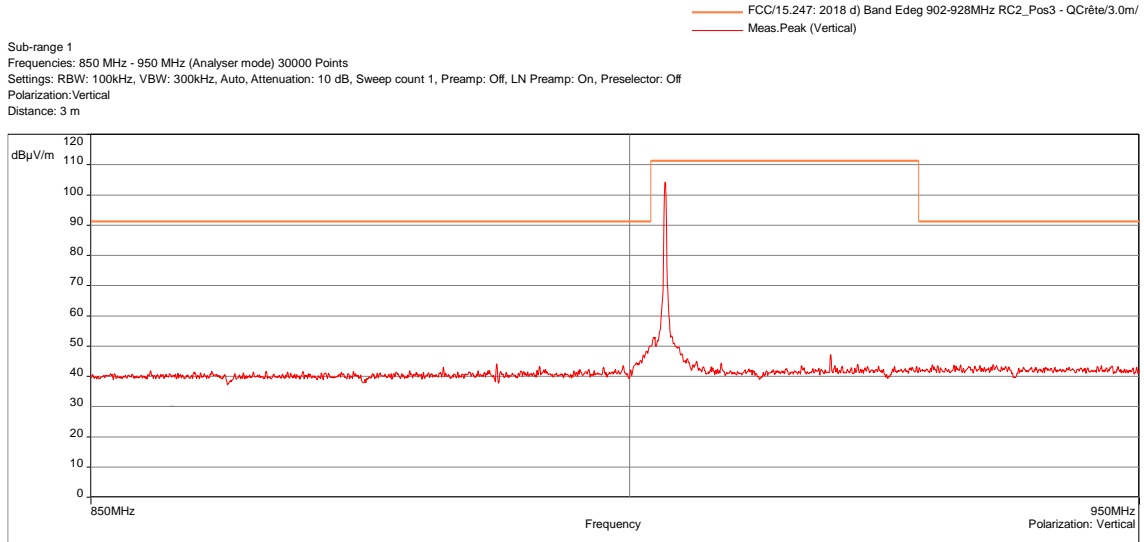
Band-edge / 902 MHz to 928 MHz / RC2 / Not shielded / Position 2 - 4623



Band-edge / 902 MHz to 928 MHz / RC2 / Not shielded / Position 2 - 4623

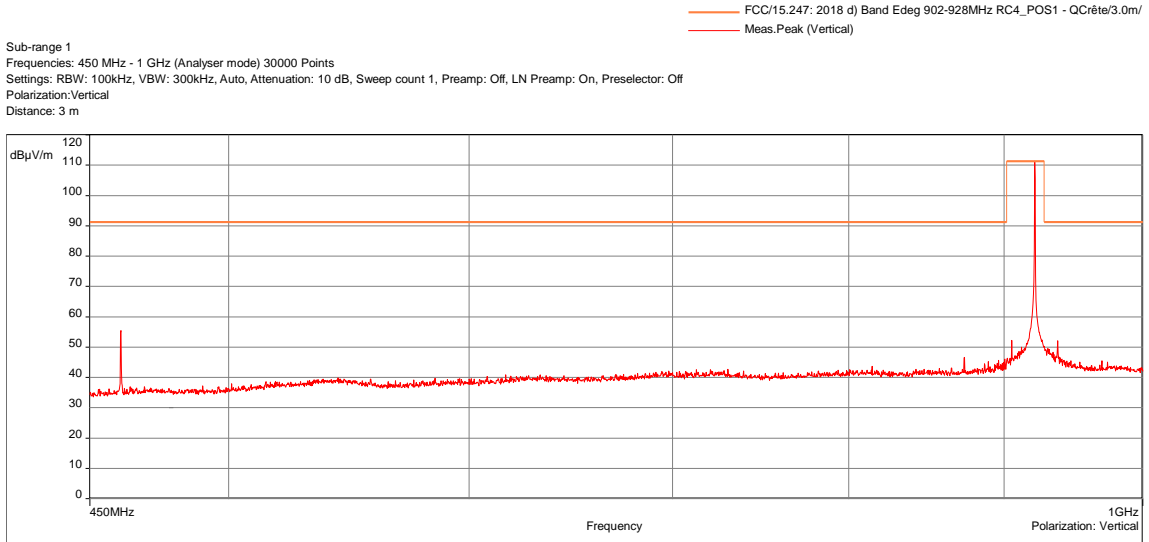
POSITION	FREQUENCIES	RBW	VBW	DETECTOR
Vertical	850MHz-950MHz	100kHz	300kHz	Peak
Horizontal	850MHz-950MHz	100kHz	300kHz	Peak
Configuration:	N/A			
Comments:	No out of band emissions detected.			
EUT modification(s): N/A				

BAND-EDGE - GRAPH			
BAND-EDGE / 902 MHz TO 928 MHz / RC2 / NOT SHIELDED / POSITION 3			EMI4625
EUT mode:	Modulated	T (°C):	23.5
Test Date:	08/09/2023	H (%):	49.5
Test Operator:	ATO	P (hPa):	1001

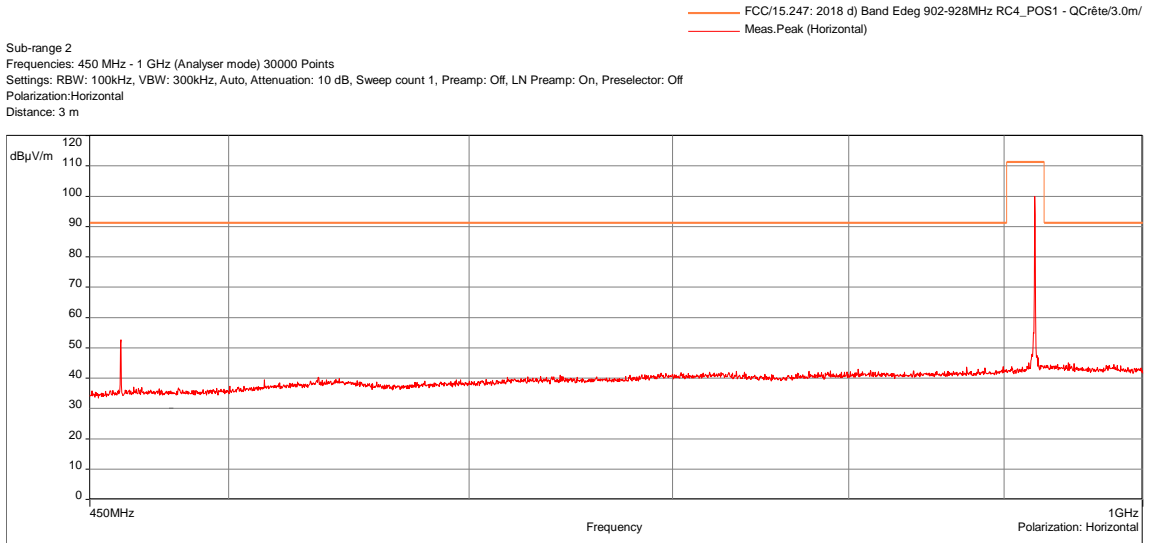


POSITION	FREQUENCIES	RBW	VBW	DETECTOR
Vertical	850MHz-950MHz	100kHz	300kHz	Peak
Horizontal	850MHz-950MHz	100kHz	300kHz	Peak
Configuration:	N/A			
Comments:	No out of band emissions detected.			
EUT modification(s): N/A				

BAND-EDGE - GRAPH			
BAND-EDGE / 902 MHz TO 928 MHz / RC4 / NOT SHIELDED / POSITION 1			EMI4615
EUT mode:	Modulated	T (°C):	23.5
Test Date:	08/09/2023	H (%):	49.5
Test Operator:	ATO	P (hPa):	1001



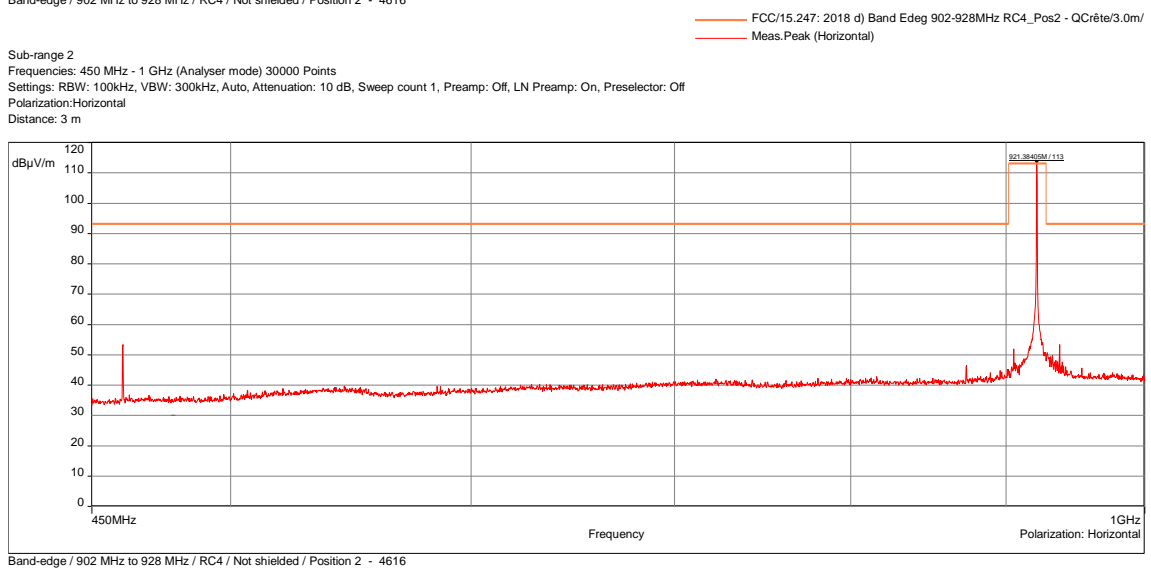
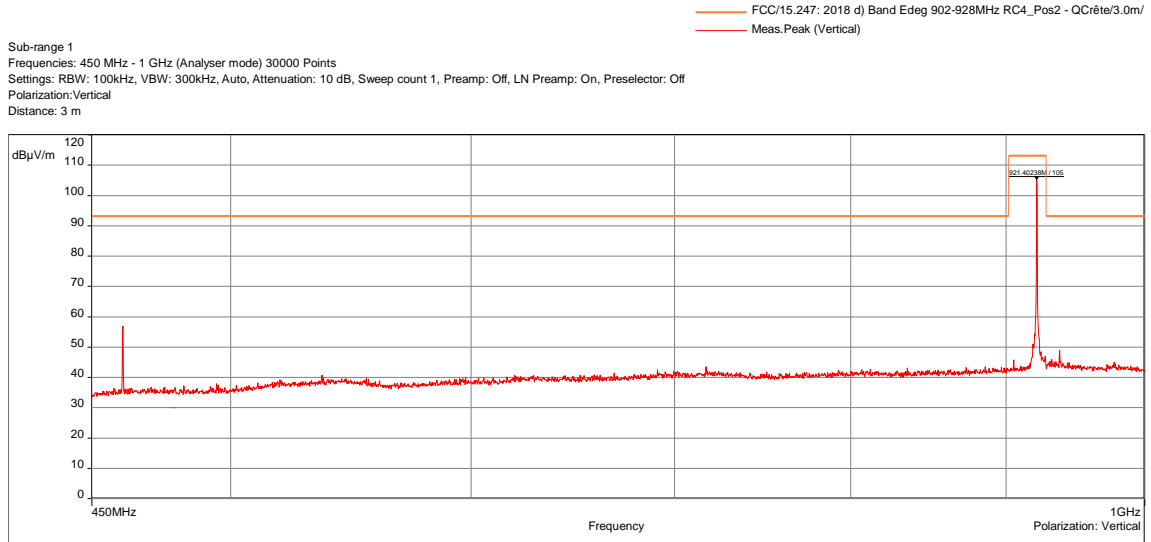
Band-edge / 902 MHz to 928 MHz / RC4 / Not shielded / Position 1 - 4615



Band-edge / 902 MHz to 928 MHz / RC4 / Not shielded / Position 1 - 4615

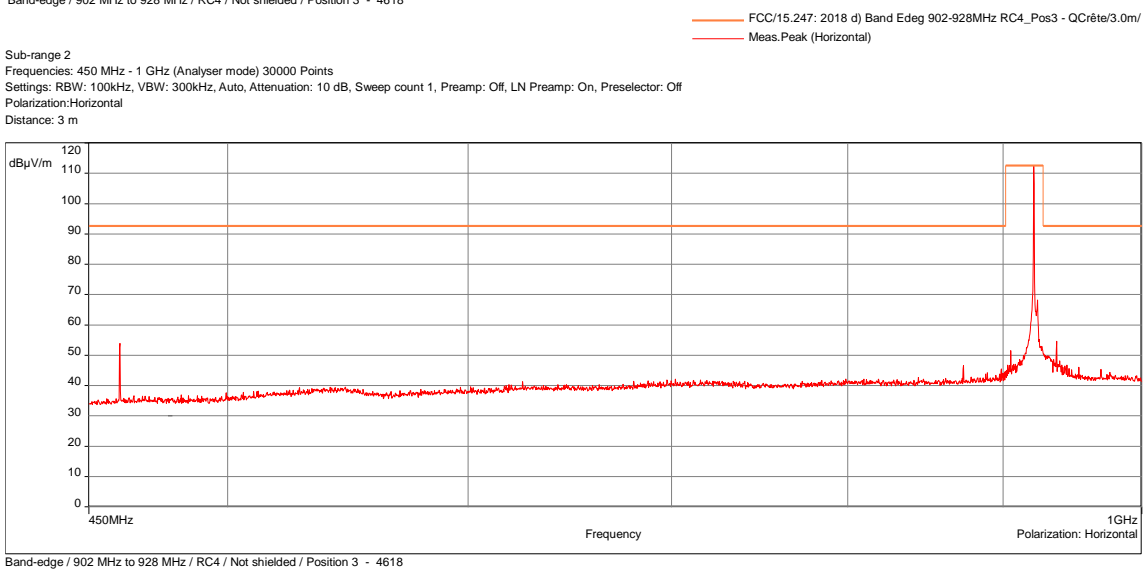
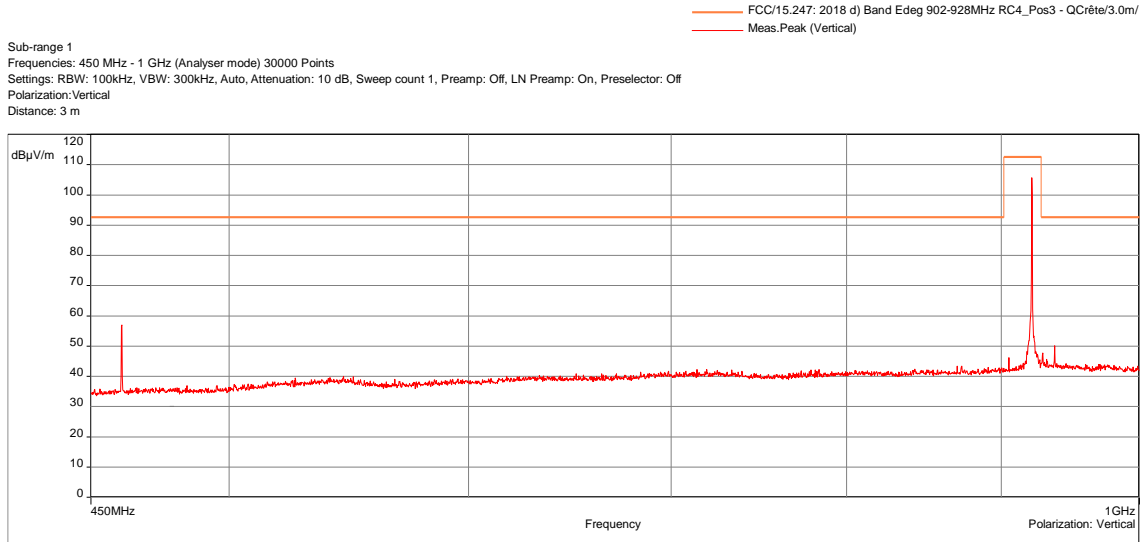
POSITION	FREQUENCIES	RBW	VBW	DETECTOR
Vertical	450MHz-1GHz	100kHz	300kHz	Peak
Horizontal	450MHz-1GHz	100kHz	300kHz	Peak
Configuration:	N/A			
Comments:	No out of band emissions detected.			
EUT modification(s): N/A				

BAND-EDGE - GRAPH			
BAND-EDGE / 902 MHz TO 928 MHz / RC4 / NOT SHIELDED / POSITION 2			EMI4616
EUT mode:	Modulated	T (°C):	23.5
Test Date:	08/09/2023	H (%):	49.5
Test Operator:	ATO	P (hPa):	1001



POSITION	FREQUENCIES	RBW	VBW	DETECTOR
Vertical	450MHz-1GHz	100kHz	300kHz	Peak
Horizontal	450MHz-1GHz	100kHz	300kHz	Peak
Configuration:	N/A			
Comments:	No out of band emissions detected.			
EUT modification(s): N/A				

BAND-EDGE - GRAPH			
BAND-EDGE / 902 MHz TO 928 MHz / RC4 / NOT SHIELDED / POSITION 3			EMI4618
EUT mode:	Modulated	T (°C):	23.5
Test Date:	08/09/2023	H (%):	49.5
Test Operator:	ATO	P (hPa):	1001



POSITION	FREQUENCIES	RBW	VBW	DETECTOR
Vertical	450MHz-1GHz	100kHz	300kHz	Peak
Horizontal	450MHz-1GHz	100kHz	300kHz	Peak
Configuration:	N/A			
Comments:	No out of band emissions detected.			
EUT modification(s): N/A				

7.3. Transmitter radiated spurious emissions at frequencies <30MHz

Reference standard:	FCC 47 CFR PART 15.109 & 15.209: 2020
Test method:	ANSI C63.4: 2014 ANSI C63.10: 2013
<p>Test description: : Spurious domain emission limits are limits on emissions at frequencies other than those of the carrier and sidebands associated with normal test modulation.</p> <p>EUT is set on an insulating support at 80cm above the ground reference plane.</p> <p>Preliminary (peak) measurements were performed at an antenna to EUT separation distance of 3-meter in a anechoic chamber. The EUT was rotated 360°in order to maximize radiated levels. Test antenna was oriented in 3 axes (0°, 45° and 90°).</p> <p>Final measurements (quasi-peak) were then performed in a 10-meter Open Area Test Site that complies to CISPR 16 in the same measurement conditions.</p> <p>All frequencies were investigated, where applicable.</p>	

TESTED CONFIGURATION	PARAMETER	SEVERITY	RESULT TAB.	VERDICT
Radiated measurement / All channels / RC2 / Not shielded / Position 1 / 0°	9kHz-30MHz	15.209	EMI4633	PASS
Radiated measurement / All channels / RC2 / Not shielded / Position 1 / 45°	9kHz-30MHz	15.209	EMI4634	PASS
Radiated measurement / All channels / RC2 / Not shielded / Position 1 / 90°	9kHz-30MHz	15.209	EMI4635	PASS
Radiated measurement / All channels / RC2 / Not shielded / Position 2 / 0°	9kHz-30MHz	15.209	EMI4630	PASS
Radiated measurement / All channels / RC2 / Not shielded / Position 2 / 45°	9kHz-30MHz	15.209	EMI4631	PASS
Radiated measurement / All channels / RC2 / Not shielded / Position 2 / 90°	9kHz-30MHz	15.209	EMI4632	PASS
Radiated measurement / All channels / RC2 / Not shielded / Position 3 / 0°	9kHz-30MHz	15.209	EMI4627	PASS
Radiated measurement / All channels / RC2 / Not shielded / Position 3 / 45°	9kHz-30MHz	15.209	EMI4628	PASS
Radiated measurement / All channels / RC2 / Not shielded / Position 3 / 90°	9kHz-30MHz	15.209	EMI4629	PASS
Radiated measurement / All channels / RC4 / Not shielded / Position 1 / 0°	9kHz-30MHz	15.209	EMI4636	PASS
Radiated measurement / All channels / RC4 / Not shielded / Position 1 / 45°	9kHz-30MHz	15.209	EMI4637	PASS
Radiated measurement / All channels / RC4 / Not shielded / Position 1 / 90°	9kHz-30MHz	15.209	EMI4638	PASS
Radiated measurement / All channels / RC4 / Not shielded / Position 2 / 0°	9kHz-30MHz	15.209	EMI4639	PASS
Radiated measurement / All channels / RC4 / Not shielded / Position 2 / 45°	9kHz-30MHz	15.209	EMI4640	PASS
Radiated measurement / All channels / RC4 / Not shielded / Position 2 / 90°	9kHz-30MHz	15.209	EMI4641	PASS
Radiated measurement / All channels / RC4 / Not shielded / Position 3 / 0°	9kHz-30MHz	15.209	EMI4642	PASS
Radiated measurement / All channels / RC4 / Not shielded / Position 3 / 45°	9kHz-30MHz	15.209	EMI4643	PASS
Radiated measurement / All channels / RC4 / Not shielded / Position 3 / 90°	9kHz-30MHz	15.209	EMI4644	PASS

LABORATORY PARAMETERS:	REQUIRED PRIOR TO THE TEST	DURING THE TEST
Ambient Temperature	15 to 35 °C	See Graph(s)
Relative Humidity	20 to 75 %	See Graph(s)
Atmospheric pressure	N/A	See Graph(s)
Test method deviation: N/A		
Supplementary information: N/A		


TEST EQUIPMENT USED					
CATEGORY	BRAND	TYPE	IDENTIFIER	CAL. DATE	CAL. DUE
Antenna	Rohde & Schwarz	HFH2-Z2	5825	16/08/2022	16/10/2024
Cable	SUCOFLEX	N-3m	14378	17/08/2023	17/10/2025
Cable	SUCOFLEX	N-6,5m	14380	17/08/2023	17/10/2025
Cable	Techniwave	N-8m	18349	17/08/2023	17/10/2025
Receiver	Rohde & Schwarz	ESW26	17791	08/02/2023	08/04/2024
Shielded enclosure	COMTEST	SAC 3m	14494	08/07/2020	08/03/2024
Software	Nexio	BAT EMC	0000		
Thermohygrometer	Testo	608-H2	12269	07/06/2022	07/08/2024
Thermohygrometer	Bioblock Scientific	Météostar	0963	09/06/2021	09/02/2024

BAT-EMC software version: V3.18.0.26


Blank cells = Permanent validity

TEST SETUP PHOTO(S) - RADIATED MEASUREMENT



TEST SETUP PHOTO(S) - RADIATED MEASUREMENT / POSITION 1



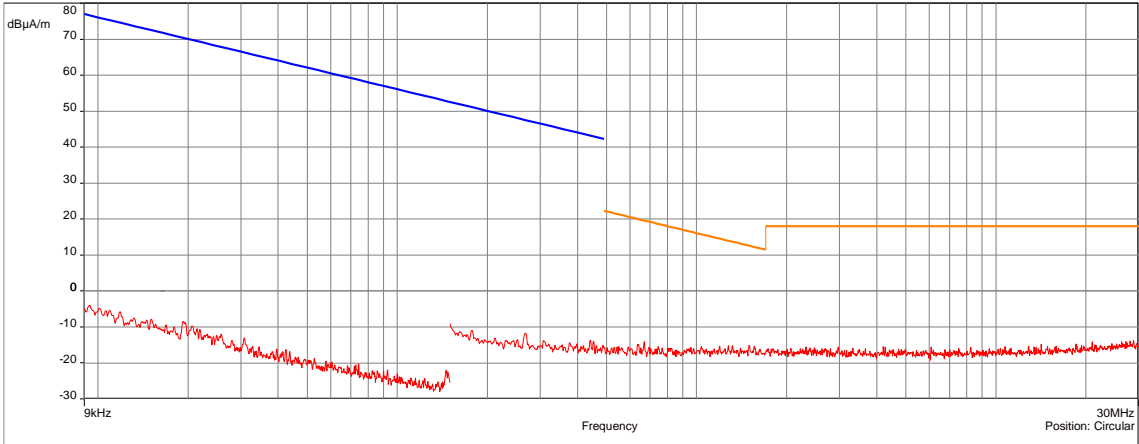
TEST SETUP PHOTO(S) - RADIATED MEASUREMENT / POSITION 2

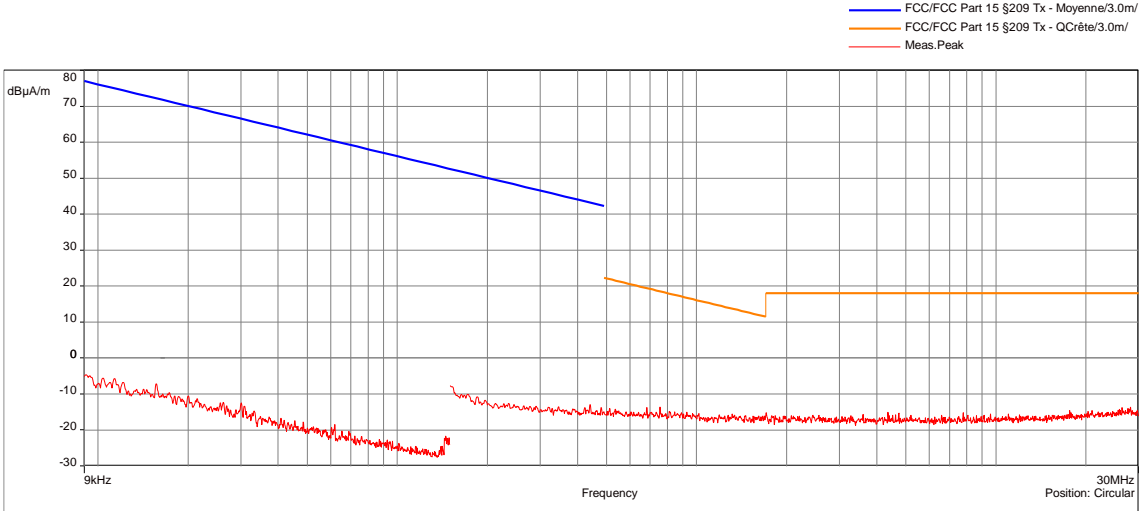


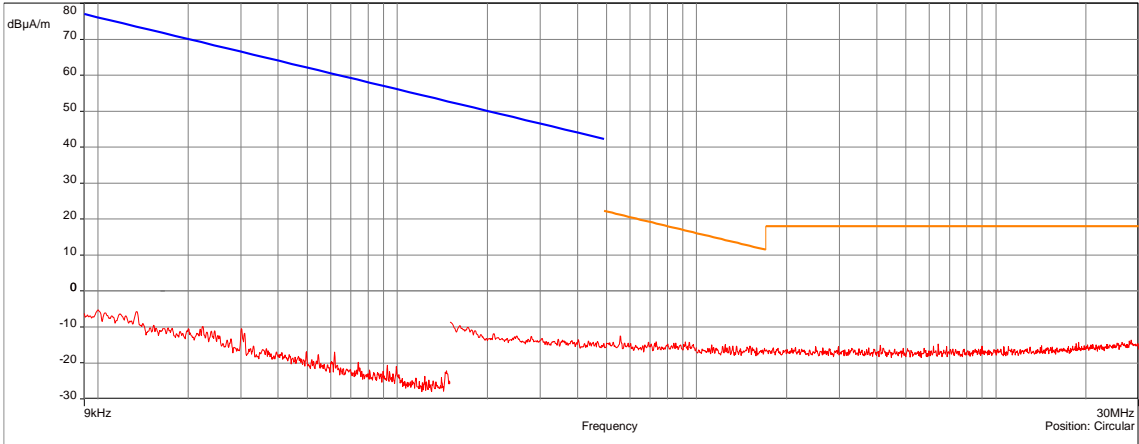
TEST SETUP PHOTO(S) - RADIATED MEASUREMENT / POSITION 3

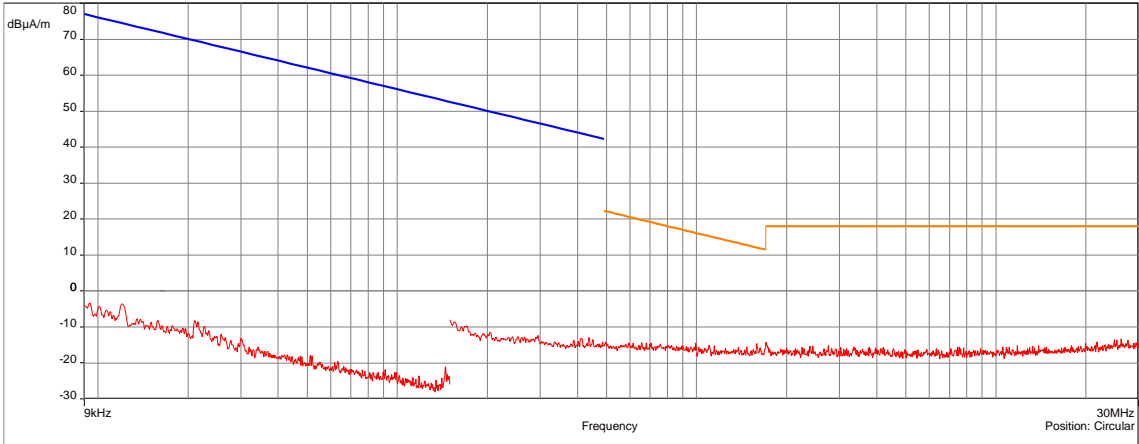


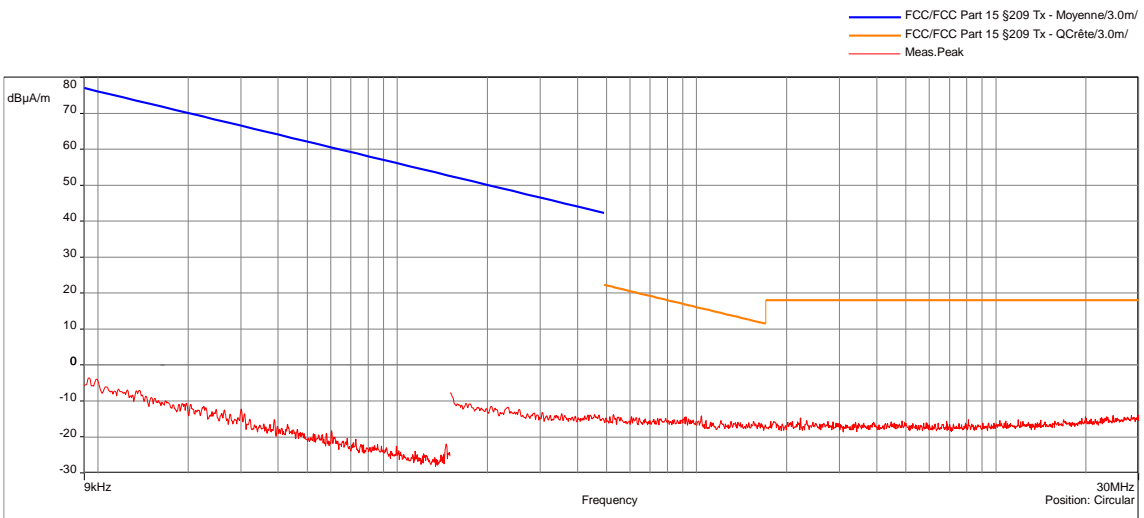
TRANSMITTER RADIATED SPURIOUS EMISSIONS AT FREQUENCIES <30MHz - GRAPH				
RADIATED MEASUREMENT / ALL CHANNELS / RC2 / NOT SHIELDED / POSITION 1 / 0°				EMI4633
EUT mode:	Tx mode			T (°C): 24.9
Test Date:	08/09/2023			H (%): 45.0
Test Operator:	ATO			P (hPa): 1001
POSITION	FREQUENCIES	RBW	VBW	DETECTOR
Circular	9kHz-150kHz	300Hz	1kHz	Peak
Circular	150kHz-1MHz	10kHz	30kHz	Peak
Circular	1MHz-30MHz	10kHz	30kHz	Peak
Configuration:	N/A			
Comments:	Limit indicated on these plots are calculated with 40 dB/decade extrapolation factor and 51.5dB conversion factor. No spurious emissions were detected.			
EUT modification(s): N/A				

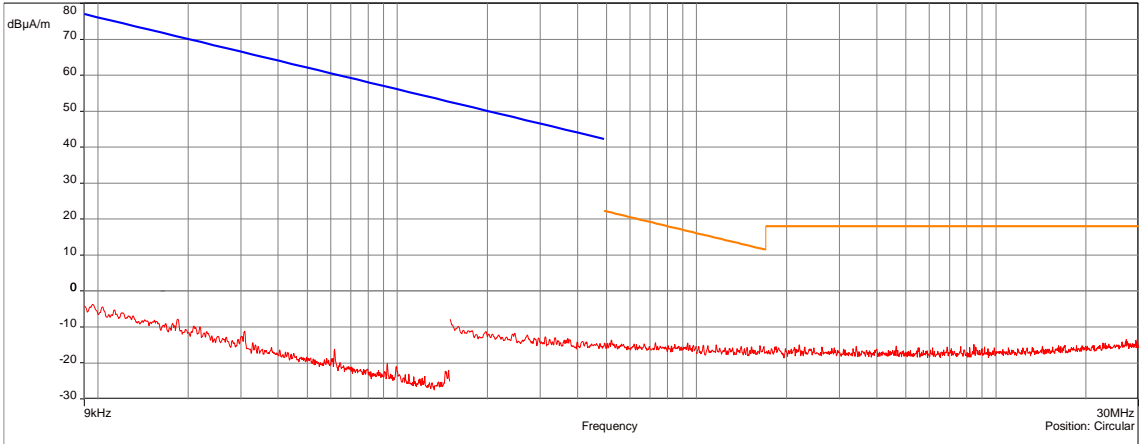
TRANSMITTER RADIATED SPURIOUS EMISSIONS AT FREQUENCIES <30MHz - GRAPH				
RADIATED MEASUREMENT / ALL CHANNELS / RC2 / NOT SHIELDED / POSITION 1 / 45°				EMI4634
EUT mode:	Tx mode			T (°C): 24.9
Test Date:	08/09/2023			H (%): 45.0
Test Operator:	ATO			P (hPa): 1001
<div style="text-align: right; font-size: small;"> — FCC/FCC Part 15 §209 Tx - Moyenne/3.0m/ — FCC/FCC Part 15 §209 Tx - QCrête/3.0m/ — Meas.Peak </div> 				
POSITION	FREQUENCIES	RBW	VBW	DETECTOR
Circular	9kHz-150kHz	300Hz	1kHz	Peak
Circular	150kHz-1MHz	10kHz	30kHz	Peak
Circular	1MHz-30MHz	10kHz	30kHz	Peak
Configuration:	N/A			
Comments:	Limit indicated on these plots are calculated with 40 dB/decade extrapolation factor and 51.5dB conversion factor. No spurious emissions were detected.			
EUT modification(s): N/A				

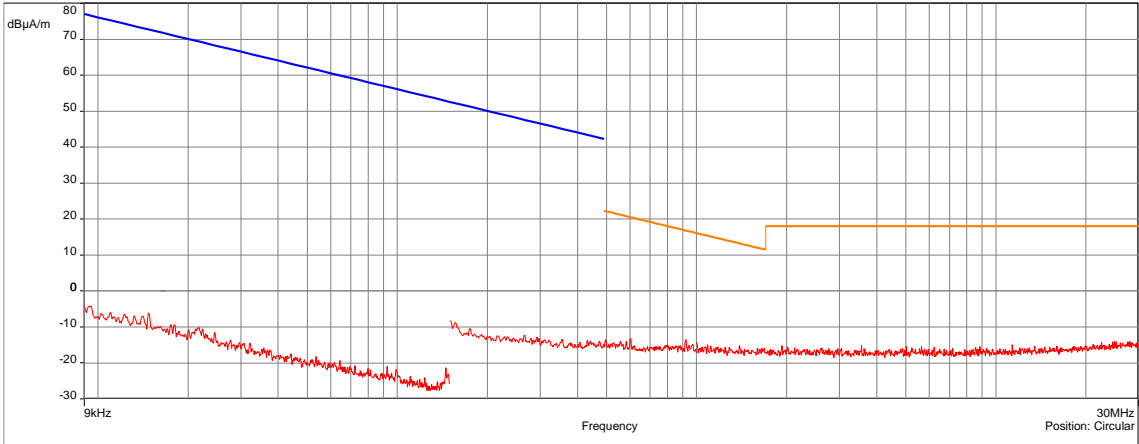
TRANSMITTER RADIATED SPURIOUS EMISSIONS AT FREQUENCIES <30MHz - GRAPH				
RADIATED MEASUREMENT / ALL CHANNELS / RC2 / NOT SHIELDED / POSITION 1 / 90°				EMI4635
EUT mode:	Tx mode			T (°C): 24.9
Test Date:	08/09/2023			H (%): 45.0
Test Operator:	ATO			P (hPa): 1001
				
POSITION	FREQUENCIES	RBW	VBW	DETECTOR
Circular	9kHz-150kHz	300Hz	1kHz	Peak
Circular	150kHz-1MHz	10kHz	30kHz	Peak
Circular	1MHz-30MHz	10kHz	30kHz	Peak
Configuration:	N/A			
Comments:	Limit indicated on these plots are calculated with 40 dB/decade extrapolation factor and 51.5dB conversion factor. No spurious emissions were detected.			
EUT modification(s): N/A				

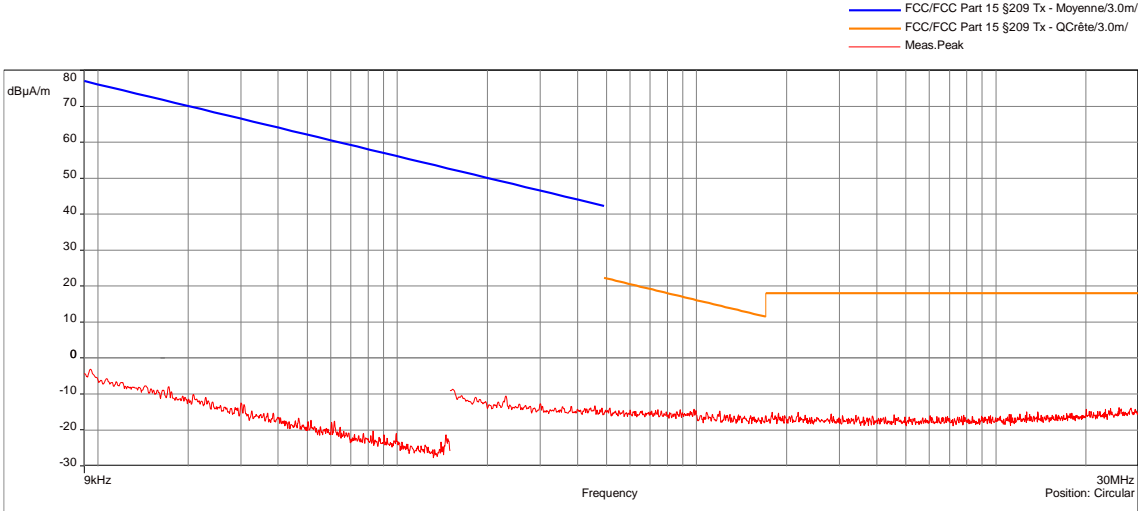
TRANSMITTER RADIATED SPURIOUS EMISSIONS AT FREQUENCIES <30MHz - GRAPH					
RADIATED MEASUREMENT / ALL CHANNELS / RC2 / NOT SHIELDED / POSITION 2 / 0°				EMI4630	
EUT mode:	Tx mode			T (°C):	24.9
Test Date:	08/09/2023			H (%):	45.0
Test Operator:	ATO			P (hPa):	1001
<div style="text-align: right; font-size: small;"> — FCC/FCC Part 15 §209 Tx - Moyenne/3.0m/ — FCC/FCC Part 15 §209 Tx - QCrête/3.0m/ — Meas.Peak </div> 					
POSITION	FREQUENCIES	RBW	VBW	DETECTOR	
Circular	9kHz-150kHz	300Hz	1kHz	Peak	
Circular	150kHz-1MHz	10kHz	30kHz	Peak	
Circular	1MHz-30MHz	10kHz	30kHz	Peak	
Configuration:	N/A				
Comments:	Limit indicated on these plots are calculated with 40 dB/decade extrapolation factor and 51.5dB conversion factor. No spurious emissions were detected.				
EUT modification(s): N/A					

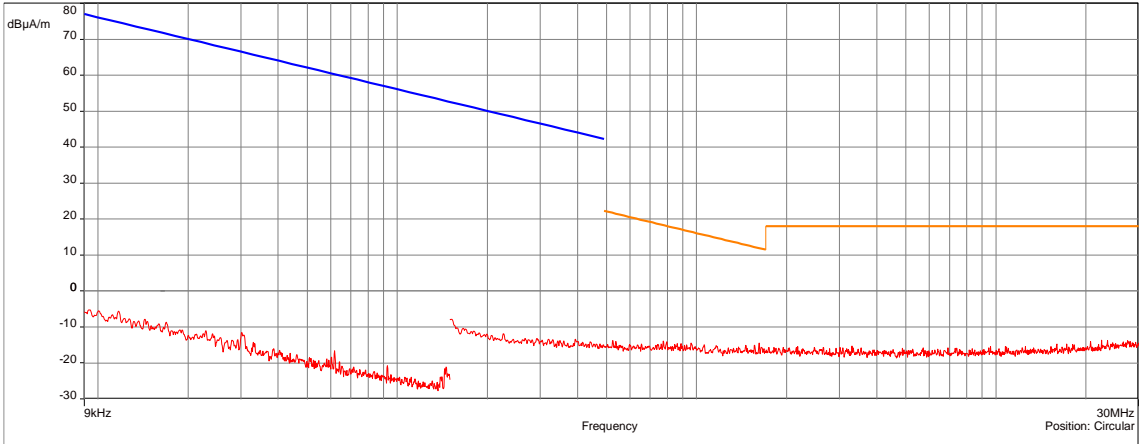
TRANSMITTER RADIATED SPURIOUS EMISSIONS AT FREQUENCIES <30MHz - GRAPH				
RADIATED MEASUREMENT / ALL CHANNELS / RC2 / NOT SHIELDED / POSITION 2 / 45°				EMI4631
EUT mode:	Tx mode			T (°C): 24.9
Test Date:	08/09/2023			H (%): 45.0
Test Operator:	ATO			P (hPa): 1001
<div style="text-align: right; font-size: small;"> — FCC/FCC Part 15 §209 Tx - Moyenne/3.0m/ — FCC/FCC Part 15 §209 Tx - QCrête/3.0m/ — Meas.Peak </div> 				
POSITION	FREQUENCIES	RBW	VBW	DETECTOR
Circular	9kHz-150kHz	300Hz	1kHz	Peak
Circular	150kHz-1MHz	10kHz	30kHz	Peak
Circular	1MHz-30MHz	10kHz	30kHz	Peak
Configuration:	N/A			
Comments:	Limit indicated on these plots are calculated with 40 dB/decade extrapolation factor and 51.5dB conversion factor. No spurious emissions were detected.			
EUT modification(s): N/A				

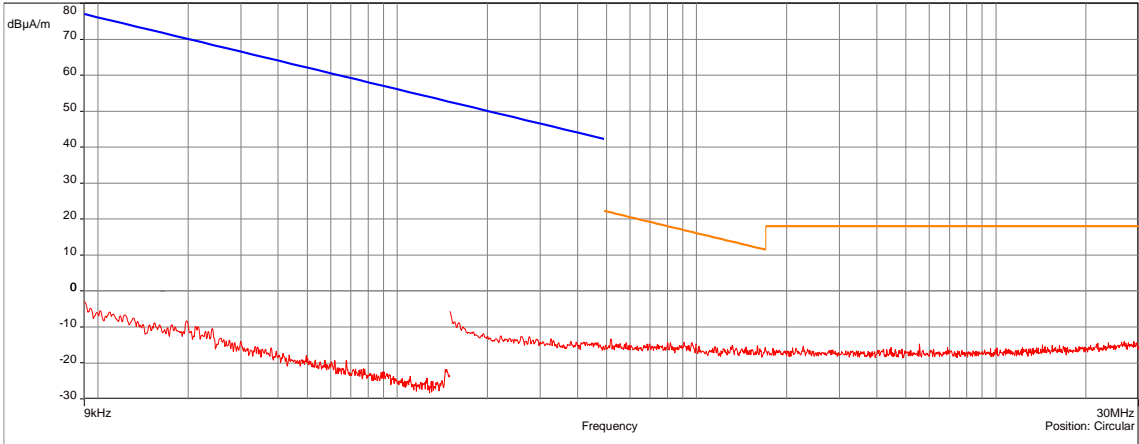
TRANSMITTER RADIATED SPURIOUS EMISSIONS AT FREQUENCIES <30MHz - GRAPH				
RADIATED MEASUREMENT / ALL CHANNELS / RC2 / NOT SHIELDED / POSITION 2 / 90°				EMI4632
EUT mode:	Tx mode			T (°C): 24.9
Test Date:	08/09/2023			H (%): 45.0
Test Operator:	ATO			P (hPa): 1001
 <p style="text-align: right;"> — FCC/FCC Part 15 §209 Tx - Moyenne/3.0m/ — FCC/FCC Part 15 §209 Tx - QCrête/3.0m/ — Meas. Peak </p>				
POSITION	FREQUENCIES	RBW	VBW	DETECTOR
Circular	9kHz-150kHz	300Hz	1kHz	Peak
Circular	150kHz-1MHz	10kHz	30kHz	Peak
Circular	1MHz-30MHz	10kHz	30kHz	Peak
Configuration:	N/A			
Comments:	Limit indicated on these plots are calculated with 40 dB/decade extrapolation factor and 51.5dB conversion factor. No spurious emissions were detected.			
EUT modification(s): N/A				

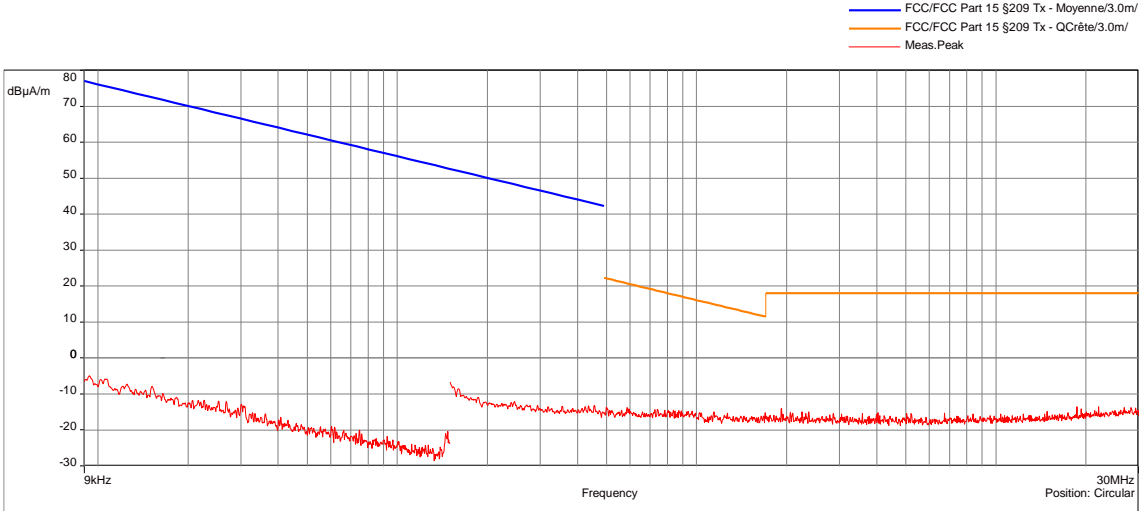
TRANSMITTER RADIATED SPURIOUS EMISSIONS AT FREQUENCIES <30MHz - GRAPH				
RADIATED MEASUREMENT / ALL CHANNELS / RC2 / NOT SHIELDED / POSITION 3 / 0°				EMI4627
EUT mode:	Tx mode			T (°C): 24.9
Test Date:	08/09/2023			H (%): 45.0
Test Operator:	ATO			P (hPa): 1001
<div style="text-align: right;"> — FCC/FCC Part 15 §209 Tx - Moyenne/3.0m/ — FCC/FCC Part 15 §209 Tx - QCrête/3.0m/ — Meas.Peak </div> 				
POSITION	FREQUENCIES	RBW	VBW	DETECTOR
Circular	9kHz-150kHz	300Hz	1kHz	Peak
Circular	150kHz-1MHz	10kHz	30kHz	Peak
Circular	1MHz-30MHz	10kHz	30kHz	Peak
Configuration:	N/A			
Comments:	Limit indicated on these plots are calculated with 40 dB/decade extrapolation factor and 51.5dB conversion factor. No spurious emissions were detected.			
EUT modification(s): N/A				

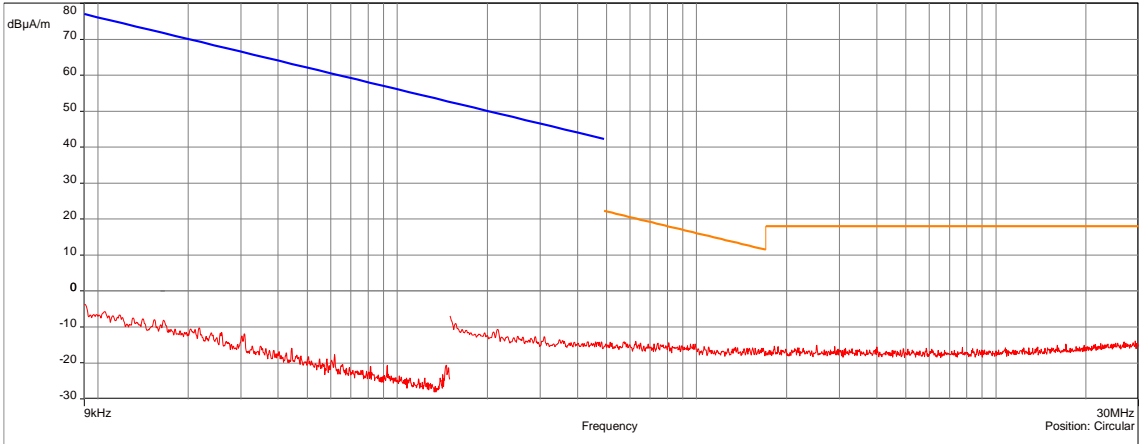
TRANSMITTER RADIATED SPURIOUS EMISSIONS AT FREQUENCIES <30MHZ - GRAPH				
RADIATED MEASUREMENT / ALL CHANNELS / RC2 / NOT SHIELDED / POSITION 3 / 45°				EMI4628
EUT mode:	Tx mode			T (°C): 24.9
Test Date:	08/09/2023			H (%): 45.0
Test Operator:	ATO			P (hPa): 1001
<div style="text-align: right; font-size: small;"> — FCC/FCC Part 15 §209 Tx - Moyenne/3.0m/ — FCC/FCC Part 15 §209 Tx - QCrête/3.0m/ — Meas.Peak </div> 				
POSITION	FREQUENCIES	RBW	VBW	DETECTOR
Circular	9kHz-150kHz	300Hz	1kHz	Peak
Circular	150kHz-1MHz	10kHz	30kHz	Peak
Circular	1MHz-30MHz	10kHz	30kHz	Peak
Configuration:	N/A			
Comments:	Limit indicated on these plots are calculated with 40 dB/decade extrapolation factor and 51.5dB conversion factor. No spurious emissions were detected.			
EUT modification(s): N/A				

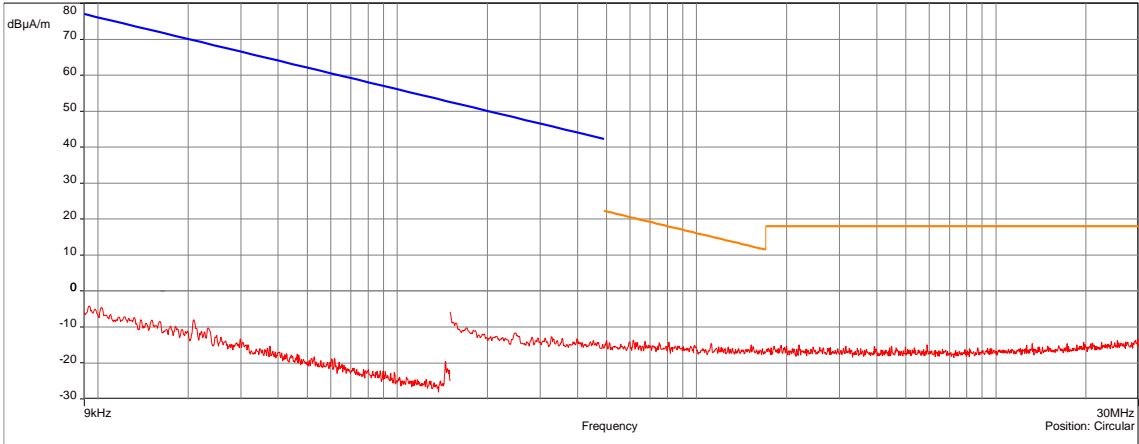
TRANSMITTER RADIATED SPURIOUS EMISSIONS AT FREQUENCIES <30MHz - GRAPH				
RADIATED MEASUREMENT / ALL CHANNELS / RC2 / NOT SHIELDED / POSITION 3 / 90°				EMI4629
EUT mode:	Tx mode			T (°C): 24.9
Test Date:	08/09/2023			H (%): 45.0
Test Operator:	ATO			P (hPa): 1001
				
POSITION	FREQUENCIES	RBW	VBW	DETECTOR
Circular	9kHz-150kHz	300Hz	1kHz	Peak
Circular	150kHz-1MHz	10kHz	30kHz	Peak
Circular	1MHz-30MHz	10kHz	30kHz	Peak
Configuration:	N/A			
Comments:	Limit indicated on these plots are calculated with 40 dB/decade extrapolation factor and 51.5dB conversion factor. No spurious emissions were detected.			
EUT modification(s): N/A				

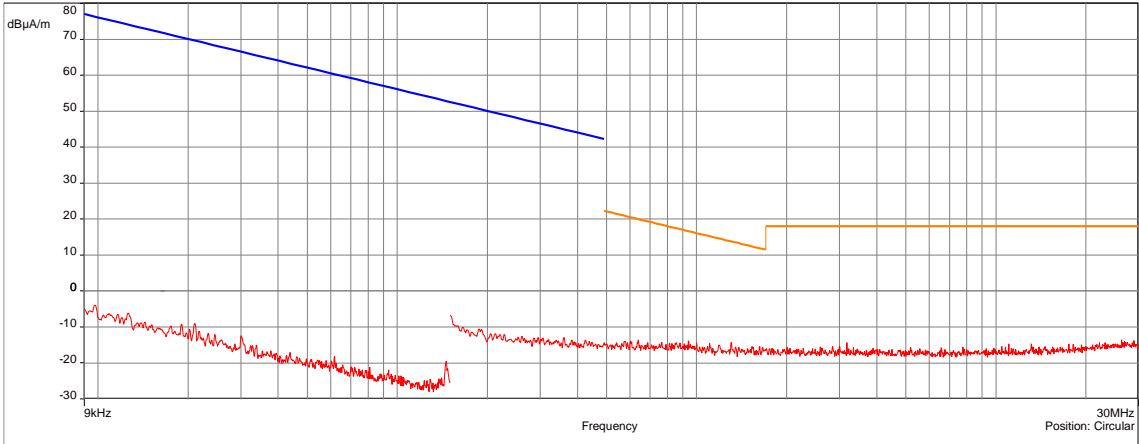
TRANSMITTER RADIATED SPURIOUS EMISSIONS AT FREQUENCIES <30MHz - GRAPH				
RADIATED MEASUREMENT / ALL CHANNELS / RC4 / NOT SHIELDED / POSITION 1 / 0°				EMI4636
EUT mode:	Tx mode			T (°C): 24.9
Test Date:	08/09/2023			H (%): 45.0
Test Operator:	ATO			P (hPa): 1001
<div style="text-align: right;"> — FCC/FCC Part 15 §209 Tx - Moyenne/3.0m/ — FCC/FCC Part 15 §209 Tx - QCrête/3.0m/ — Meas.Peak </div> 				
POSITION	FREQUENCIES	RBW	VBW	DETECTOR
Circular	9kHz-150kHz	300Hz	1kHz	Peak
Circular	150kHz-1MHz	10kHz	30kHz	Peak
Circular	1MHz-30MHz	10kHz	30kHz	Peak
Configuration:	N/A			
Comments:	Limit indicated on these plots are calculated with 40 dB/decade extrapolation factor and 51.5dB conversion factor. No spurious emissions were detected.			
EUT modification(s): N/A				

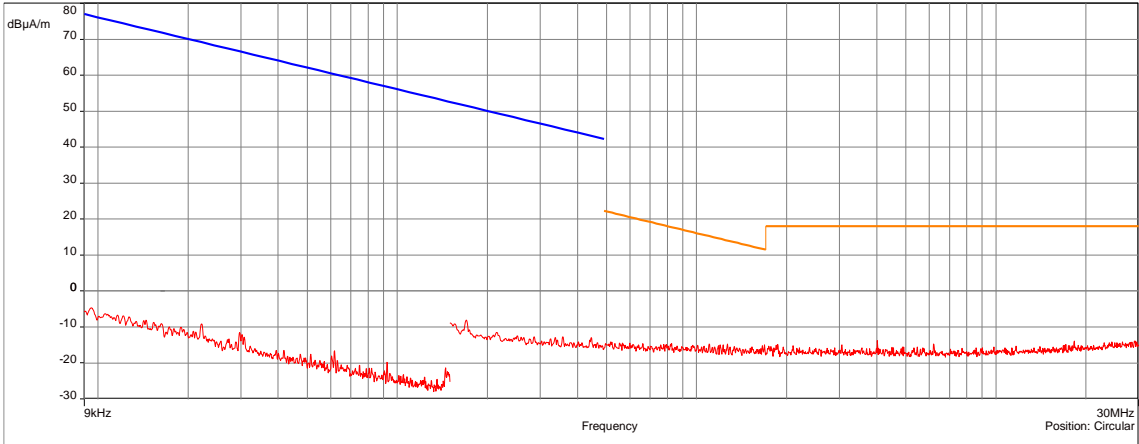
TRANSMITTER RADIATED SPURIOUS EMISSIONS AT FREQUENCIES <30MHz - GRAPH				
RADIATED MEASUREMENT / ALL CHANNELS / RC4 / NOT SHIELDED / POSITION 1 / 45°				EMI4637
EUT mode:	Tx mode			T (°C): 24.9
Test Date:	08/09/2023			H (%): 45.0
Test Operator:	ATO			P (hPa): 1001
<div style="text-align: right; font-size: small;"> — FCC/FCC Part 15 §209 Tx - Moyenne/3.0m/ — FCC/FCC Part 15 §209 Tx - QCrête/3.0m/ — Meas.Peak </div> 				
POSITION	FREQUENCIES	RBW	VBW	DETECTOR
Circular	9kHz-150kHz	300Hz	1kHz	Peak
Circular	150kHz-1MHz	10kHz	30kHz	Peak
Circular	1MHz-30MHz	10kHz	30kHz	Peak
Configuration:	N/A			
Comments:	Limit indicated on these plots are calculated with 40 dB/decade extrapolation factor and 51.5dB conversion factor. No spurious emissions were detected.			
EUT modification(s): N/A				

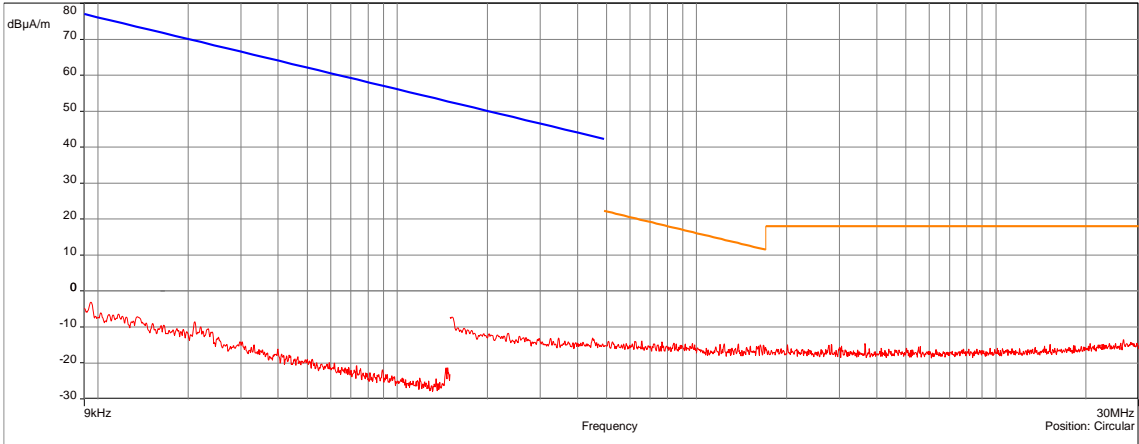
TRANSMITTER RADIATED SPURIOUS EMISSIONS AT FREQUENCIES <30MHz - GRAPH				
RADIATED MEASUREMENT / ALL CHANNELS / RC4 / NOT SHIELDED / POSITION 1 / 90°				EMI4638
EUT mode:	Tx mode			T (°C): 24.9
Test Date:	08/09/2023			H (%): 45.0
Test Operator:	ATO			P (hPa): 1001
 <p style="text-align: right;"> — FCC/FCC Part 15 §209 Tx - Moyenne/3.0m/ — FCC/FCC Part 15 §209 Tx - QCrête/3.0m/ — Meas. Peak </p>				
POSITION	FREQUENCIES	RBW	VBW	DETECTOR
Circular	9kHz-150kHz	300Hz	1kHz	Peak
Circular	150kHz-1MHz	10kHz	30kHz	Peak
Circular	1MHz-30MHz	10kHz	30kHz	Peak
Configuration:	N/A			
Comments:	Limit indicated on these plots are calculated with 40 dB/decade extrapolation factor and 51.5dB conversion factor. No spurious emissions were detected.			
EUT modification(s): N/A				

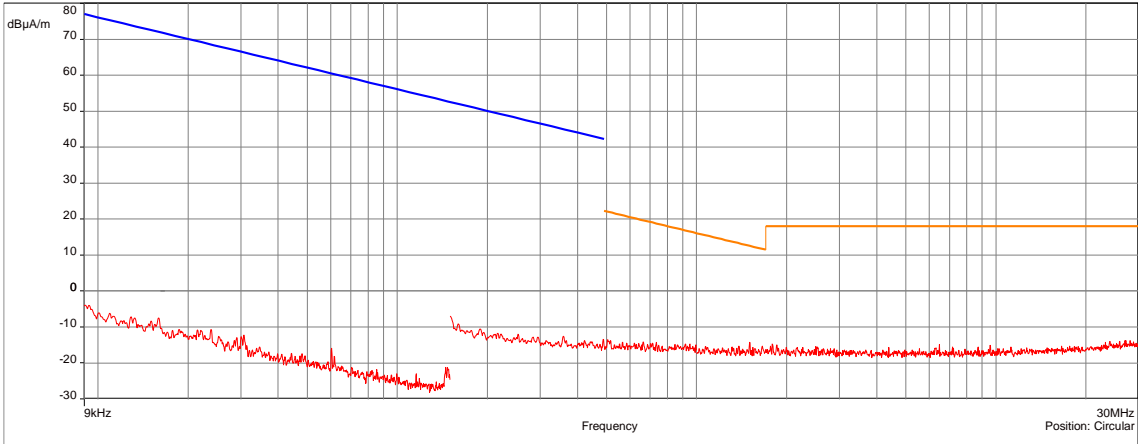
TRANSMITTER RADIATED SPURIOUS EMISSIONS AT FREQUENCIES <30MHz - GRAPH					
RADIATED MEASUREMENT / ALL CHANNELS / RC4 / NOT SHIELDED / POSITION 2 / 0°				EMI4639	
EUT mode:	Tx mode			T (°C):	24.9
Test Date:	08/09/2023			H (%):	45.0
Test Operator:	ATO			P (hPa):	1001
<div style="text-align: right; font-size: small;"> — FCC/FCC Part 15 §209 Tx - Moyenne/3.0m/ — FCC/FCC Part 15 §209 Tx - QCrête/3.0m/ — Meas.Peak </div> 					
POSITION	FREQUENCIES	RBW	VBW	DETECTOR	
Circular	9kHz-150kHz	300Hz	1kHz	Peak	
Circular	150kHz-1MHz	10kHz	30kHz	Peak	
Circular	1MHz-30MHz	10kHz	30kHz	Peak	
Configuration:	N/A				
Comments:	Limit indicated on these plots are calculated with 40 dB/decade extrapolation factor and 51.5dB conversion factor. No spurious emissions were detected.				
EUT modification(s): N/A					

TRANSMITTER RADIATED SPURIOUS EMISSIONS AT FREQUENCIES <30MHz - GRAPH				
RADIATED MEASUREMENT / ALL CHANNELS / RC4 / NOT SHIELDED / POSITION 2 / 45°				EMI4640
EUT mode:	Tx mode			T (°C): 24.9
Test Date:	08/09/2023			H (%): 45.0
Test Operator:	ATO			P (hPa): 1001
<div style="text-align: right; font-size: small;"> — FCC/FCC Part 15 §209 Tx - Moyenne/3.0m/ — FCC/FCC Part 15 §209 Tx - QCrête/3.0m/ — Meas.Peak </div> 				
POSITION	FREQUENCIES	RBW	VBW	DETECTOR
Circular	9kHz-150kHz	300Hz	1kHz	Peak
Circular	150kHz-1MHz	10kHz	30kHz	Peak
Circular	1MHz-30MHz	10kHz	30kHz	Peak
Configuration:	N/A			
Comments:	Limit indicated on these plots are calculated with 40 dB/decade extrapolation factor and 51.5dB conversion factor. No spurious emissions were detected.			
EUT modification(s): N/A				

TRANSMITTER RADIATED SPURIOUS EMISSIONS AT FREQUENCIES <30MHz - GRAPH				
RADIATED MEASUREMENT / ALL CHANNELS / RC4 / NOT SHIELDED / POSITION 2 / 90°				EMI4641
EUT mode:	Tx mode			T (°C): 24.9
Test Date:	08/09/2023			H (%): 45.0
Test Operator:	ATO			P (hPa): 1001
<div style="text-align: right; font-size: small;"> — FCC/FCC Part 15 §209 Tx - Moyenne/3.0m/ — FCC/FCC Part 15 §209 Tx - QCrête/3.0m/ — Meas.Peak </div> 				
POSITION	FREQUENCIES	RBW	VBW	DETECTOR
Circular	9kHz-150kHz	300Hz	1kHz	Peak
Circular	150kHz-1MHz	10kHz	30kHz	Peak
Circular	1MHz-30MHz	10kHz	30kHz	Peak
Configuration:	N/A			
Comments:	Limit indicated on these plots are calculated with 40 dB/decade extrapolation factor and 51.5dB conversion factor. No spurious emissions were detected.			
EUT modification(s): N/A				

TRANSMITTER RADIATED SPURIOUS EMISSIONS AT FREQUENCIES <30MHz - GRAPH				
RADIATED MEASUREMENT / ALL CHANNELS / RC4 / NOT SHIELDED / POSITION 3 / 0°				EMI4642
EUT mode:	Tx mode			T (°C): 24.9
Test Date:	08/09/2023			H (%): 45.0
Test Operator:	ATO			P (hPa): 1001
<div style="text-align: right; font-size: small;"> — FCC/FCC Part 15 §209 Tx - Moyenne/3.0m/ — FCC/FCC Part 15 §209 Tx - QCrête/3.0m/ — Meas.Peak </div> 				
POSITION	FREQUENCIES	RBW	VBW	DETECTOR
Circular	9kHz-150kHz	300Hz	1kHz	Peak
Circular	150kHz-1MHz	10kHz	30kHz	Peak
Circular	1MHz-30MHz	10kHz	30kHz	Peak
Configuration:	N/A			
Comments:	Limit indicated on these plots are calculated with 40 dB/decade extrapolation factor and 51.5dB conversion factor. No spurious emissions were detected.			
EUT modification(s): N/A				

TRANSMITTER RADIATED SPURIOUS EMISSIONS AT FREQUENCIES <30MHz - GRAPH				
RADIATED MEASUREMENT / ALL CHANNELS / RC4 / NOT SHIELDED / POSITION 3 / 45°				EMI4643
EUT mode:	Tx mode			T (°C): 24.9
Test Date:	08/09/2023			H (%): 45.0
Test Operator:	ATO			P (hPa): 1001
<div style="text-align: right; font-size: small;"> — FCC/FCC Part 15 §209 Tx - Moyenne/3.0m/ — FCC/FCC Part 15 §209 Tx - QCrête/3.0m/ — Meas.Peak </div> 				
POSITION	FREQUENCIES	RBW	VBW	DETECTOR
Circular	9kHz-150kHz	300Hz	1kHz	Peak
Circular	150kHz-1MHz	10kHz	30kHz	Peak
Circular	1MHz-30MHz	10kHz	30kHz	Peak
Configuration:	N/A			
Comments:	Limit indicated on these plots are calculated with 40 dB/decade extrapolation factor and 51.5dB conversion factor. No spurious emissions were detected.			
EUT modification(s): N/A				

TRANSMITTER RADIATED SPURIOUS EMISSIONS AT FREQUENCIES <30MHz - GRAPH				
RADIATED MEASUREMENT / ALL CHANNELS / RC4 / NOT SHIELDED / POSITION 3 / 90°				EMI4644
EUT mode:	Tx mode			T (°C): 24.9
Test Date:	08/09/2023			H (%): 45.0
Test Operator:	ATO			P (hPa): 1001
<div style="text-align: right; font-size: small;"> — FCC/FCC Part 15 §209 Tx - Moyenne/3.0m/ — FCC/FCC Part 15 §209 Tx - QCrête/3.0m/ — Meas.Peak </div> 				
POSITION	FREQUENCIES	RBW	VBW	DETECTOR
Circular	9kHz-150kHz	300Hz	1kHz	Peak
Circular	150kHz-1MHz	10kHz	30kHz	Peak
Circular	1MHz-30MHz	10kHz	30kHz	Peak
Configuration:	N/A			
Comments:	Limit indicated on these plots are calculated with 40 dB/decade extrapolation factor and 51.5dB conversion factor. No spurious emissions were detected.			
EUT modification(s): N/A				

7.4. Transmitter radiated spurious emissions at frequencies >30MHz

Reference standard:	FCC 47 CFR PART 15.247: 2020
Test method:	ANSI C63.10: 2013
<p>General test setup: EUT is set on an insulating support at 150cm above the ground reference plane. Measurement are done on a normalized test site by the substitution method.</p> <p>The test antenna is oriented in the two polarizations (vertical and horizontal), and the product is rotated at 360° in the horizontal plane (See photo(s) for initial position of the EUT(0°)). If applicable the test antenna was raised and lowered through the specified range of height until a maximum signal level is detected.</p> <p>For portable equipments a research of maximum level is done on the 3 axes. Only the highest levels are recorded.</p>	


TESTED CONFIGURATION	PARAMETER	SEVERITY	RESULT TAB.	VERDICT
Radiated measurement / All channels / RC2 / Not shielded / Position 1	30MHz-1GHz	15.209	EMI4620	PASS
Radiated measurement / All channels / RC2 / Not shielded / Position 2	30MHz-1GHz	15.209	EMI4622	PASS
Radiated measurement / All channels / RC2 / Not shielded / Position 3	30MHz-1GHz	15.209	EMI4624	PASS
Radiated measurement / All channels / RC4 / Not shielded / Position 1	30MHz-1GHz	15.209	EMI4612	PASS
Radiated measurement / All channels / RC4 / Not shielded / Position 2	30MHz-1GHz	15.209	EMI4617	PASS
Radiated measurement / All channels / RC4 / Not shielded / Position 3	30MHz-1GHz	15.209	EMI4619	PASS
Radiated measurement / All channels / RC2 / Shielded / Position 1 / For freq >1GHz	1GHz-10GHz	15.209	EMI4651	PASS
Radiated measurement / All channels / RC2 / Shielded / Position 2 / For freq >1GHz	1GHz-10GHz	15.209	EMI4652	PASS
Radiated measurement / All channels / RC2 / Shielded / Position 3 / For freq >1GHz	1GHz-10GHz	15.209	EMI4653	PASS
Radiated measurement / All channels / RC4 / Shielded / Position 1 / For freq >1GHz	1GHz-10GHz	15.209	EMI4648	PASS
Radiated measurement / All channels / RC4 / Shielded / Position 2 / For freq >1GHz	1GHz-10GHz	15.209	EMI4649	PASS
Radiated measurement / All channels / RC4 / Shielded / Position 3 / For freq >1GHz	1GHz-10GHz	15.209	EMI4650	PASS

LABORATORY PARAMETERS:	REQUIRED PRIOR TO THE TEST	DURING THE TEST
Ambient Temperature	15 to 35 °C	See Graph(s)
Relative Humidity	20 to 75 %	See Graph(s)
Atmospheric pressure	N/A	See Graph(s)
Test method deviation: N/A		
Supplementary information: N/A		

TEST EQUIPMENT USED					
CATEGORY	BRAND	TYPE	IDENTIFIER	CAL. DATE	CAL. DUE
Antenna	ETS lindgren	3142E	14523	27/01/2022	27/03/2025
Antenna	AARONIA	Powerlog 70180	15306	04/01/2023	04/03/2026
Attenuator	EMITECH	SUB.V3-H	14848	10/03/2023	10/05/2024
Attenuator	EMITECH	SUB.V3-V	14847	10/03/2023	10/05/2024
Cable	Techniwave	N-1.5m	18341	25/01/2022	25/03/2024
Cable	Techniwave	N-1.5m	18342	25/01/2022	25/03/2024
Cable	/	N-1m	3625	02/05/2023	02/07/2025
Cable	SUCOFLEX	N-3m	14378	17/08/2023	17/10/2025
Cable	SUCOFLEX	N-6,5m	14380	17/08/2023	17/10/2025
Cable	Techniwave	N-8m	18349	17/08/2023	17/10/2025
Filter	Micro-Tronics	HPM18865	12843	24/08/2021	24/10/2024
Multimeter	FLUKE	8808A	10382	16/05/2023	16/07/2024
Power supply	TTI	PL303QMD	8496		
Preamplifier	IMPULSE	CA118-546ACN	9169	15/06/2023	15/08/2024
Receiver	Rohde & Schwarz	ESW26	17791	08/02/2023	08/04/2024
Receiver	Rohde & Schwarz	FSW43	14830	10/08/2022	10/10/2024
Shielded enclosure	COMTEST	FAR-3m	18014	17/08/2021	17/10/2024
Shielded enclosure	COMTEST	SAC 3m	14494	08/07/2020	08/03/2024
Software	Nexio	BAT EMC	0000		
Thermohygrometer	Testo	608-H2	12269	07/06/2022	07/08/2024
Thermohygrometer	Bioblock Scientific	Météostar	0963	09/06/2021	09/02/2024

BAT-EMC software version: V3.18.0.26


Blank cells = Permanent validity




TEST SETUP PHOTO(S) - RADIATED MEASUREMENT / FOR FREQ >1GHZ




TEST SETUP PHOTO(S) - RADIATED MEASUREMENT / POSITION 1



TEST SETUP PHOTO(S) - RADIATED MEASUREMENT / POSITION 2



TEST SETUP PHOTO(S) - RADIATED MEASUREMENT / POSITION 3



TRANSMITTER RADIATED SPURIOUS EMISSIONS AT FREQUENCIES >30MHZ - TABULATED RESULTS						
RADIATED MEASUREMENT / ALL CHANNELS / RC2 / NOT SHIELDED / POSITION 1						EMI4620
Test Frequency (MHz)	Polarization	Detector (Pk/QP/Av)	Gain/Loss Factor (dB)	Level dB (µA)	Limit dB (µA)	Margin (dB)
N/A	N/A	N/A	N/A	N/A	N/A	N/A
Supplementary information: No spurious in restricted band. See Band-Edge Compliance						

TRANSMITTER RADIATED SPURIOUS EMISSIONS AT FREQUENCIES >30MHZ - TABULATED RESULTS						
RADIATED MEASUREMENT / ALL CHANNELS / RC2 / NOT SHIELDED / POSITION 2						EMI4621
Test Frequency (MHz)	Polarization	Detector (Pk/QP/Av)	Gain/Loss Factor (dB)	Level dB (µA)	Limit dB (µA)	Margin (dB)
N/A	N/A	N/A	N/A	N/A	N/A	N/A
Supplementary information: No spurious in restricted band. See Band-Edge Compliance						

TRANSMITTER RADIATED SPURIOUS EMISSIONS AT FREQUENCIES >30MHZ - TABULATED RESULTS						
RADIATED MEASUREMENT / ALL CHANNELS / RC2 / NOT SHIELDED / POSITION 3						EMI4622
Test Frequency (MHz)	Polarization	Detector (Pk/QP/Av)	Gain/Loss Factor (dB)	Level dB (µA)	Limit dB (µA)	Margin (dB)
N/A	N/A	N/A	N/A	N/A	N/A	N/A
Supplementary information: No spurious in restricted band. See Band-Edge Compliance						

TRANSMITTER RADIATED SPURIOUS EMISSIONS AT FREQUENCIES >30MHZ - TABULATED RESULTS						
RADIATED MEASUREMENT / ALL CHANNELS / RC4 / NOT SHIELDED / POSITION 1						EMI4612
Test Frequency (MHz)	Polarization	Detector (Pk/QP/Av)	Gain/Loss Factor (dB)	Level dB (µA)	Limit dB (µA)	Margin (dB)
N/A	N/A	N/A	N/A	N/A	N/A	N/A
Supplementary information: No spurious in restricted band. See Band-Edge Compliance						

TRANSMITTER RADIATED SPURIOUS EMISSIONS AT FREQUENCIES >30MHZ - TABULATED RESULTS						
RADIATED MEASUREMENT / ALL CHANNELS / RC4 / NOT SHIELDED / POSITION 2						EMI4617
Test Frequency (MHz)	Polarization	Detector (Pk/QP/Av)	Gain/Loss Factor (dB)	Level dB (µA)	Limit dB (µA)	Margin (dB)
N/A	N/A	N/A	N/A	N/A	N/A	N/A
Supplementary information: No spurious in restricted band. See Band-Edge Compliance						

TRANSMITTER RADIATED SPURIOUS EMISSIONS AT FREQUENCIES >30MHZ - TABULATED RESULTS						
RADIATED MEASUREMENT / ALL CHANNELS / RC4 / NOT SHIELDED / POSITION 3						EMI4619
Test Frequency (MHz)	Polarization	Detector (Pk/QP/Av)	Gain/Loss Factor (dB)	Level dB (µA)	Limit dB (µA)	Margin (dB)
N/A	N/A	N/A	N/A	N/A	N/A	N/A
Supplementary information: No spurious in restricted band. See Band-Edge Compliance						

TRANSMITTER RADIATED SPURIOUS EMISSIONS AT FREQUENCIES >30MHZ - TABULATED RESULTS						
RADIATED MEASUREMENT / ALL CHANNELS / RC2 / SHIELDED / POSITION 1 / FOR FREQ >1GHZ						EMI4651
Test Frequency (MHz)	Polarization	Detector (Pk/QP/Av)	Gain/Loss Factor (dB)	Level dB (µA)	Limit dB (µA)	Margin (dB)
6323.97	Vertical	Pk	-2.22	47.26	54.00	-6.74
7227.01	Vertical	Pk	-0.17	47.82	54.00	-6.18
9033.66	Vertical	Pk	2.17	49.91	54.00	-4.09
6323.67	Horizontal	Pk	-2.22	48.57	54.00	-5.43
Supplementary information: N/A						

TRANSMITTER RADIATED SPURIOUS EMISSIONS AT FREQUENCIES >30MHZ - TABULATED RESULTS						
RADIATED MEASUREMENT / ALL CHANNELS / RC2 / SHIELDED / POSITION 2 / FOR FREQ >1GHZ						EMI4652
Test Frequency (MHz)	Polarization	Detector (Pk/QP/Av)	Gain/Loss Factor (dB)	Level dB (µA)	Limit dB (µA)	Margin (dB)
6323.97	Vertical	Pk	-2.22	48.16	54.00	-5.84
5420.34	Horizontal	Pk	-4.14	47.92	54.00	-6.08
6323.67	Horizontal	Pk	-2.22	47.13	54.00	-6.87
7227.01	Horizontal	Av	-0.17	48.95	54.00	-5.05
Supplementary information: N/A						

TRANSMITTER RADIATED SPURIOUS EMISSIONS AT FREQUENCIES >30MHZ - TABULATED RESULTS						
RADIATED MEASUREMENT / ALL CHANNELS / RC2 / SHIELDED / POSITION 3 / FOR FREQ >1GHZ						EMI4653
Test Frequency (MHz)	Polarization	Detector (Pk/QP/Av)	Gain/Loss Factor (dB)	Level dB (µA)	Limit dB (µA)	Margin (dB)
6323.67	Vertical	Pk	-2.22	46.11	54.00	-7.89
7226.70	Vertical	Av	-0.18	48.83	54.00	-5.17
6323.67	Horizontal	Pk	-2.22	47.50	54.00	-6.50
7226.70	Horizontal	Pk	-0.18	47.89	54.00	-6.11
Supplementary information: N/A						

TRANSMITTER RADIATED SPURIOUS EMISSIONS AT FREQUENCIES >30MHZ - TABULATED RESULTS						
RADIATED MEASUREMENT / ALL CHANNELS / RC4 / SHIELDED / POSITION 1 / FOR FREQ >1GHZ						EMI4648
Test Frequency (MHz)	Polarization	Detector (Pk/QP/Av)	Gain/Loss Factor (dB)	Level dB (µA)	Limit dB (µA)	Margin (dB)
5528.35	Vertical	Pk	-3.98	45.73	54.00	-8.27
5528.05	Horizontal	Pk	-3.98	47.64	54.00	-6.36
6449.98	Horizontal	Av	-2.07	45.51	54.00	-8.49
Supplementary information: N/A						

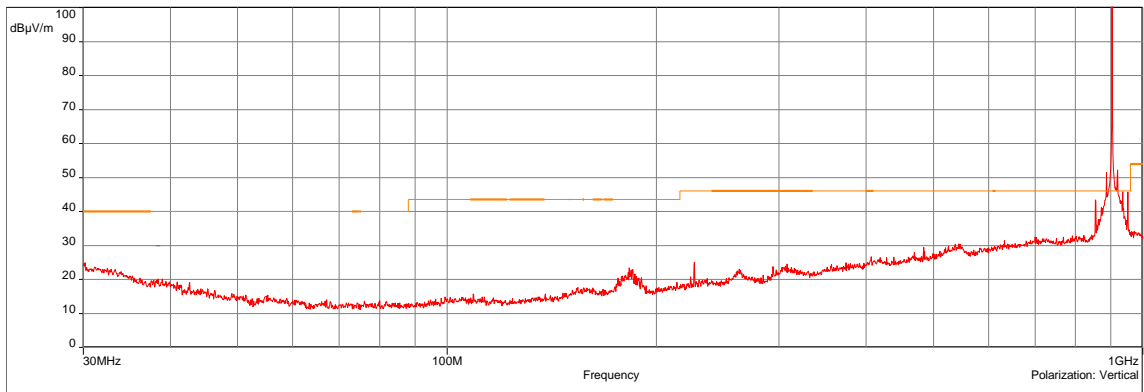
TRANSMITTER RADIATED SPURIOUS EMISSIONS AT FREQUENCIES >30MHz - TABULATED RESULTS						
RADIATED MEASUREMENT / ALL CHANNELS / RC4 / SHIELDED / POSITION 2 / FOR FREQ >1GHz						EMI4649
Test Frequency (MHz)	Polarization	Detector (Pk/QP/Av)	Gain/Loss Factor (dB)	Level dB (µA)	Limit dB (µA)	Margin (dB)
5527.75	Vertical	Pk	-3.98	46.98	54.00	-7.02
5528.35	Horizontal	Av	-3.98	46.76	54.00	-7.24
6449.68	Horizontal	Av	-2.07	46.19	54.00	-7.81
Supplementary information: N/A						

TRANSMITTER RADIATED SPURIOUS EMISSIONS AT FREQUENCIES >30MHz - TABULATED RESULTS						
RADIATED MEASUREMENT / ALL CHANNELS / RC4 / SHIELDED / POSITION 3 / FOR FREQ >1GHz						EMI4650
Test Frequency (MHz)	Polarization	Detector (Pk/QP/Av)	Gain/Loss Factor (dB)	Level dB (µA)	Limit dB (µA)	Margin (dB)
5528.35	Vertical	Pk	-3.98	46.80	54.00	-7.20
6449.68	Vertical	Av	-2.07	46.62	54.00	-7.38
5528.35	Horizontal	Pk	-3.98	48.42	54.00	-5.58
6449.38	Horizontal	Pk	-2.07	48.35	54.00	-5.65
Supplementary information: N/A						

TRANSMITTER RADIATED SPURIOUS EMISSIONS AT FREQUENCIES >30MHz - GRAPH

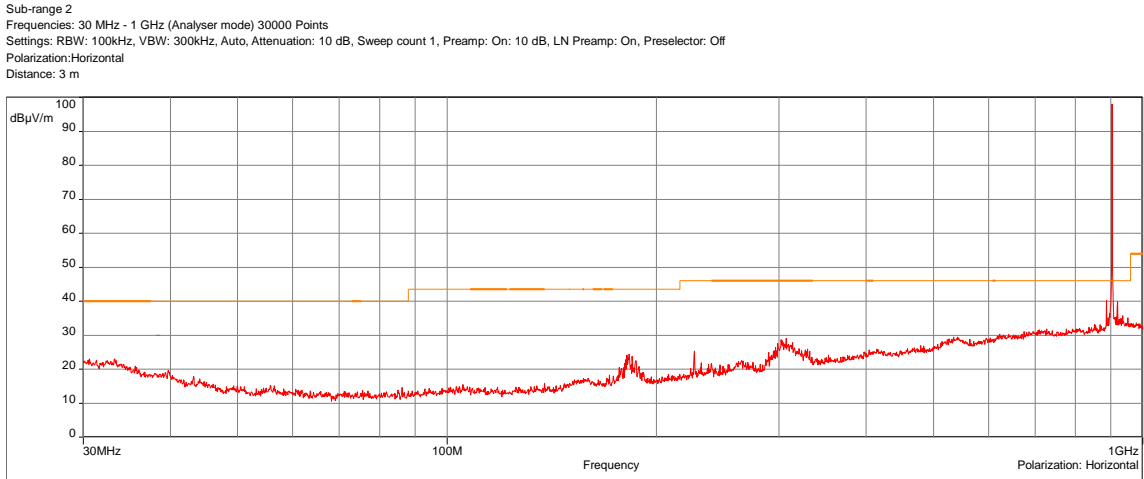
RADIATED MEASUREMENT / ALL CHANNELS / RC2 / NOT SHIELDED / POSITION 1		EMI4620	
EUT mode:	Modulated	T (°C):	23.5
Test Date:	08/09/2023	H (%):	49.5
Test Operator:	ATO	P (hPa):	1001

Sub-range 1
 Frequencies: 30 MHz - 1 GHz (Analyser mode) 30000 Points
 Settings: RBW: 100kHz, VBW: 300kHz, Auto, Attenuation: 10 dB, Sweep count 1, Preamp: On: 10 dB, LN Preamp: On, Preselector: Off
 Polarization: Vertical
 Distance: 3 m



Radiated measurement / All channels / RC2 / Not shielded / Position 1 - 4620

Sub-range 2
 Frequencies: 30 MHz - 1 GHz (Analyser mode) 30000 Points
 Settings: RBW: 100kHz, VBW: 300kHz, Auto, Attenuation: 10 dB, Sweep count 1, Preamp: On: 10 dB, LN Preamp: On, Preselector: Off
 Polarization: Horizontal
 Distance: 3 m



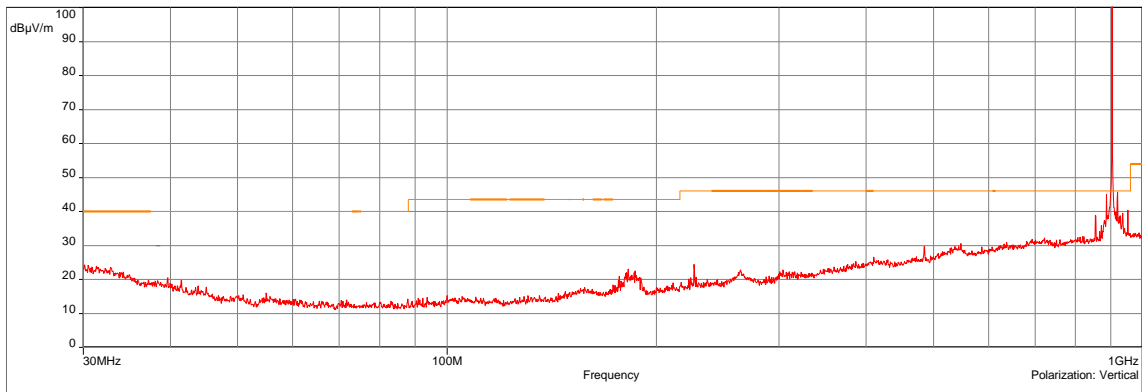
Radiated measurement / All channels / RC2 / Not shielded / Position 1 - 4620

POSITION	FREQUENCIES	RBW	VBW	DETECTOR
Vertical	30MHz-1GHz	100kHz	300kHz	Peak
Horizontal	30MHz-1GHz	100kHz	300kHz	Peak
Configuration:	N/A			
Comments:	Frequencies from 902.3MHz to 928MHz are the operating frequencies. No spurious emissions were detected.			
EUT modification(s): N/A				

TRANSMITTER RADIATED SPURIOUS EMISSIONS AT FREQUENCIES >30MHz - GRAPH

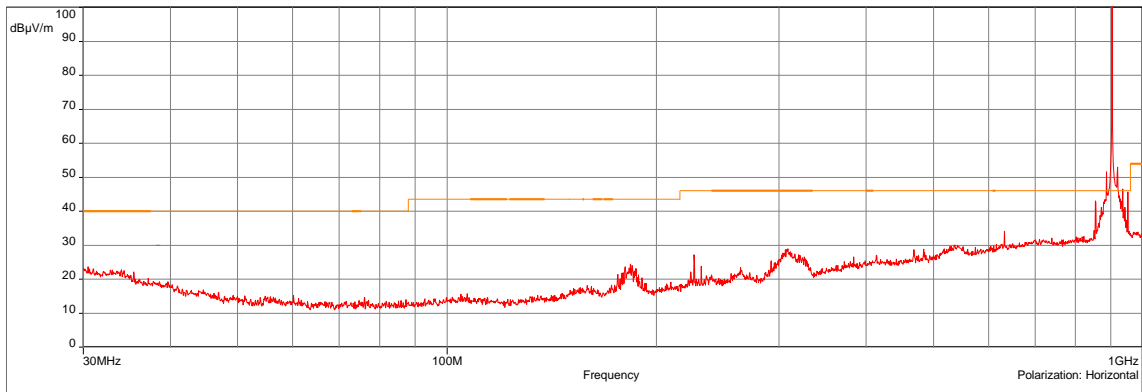
RADIATED MEASUREMENT / ALL CHANNELS / RC2 / NOT SHIELDED / POSITION 2		EMI4622	
EUT mode:	Tx mode	T (°C):	23.5
Test Date:	08/09/2023	H (%):	49.5
Test Operator:	ATO	P (hPa):	1001

Sub-range 1
 Frequencies: 30 MHz - 1 GHz (Analyser mode) 30000 Points
 Settings: RBW: 100kHz, VBW: 300kHz, Auto, Attenuation: 10 dB, Sweep count 1, Preamp: On: 10 dB, LN Preamp: On, Preselector: Off
 Polarization: Vertical
 Distance: 3 m



Radiated measurement / All channels / RC2 / Not shielded / Position 2 - 4622

Sub-range 2
 Frequencies: 30 MHz - 1 GHz (Analyser mode) 30000 Points
 Settings: RBW: 100kHz, VBW: 300kHz, Auto, Attenuation: 10 dB, Sweep count 1, Preamp: On: 10 dB, LN Preamp: On, Preselector: Off
 Polarization: Horizontal
 Distance: 3 m



Radiated measurement / All channels / RC2 / Not shielded / Position 2 - 4622

POSITION	FREQUENCIES	RBW	VBW	DETECTOR
Vertical	30MHz-1GHz	100kHz	300kHz	Peak
Horizontal	30MHz-1GHz	100kHz	300kHz	Peak

Configuration: N/A

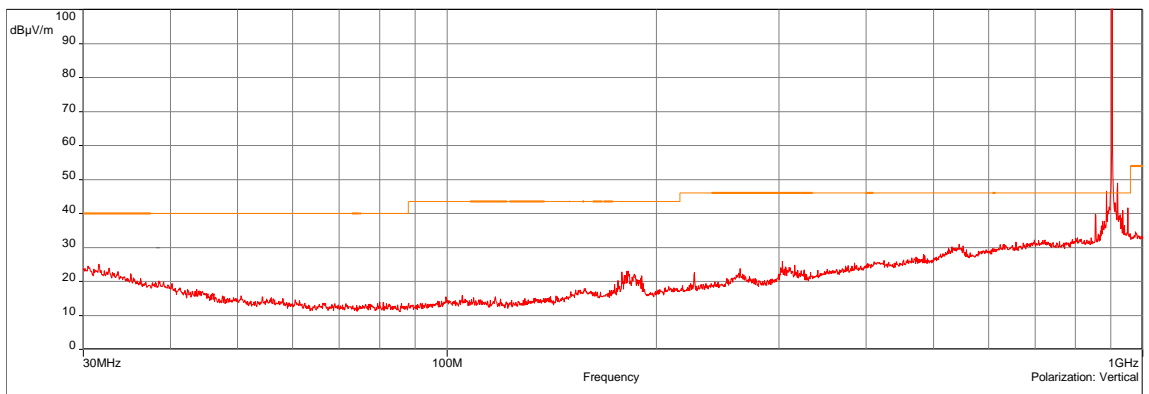
Comments: Frequencies from 902.3MHz to 928MHz are the operating frequencies.
 No spurious emissions were detected.

EUT modification(s): N/A

TRANSMITTER RADIATED SPURIOUS EMISSIONS AT FREQUENCIES >30MHz - GRAPH

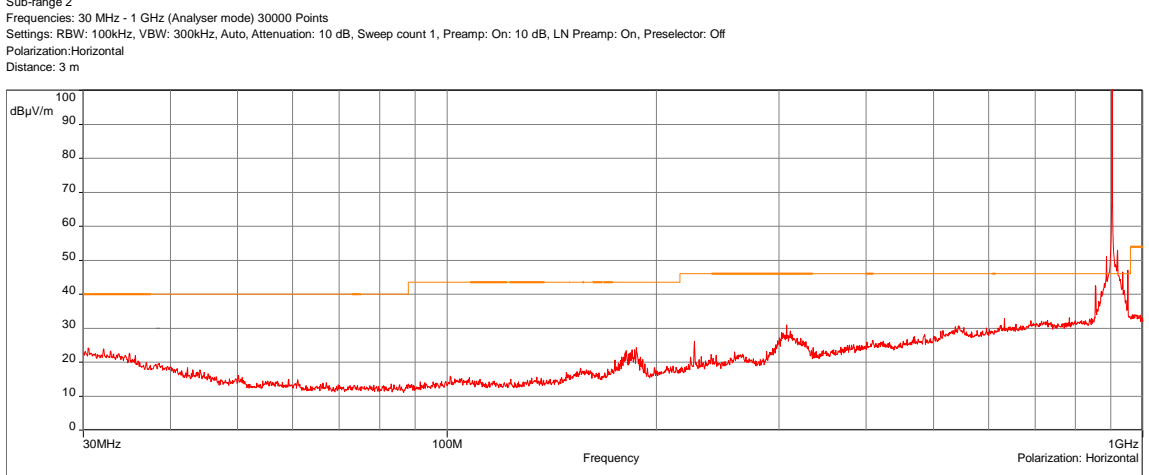
RADIATED MEASUREMENT / ALL CHANNELS / RC2 / NOT SHIELDED / POSITION 3		EMI4624	
EUT mode:	Modulated	T (°C):	23.5
Test Date:	08/09/2023	H (%):	49.5
Test Operator:	ATO	P (hPa):	1001

Sub-range 1
 Frequencies: 30 MHz - 1 GHz (Analyser mode) 30000 Points
 Settings: RBW: 100kHz, VBW: 300kHz, Auto, Attenuation: 10 dB, Sweep count 1, Preamp: On: 10 dB, LN Preamp: On, Preselector: Off
 Polarization: Vertical
 Distance: 3 m



Radiated measurement / All channels / RC2 / Not shielded / Position 3 - 4624

Sub-range 2
 Frequencies: 30 MHz - 1 GHz (Analyser mode) 30000 Points
 Settings: RBW: 100kHz, VBW: 300kHz, Auto, Attenuation: 10 dB, Sweep count 1, Preamp: On: 10 dB, LN Preamp: On, Preselector: Off
 Polarization: Horizontal
 Distance: 3 m



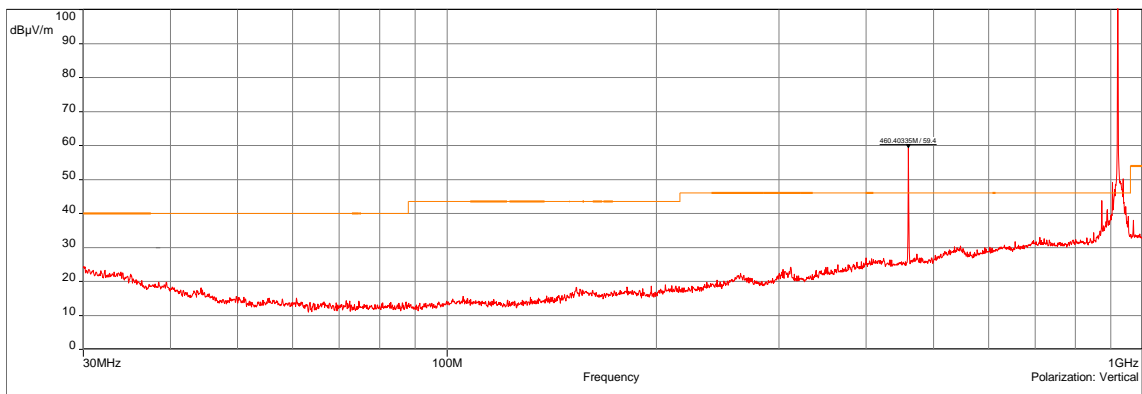
Radiated measurement / All channels / RC2 / Not shielded / Position 3 - 4624

POSITION	FREQUENCIES	RBW	VBW	DETECTOR
Vertical	30MHz-1GHz	100kHz	300kHz	Peak
Horizontal	30MHz-1GHz	100kHz	300kHz	Peak
Configuration:	N/A			
Comments:	Frequencies from 902.3MHz to 928MHz are the operating frequencies. No spurious emissions were detected.			
EUT modification(s): N/A				

TRANSMITTER RADIATED SPURIOUS EMISSIONS AT FREQUENCIES >30MHz - GRAPH

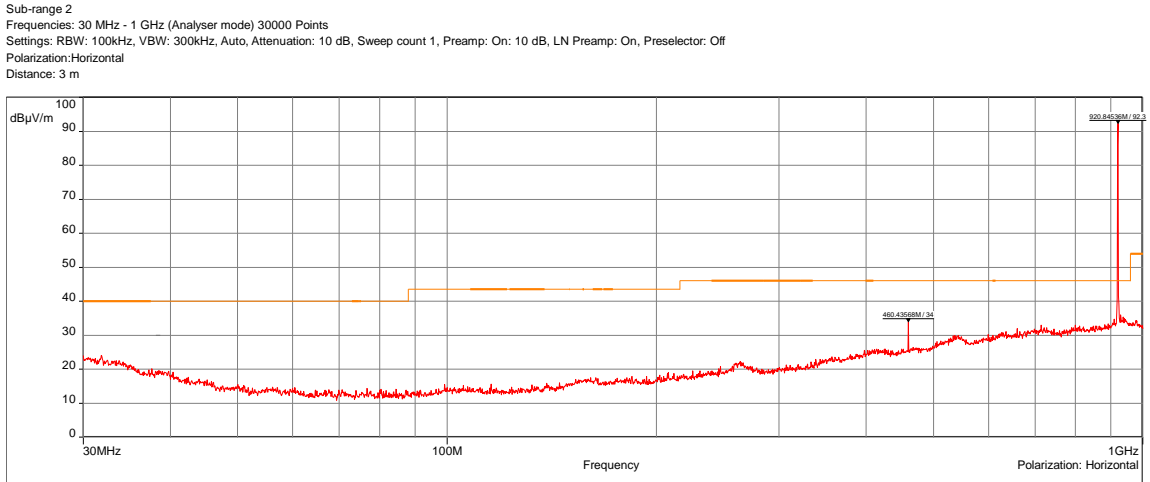
RADIATED MEASUREMENT / ALL CHANNELS / RC4 / NOT SHIELDED / POSITION 1		EMI4612	
EUT mode:	Modulated	T (°C):	23.5
Test Date:	08/09/2023	H (%):	49.5
Test Operator:	ATO	P (hPa):	1001

Sub-range 1
 Frequencies: 30 MHz - 1 GHz (Analyser mode) 30000 Points
 Settings: RBW: 100kHz, VBW: 300kHz, Auto, Attenuation: 10 dB, Sweep count 1, Preamp: On: 10 dB, LN Preamp: On, Preselector: Off
 Polarization: Vertical
 Distance: 3 m



Radiated measurement / All channels / RC4 / Not shielded / Position 1 - 4612

Sub-range 2
 Frequencies: 30 MHz - 1 GHz (Analyser mode) 30000 Points
 Settings: RBW: 100kHz, VBW: 300kHz, Auto, Attenuation: 10 dB, Sweep count 1, Preamp: On: 10 dB, LN Preamp: On, Preselector: Off
 Polarization: Horizontal
 Distance: 3 m



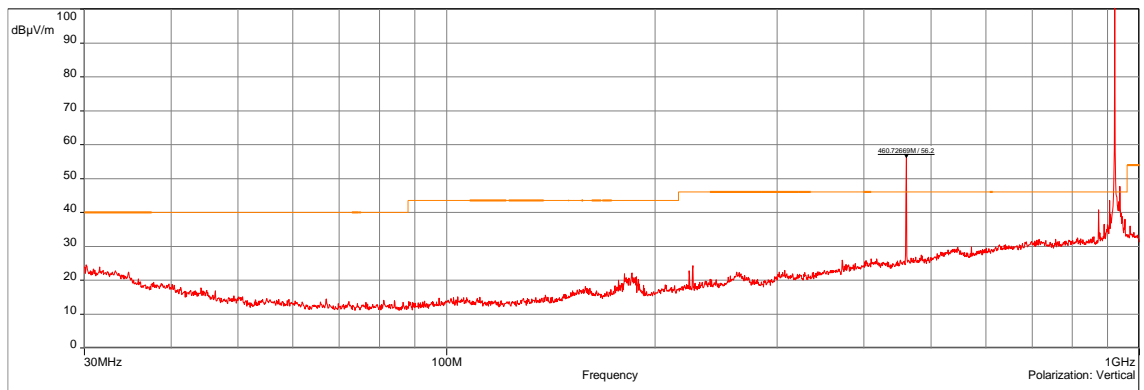
Radiated measurement / All channels / RC4 / Not shielded / Position 1 - 4612

POSITION	FREQUENCIES	RBW	VBW	DETECTOR
Vertical	30MHz-1GHz	100kHz	300kHz	Peak
Horizontal	30MHz-1GHz	100kHz	300kHz	Peak
Configuration:	N/A			
Comments:	Frequencies from 902.3MHz to 928MHz are the operating frequencies. No spurious emissions were detected.			

EUT modification(s): N/A

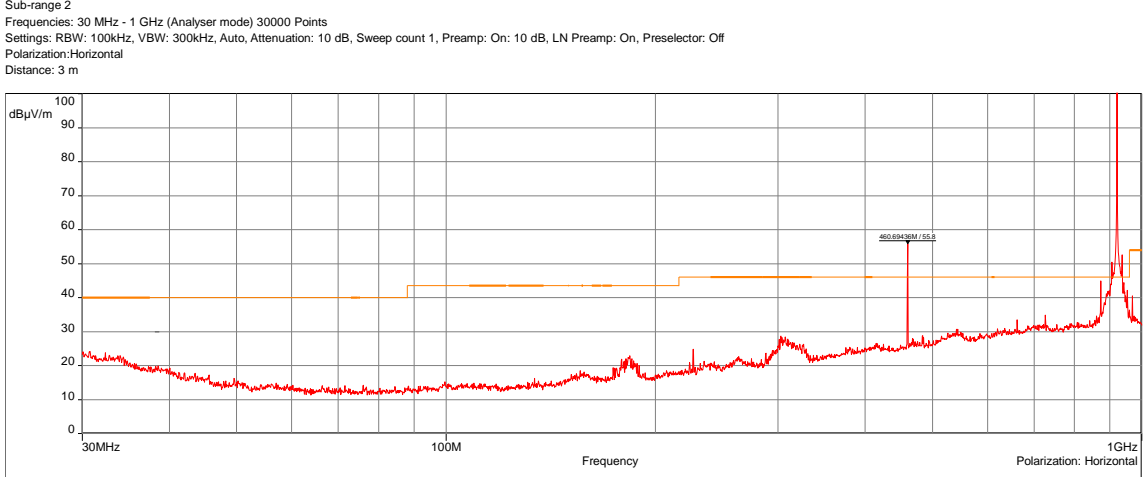
TRANSMITTER RADIATED SPURIOUS EMISSIONS AT FREQUENCIES >30MHz - GRAPH			
RADIATED MEASUREMENT / ALL CHANNELS / RC4 / NOT SHIELDED / POSITION 2			EMI4617
EUT mode:	Modulated		T (°C): 23.5
Test Date:	08/09/2023		H (%): 49.5
Test Operator:	ATO		P (hPa): 1001

Sub-range 1
 Frequencies: 30 MHz - 1 GHz (Analyser mode) 30000 Points
 Settings: RBW: 100kHz, VBW: 300kHz, Auto, Attenuation: 10 dB, Sweep count 1, Preamp: On: 10 dB, LN Preamp: On, Preselector: Off
 Polarization: Vertical
 Distance: 3 m



Radiated measurement / All channels / RC4 / Not shielded / Position 2 - 4617

Sub-range 2
 Frequencies: 30 MHz - 1 GHz (Analyser mode) 30000 Points
 Settings: RBW: 100kHz, VBW: 300kHz, Auto, Attenuation: 10 dB, Sweep count 1, Preamp: On: 10 dB, LN Preamp: On, Preselector: Off
 Polarization: Horizontal
 Distance: 3 m



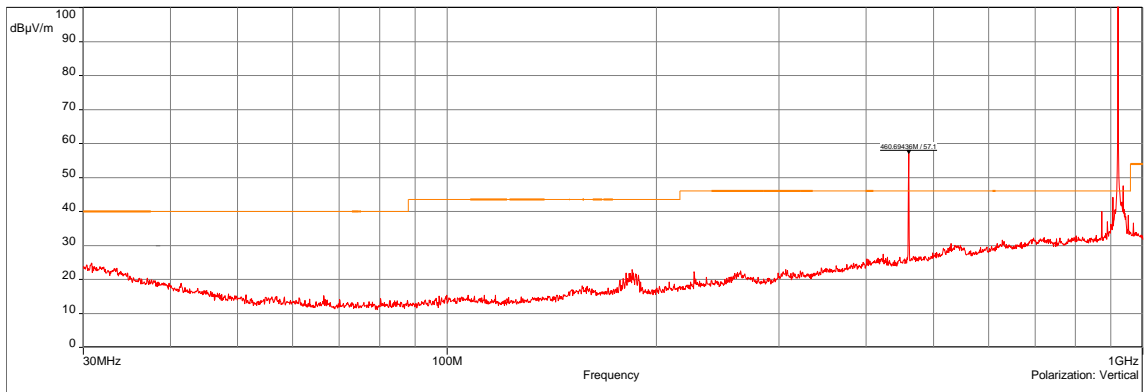
Radiated measurement / All channels / RC4 / Not shielded / Position 2 - 4617

POSITION	FREQUENCIES	RBW	VBW	DETECTOR
Vertical	30MHz-1GHz	100kHz	300kHz	Peak
Horizontal	30MHz-1GHz	100kHz	300kHz	Peak
Configuration:	N/A			
Comments:	Frequencies from 902.3MHz to 928MHz are the operating frequencies. No spurious emissions were detected.			
EUT modification(s):	N/A			

TRANSMITTER RADIATED SPURIOUS EMISSIONS AT FREQUENCIES >30MHz - GRAPH

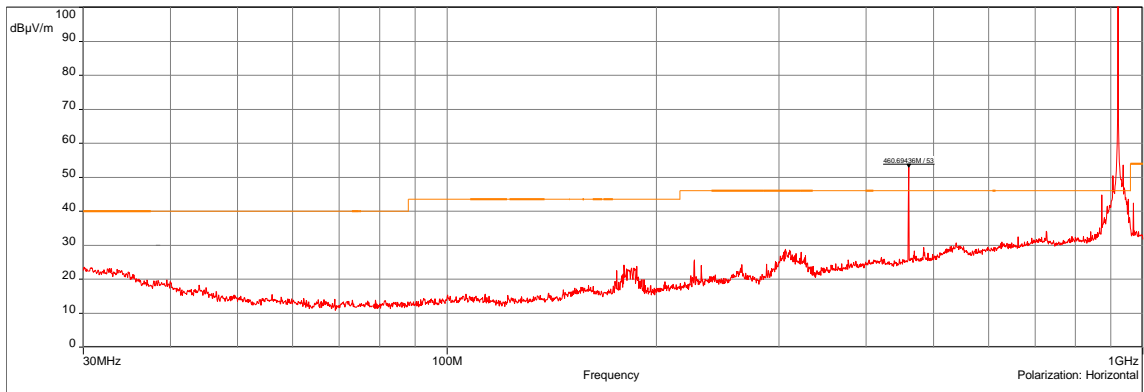
RADIATED MEASUREMENT / ALL CHANNELS / RC4 / NOT SHIELDED / POSITION 3		EMI4619	
EUT mode:	Tx mode	T (°C):	23.5
Test Date:	08/09/2023	H (%):	49.5
Test Operator:	ATO	P (hPa):	1001

Sub-range 1
 Frequencies: 30 MHz - 1 GHz (Analyser mode) 30000 Points
 Settings: RBW: 100kHz, VBW: 300kHz, Auto, Attenuation: 10 dB, Sweep count 1, Preamp: On: 10 dB, LN Preamp: On, Preselector: Off
 Polarization: Vertical
 Distance: 3 m



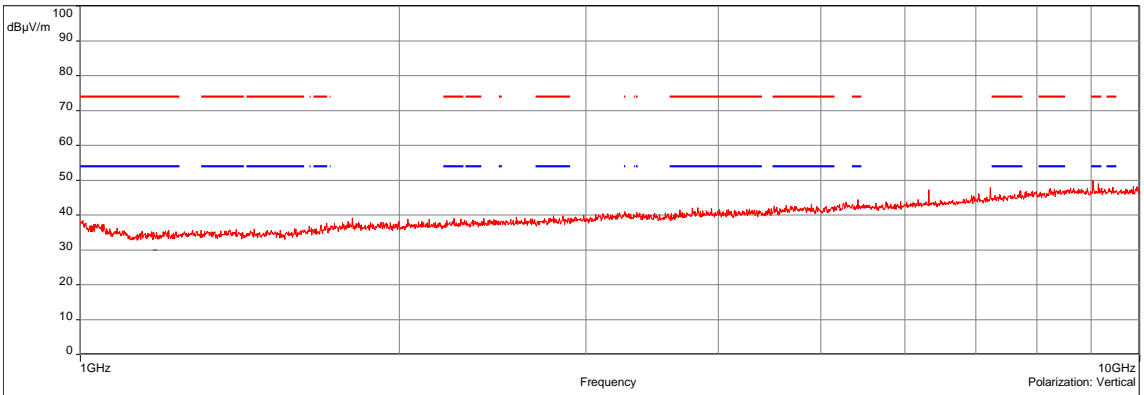
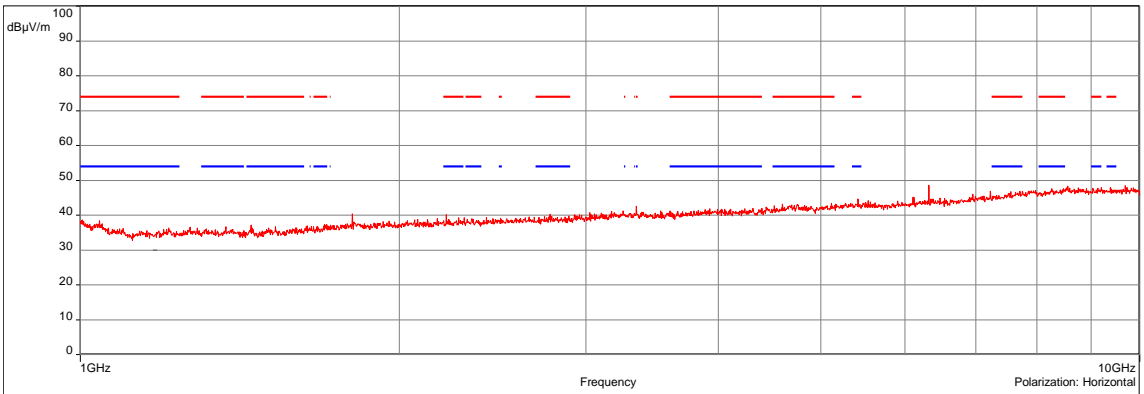
Radiated measurement / All channels / RC4 / Not shielded / Position 3 - 4619

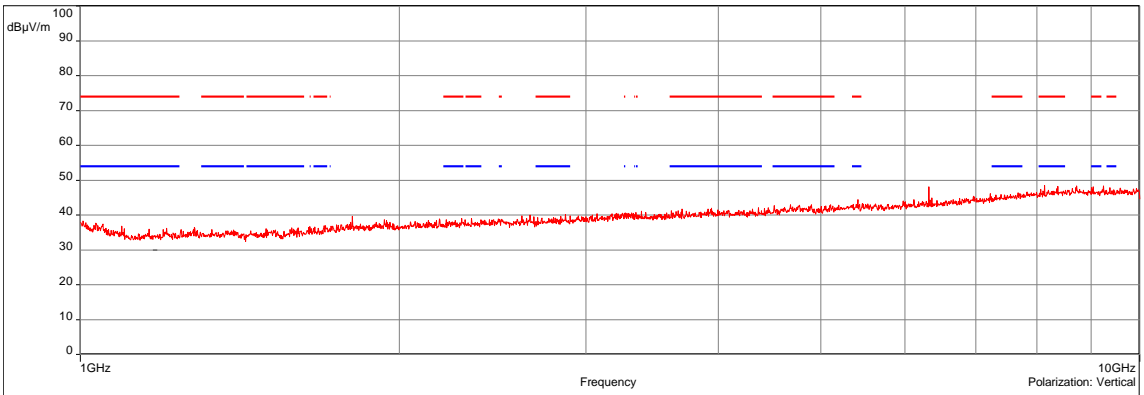
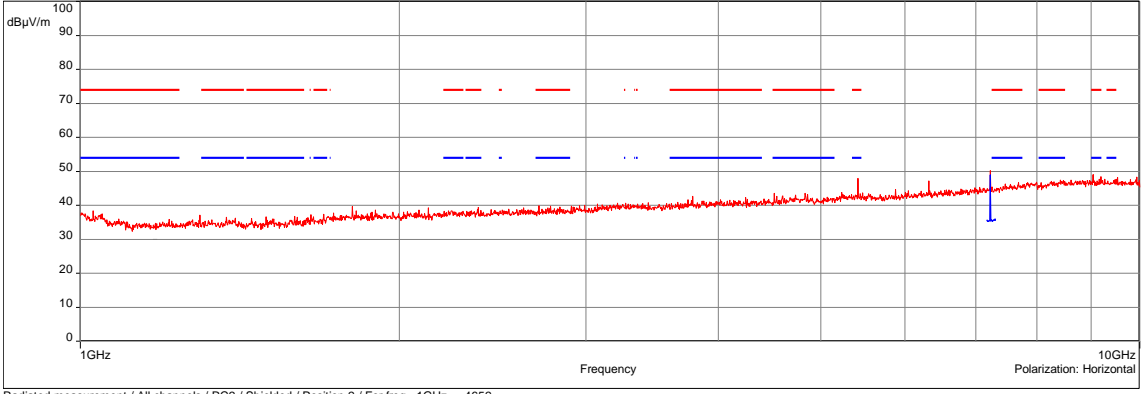
Sub-range 2
 Frequencies: 30 MHz - 1 GHz (Analyser mode) 30000 Points
 Settings: RBW: 100kHz, VBW: 300kHz, Auto, Attenuation: 10 dB, Sweep count 1, Preamp: On: 10 dB, LN Preamp: On, Preselector: Off
 Polarization: Horizontal
 Distance: 3 m

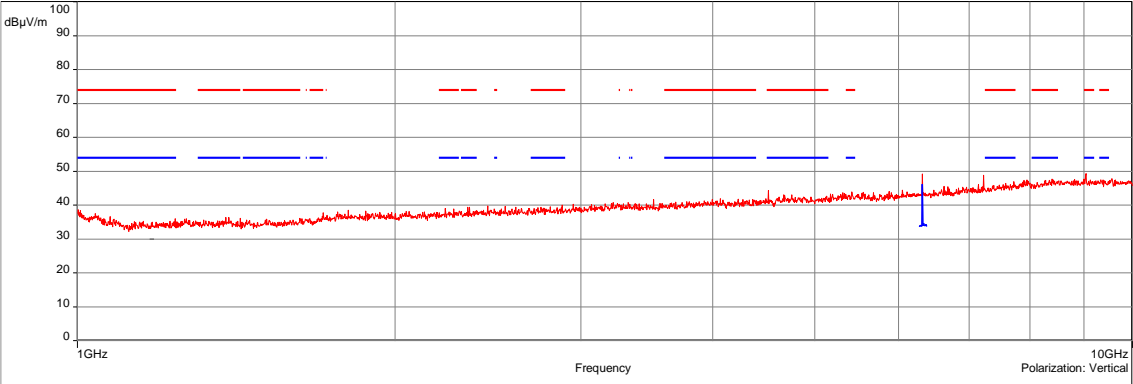
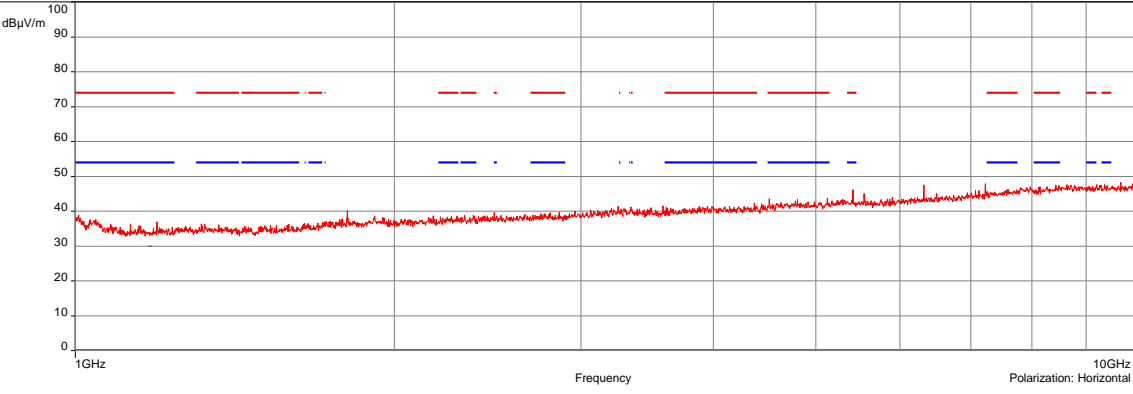


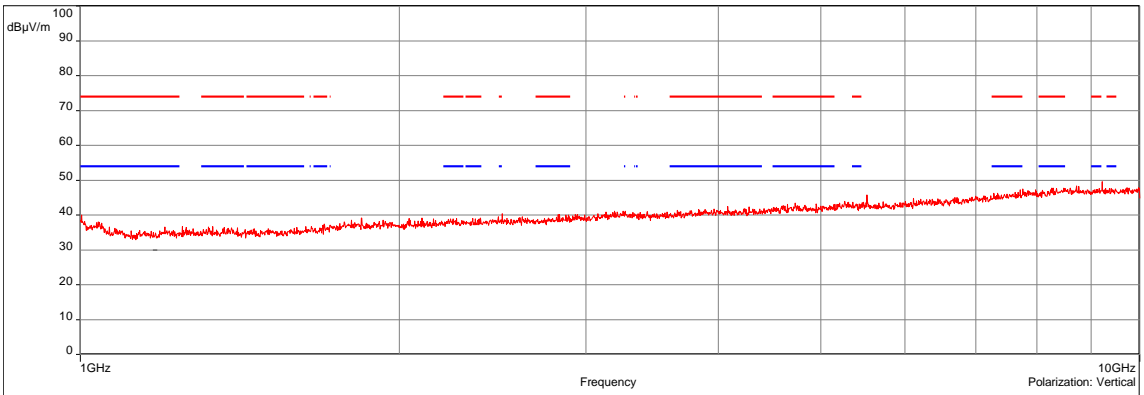
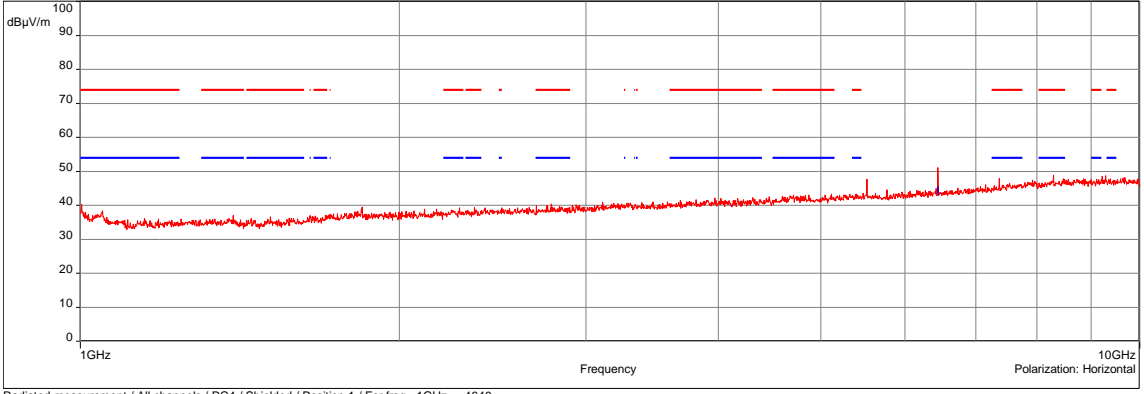
Radiated measurement / All channels / RC4 / Not shielded / Position 3 - 4619

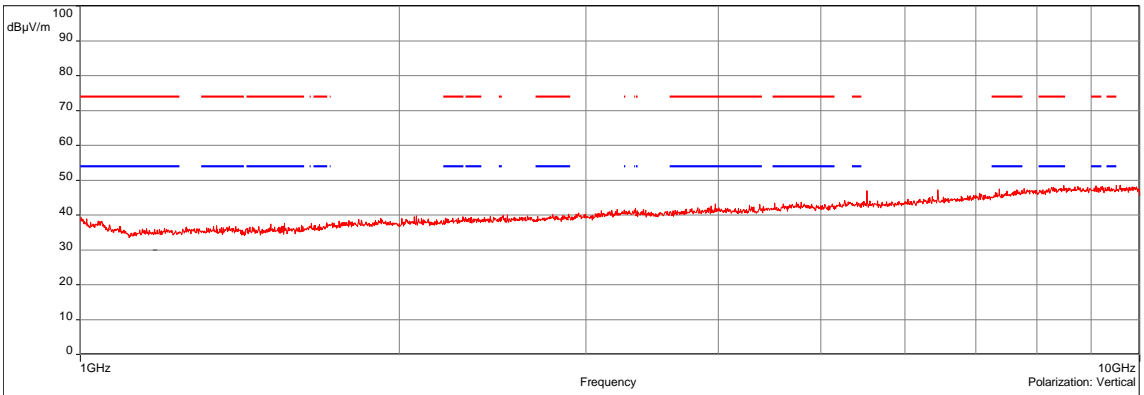
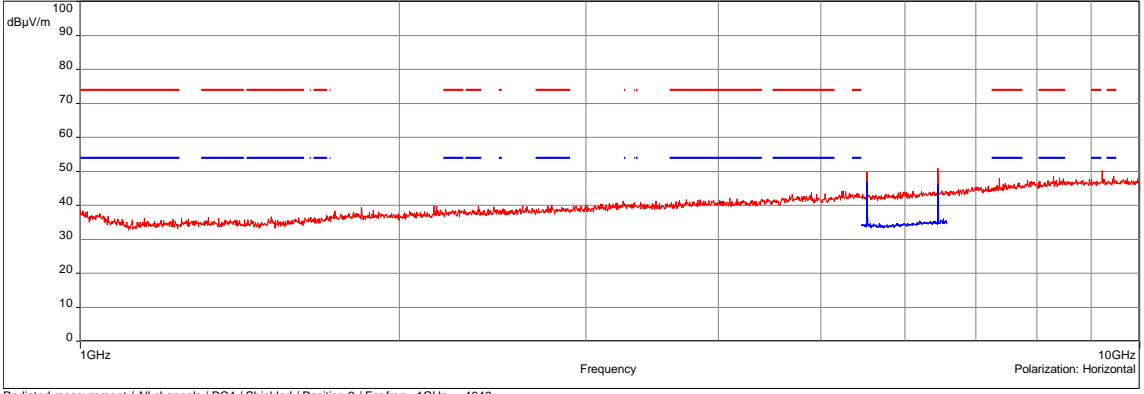
POSITION	FREQUENCIES	RBW	VBW	DETECTOR
Vertical	30MHz-1GHz	100kHz	300kHz	Peak
Horizontal	30MHz-1GHz	100kHz	300kHz	Peak
Configuration:	N/A			
Comments:	Frequencies from 902.3MHz to 928MHz are the operating frequencies. No spurious emissions were detected.			
EUT modification(s): N/A				

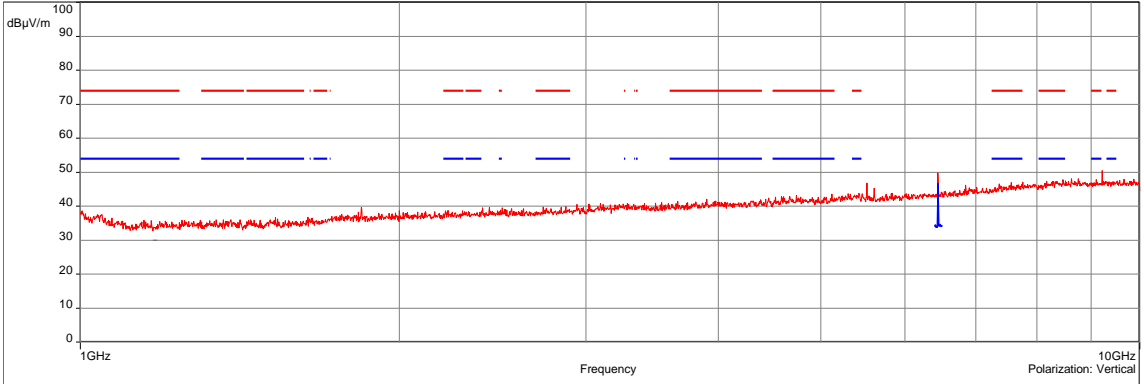
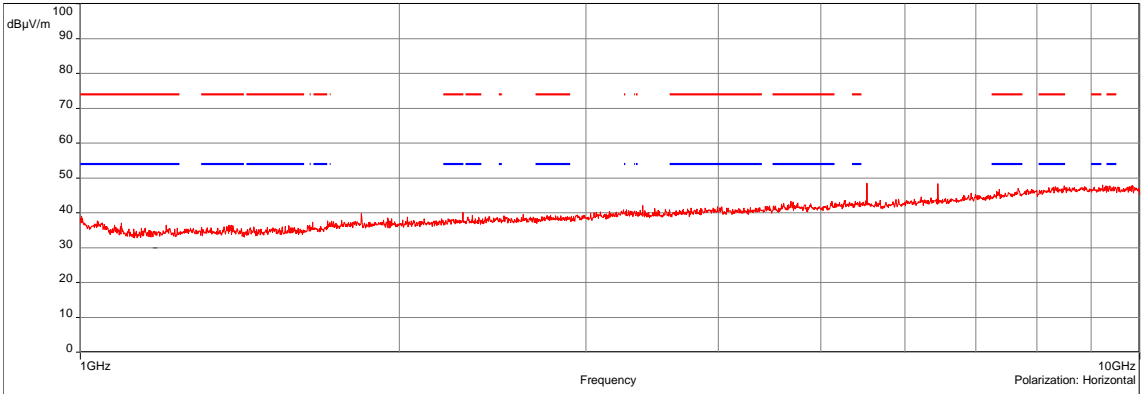
TRANSMITTER RADIATED SPURIOUS EMISSIONS AT FREQUENCIES >30MHz - GRAPH					
RADIATED MEASUREMENT / ALL CHANNELS / RC2 / SHIELDED / POSITION 1 / FOR FREQ >1GHz				EMI4651	
EUT mode:	Modulated			T (°C):	23.5
Test Date:	08/09/2023			H (%):	49.5
Test Operator:	ATO			P (hPa):	1001
<p style="text-align: right;"> — FCC/15.205: 2018 restricted bands + 15.209 - Moyenne/3.0m/ — FCC/15.205: 2018 restricted bands + 15.209 - QCrête/3.0m/ — FCC/15.205: 2018 restricted bands + 15.209 - Crête/3.0m/ — Meas.Peak (Vertical) </p> <p>Sub-range 1 Frequencies: 1 GHz - 10 GHz (Analyser mode) 30000 Points Settings: RBW: 1MHz, VBW: 3MHz, Auto, Attenuation: 10 dB, Sweep count 1, Preamp: Off, LN Preamp: Off, Preselector: Off Polarization: Vertical Distance: 3 m</p>  <p style="text-align: center;">Radiated measurement / All channels / RC2 / Shielded / Position 1 / For freq >1GHz - 4651</p> <p style="text-align: right;"> — FCC/15.205: 2018 restricted bands + 15.209 - Moyenne/3.0m/ — FCC/15.205: 2018 restricted bands + 15.209 - QCrête/3.0m/ — FCC/15.205: 2018 restricted bands + 15.209 - Crête/3.0m/ — Meas.Peak (Horizontal) </p> <p>Sub-range 2 Frequencies: 1 GHz - 10 GHz (Analyser mode) 30000 Points Settings: RBW: 1MHz, VBW: 3MHz, Auto, Attenuation: 10 dB, Sweep count 1, Preamp: Off, LN Preamp: Off, Preselector: Off Polarization: Horizontal Distance: 3 m</p>  <p style="text-align: center;">Radiated measurement / All channels / RC2 / Shielded / Position 1 / For freq >1GHz - 4651</p>					
POSITION	FREQUENCIES	RBW	VBW	DETECTOR	
Vertical	1GHz-10GHz	1MHz	3MHz	Peak	
Horizontal	1GHz-10GHz	1MHz	3MHz	Peak	
Configuration:	N/A				
Comments:	No spurious emissions were detected.				
EUT modification(s): N/A					

TRANSMITTER RADIATED SPURIOUS EMISSIONS AT FREQUENCIES >30MHz - GRAPH					
RADIATED MEASUREMENT / ALL CHANNELS / RC2 / SHIELDED / POSITION 2 / FOR FREQ >1GHz				EMI4652	
EUT mode:	Modulated			T (°C):	23.5
Test Date:	08/09/2023			H (%):	49.5
Test Operator:	ATO			P (hPa):	1001
<p style="text-align: right;"> — FCC/15.205: 2018 restricted bands + 15.209 - Moyenne/3.0m/ — FCC/15.205: 2018 restricted bands + 15.209 - QCrête/3.0m/ — FCC/15.205: 2018 restricted bands + 15.209 - Crête/3.0m/ — Meas.Peak (Vertical) </p> <p>Sub-range 1 Frequencies: 1 GHz - 10 GHz (Analyser mode) 30000 Points Settings: RBW: 1MHz, VBW: 3MHz, Auto, Attenuation: 10 dB, Sweep count 1, Preamp: Off, LN Preamp: Off, Preselector: Off Polarization:Vertical Distance: 3 m</p>  <p style="text-align: center;">Radiated measurement / All channels / RC2 / Shielded / Position 2 / For freq >1GHz - 4652</p> <p style="text-align: right;"> — FCC/15.205: 2018 restricted bands + 15.209 - Moyenne/3.0m/ — FCC/15.205: 2018 restricted bands + 15.209 - QCrête/3.0m/ — FCC/15.205: 2018 restricted bands + 15.209 - Crête/3.0m/ — Meas.Peak (Horizontal) — Meas.Avg (Horizontal) </p> <p>Sub-range 2 Frequencies: 1 GHz - 10 GHz (Analyser mode) 30000 Points Settings: RBW: 1MHz, VBW: 3MHz, Auto, Attenuation: 10 dB, Sweep count 1, Preamp: Off, LN Preamp: Off, Preselector: Off Polarization:Horizontal Distance: 3 m</p>  <p style="text-align: center;">Radiated measurement / All channels / RC2 / Shielded / Position 2 / For freq >1GHz - 4652</p>					
POSITION	FREQUENCIES	RBW	VBW	DETECTOR	
Vertical	1GHz-10GHz	1MHz	3MHz	Peak	
Horizontal	1GHz-10GHz	1MHz	3MHz	Peak; Avg	
Configuration:	N/A				
Comments:	N/A				
EUT modification(s): N/A					

TRANSMITTER RADIATED SPURIOUS EMISSIONS AT FREQUENCIES >30MHZ - GRAPH					
RADIATED MEASUREMENT / ALL CHANNELS / RC2 / SHIELDED / POSITION 3 / FOR FREQ >1GHZ				EMI4653	
EUT mode:	Modulated			T (°C):	23.5
Test Date:	08/09/2023			H (%):	49.5
Test Operator:	ATO			P (hPa):	1001
<p style="text-align: right;"> — FCC/15.205: 2018 restricted bands + 15.209 - Moyenne/3.0m/ — FCC/15.205: 2018 restricted bands + 15.209 - QCrête/3.0m/ — FCC/15.205: 2018 restricted bands + 15.209 - Crête/3.0m/ — Meas.Peak (Vertical) — Meas.Avg (Vertical) </p> <p>Sub-range 1 Frequencies: 1 GHz - 10 GHz (Analyser mode) 30000 Points Settings: RBW: 1MHz, VBW: 3MHz, Auto, Attenuation: 10 dB, Sweep count 1, Preamp: Off, LN Preamp: Off, Preselector: Off Polarization: Vertical Distance: 3 m</p>  <p style="text-align: center;">Radiated measurement / All channels / RC2 / Shielded / Position 3 / For freq >1GHz - 4653</p> <p style="text-align: right;"> — FCC/15.205: 2018 restricted bands + 15.209 - Moyenne/3.0m/ — FCC/15.205: 2018 restricted bands + 15.209 - QCrête/3.0m/ — FCC/15.205: 2018 restricted bands + 15.209 - Crête/3.0m/ — Meas.Peak (Horizontal) </p> <p>Sub-range 2 Frequencies: 1 GHz - 10 GHz (Analyser mode) 30000 Points Settings: RBW: 1MHz, VBW: 3MHz, Auto, Attenuation: 10 dB, Sweep count 1, Preamp: Off, LN Preamp: Off, Preselector: Off Polarization: Horizontal Distance: 3 m</p>  <p style="text-align: center;">Radiated measurement / All channels / RC2 / Shielded / Position 3 / For freq >1GHz - 4653</p>					
POSITION	FREQUENCIES	RBW	VBW	DETECTOR	
Vertical	1GHz-10GHz	1MHz	3MHz	Peak; Avg	
Horizontal	1GHz-10GHz	1MHz	3MHz	Peak	
Configuration:	N/A				
Comments:	N/A				
EUT modification(s): N/A					

TRANSMITTER RADIATED SPURIOUS EMISSIONS AT FREQUENCIES >30MHz - GRAPH					
RADIATED MEASUREMENT / ALL CHANNELS / RC4 / SHIELDED / POSITION 1 / FOR FREQ >1GHz				EMI4648	
EUT mode:	Modulated			T (°C):	23.5
Test Date:	08/09/2023			H (%):	49.5
Test Operator:	ATO			P (hPa):	1001
<p style="text-align: right;"> — FCC/15.205: 2018 restricted bands + 15.209 - Moyenne/3.0m/ — FCC/15.205: 2018 restricted bands + 15.209 - QCrête/3.0m/ — FCC/15.205: 2018 restricted bands + 15.209 - Crête/3.0m/ — Meas.Peak (Vertical) </p> <p>Sub-range 1 Frequencies: 1 GHz - 10 GHz (Analyser mode) 30000 Points Settings: RBW: 1MHz, VBW: 3MHz, Auto, Attenuation: 10 dB, Sweep count 1, Preamp: Off, LN Preamp: Off, Preselector: Off Polarization:Vertical Distance: 3 m</p>  <p style="text-align: center;">Radiated measurement / All channels / RC4 / Shielded / Position 1 / For freq >1GHz - 4648</p> <p style="text-align: right;"> — FCC/15.205: 2018 restricted bands + 15.209 - Moyenne/3.0m/ — FCC/15.205: 2018 restricted bands + 15.209 - QCrête/3.0m/ — FCC/15.205: 2018 restricted bands + 15.209 - Crête/3.0m/ — Meas.Peak (Horizontal) — Meas.Avg (Horizontal) </p> <p>Sub-range 2 Frequencies: 1 GHz - 10 GHz (Analyser mode) 30000 Points Settings: RBW: 1MHz, VBW: 3MHz, Auto, Attenuation: 10 dB, Sweep count 1, Preamp: Off, LN Preamp: Off, Preselector: Off Polarization:Horizontal Distance: 3 m</p>  <p style="text-align: center;">Radiated measurement / All channels / RC4 / Shielded / Position 1 / For freq >1GHz - 4648</p>					
POSITION	FREQUENCIES	RBW	VBW	DETECTOR	
Vertical	1GHz-10GHz	1MHz	3MHz	Peak	
Horizontal	1GHz-10GHz	1MHz	3MHz	Peak; Avg	
Configuration:	N/A				
Comments:	N/A				
EUT modification(s): N/A					

TRANSMITTER RADIATED SPURIOUS EMISSIONS AT FREQUENCIES >30MHz - GRAPH					
RADIATED MEASUREMENT / ALL CHANNELS / RC4 / SHIELDED / POSITION 2 / FOR FREQ >1GHz				EMI4649	
EUT mode:	Modulated			T (°C):	23.5
Test Date:	08/09/2023			H (%):	49.5
Test Operator:	ATO			P (hPa):	1001
<p style="text-align: right;"> — FCC/15.205: 2018 restricted bands + 15.209 - Moyenne/3.0m/ — FCC/15.205: 2018 restricted bands + 15.209 - QCrête/3.0m/ — FCC/15.205: 2018 restricted bands + 15.209 - Crête/3.0m/ — Meas.Peak (Vertical) </p> <p>Sub-range 1 Frequencies: 1 GHz - 10 GHz (Analyser mode) 30000 Points Settings: RBW: 1MHz, VBW: 3MHz, Auto, Attenuation: 10 dB, Sweep count 1, Preamp: Off, LN Preamp: Off, Preselector: Off Polarization:Vertical Distance: 3 m</p>  <p style="text-align: center;">Radiated measurement / All channels / RC4 / Shielded / Position 2 / For freq >1GHz - 4649</p> <p style="text-align: right;"> — FCC/15.205: 2018 restricted bands + 15.209 - Moyenne/3.0m/ — FCC/15.205: 2018 restricted bands + 15.209 - QCrête/3.0m/ — FCC/15.205: 2018 restricted bands + 15.209 - Crête/3.0m/ — Meas.Peak (Horizontal) — Meas.Avg (Horizontal) </p> <p>Sub-range 2 Frequencies: 1 GHz - 10 GHz (Analyser mode) 30000 Points Settings: RBW: 1MHz, VBW: 3MHz, Auto, Attenuation: 10 dB, Sweep count 1, Preamp: Off, LN Preamp: Off, Preselector: Off Polarization:Horizontal Distance: 3 m</p>  <p style="text-align: center;">Radiated measurement / All channels / RC4 / Shielded / Position 2 / For freq >1GHz - 4649</p>					
POSITION	FREQUENCIES	RBW	VBW	DETECTOR	
Vertical	1GHz-10GHz	1MHz	3MHz	Peak	
Horizontal	1GHz-10GHz	1MHz	3MHz	Peak; Avg	
Configuration:	N/A				
Comments:	N/A				
EUT modification(s): N/A					

TRANSMITTER RADIATED SPURIOUS EMISSIONS AT FREQUENCIES >30MHz - GRAPH					
RADIATED MEASUREMENT / ALL CHANNELS / RC4 / SHIELDED / POSITION 3 / FOR FREQ >1GHz				EMI4650	
EUT mode:	Modulated			T (°C):	23.5
Test Date:	08/09/2023			H (%):	49.5
Test Operator:	ATO			P (hPa):	1001
<p style="text-align: right;"> — FCC/15.205: 2018 restricted bands + 15.209 - Moyenne/3.0m/ — FCC/15.205: 2018 restricted bands + 15.209 - QCrête/3.0m/ — FCC/15.205: 2018 restricted bands + 15.209 - Crête/3.0m/ — Meas.Peak (Vertical) — Meas.Avg (Vertical) </p> <p>Sub-range 1 Frequencies: 1 GHz - 10 GHz (Analyser mode) 30000 Points Settings: RBW: 1MHz, VBW: 3MHz, Auto, Attenuation: 10 dB, Sweep count 1, Preamp: Off, LN Preamp: Off, Preselector: Off Polarization: Vertical Distance: 3 m</p>  <p style="text-align: center;">Radiated measurement / All channels / RC4 / Shielded / Position 3 / For freq >1GHz - 4650</p> <p style="text-align: right;"> — FCC/15.205: 2018 restricted bands + 15.209 - Moyenne/3.0m/ — FCC/15.205: 2018 restricted bands + 15.209 - QCrête/3.0m/ — FCC/15.205: 2018 restricted bands + 15.209 - Crête/3.0m/ — Meas.Peak (Horizontal) </p> <p>Sub-range 2 Frequencies: 1 GHz - 10 GHz (Analyser mode) 30000 Points Settings: RBW: 1MHz, VBW: 3MHz, Auto, Attenuation: 10 dB, Sweep count 1, Preamp: Off, LN Preamp: Off, Preselector: Off Polarization: Horizontal Distance: 3 m</p>  <p style="text-align: center;">Radiated measurement / All channels / RC4 / Shielded / Position 3 / For freq >1GHz - 4650</p>					
POSITION	FREQUENCIES	RBW	VBW	DETECTOR	
Vertical	1GHz-10GHz	1MHz	3MHz	Peak; Avg	
Horizontal	1GHz-10GHz	1MHz	3MHz	Peak	
Configuration:	N/A				
Comments:	N/A				
EUT modification(s): N/A					

End of test report