

SWP: e-ID-Authentifizierung bei Drittanbietern

Präsentation 01
Unsere ersten Schritte

Technologie-Stack

- Verwendung des vorgeschlagenen Technologie-Stacks
→ Django REST Boilerplate

The Django logo consists of the word "django" in a bold, lowercase, sans-serif font. The letters are dark green with a white outline.

<https://www.djangoproject.com/static/img/logos/django-logo-positive.png>

django
The REST framework logo features the word "REST" in a large, outlined, serif font. The letters are white with a red outline. Below "REST" is the word "framework" in a smaller, lowercase, sans-serif font. The entire logo is set against a background of a light gray grid.
framework

<https://www.dabapps.com/static/img/technologies/rest.png>

Projektmanagement

- Kommunikation erfolgt primär über



<https://www.seeklogo.net/wp-content/uploads/2015/09/slack-logo-vector-download.jpg>



https://assets-cdn.github.com/images/modules/logos_page/GitHub-Logo.png

- 2x wöchentliche Treffen















Zeitplan

- bevor ein Zeitplan erstellt werden kann, müssen wir uns (tiefer) in die Materie einarbeiten
- bis nächste Woche ersten groben Zeitplan erstellt

Rollenverteilung

- flache Hierarchien
- Protokollant: Jan
- Schnittstelle zu Tutoren (Termine, Räume): Larissa

Unsere ersten Issues

| <input type="checkbox"/> | 🔔 12 Open ✓ 1 Closed | Author ▾ | Labels ▾ | Projects ▾ | Milestones ▾ | Assignee ▾ | Sort ▾ |
|--------------------------|---|----------|----------|------------|--------------|---|--|
| <input type="checkbox"/> | 🔔 Create infrastructure overview #14 opened 3 hours ago by nielsgroth | | | | | | |
| <input type="checkbox"/> | 🔔 Prepare presentation #12 opened 3 days ago by m273d15 | | | | |  | |
| <input type="checkbox"/> | 🔔 Get data from eID #11 opened 3 days ago by m273d15 | | | | | | |
| <input type="checkbox"/> | 🔔 Create Demo Website #10 opened 3 days ago by m273d15 | | | | | | |
| <input type="checkbox"/> | 🔔 Validate if eID-Client is running #9 opened 3 days ago by m273d15 | | | | |  | |
| <input type="checkbox"/> | 🔔 Research on OAuth #8 opened 3 days ago by m273d15 | | | | |  | |
| <input type="checkbox"/> | 🔔 Setup CI #7 opened 3 days ago by m273d15 | | | | |    |  4 |
| <input type="checkbox"/> | 🔔 Summarize eCard-Framework #6 opened 3 days ago by m273d15  Summarize TR | | | | | | |
| <input type="checkbox"/> | 🔔 Summarize eID-Server #5 opened 3 days ago by m273d15  Summarize TR | | | | |  |  1 |
| <input type="checkbox"/> | 🔔 Summarize eID-Client #4 opened 3 days ago by m273d15  Summarize TR | | | | |  | |
| <input type="checkbox"/> | 🔔 Connecting with eID-Client (AusweisApp2) #3 opened 6 days ago by Benjaminkeller | | | | | | |
| <input type="checkbox"/> | 🔔 Run the hello world example (content of repo) #1 opened 10 days ago by m273d15 | | | | | |  13 |

Hello World

- Live-Demo präsentieren