



Open Source Program Office (OSPO) 2022 Survey

In partnership with





Adoption of OSPOs or similar programs has risen to 50% of respondents, **THE HIGHEST LEVEL IN 5 YEARS.**

OSPO GROWTH

65% of organizations that frequently contribute code upstream **HAVE A FORMALLY STRUCTURED OSPO.**



OSPO STRUCTURE

More than ever, **SUCCESS IS MEASURED** by the volume of contributions and contributors coming from outside the organization.




OSPO SUCCESS

83% of respondents said their organization's programs had a **POSITIVE IMPACT ON SOFTWARE PRACTICES.**



OSPO SUCCESS

Organizations that maintain the most projects are **LEADING THE CHARGE** to require a Developer Certificate of Origin (DCO).



SECURITY POLICY



49% of Asia-Pacific-headquartered organizations cite **TIME & RESOURCE CONSTRAINTS** as a reason why they do not have an OSPO.

BARRIER TO OSPOs

Contents

- Key Findings..... 12
- Current Open Source Programs and Initiatives..... 20
 - Structure of Programs/ Initiatives21
 - Roles and Responsibilities 25
 - Benefits and Challenges..... 29
- Organizations Without an Open Source Program or Initiative 38
 - Currently Planning a Program or Initiative 39
 - Not Current Planning a Program or Open Source Initiative 42
- Value of Open Source Participation..... 49
- License Compliance and Security 54
- Appendix..... 59

Methodology & Demographics



Methodology

The 2022 Open Source Program Office (OSPO) Survey was fielded by the TODO Group, Linux Foundation Research, and partners between June 21 through August 1, 2022. The goal was to gauge prevalence and outcomes of open source programs and similar open source initiatives operating across the globe.

Respondents were solicited via social media and with emails with the following partners: LF Training and Certification, api7.ai, Futurewei, Ovio, Salesforce, VMware, and X-Labs.

The first section of the survey was completed by 1,048 respondents affiliated with an organization that is involved with open source to some extent. After minimizing the number of duplicate organizations, the sample size for much of the study drops to 950, with 628 respondents completing every question.

Notes about sample and variation over time

Time Series

- We chose to compare current results versus 2020 data in many cases because 2021's sample was not as comparable.
- In 2021 only 36% of the sample were these tech companies but that rose to 41% in 2022, which is on par with the 40% level seen in 2020. Since this temporary decline in the sample may be partly responsible for variation in some of the 2021 data points, several charts show long term trends by comparing findings across every other year's results.
- The percentage of respondents working for tech companies rebounded from 36% in 2021 to 40% in 2022, which is close to the 41% seen in 2020. IT management level (e.g., CIOs, CTOs) participation in the study fell to 10%, down from 22% in both the previous two years.

Data Cleaning

- Twenty-eight respondents were excluded from much of the analysis because they represented a duplicate organization based on their IP address or organization name. When there was one more than one respondent, who chose which to include in the sample based on: 1) seniority; 2) completeness of response; 3) who submitted the survey first.
- It is still likely that some respondents work at the same company.
- 94% of respondents took the survey in English, 4% in Chinese and 2% in Japanese.
- The publicly available data file has had all personally identifiable information removed.

Notes about open source programs or initiatives

Does your organization have an open source program or open source initiative?

In 2022, two small changes were made to this question. First, it divided the “Yes” answers between those with formal and informally structured programs.

In addition, the following introductory text providing additional information about OSPOs was inserted before the question.

An open source program office (OSPO) or similar open source initiative is designed to be the center of competency for an organization’s open source operations and structure. This can include setting code use, distribution, selection, auditing and other policies, as well as training developers, ensuring legal compliance and promoting and building community engagement that benefits the organization strategically.

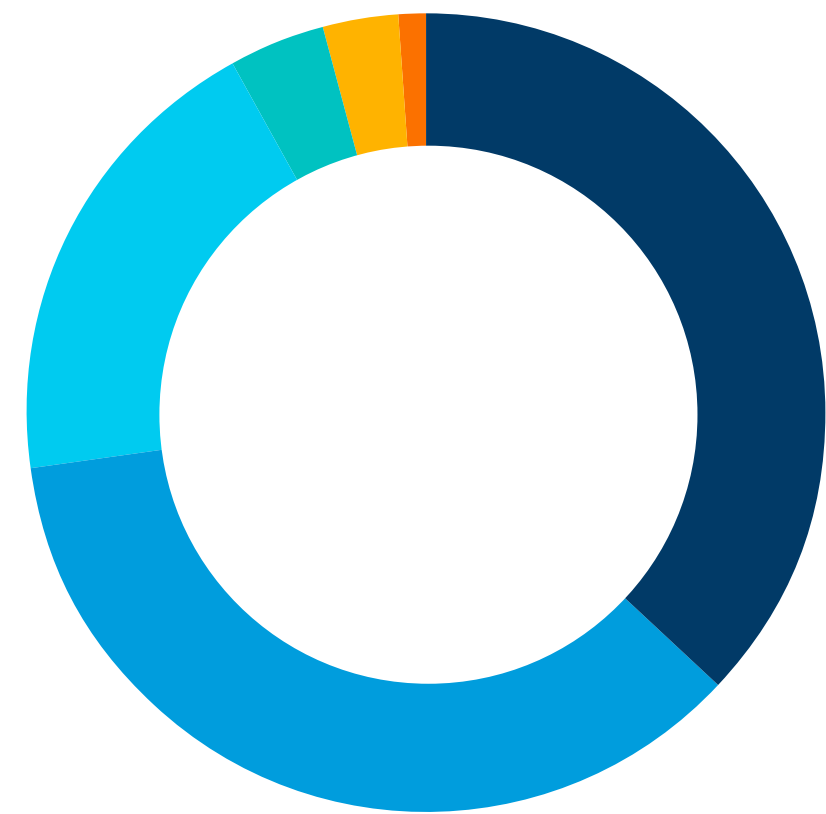
To a certain degree, any organization calling itself an OSPO (or similar open source initiative) likely indicates that the organization has reached a maturity stage and critical mass, where OSPOs share key characteristics:

- Employees are tasked with fostering open source usage.
- Formal policies exist about the use and production of open source software.
- Executives recognize open source software and openness more broadly as important strategic assets.
- Processes, procedures, and tools are in place to streamline and facilitate open source consumption and participation.
- Significant numbers of employees contribute code to open source projects.

Selected Demographics and Segmentation

Region of Organization's Headquarters

Q55: Sample Size = 628



- **37%** United States or Canada
- **36%** Europe
- **19%** Asia-Pacific (including Oceania)
- **4%** Mexico, Central America, the Caribbean, and South America
- **3%** Africa
- **1%** Don't know

Organization Contributes Code Upstream

Q4 Sample Size = 950



- **27%** Frequently
- **25%** Sometimes
- **26%** Rarely
- **15%** Never
- **7%** Don't know

Organization's # of Employees

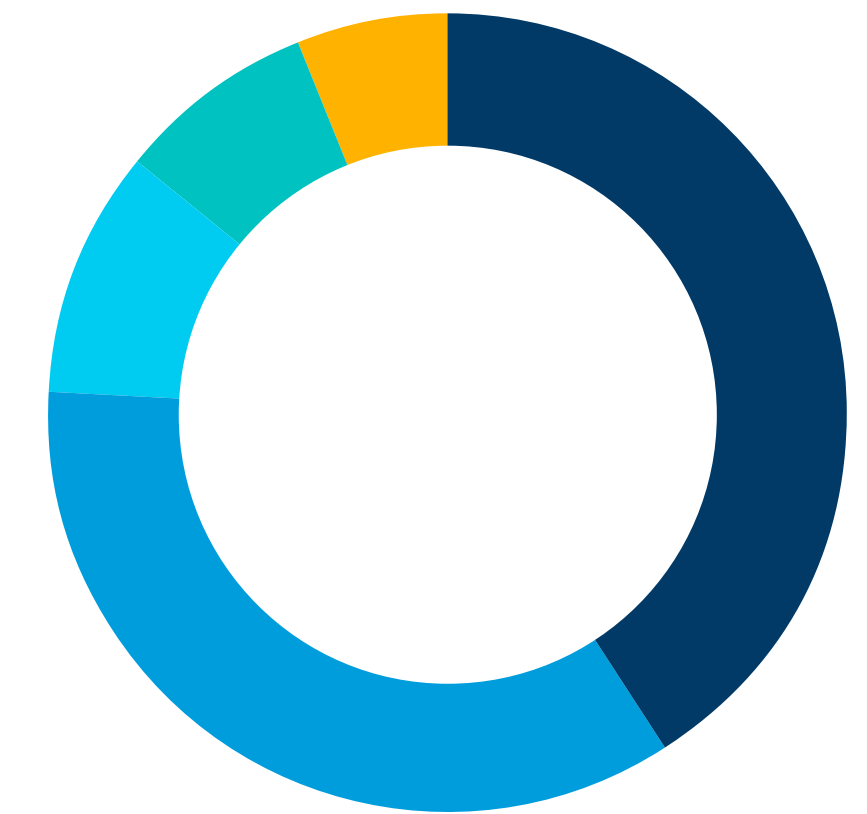
Q2: Sample Size = 950



- **17%** Under 10
- **12%** 11-49
- **26%** 50-999
- **21%** 1,000-19,999
- **24%** 20,000 or more

Industry of Organization

Q54: Sample Size = 628



- **41%** Information Technology (IT vendor, service provider, or manufacturer)
- **35%** All Other Industries
- **10%** Government or Education
- **8%** Financial Services (Banking / Insurance / Securities)
- **6%** Telecommunications / Internet Service Provider (ISP) / Web Hosting

Key Findings



Key Findings

More Structured OSPOs

- Adoption of OSPOs or similar programs has risen to 50%, the highest level in 5 years. Professionalization continues among OSPOs, as 60% of the programs are formally structured with dedicated person-hours, reporting structure and/or job titles structured, up from 54% two years ago.

Benefits

- Software practices continue to see gains. Climbing to the highest level in the study's history, 83% of respondents said their organizations programs had a positive impact software practices.
- Open source is the life-blood for many of the small businesses represented in this study. OSPOs continue to be seen as extremely or very critical to the success engineering or product teams. However, respondents

at organizations with less than 50 employees are twice as likely to believe the efforts are extremely critical as compared to those at organizations with 1,000 or more employees.

- Increased influence in open source communities rose several places to become #2 on the list of areas where organizations have benefited most from OSPOs. Increased innovation fell to #4 but continues to be the top benefit among organizations with less than 10 employees.

Big Organizations Stand Apart

- OSPOs at organizations with more than 20,000 employees continue to stand apart. They represent 47% of all the formally structured OSPOs in the study. License compliance and general awareness and use of open source dependencies are the top ways they benefit from OSPOs.

Organizations Without an Open Source Program or Initiative

- There is an opportunity to create new OSPOs in the Asia-Pacific region. Half of the participants without plans for an OSPO think it would benefit their company.

Europe and Asia-Pacific Organizations

- European-headquartered organizations are often not training, recruiting and hiring developers to work on open source projects. For example, 44% of European organizations never recruit or hire developers to work on open source projects vs the study average of 27%.
- 51% of respondents at Asia-Pacific organization believe an OSPO would be beneficial as compared to 35% of those based in North America. Recruiting and retaining developer talent is the top challenge Asia-Pacific organizations face.

Gauging Participation in Open Source Ecosystems

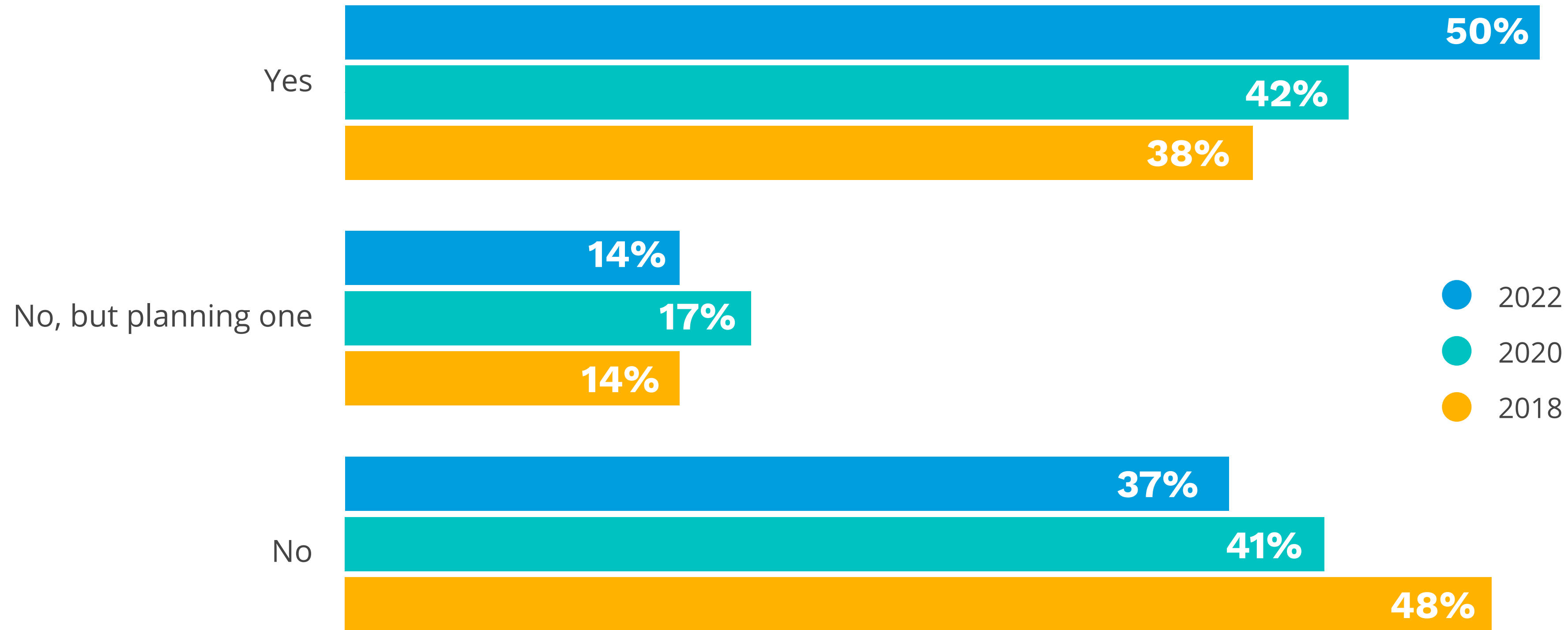
- Almost half of the organizations that have an open source program/initiative (46%), regardless of its formality, have reviewed or audited contracts as way to gauge participation in open source ecosystems. That compares to 28% of everyone else.
- Along with contracts, open source disclosure documents supplied by third-party vendors can be used to gauge “community citizenship”. However, 55% of the study did not know if their organization collects, verifies, grades and then publicly shares this information. Among those that could answer the question, publicly sharing the findings is even less common.

OSPO adoption rose to the highest level since study's inception

Does your organization have an open source program or open source initiative? (select one)

Q6: Sample Size: 2022 = 950; 2020 = 876; 2018 = 676.

Before 2022, the question wording was "Does your organization have a management initiative or program (either formal or informal) around open source?"



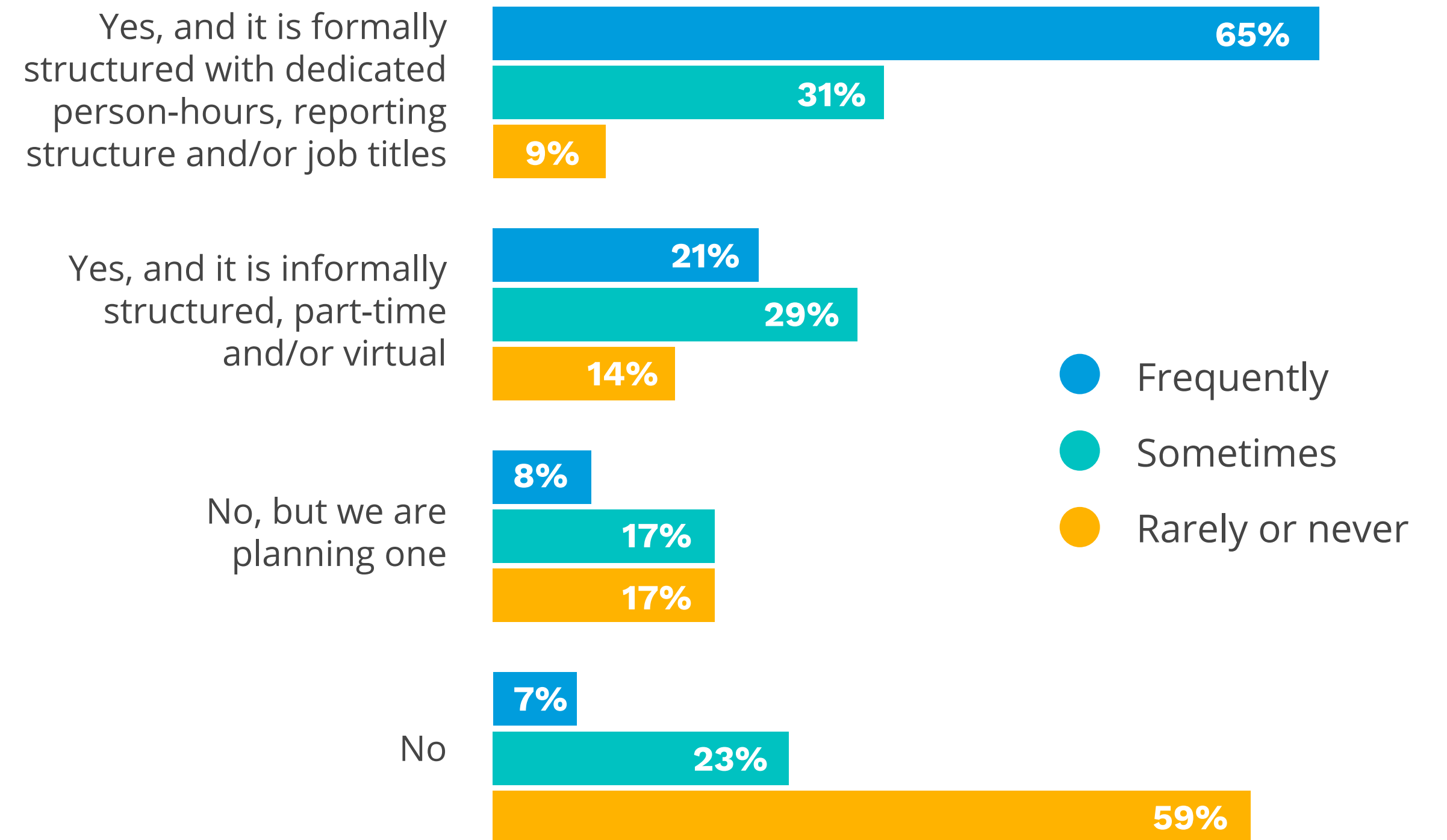
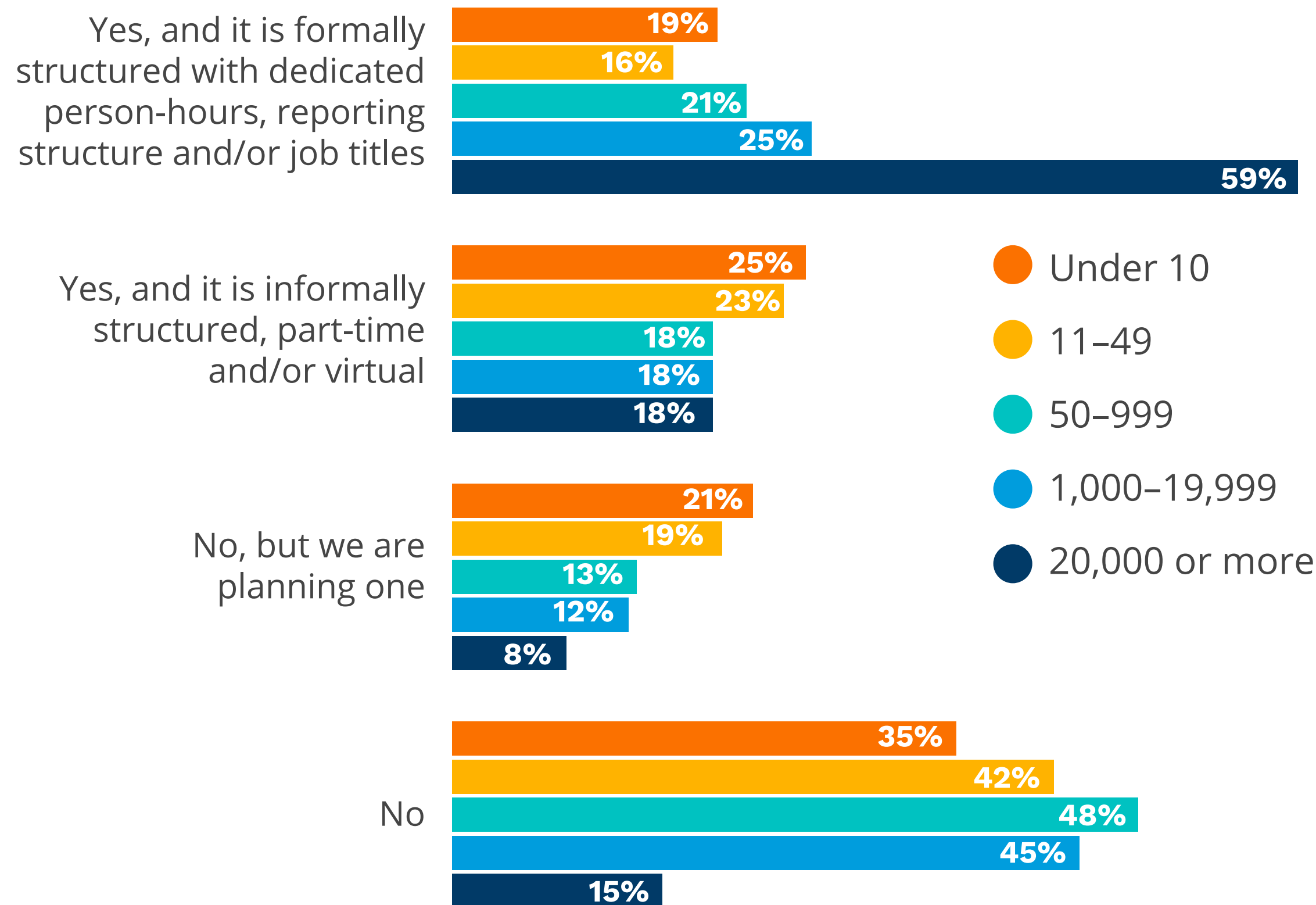
In 2022, 30% "Yes, and its is formally structured with dedicated person-hours, reporting structure and/or job titles. 20% answered "Yes, and it is informally structured, part-time and/or virtual.

So, 60% are formal, up from 58% in 2021 and 52% in 2020, as we had collected this information later in the survey in past years.

Formally structured OSPOs are commonplace when code is frequently contributed upstream, especially among the largest organizations

Does your organization have an open source program or open source initiative? (select one) by How many people work for your organization?* by How often does your organization contribute code upstream?

Q6, Q2: Sample Size = 950 | Q6, Q4: Sample Size = 950

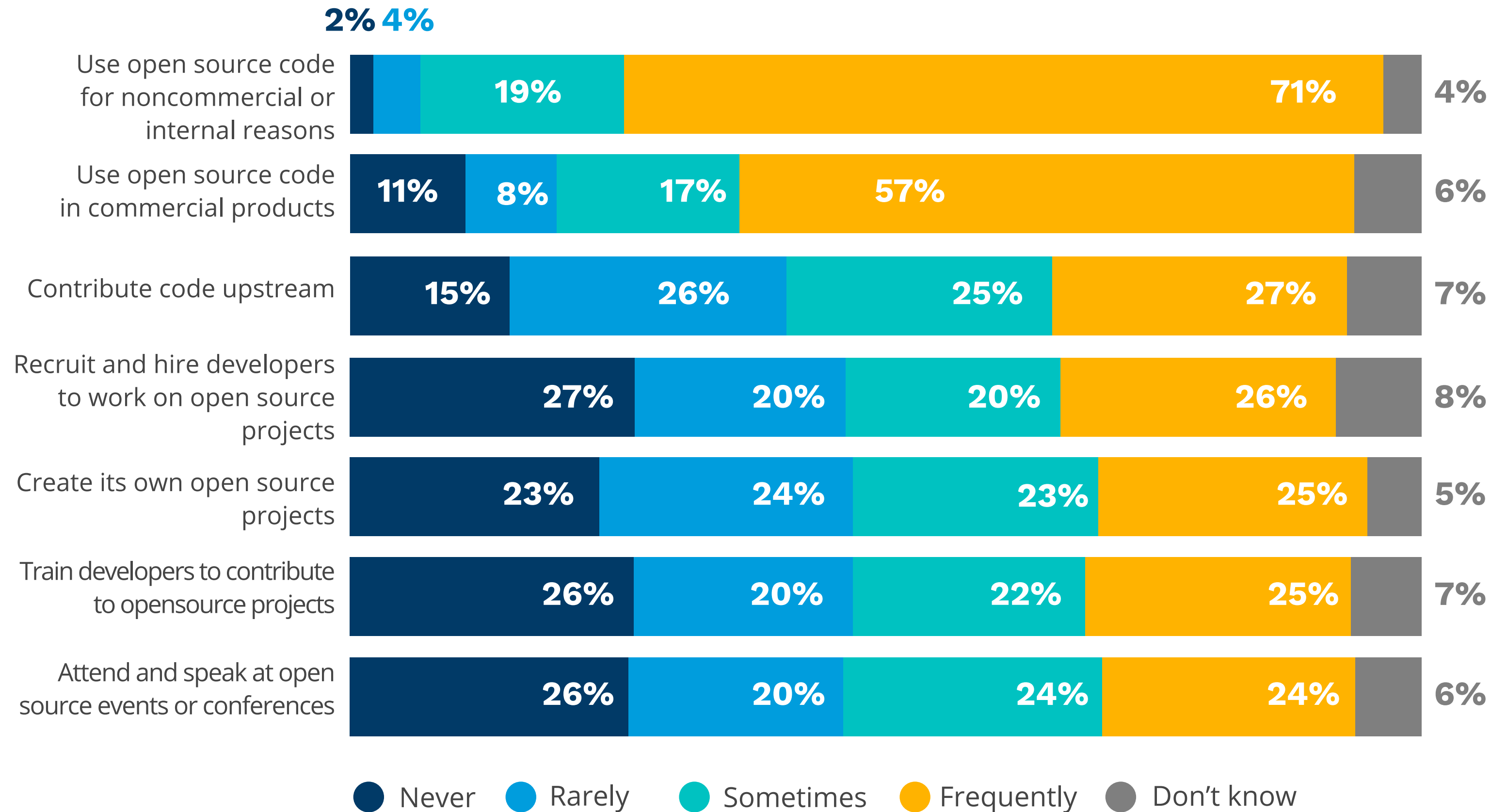


* Respondents employed by a software integrator or consulting firm, or self employed, were asked to answer on behalf of the most current client they were primarily working for.

Training developers to work on and contribute to upstream open source projects is less frequent than other activities

How often does your organization do the following activities? (select one per row)

Q4: Sample Size = 1,020



Organizations with 20,000 or more employees are more likely to frequently contribute code upstream (50% vs the study average 27%). They are also more likely to attend/speak at open source conferences/events (42% vs 27%).

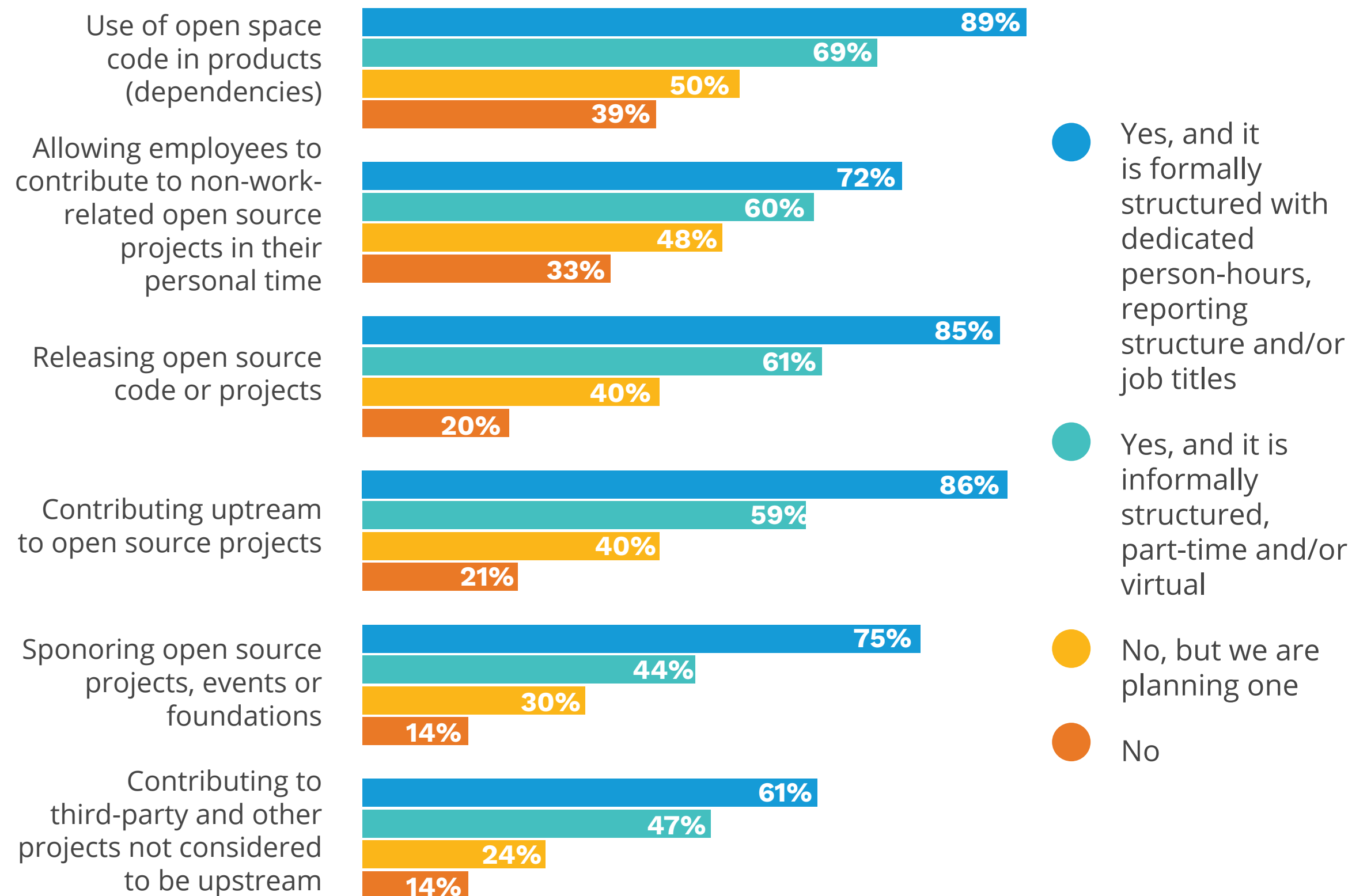
Many European-headquartered organizations are never involved with training, recruiting and hiring developers to work on open source projects.

- 44% of European organizations never recruit or hire developers to work on open source projects vs the study average of 27%. Meanwhile, they are less likely to frequently train developers (15% vs 26%).
- 39% of European organizations never train developers vs the study average of 26%. Meanwhile, they are less likely to frequently train developers (10% vs 25%).

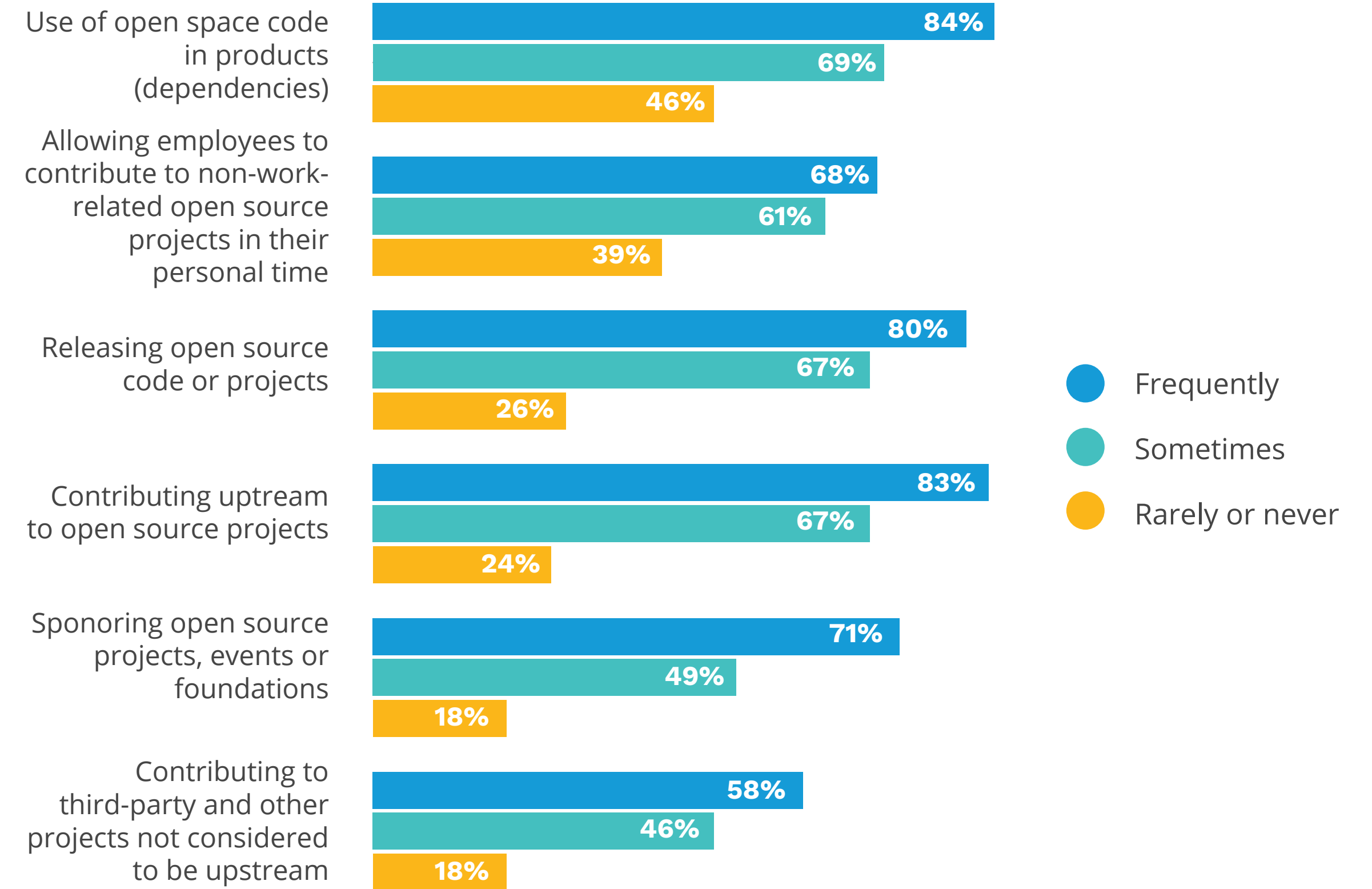
Increased adoption of formal policies correlates with maturation of formal open source programs

Does your organization have a formal policy governing use and contribution to open source projects in the following areas? (select one per row) By Does your organization have an open source program or open source initiative? by How often does your organization contribute code upstream?

Q5, Q6: Sample Size = 2022 = 1,020. See Appendix for time series and chart that includes the data with the "No" and "Don't Know" responses



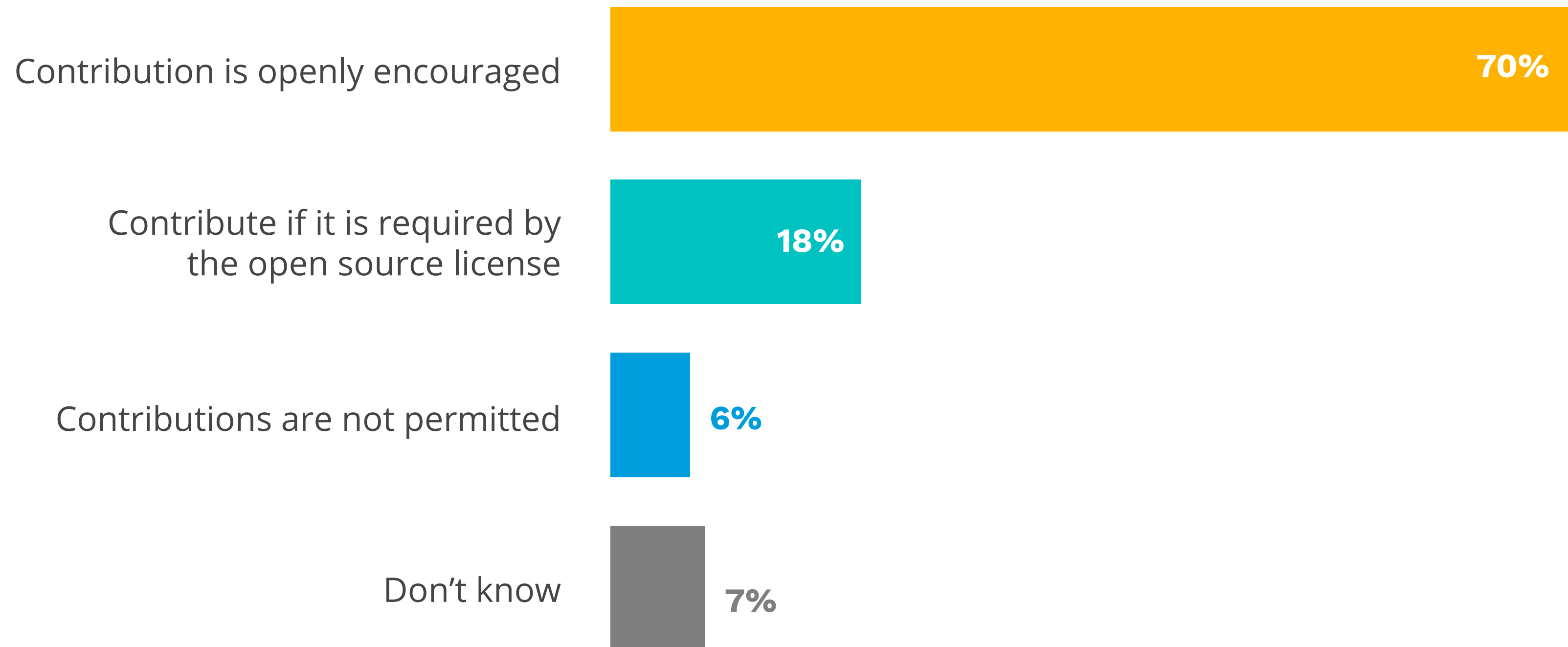
Q5, Q4: Sample Size = 2022 = 1,020. See Appendix for time series and chart that includes the data with the "No" and "Don't Know" responses



Drill-down on organizations with formal upstream contribution policies: 70% openly encourage; 6% are restrictive

Which of the following best describes your organization's formal policy on contributing to upstream open source projects? (select one)

Q7: Sample Size = 477



Current Open Source Programs and Initiatives

- » Structure of Programs/Initiatives
- » Roles and Responsibilities
- » Benefits and Challenges



Research

Structure of Programs/Initiatives

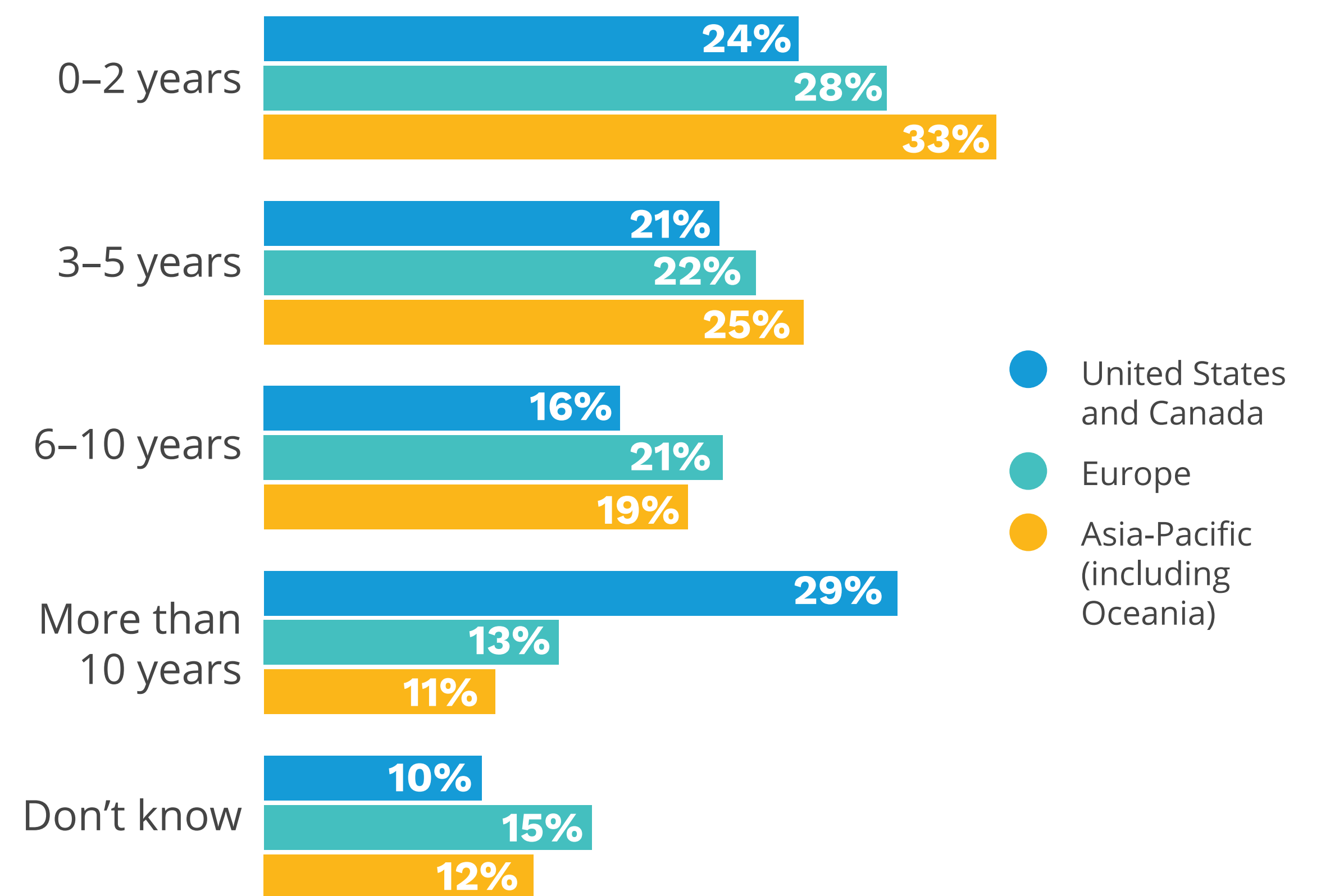
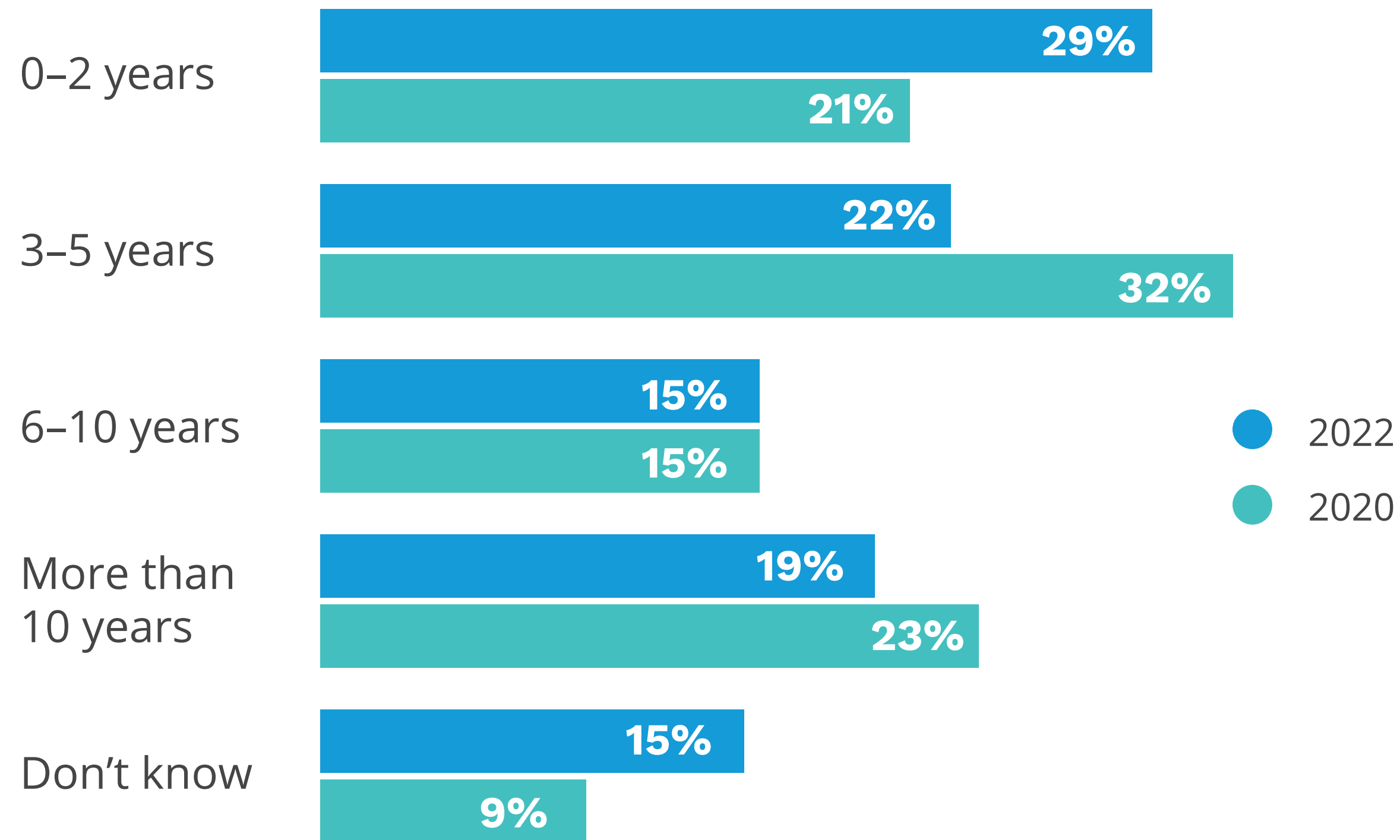


Influx of newly established open source programs

How long ago was the program or initiative established? (select one) by
 In which region does your organization have its headquarters? (select one)

Q15: Sample Size: 2022 = 372; 2020 = 248

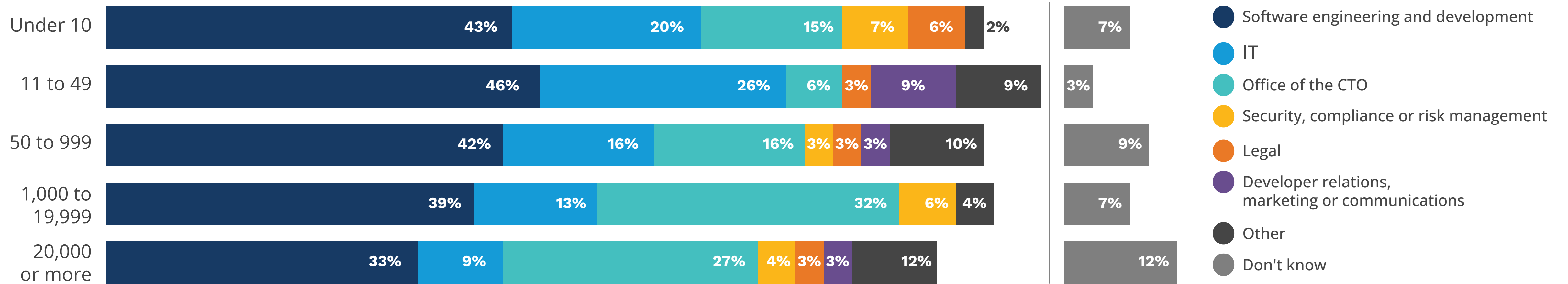
Q15, Q55: Sample Size = 372



Small organizations are more likely to locate their programs in software engineering departments or teams

How many people work for your organization? by Where is the open source program or initiative located within the organization? If the effort is informal, answer based on who the primary organizers report to. (select one)

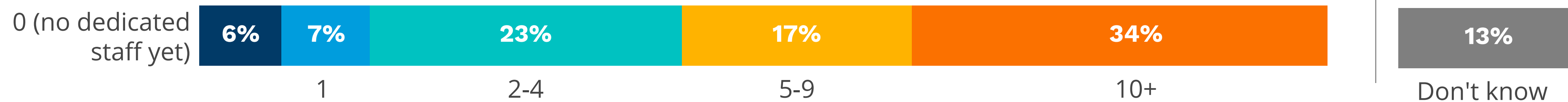
Q10, Q2: Sample Size = 372



* Respondents employed by a software integrator or consulting firm, or self employed, were asked to answer on behalf of the most current client they were primarily working for.

How many employees are part of your open source program or initiative? (select one)

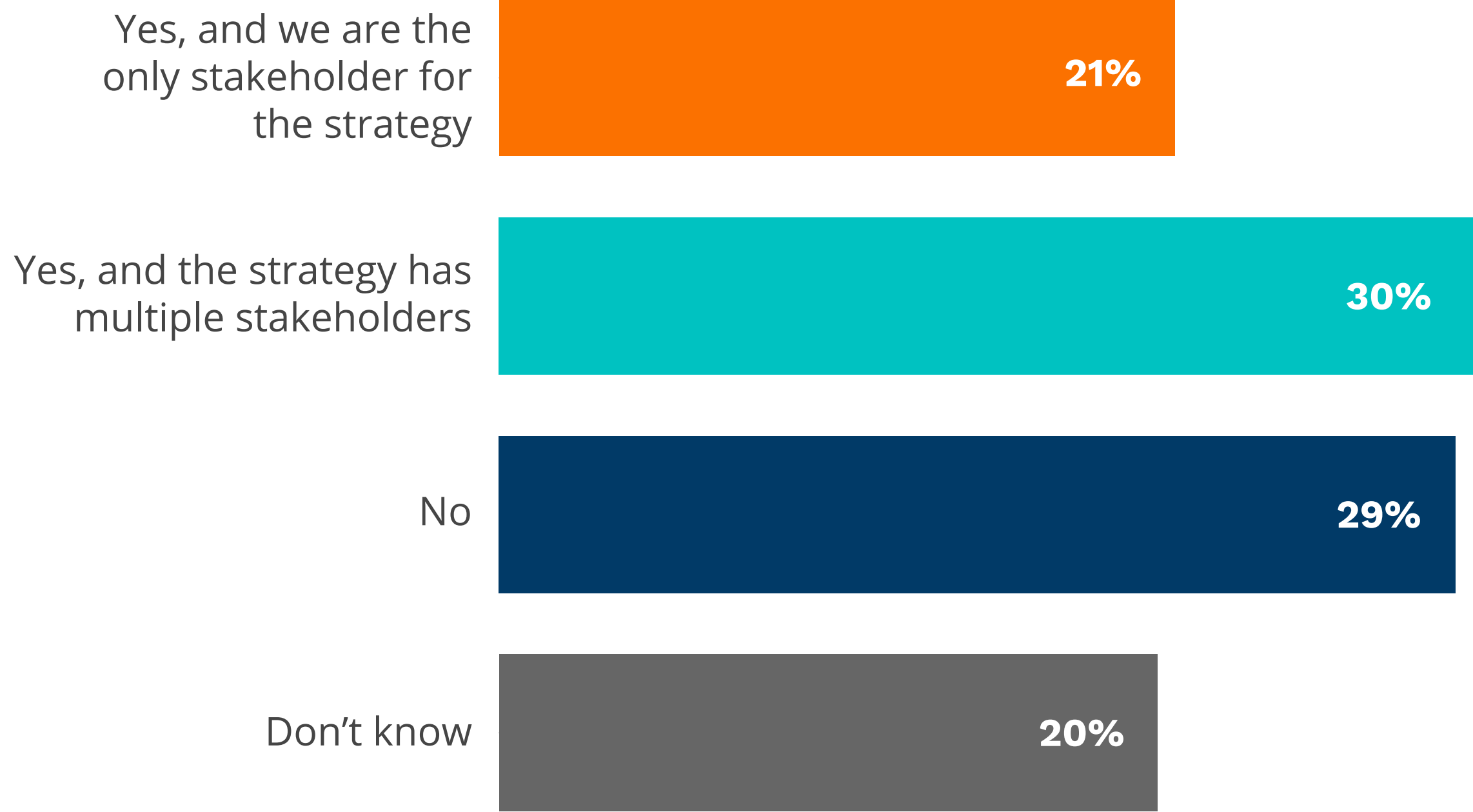
Q8: Sample Size = 372



Open source programs leverage InnerSource teams or strategies

Does your open source program have an InnerSource team or strategy to drive open source culture within the organization? (select one)

Q11: Sample Size = 372



The [InnerSource Commons Foundation](#) states that InnerSource is the “use of open source best practices for software development within the confines of an organization.”

Yet, a real benefit of InnerSource is the contributions internal projects receive from outside the organization.

Only 19% organizations with an open source program say a key benefit they receive from the program is increased contributions to in-house open source projects from external or third-party contributors. That figure jumps to 44% among respondents that have an InnerSource team or strategy. (Q16 asks about benefits)

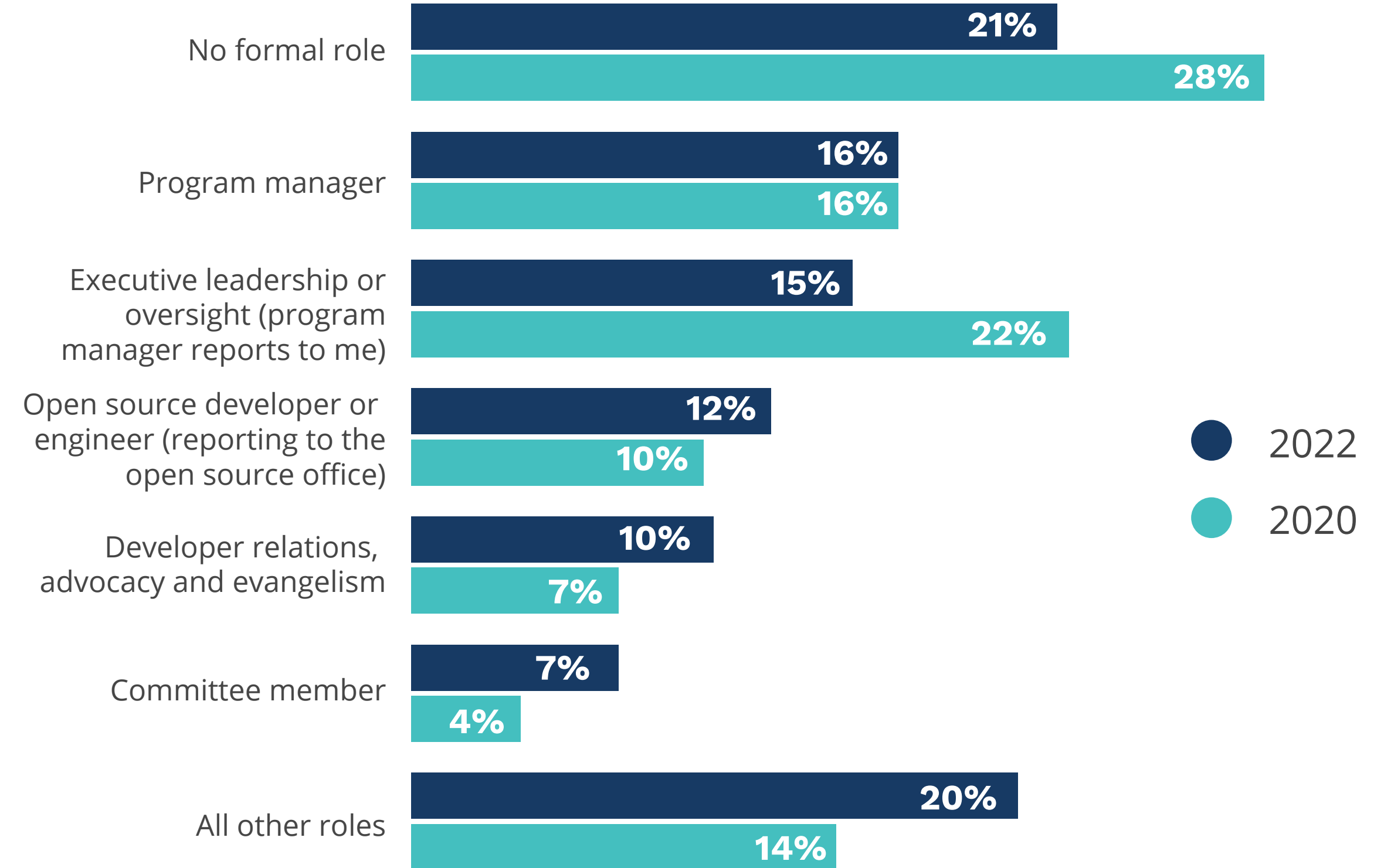
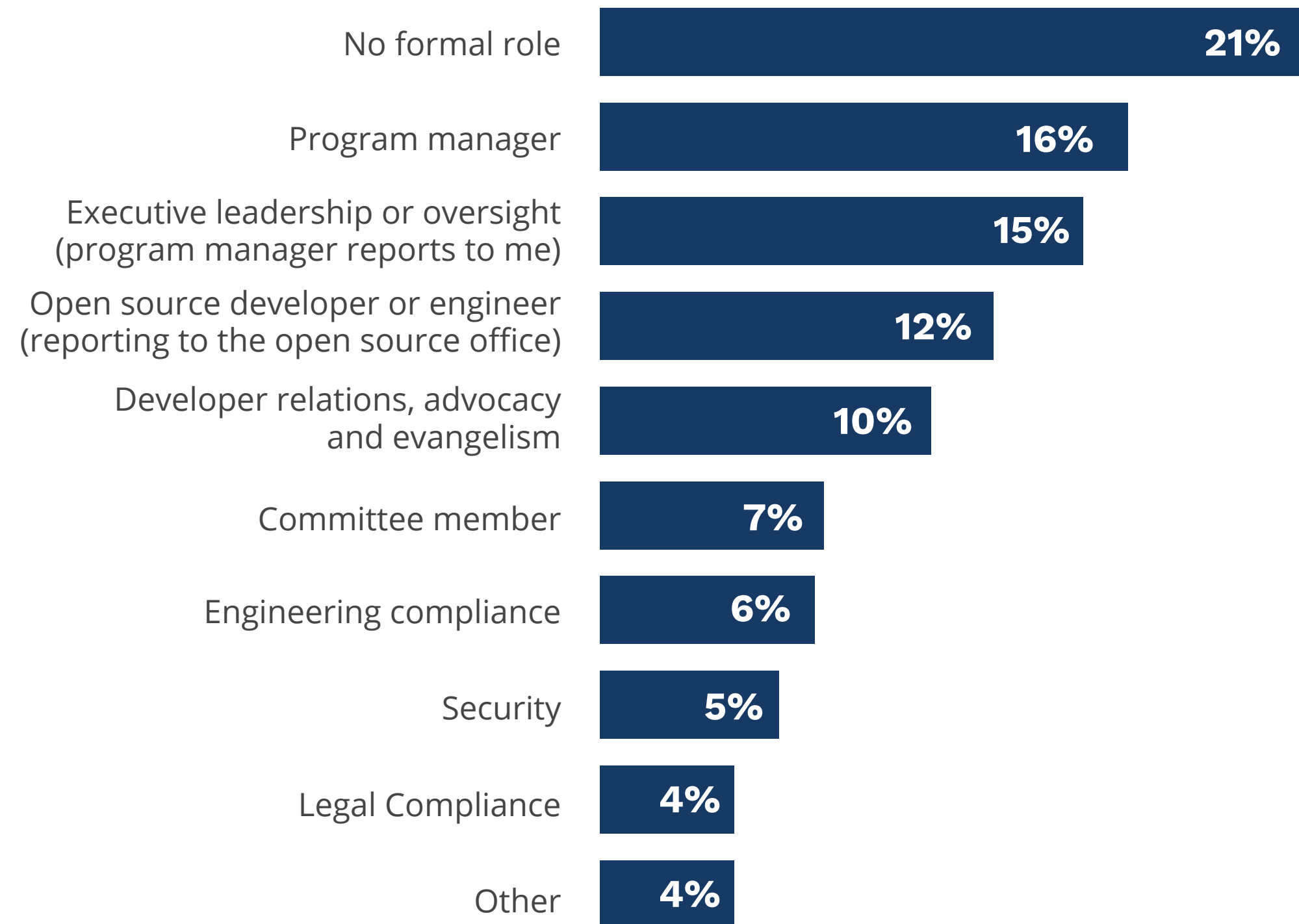
Roles and Responsibilities



Increase in formal roles, even at virtual and informal OSPOs

What is your role in the open source program or initiative? (select one)

Q13: Sample Size: 2022 = 371; 2020 = 249



Consensus about top OSPO responsibilities is greater among North American organizations

What are the primary responsibilities of the open source program or initiative?(select all that apply) by In which region does your organization have its headquarters? (select one)

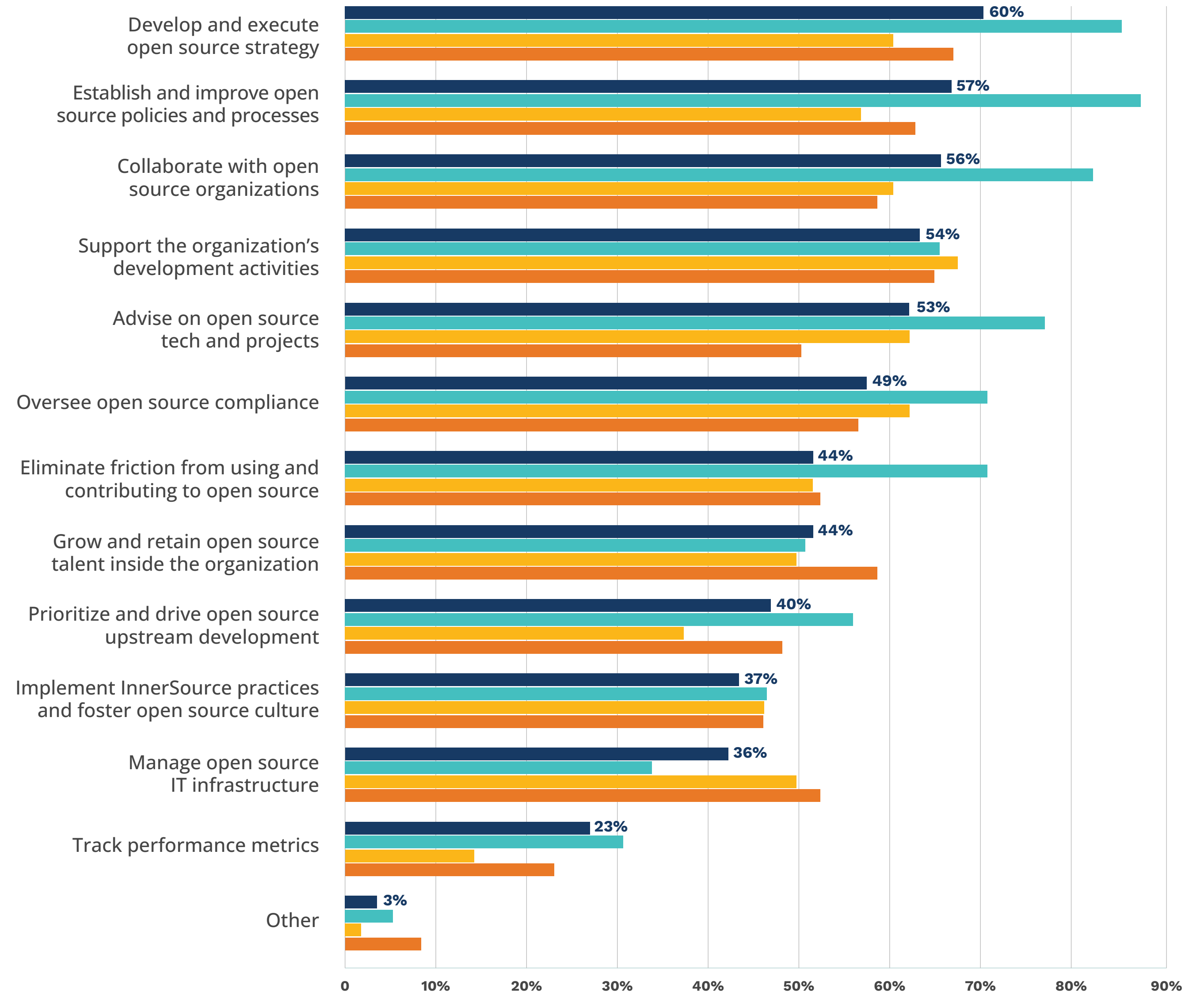
Q8, Q55: Sample Size = 367, Valid Cases = 367, Total Mentions = 2,035

Creating and managing open source strategy, policies, and processes continues to be the primary responsibility for open source program offices.

In 2022, the question's categories were updated to match the latest version of the [OSPO Mind Map's](#) responsibilities.

In 2020, 64% of OSPOs were responsible for "Fostering an open source culture within an organization." 2022's response appended "Implement InnerSource practices" to the response option and saw the figure fall to 37%.

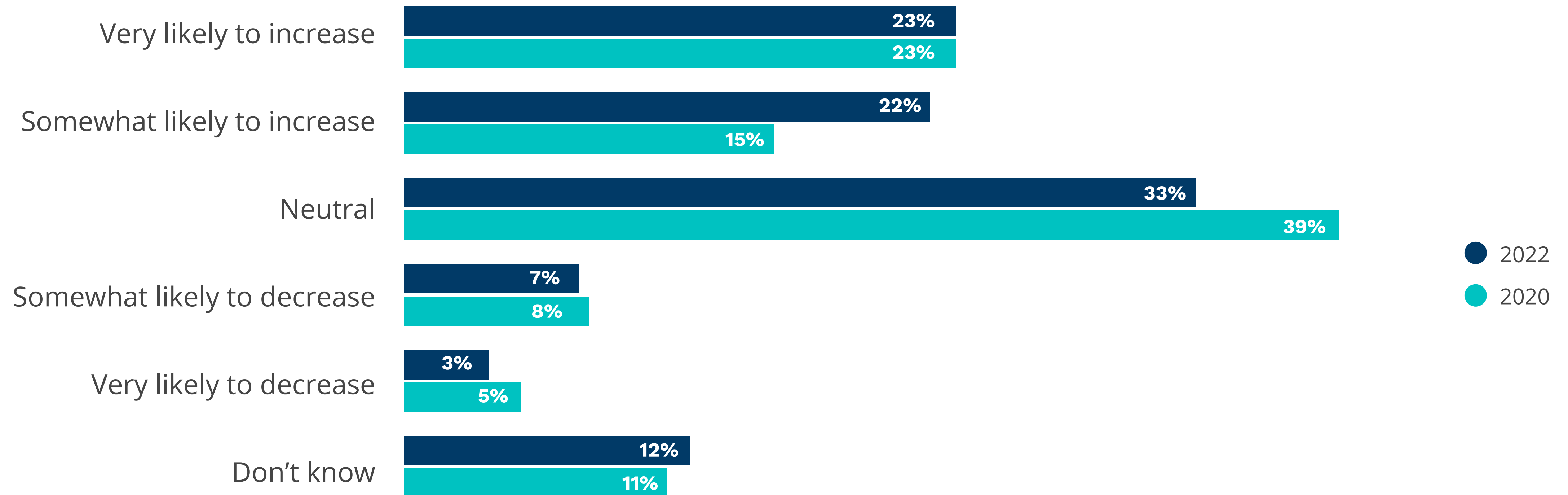
Supporting the organization's development activities is the top responsibility for Europe.



Open source funding expectations increased from 38% to 45%

In light of recent macroeconomic conditions, what is the likelihood that funding for your organization's open source initiatives will increase or decrease in the upcoming fiscal year? (select one)

Q14: Sample Size: 2022 = 372; 2020 = 248



Benefits and Challenges

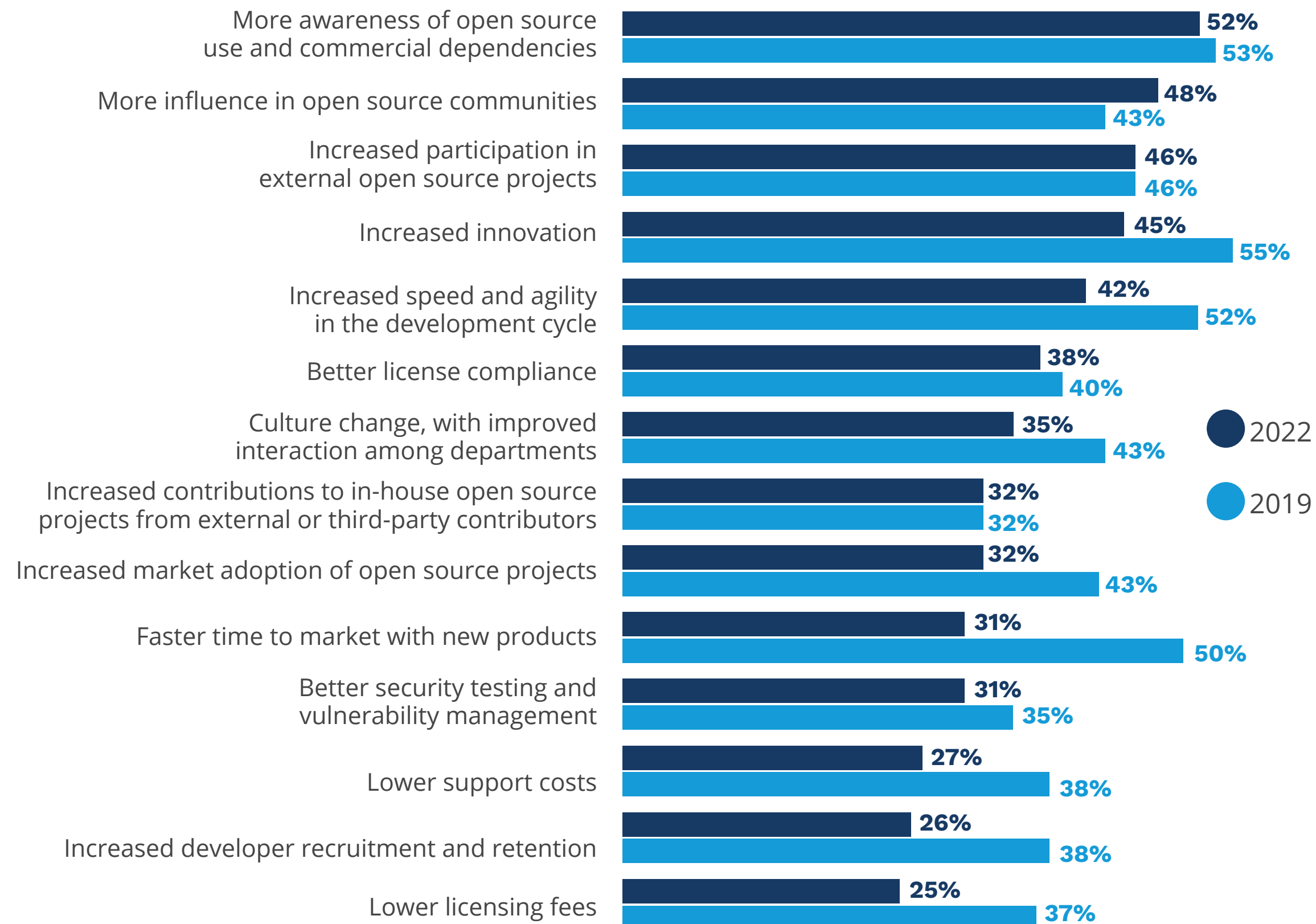


Research

Community influence increasingly seen as a benefit; faster time to market and innovation saw declines

What are the areas where your organization has most benefited from the open source program or initiative? (select all that apply)

Q16: Sample Size: 2022 = 293; 2021 = 202; 2020 = 246; 2019 = 516



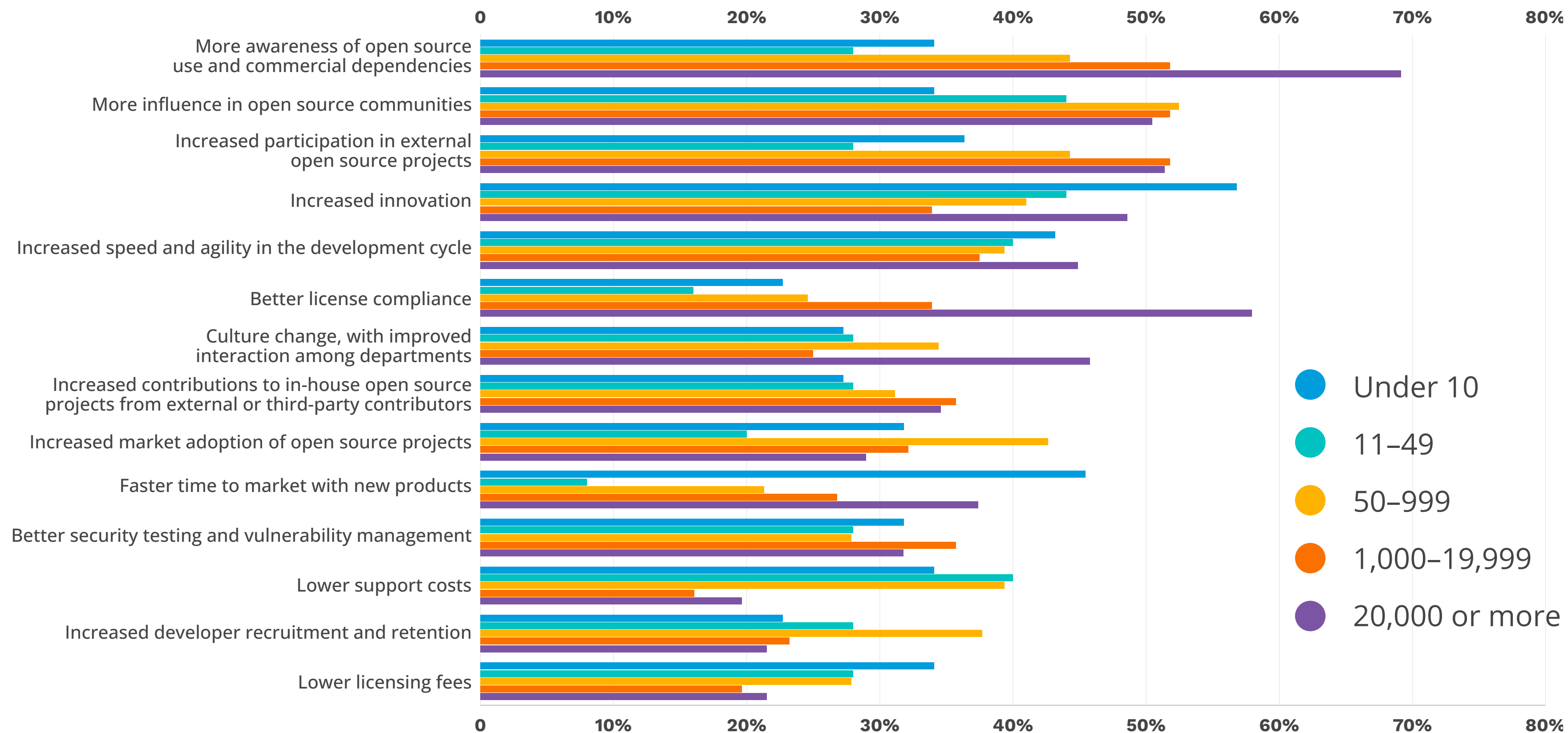
Top 10 Ways Organization Benefitted From Its Open Source Program (Rank order shown. Green indicates an improvement and red a decline in rank vs '21 and '19.)

	2022	2021	2020	2019
More awareness of open source use and commercial dependencies	1	1	2	2
More influence in open source communities	2	8	5	6
Increased participation in external open source projects	3	7	3	5
Increased innovation	4	2	1	1
Increased speed and agility in the development cycle	5	3	8	3
Better license compliance	6	6	4	9
Culture change, with improved interaction among departments	7	4	6	7
Increased contributions to in-house open source projects from external or third-party contributors	8	11	10	14
Increased market adoption of open source projects	9	12	12	8
Faster time to market with new products	10	5	7	4

OSPO benefits vary dramatically based on organization size

What are the areas where your organization has most benefited from the open source program or initiative? (select all that apply) by How many people work for your organization?*

Q16, Q2: Sample Size = 293, Valid Cases = 293, Total Mentions = 1,499



Large companies benefit most from 1) general awareness and use of open source dependencies, and 2) license compliance.

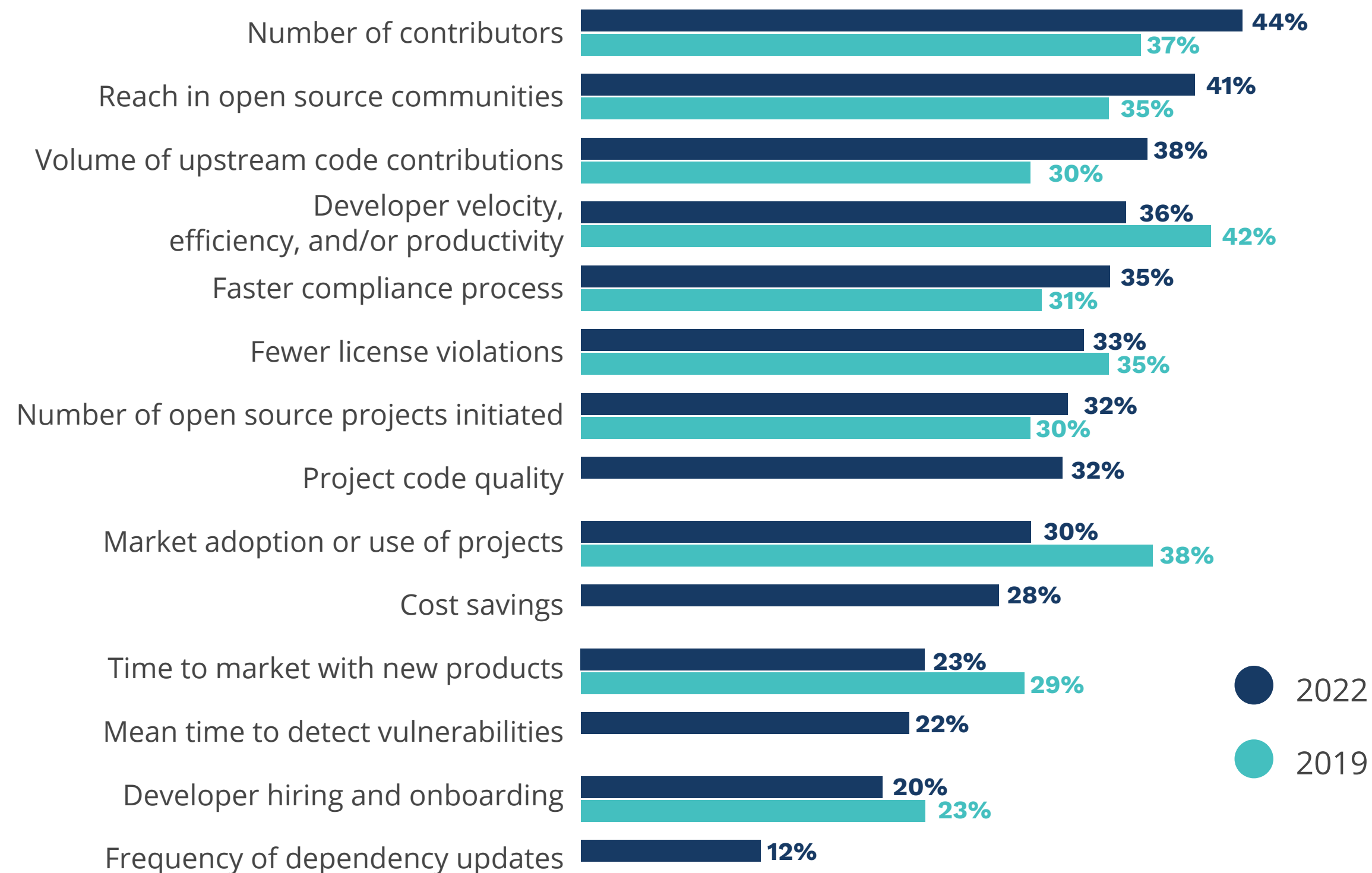
Innovation is #1 for the smallest organizations, cited by 57% as compared to the study average of 45%. These efforts may be ways to leverage the resources of larger technical communities that sometimes have financial benefactors in the form of Big Tech or open source foundations.

* Respondents employed by a software integrator or consulting firm, or self employed, were asked to answer on behalf of the most current client they were primarily working for.

More than ever, success is measured by the volume of contributions and contributors coming from outside the organization

What are the ways your open source program or initiative quantifies success? (select all that apply)

Q17: Sample Size: 2022 = 285; 2021 = 202; 2020 = 231; 2019 = 517
Some attributes were not asked about in previous years.



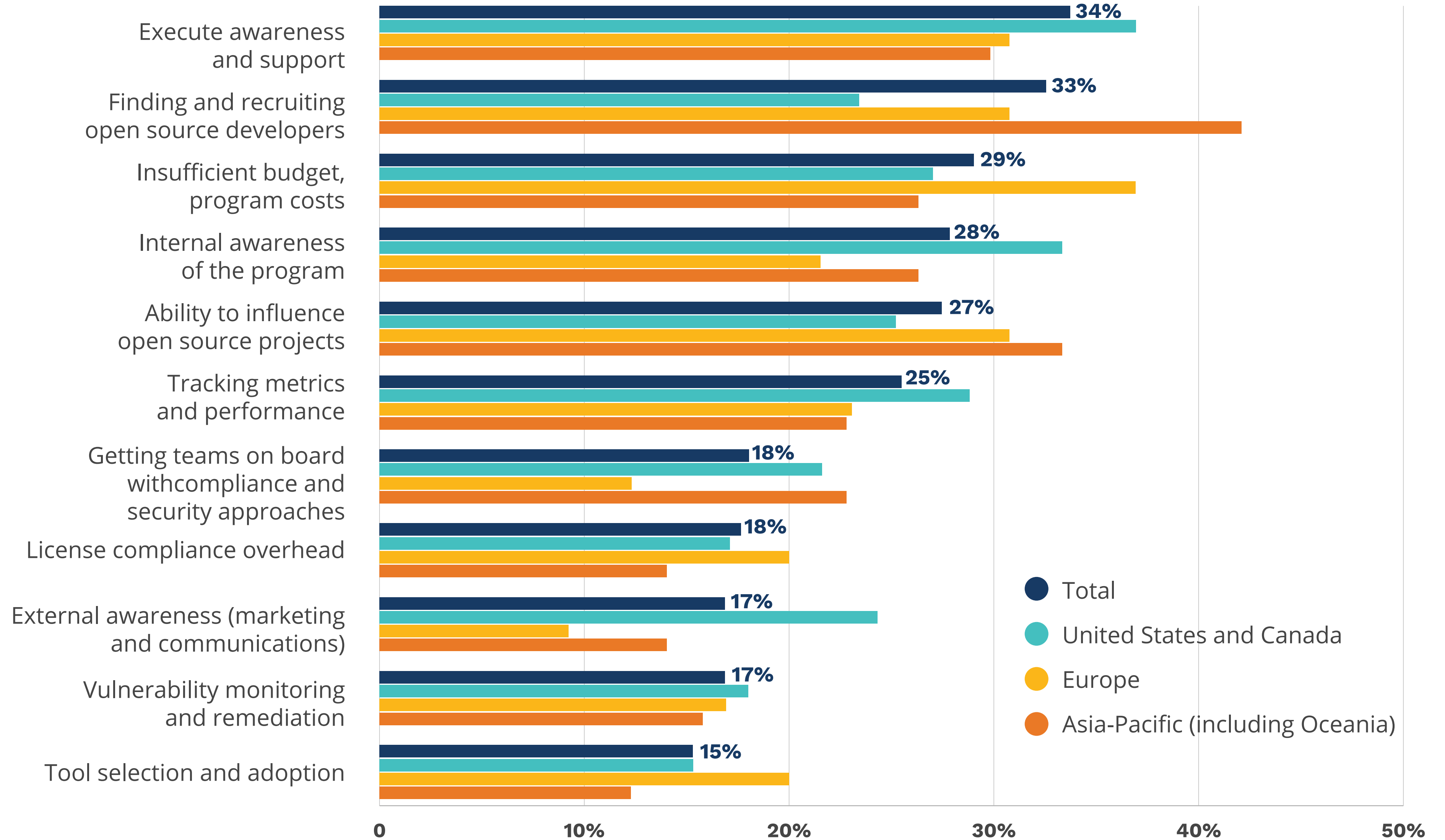
Top 8 Methods for Quantifying the Success of a Program (Rank order shown. Green indicates an improvement and red a decline in rank vs '21 and '19.)

	2022	2021	2020	2019
Number of contributors	1	1	1	3
Reach in open source communities	2	2	4	4
Volume of upstream code contributions	3	5	5	7
Developer velocity, efficiency, and/or productivity	4	3	2	1
Faster compliance process	5	4	6	6
Fewer license violations	6	9	10	5
Number of open source projects initiated	7	10	9	8

Insufficient funding #1 challenge for European OSPOs; talent recruitment problems top Asia-Pacific's list of challenges

What are the top three challenges your open source program or initiative faces? (select three) By In which region does your organization have its headquarters? (select one)

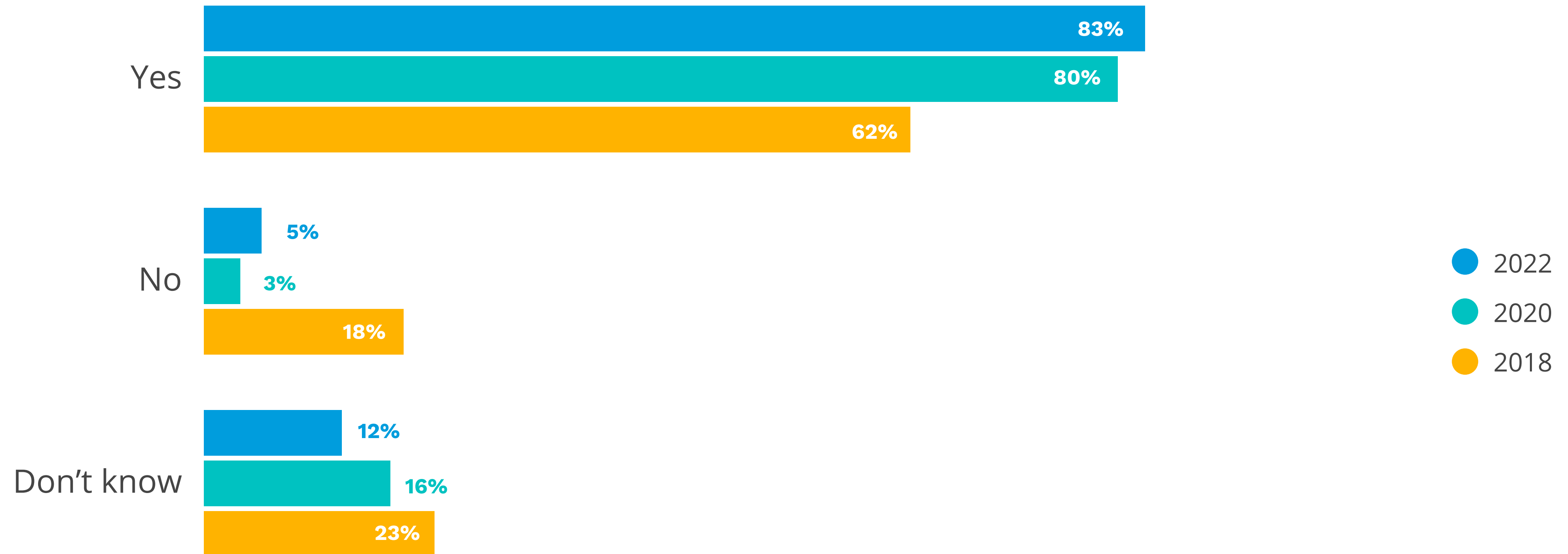
Q18: Sample Size = 255,
Valid Cases = 255,
Total Mentions = 665



83% have software practices positively impacted by their OSPO

Has the open source program or initiative had a positive impact on your organization's software practices? (select one)

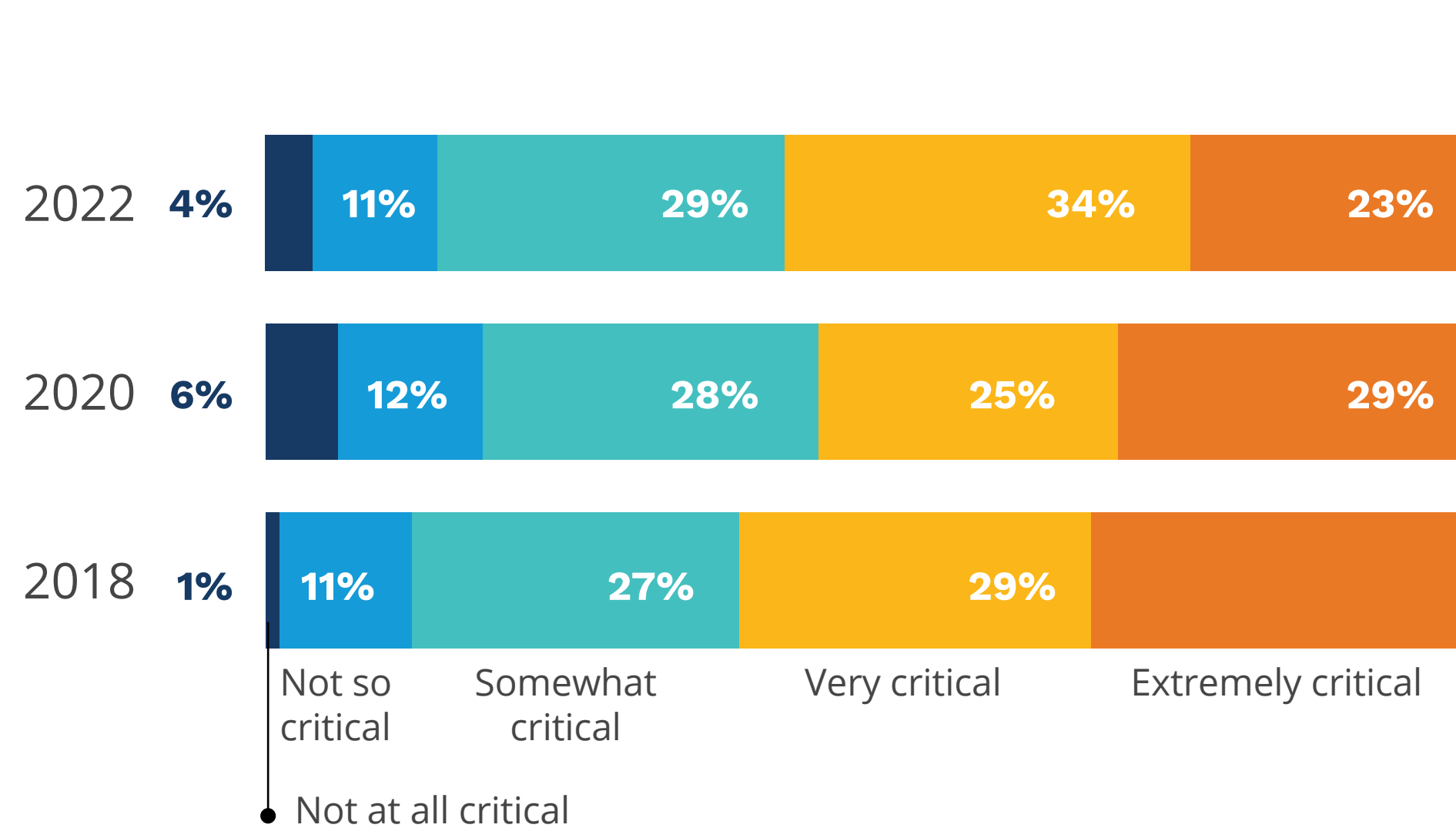
Q20: Sample Size: 2022 = 297; 2020 = 250; 2018 = 148



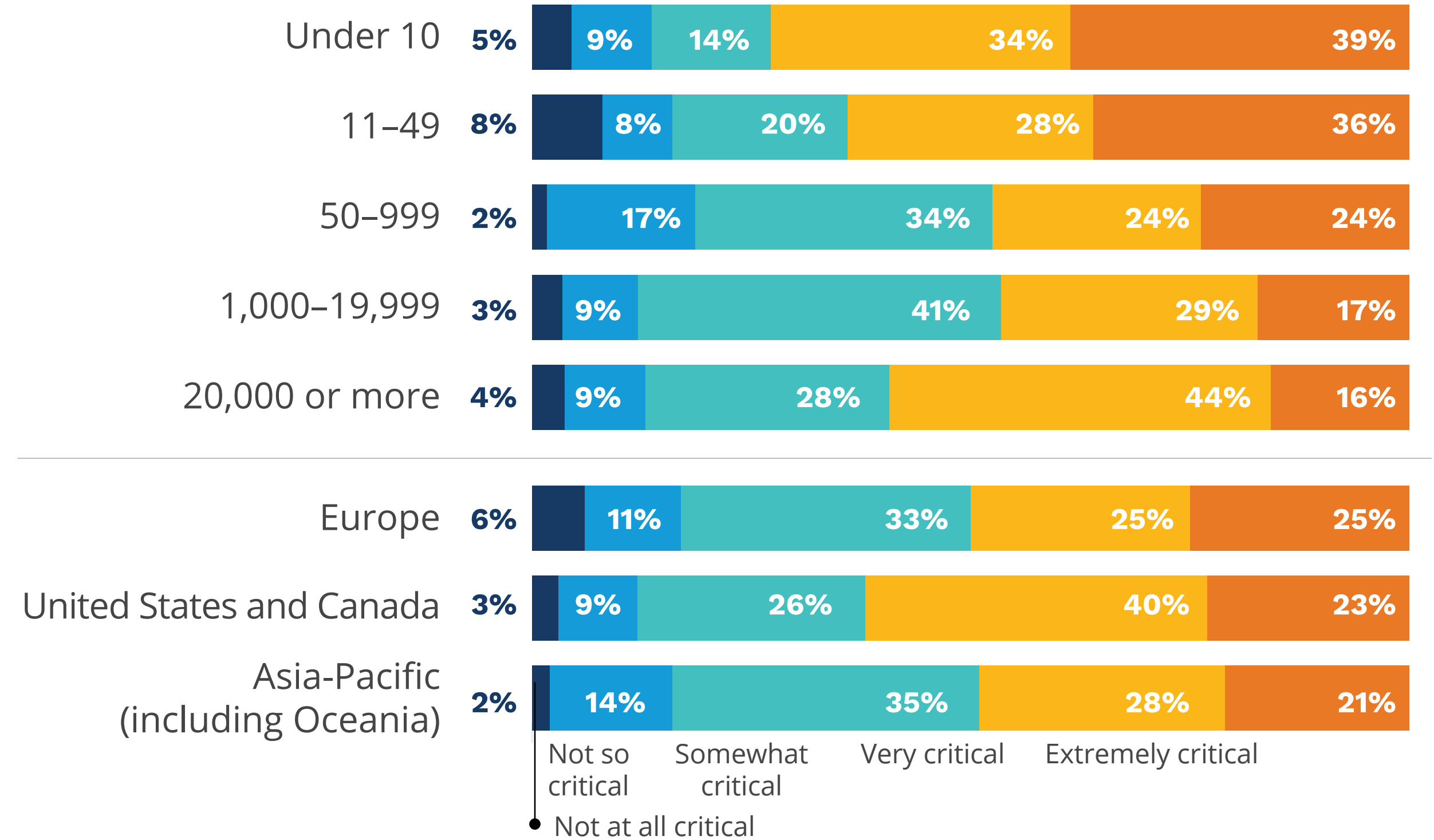
The smaller the organization, the more likely its OSPO is extremely critical to engineering / product team success

On a scale of 1-5, how business-critical is your open source program or initiative to the success of your engineering or product teams? (1 = extremely critical, 5 = not at all critical) (select one) by How many people work for your organization?* by In which region does your organization have its headquarters? (select one)

Q19: Sample Size: 2022 = 294; 2021 = 204; 2020 = 248; 2019 = 519; 2018 = 148



Q2, Q19, Q55: Sample Size = 294



* Respondents employed by a software integrator or consulting firm, or self employed, were asked to answer on behalf of the most current client they were primarily working for.

In Their Own Words: Positive Impact on Software Practices

Please provide one or two specific examples of the positive impact the program or initiative has had on your organization's software practices.

"Our efforts have relieved our company of some of the burden of internal forks of open-source projects, thereby increasing developer productivity. Similarly, by upstreaming fixes to MSBuild and NuGet in the .Net ecosystem, we unblocked the entire company from being stuck on dotnet 5.x. **More directly, our team's work and expertise in conjunction with one our internal engineering teams is responsible for a significant amount of company revenue.**"

"We open sourced many closed source products with guidance from pre-OSPO stakeholders, as a result users can extend to meet their use cases and we have received some external contributions. Hiring contractors for these projects was significantly easier and faster for projects delivered as OSS (explaining scope, onboarding like access requirements)."

"One: Development teams are making open source component choices earlier in the design cycle, enabling more runway for legal and security compliance. Two: We have successfully influenced streamlined legal compliance process requirements, **saving an estimated 5,000 engineering hours per year.**"

"We were able to **respond to log4j vulnerability 48 hours before the news really broke** in a public way. We've been able to get support for engineering training and dedicated time to vulnerability response from the engineering teams and CISO office."

"Engineers participating in open source are sharpening their collaboration skills which positively affects their ability to develop software in a large organization."

Organizations Without an Open Source Program or Initiative

» Currently Planning a Program or Initiative

» Not Currently Planning a Program or Initiative



Research

Currently Planning a Program or Initiative

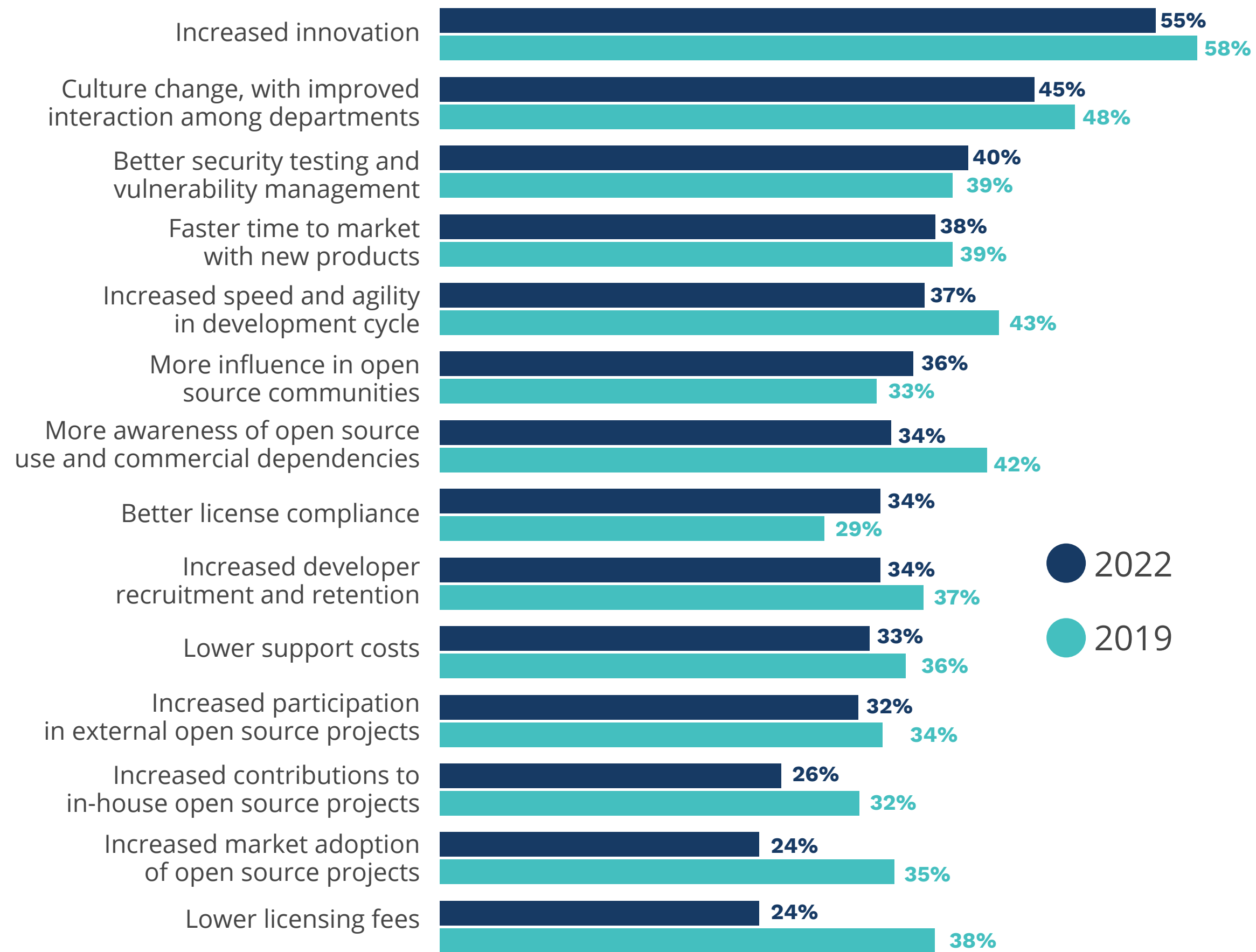


Innovation is top aim for those planning open source programs

What does your organization aim to accomplish by starting an open source program? (select all that apply)

Q25: Sample Size: 2022 = 119; 2019 = 225

Only asked if respondent is planning a program or initiative



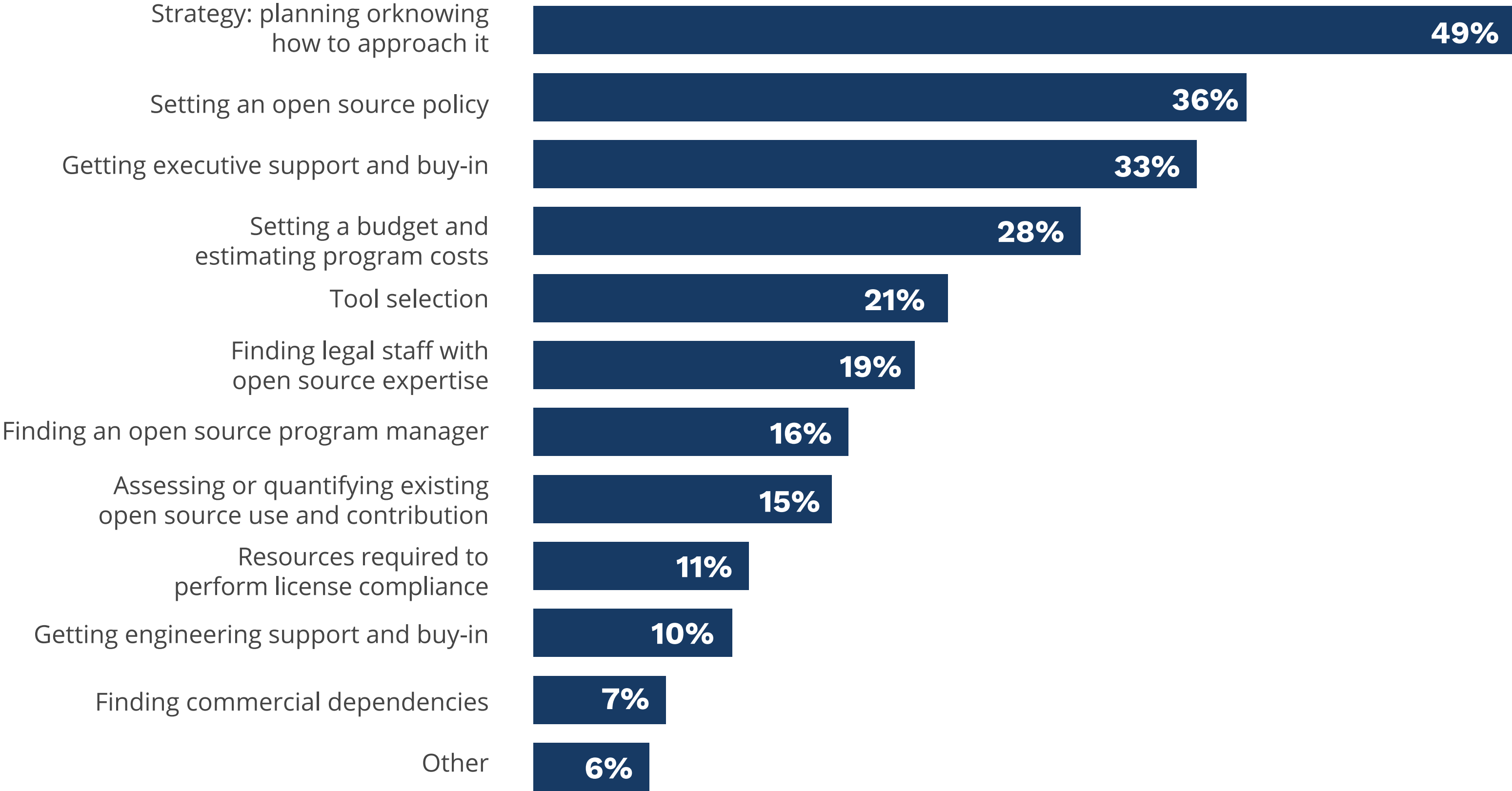
Top 10 Aims for Planned Open Source Program (Rank order shown. Green indicates an improvement and red a decline in rank vs '21 and '19.)

	2022	2021	2020	2019
Increased innovation	1	1	1	1
Culture change, with improved interaction among departments	2	7	2	2
Better security testing and vulnerability management	3	4	10	6
Faster time to market with new products	4	3	7	5
Increased speed and agility in development cycle	5	5	5	3
More influence in open source communities	6	13	14	12
More awareness of open source use and commercial dependencies	7	2	3	4
Better license compliance	8	14	11	14
Increased developer recruitment and retention	9	9	9	8
Lower support costs	10	6	6	9

Organizations need help starting new OSPOs

What have been the top three biggest challenges in establishing an open source program or initiative? (select three)

Q26: Sample Size = 120, Valid Cases = 120, Total Mentions = 300
 Only asked if respondent is planning a program or initiative



The top three challenges for organizations creating an open source program or initiative are the same as in 2020.

Organizations with a formal policy governing contributing upstream are more likely to face challenges finding legal staff with relevant expertise (31% vs the study average of 19%). (Q5 asks about formal policies)

Finding legal staff with open source expertise is also more difficult for those with policies about the use of open source in products (27%).

Yet, the absence of such a policy increases the likelihood that setting an open source policy is challenging to 49%.

**Not Current Planning
a Program or Open
Source Initiative**

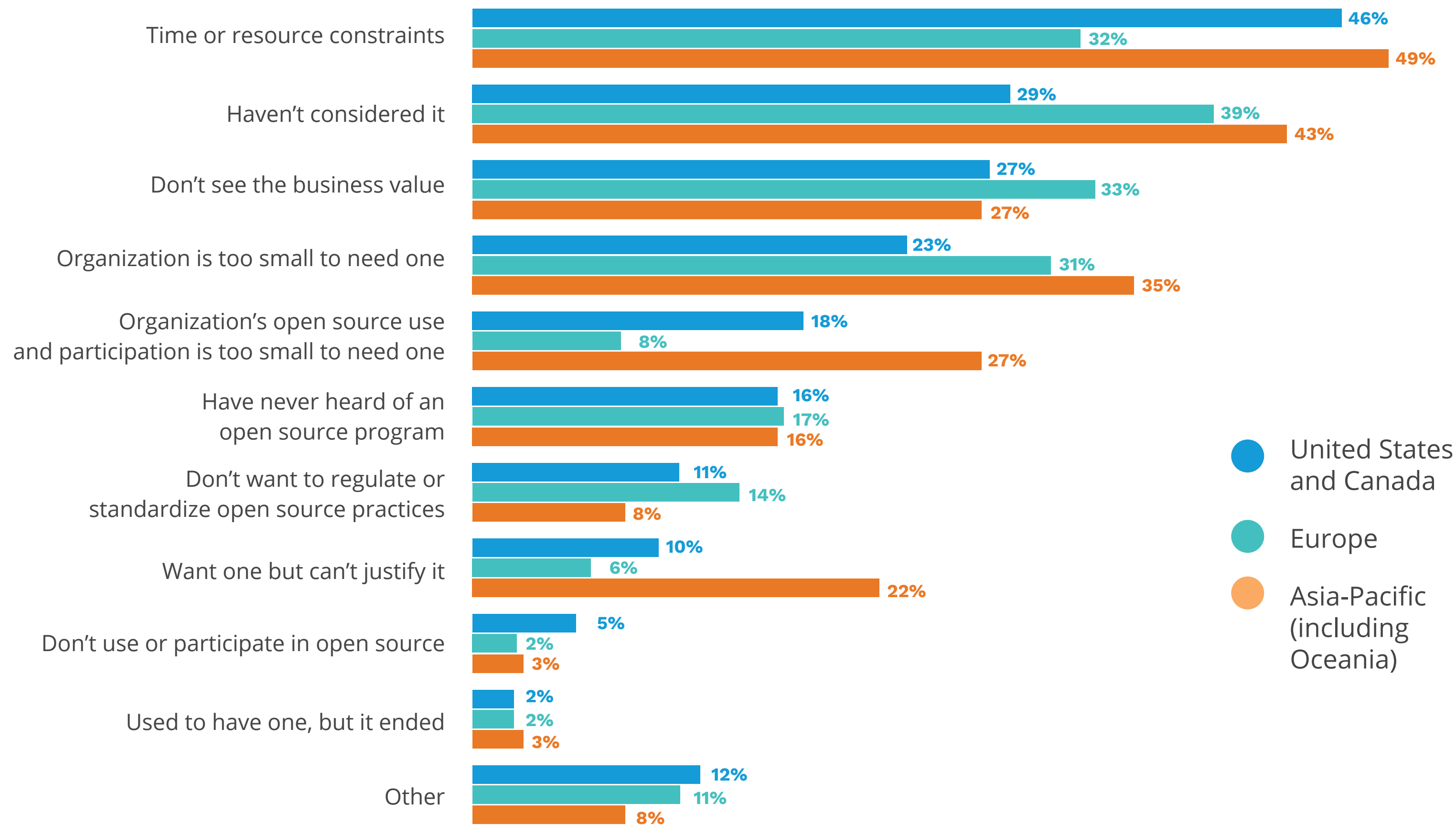


Research

Time / resource constraints is top reason why open source programs are not in plans

Why doesn't your organization have an open source program? (select all that apply) by In which region does your organization have its headquarters? (select one)

Q27, Q55. Sample Size = 255, Valid Cases = 255, Total Mentions = 520



At 38%, time / resource constraints is the top reason why open source programs are not in plans

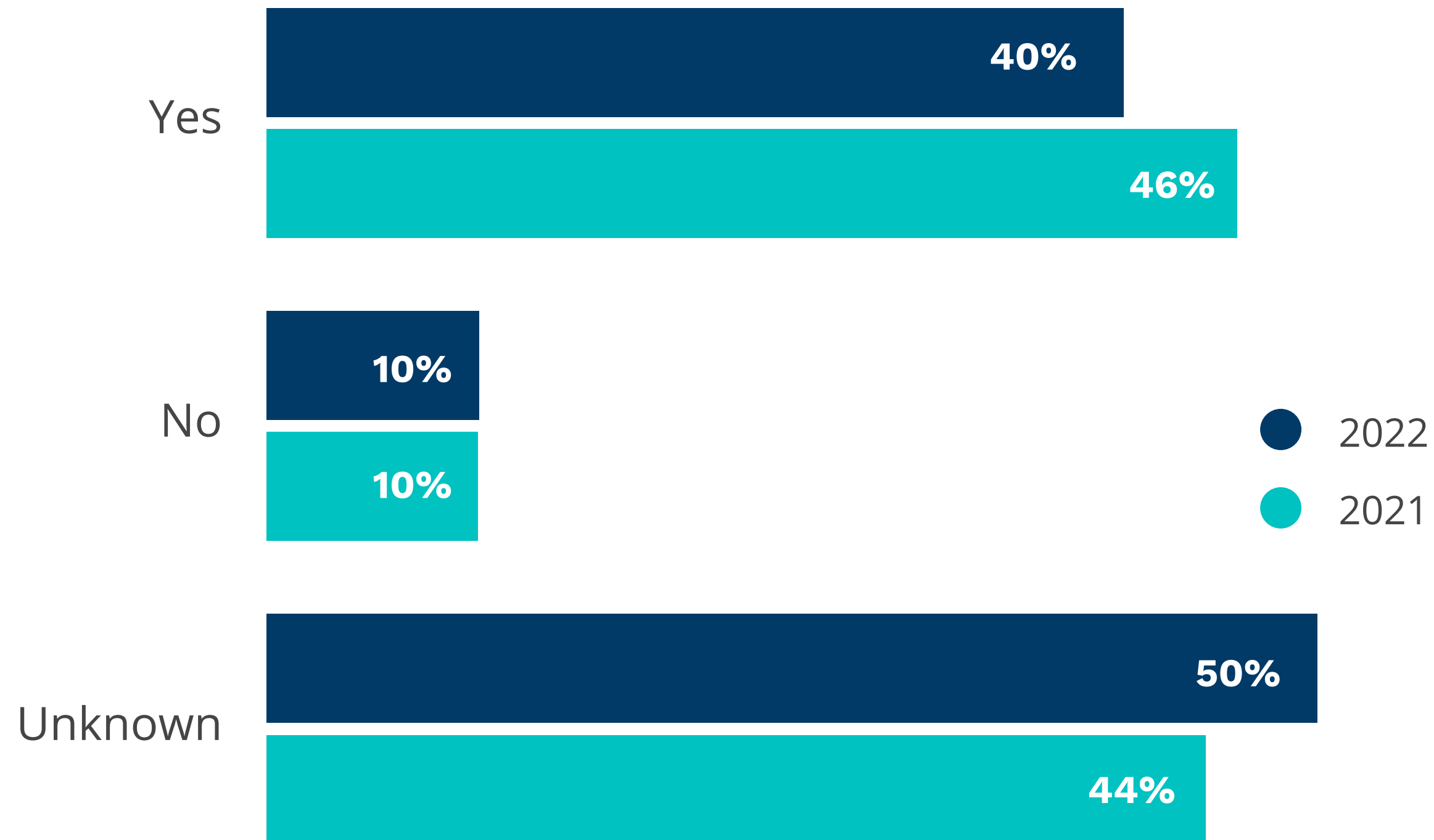
Justifications about time and resource constraints are often centered around the size of the organization rather than assumptions about business value.

Organizations headquartered in the Asia-Pacific are twice as likely as the average organization (22% vs 10%) to want a program but not be able to justify it.

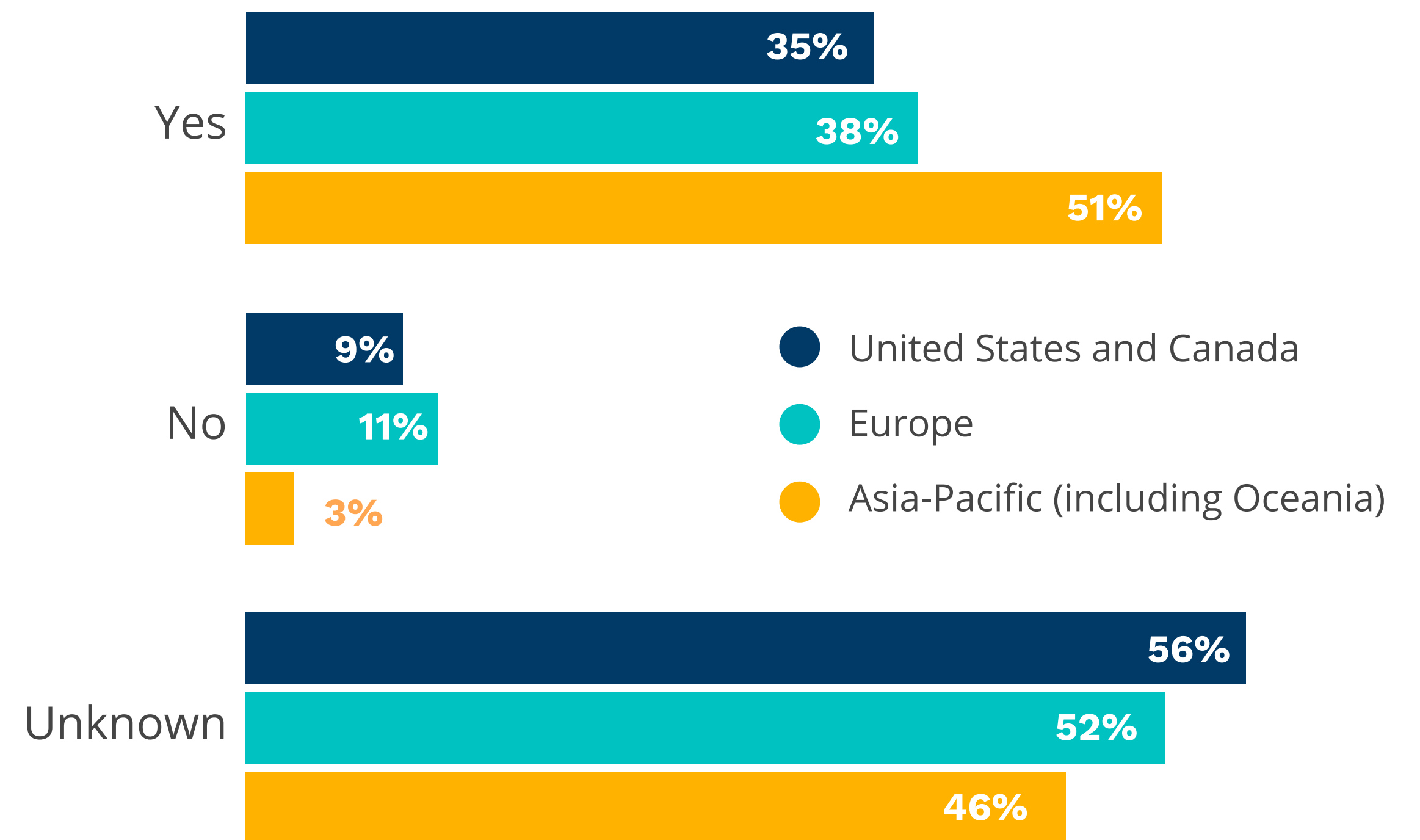
More opportunity to create OSPOs in Asia-Pacific

Would your organization benefit from an open source program or initiative? (select one) by
In which region does your organization have its headquarters? (select one)

Q28: Sample Size: 2022 = 329; 2021 = 472
Worldwide view



Q28, Q55: Sample Size: 2022 = 329

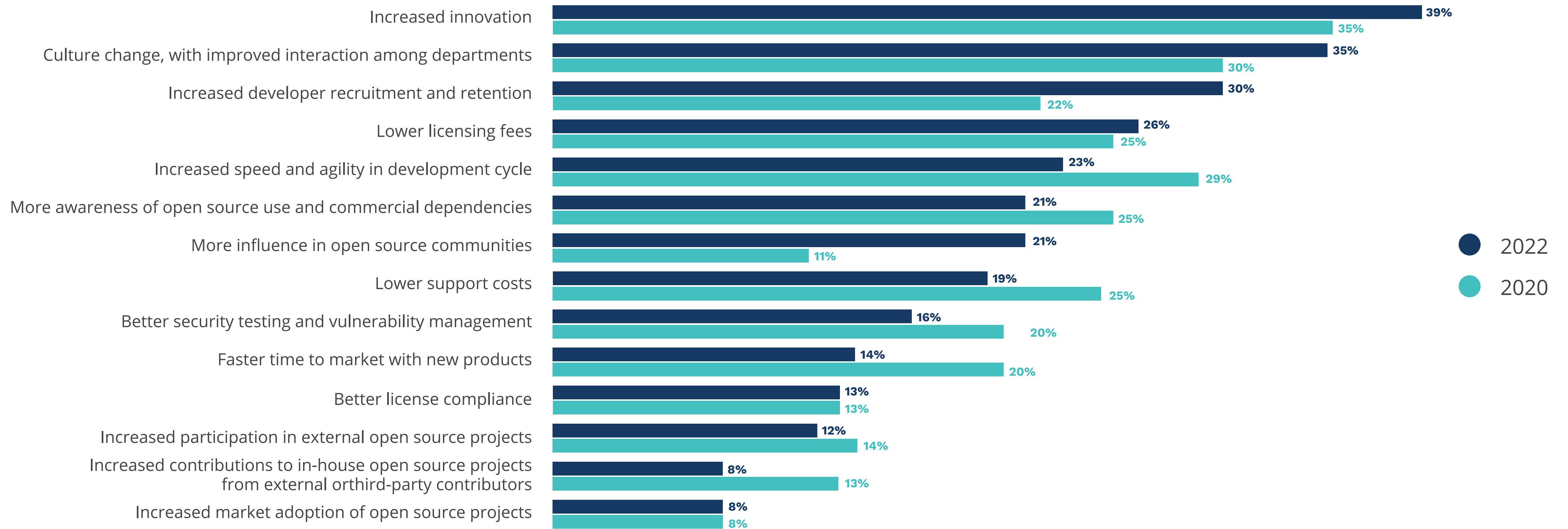


Developer recruitment / retention rises to #3 on list of expected OSPO benefits

What are the top three ways your organization would benefit from an open source program or initiative? (select three)

Q30: Sample Size: 2022 = 122; 2020 = 183

Respondents have no plans to create an open source program but believe their organization would benefit from one.



In their own words: Approaching the creation of a program or initiative

How would you approach creating an open source program or initiative within your organization?

“Establish the goals of an open-source program. Create a repository for open-source program, complete with contributing and communication guidelines, codes of conduct, templates, and maintainer guides.”

“It will start with motivation to articulate the business case for open source program and then a policy will be formulated. We will then identify areas to benefit from this program.”

“Need to get proper buy-in and resource commitments from executive leadership. That would probably require convincing the need for it. So far, that need hasn’t been organically strong enough against current sales and business. I believe there’s non-trivial value added in having something like this, if nothing else, as guidance for developers to contribute back to free / open source projects, which could bolster employee happiness.”

“Workplace is a university, hence, I would motivate the program by highlighting benefits for research and students/teaching, i.e., advance education in engineering and (computer) science.”

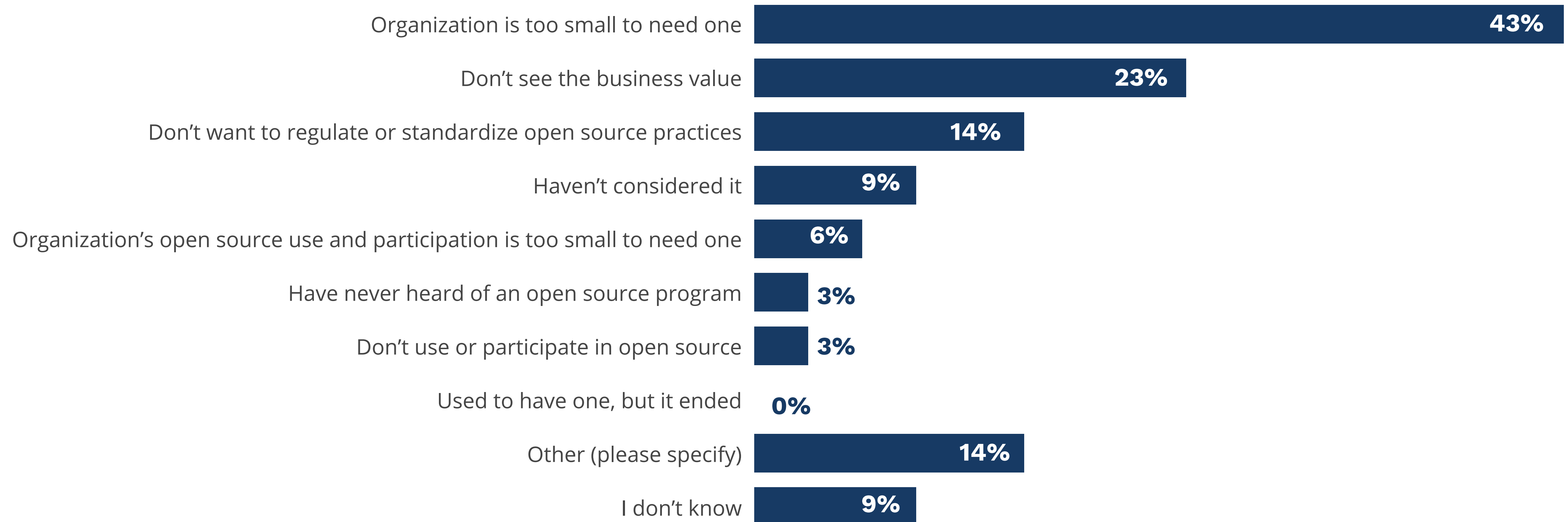
“My organization is a university. We’d likely create a community of practice.”

Organization size is top reason those with no plans say an OSPO would not benefit their organization

Would your organization benefit from an open source program or initiative?
If no, why would your organization not benefit? (select all that apply)

Q31: Sample Size = 35, Valid Cases = 35, Total Mentions = 43

Respondents have no plans to create an open source program but and do not believe their organization would benefit from one.



Value of Open Source Participation



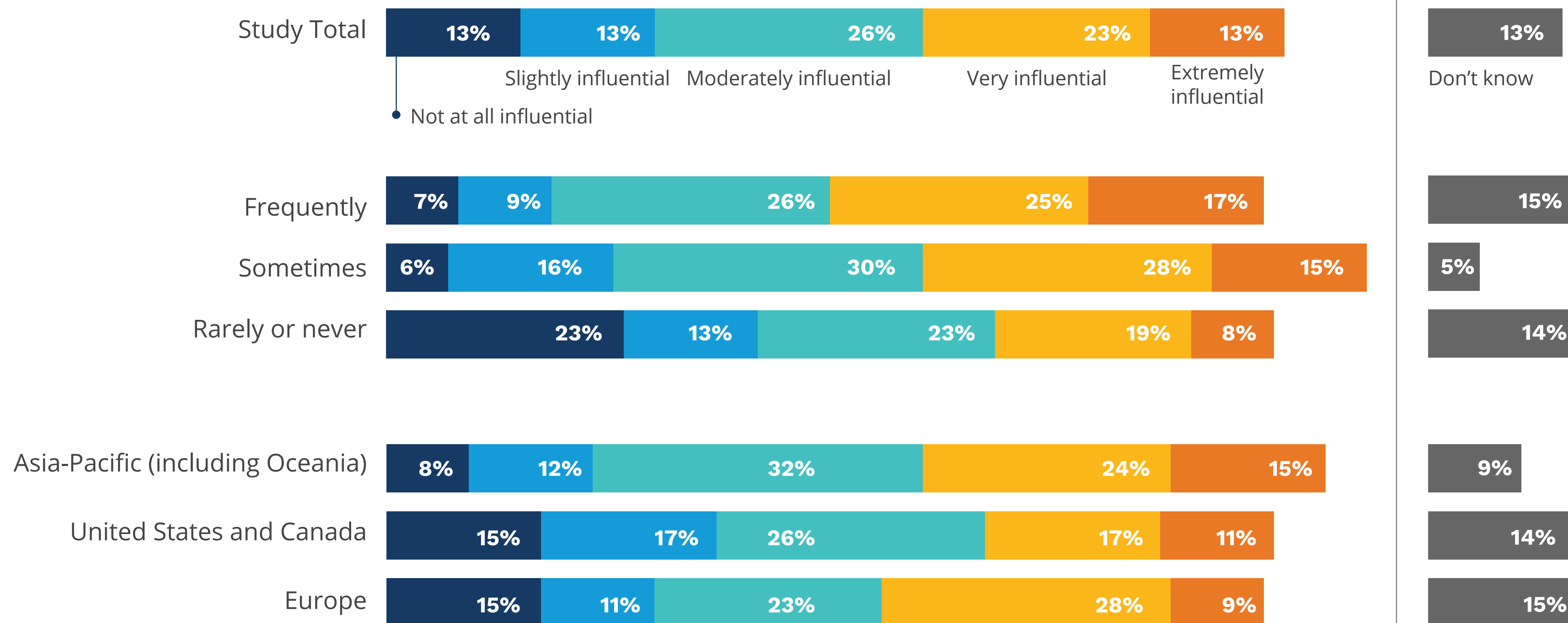
Research

Community citizenship influences buying decisions for organizations that contribute code upstream

To what degree does a company's participation in, and contributions to, the open source community influence your organization's buying decisions? (select one) by How often does your organization contribute code upstream? by In which region does your organization have its headquarters? (select one)

Q37, Q4, Q55: Sample Size = 511

People that did not have OSPOs and did not know if an OSPO would benefit their organization were not asked this question.

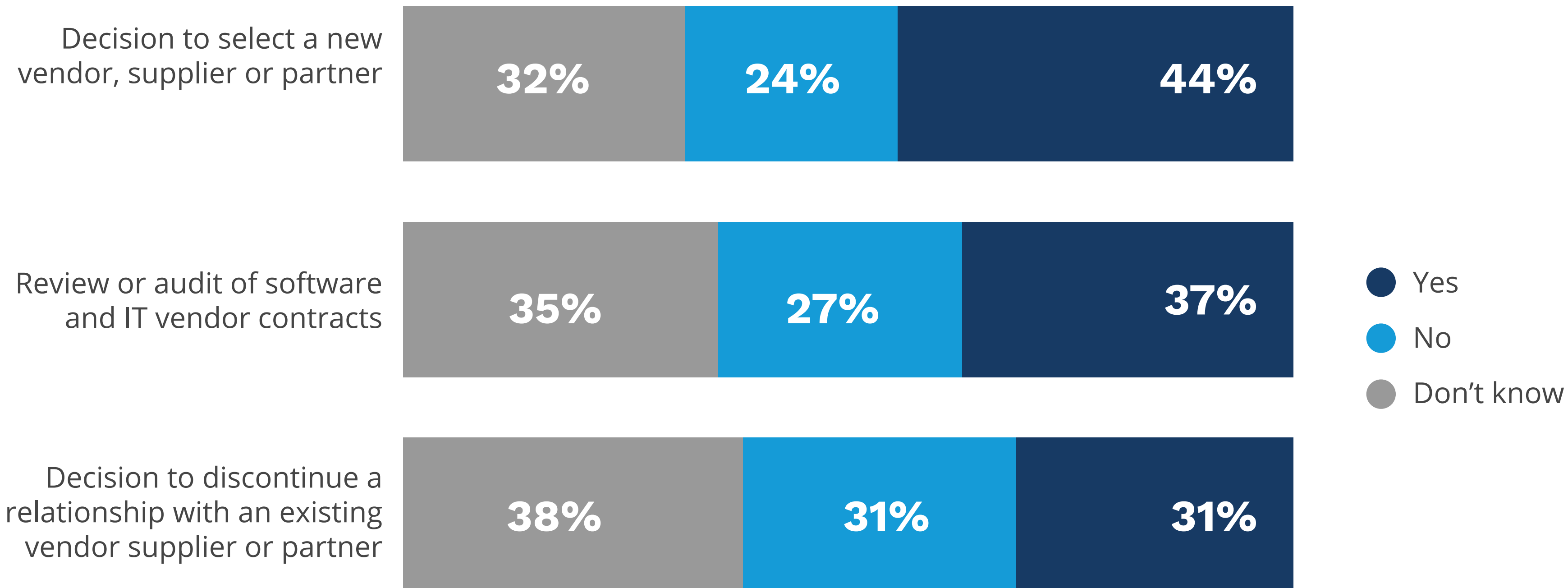


Involvement in open source ecosystems is more likely to be used as criteria for business decision making

In the last five years, has anyone in your organization included participation in open source ecosystems as criteria for the following? (select one per row)

Q38: Sample Size = 511

People that did not have OSPOs and did not know if an OSPO would benefit their organization were not asked this question.



Last year, 46% of organizations used participation in open source ecosystems to make one or more of these decisions. That jumped to 55% this year.

46% of organizations that have an open source program/initiative, regardless of its formality, have reviewed or audited contracts — that compares to 28% of everyone else.

In their own words: Suggesting how to track open vendor/supplier open source participation

If your organization has previously assessed vendor, supplier or partner participation in open source ecosystems, how would you change the process and metrics in the future? What would you tell your peers seeking to conduct similar evaluations?

“Just having an open source policy is not sufficient. Policy should have a well-defined process and continuing improvements.”

“Considering open source is now part of our IT governance. It’s not mandatory, but when open source is a viable option, the organization will aim to select this solution.”

“Checking that use of open protocols and standards versus the supplier proprietary options does not influence costs for using services.”

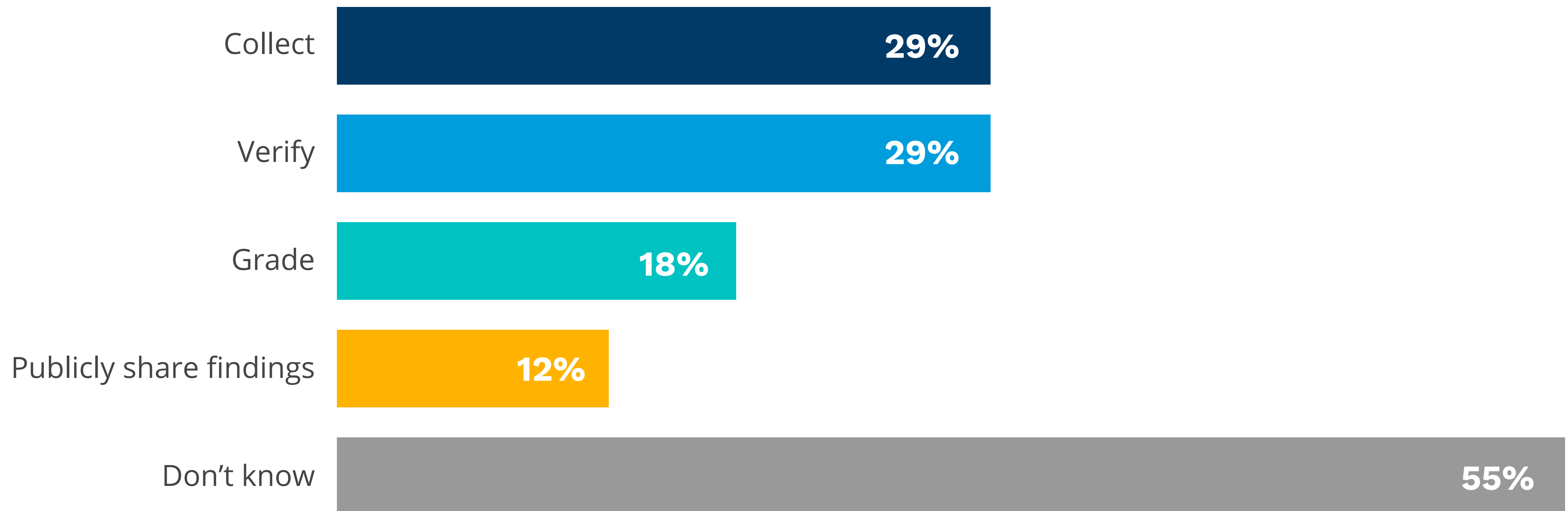
“Caution when approaching certain topics such as copyleft initiatives. Ideally it needs to include reuse and resubmission of modified code.”

Few organizations collecting information about disclosures share those findings publicly

In regards to content and quality, does your organization collect, verify, grade, and publicly share its findings from open source disclosure documents supplied by third-party vendors? (select all that apply)

Q40: Sample Size = 511, Valid Cases = 511, Total Mentions = 731

People that did not have OSPOs and did not know if an OSPO would benefit their organization were not asked this question.



License Compliance and Security

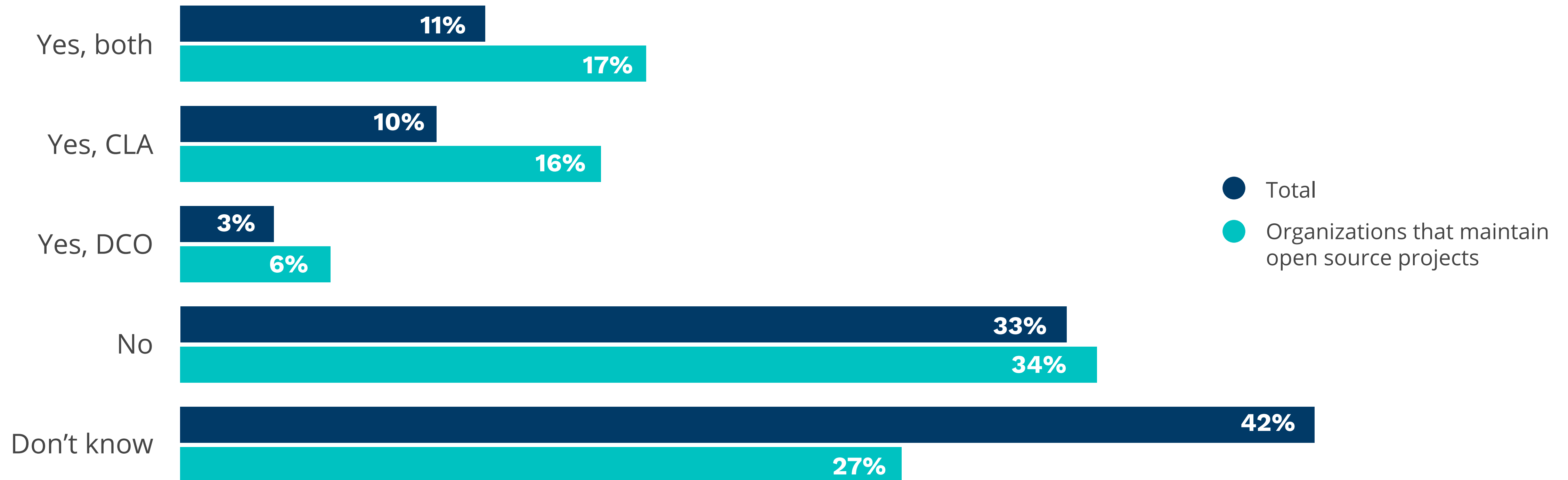


Research

CLA and DCO requirements for external contributions to projects

Does your organization require a Contributor License Agreement (CLA) and/or a Developer Certificate of Origin (DCO) for external contributions to your open source projects? (select one)
by How many open source projects does your company maintain? (select one)

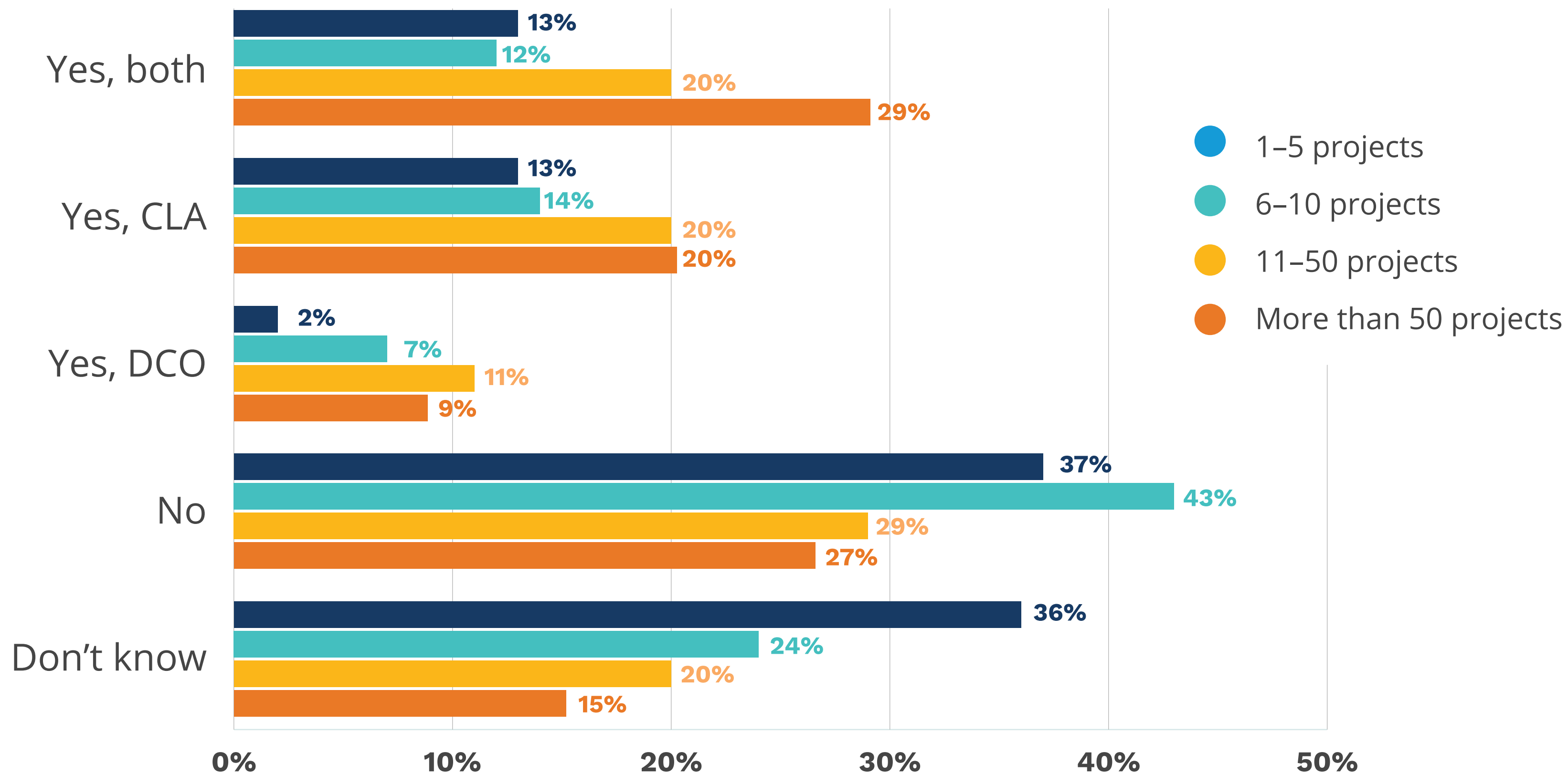
Q47, Q43: Sample Size = 658



Organizations that maintain the most projects lead in the requirement of a Developer Certificate of Origin (DCO)

Does your organization require a Contributor License Agreement (CLA) and/or a Developer Certificate of Origin (DCO) for external contributions to your open source projects? (select one) by How many open source projects does your company maintain? (select one)

Q47, Q43: Sample Size = 356 (1-5 projects, 164; 6-10 projects, 58; 11-50 projects, 55; More than 50 projects, 79)



33% of organizations that maintain open source projects require a CLA from external contributors and 23% require a DCO. Only 11% require both.

Organizations that maintain more than 10 projects are more likely have one of these requirements.

Almost half (49%) of organizations that maintain more than 50 projects have a CLA requirement; 38% require DCOs.

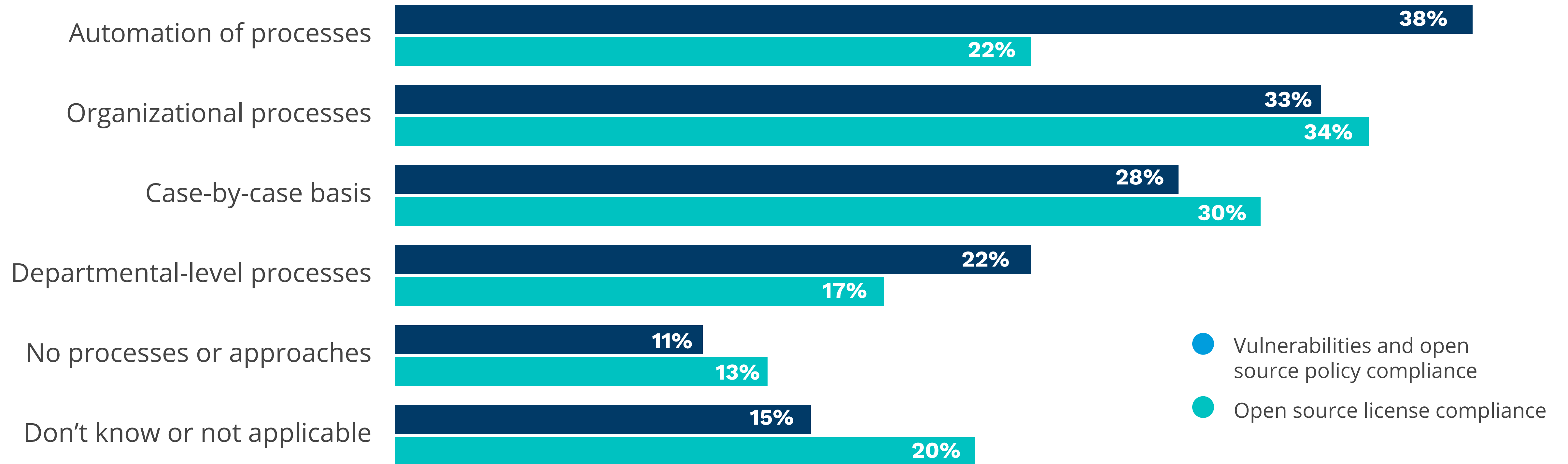
Automation of checks / scans is more common for security than for license compliance

How does your organization scan for vulnerabilities and open source security compliance? (select all that apply)

How does your organization check for open source license compliance? (select all that apply)

Q49: Sample Size = 658, Valid Cases = 658, Total Mentions = 905

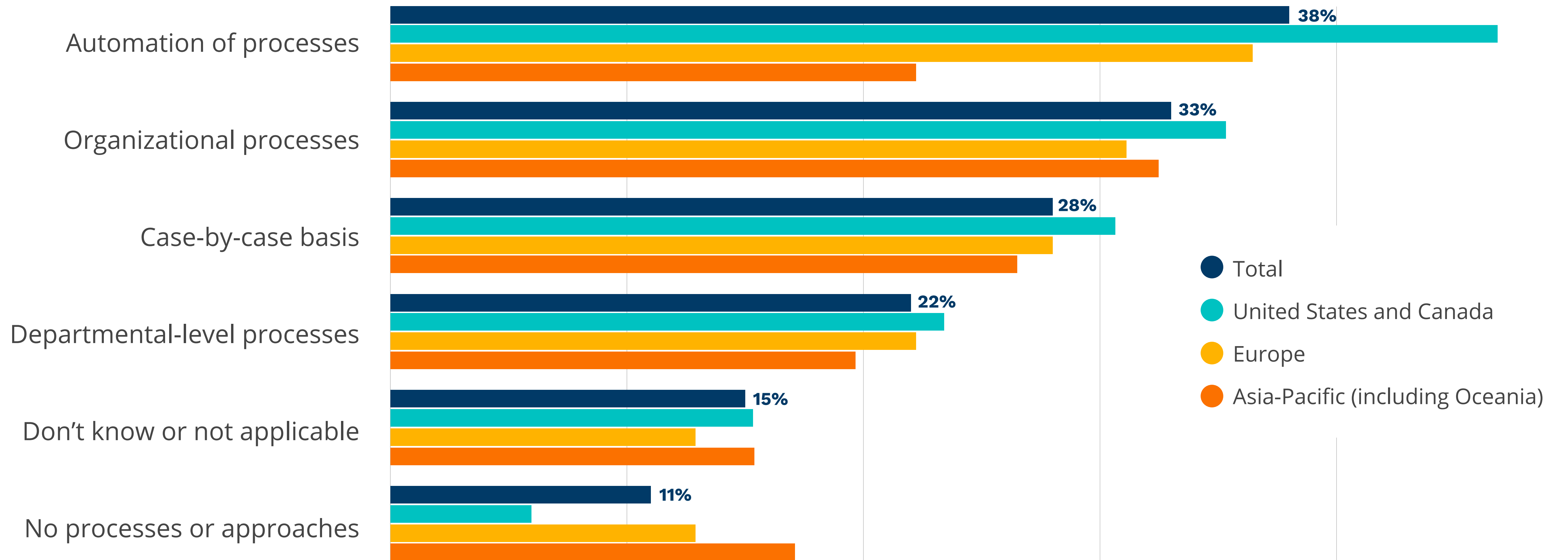
Q50: Sample Size = 658, Valid Cases = 658, Total Mentions = 958



North American organizations are more likely to use process automation for security compliance

How does your organization scan for vulnerabilities and open source security compliance?
(select all that apply) by In which region does your organization have its headquarters? (select one)

Q50, Q55: Sample Size = 658, Valid Cases = 658, Total Mentions = 958



Appendix

- » Demographics and Firmographics (Q3, Q53)
- » Maturity of Open Source Practices and Development Metrics (Q1, Q5, Q43-Q46)
- » Current Open Source Programs and Initiatives (Q12)
- » Organizations Planning an Open Source Program or Initiative (Q22-24)
- » Organizations Not Planning an Open Source Program or Initiative (Q28)
- » License Compliance and Security (Q48, Q51)

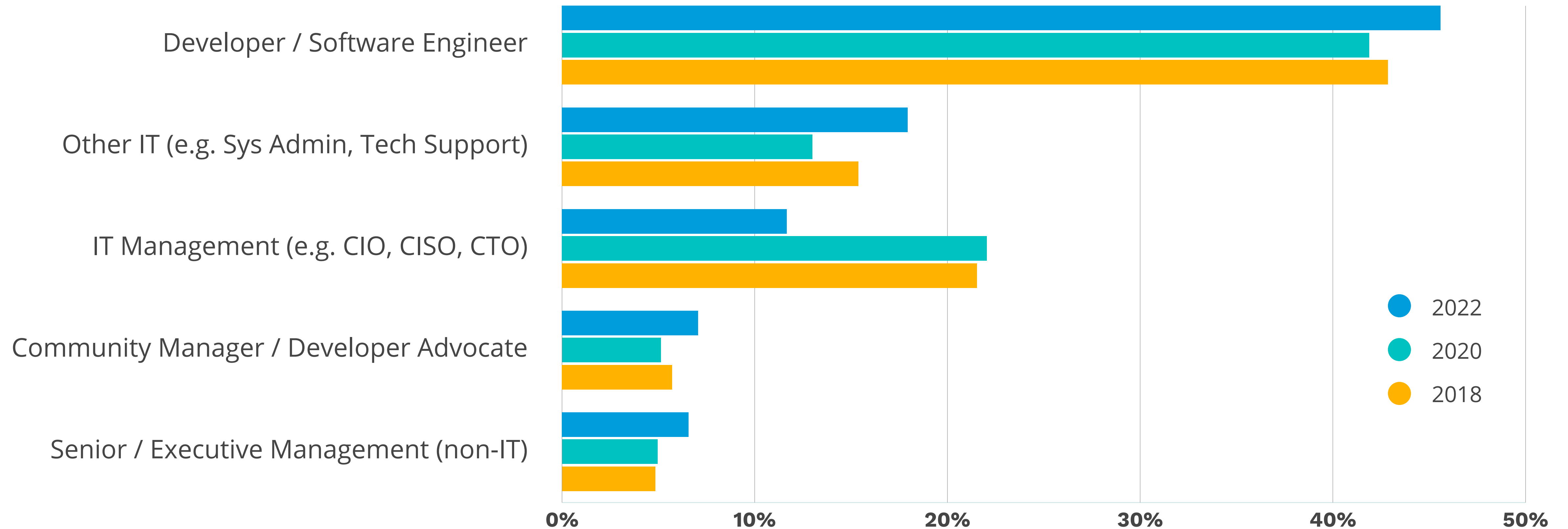


Research

Primary job role

Professionally, which role or field do you most closely identify with? (select one)

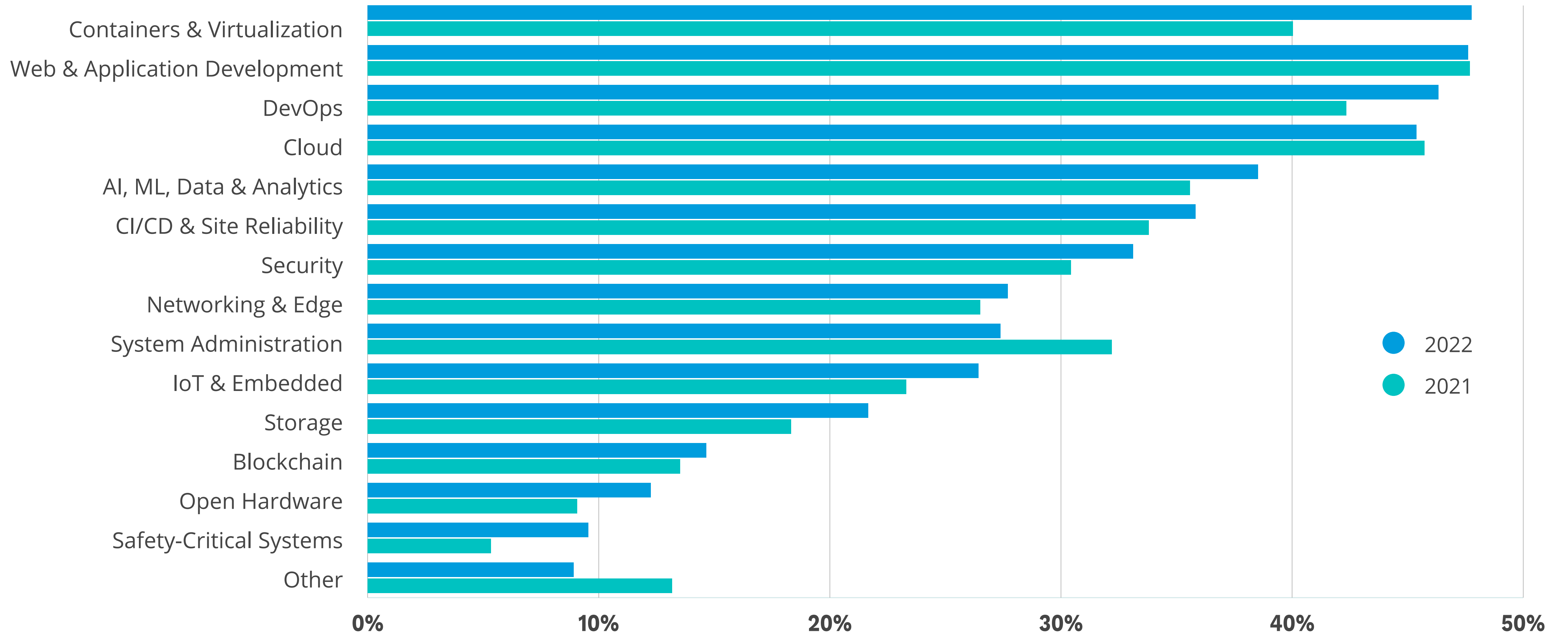
Q3: Sample Size: 2022 = 1020; 2020 = 585; 2018 = 455



Focus of organization's open source activities

Which technology area does your organization focus its open source activities on? (select all that apply)

Q53: Sample Size: 2022 = 628; 2021 = 526

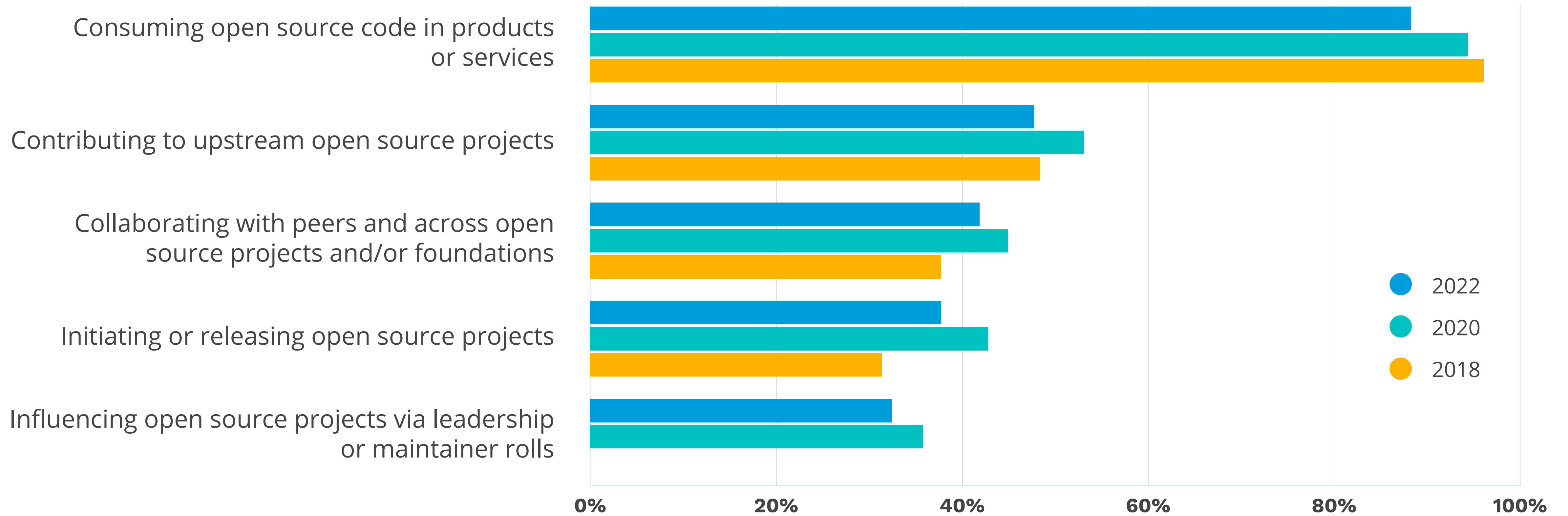


Change in open source adoption patterns

Where is your organization on its open source journey? (select all that apply)

Q1: Sample Size: 2022 = 1020; 2020 = 783; 2018 = 612

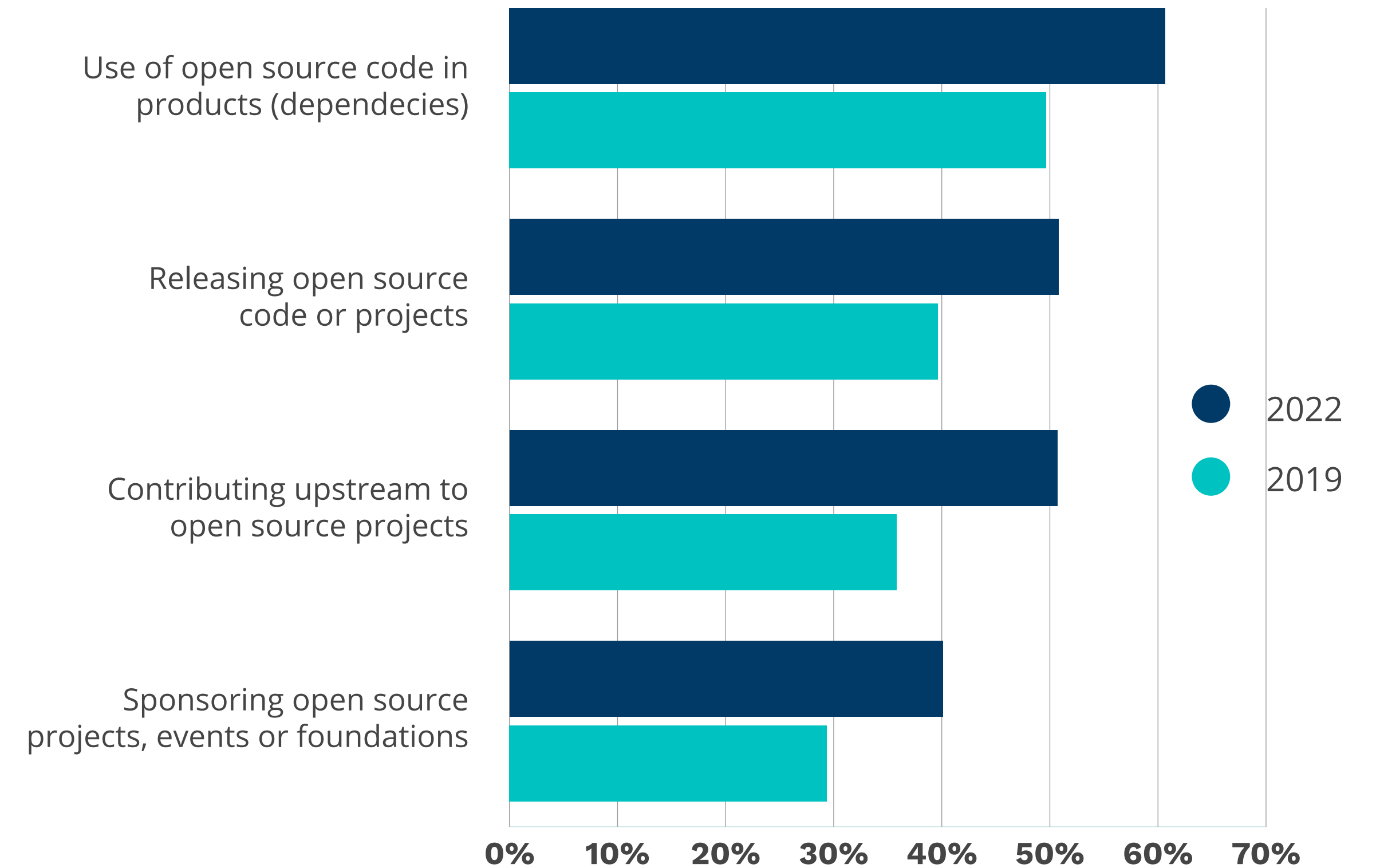
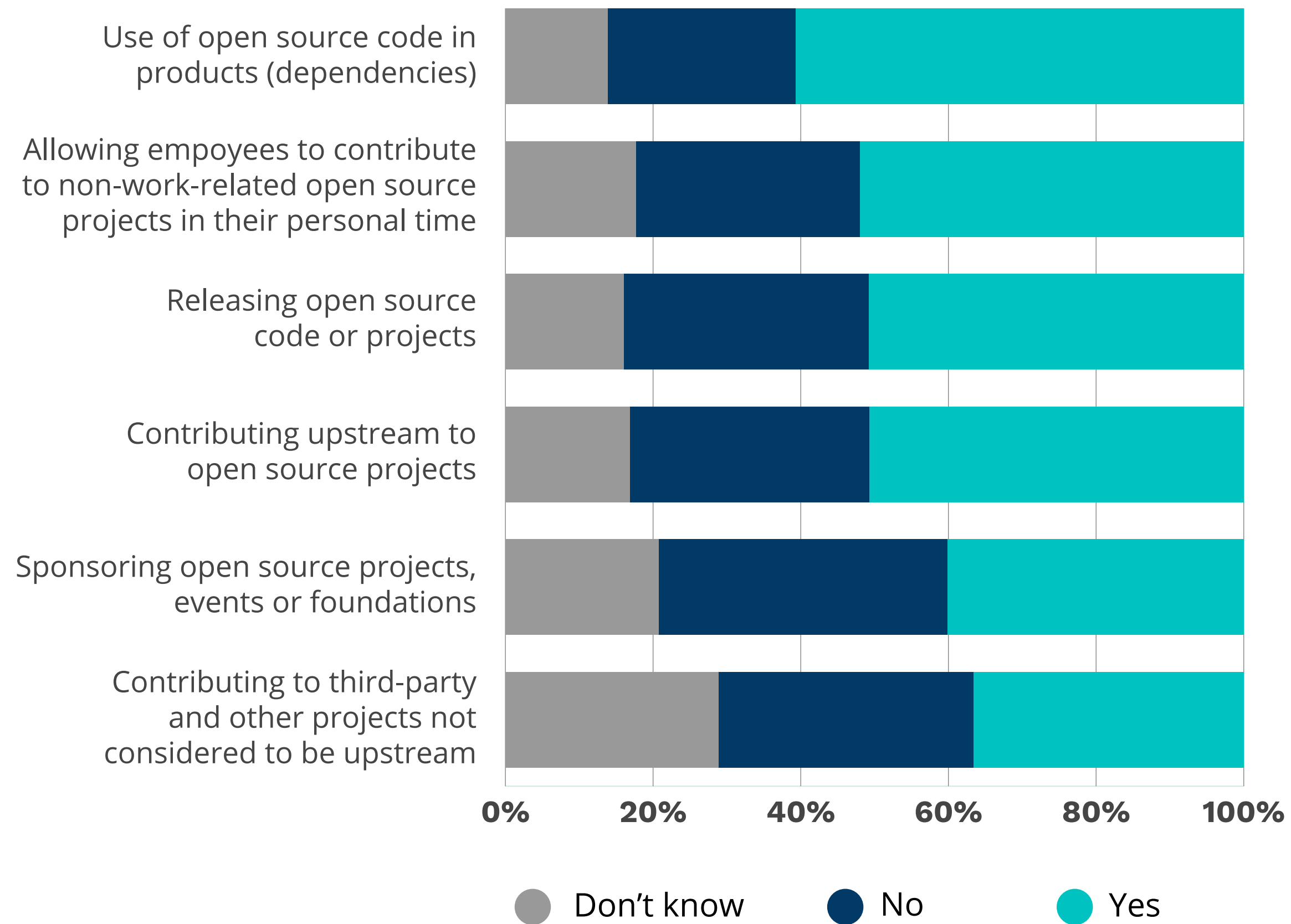
Chart omits "Don't know" responses" from the previous years' calculations. Influencing via leadership/maintainer roles was not asked about in 2018.



Formal policies about use and contribution to open source projects

Does your organization have a formal policy governing use and contribution to open source projects in the following areas? (select one per row)

Q5: Sample Size = 2022 = 1,020; 2020 = 783; 2018 = 612

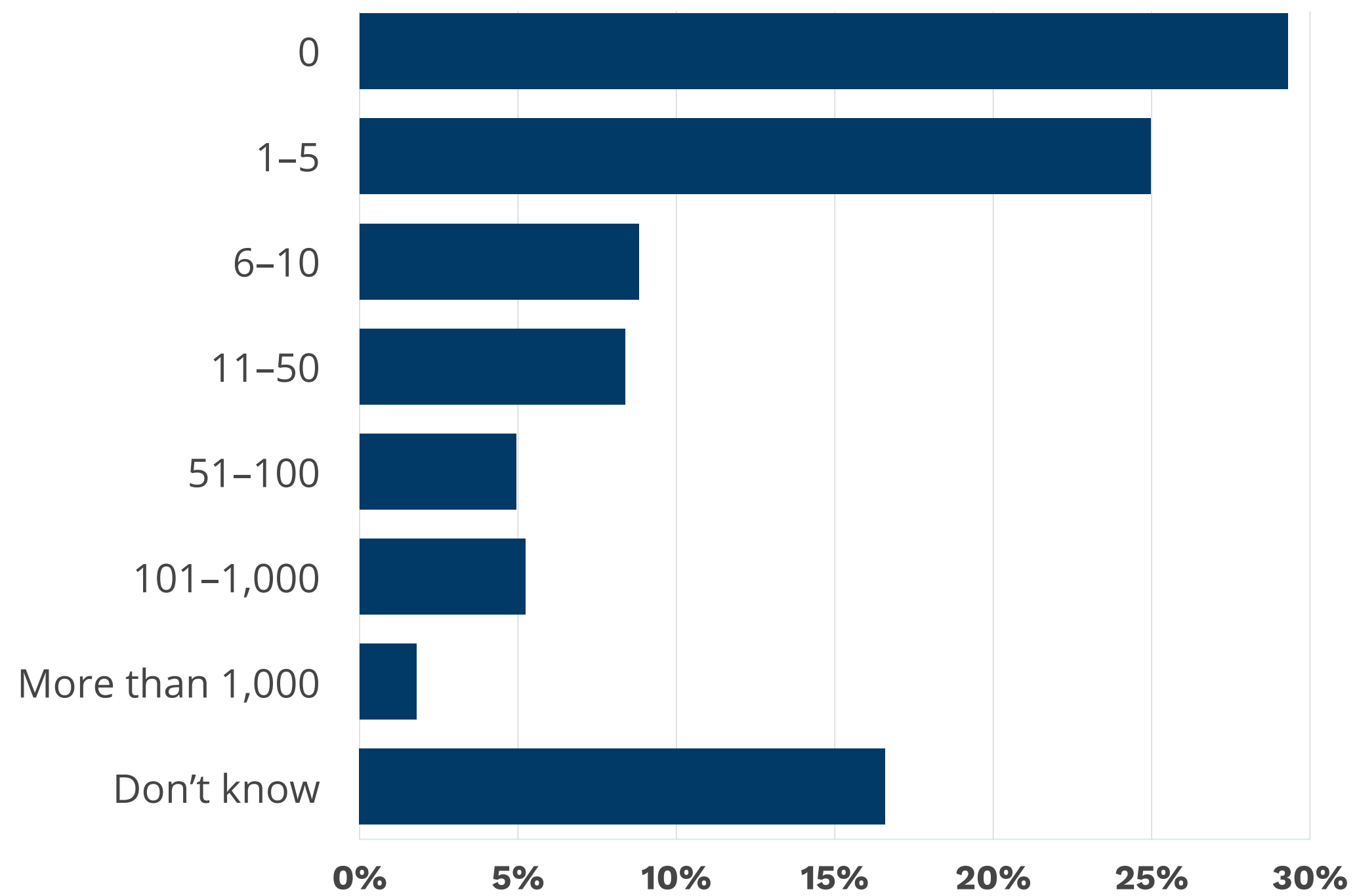


Number of maintained open source projects

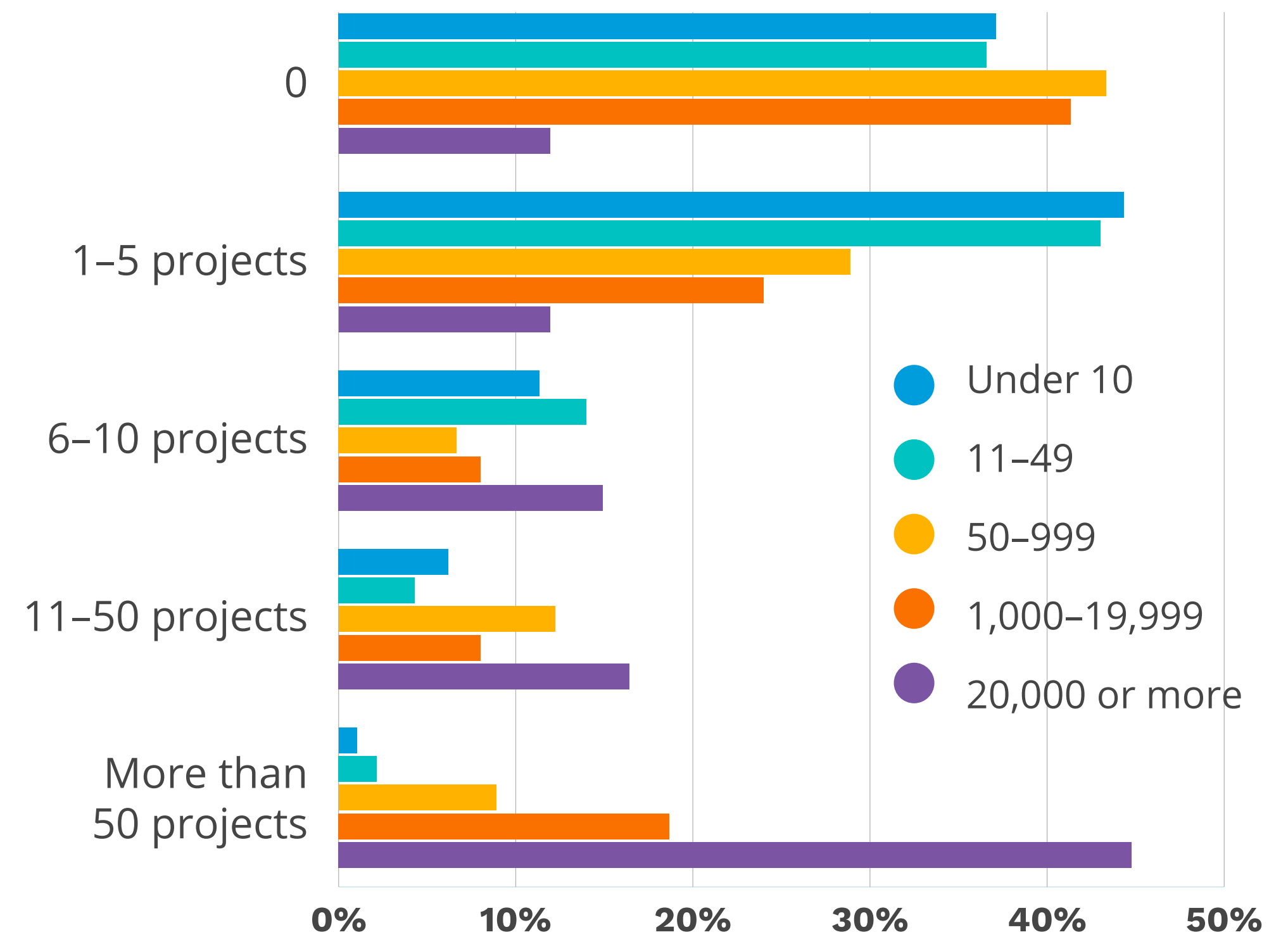
How many open source projects does your company maintain? (select one)

Number of Projects by Organization Size

Q43: Sample Size = 669.



Excluding "Don't Know" Responses: Number of Projects by Organization Size

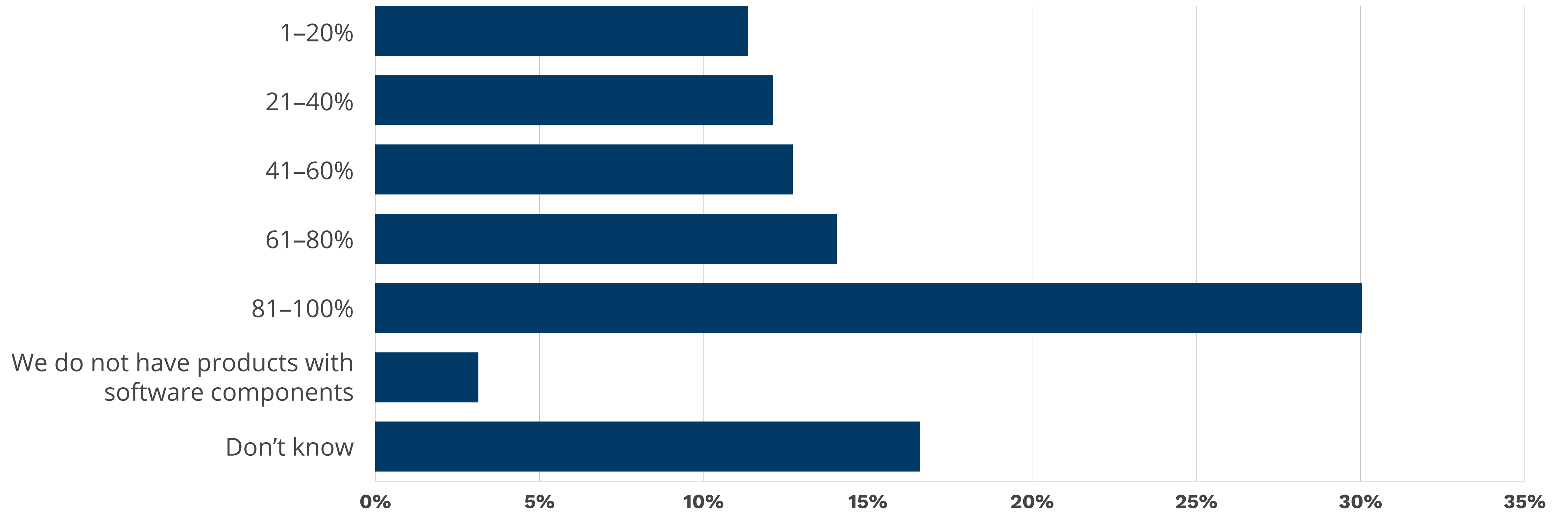


* Respondents employed by a software integrator or consulting firm, or self employed, were asked to answer on behalf of the most current client they were primarily working for.

Products that include open source components

What percentage of your organization's products include open source components? (select one)

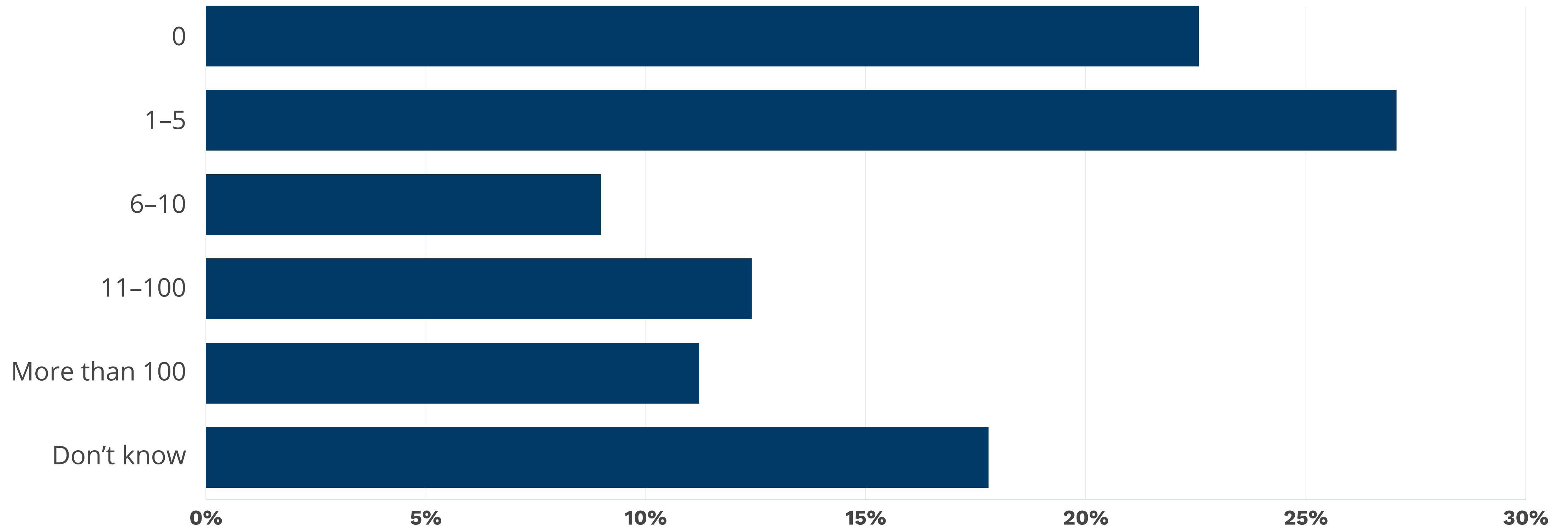
Q46: Sample Size = 669



Developers contributing to relied upon open source projects

How many developers (full time or part time) in your organization contribute to open source projects you depend on? (select one)

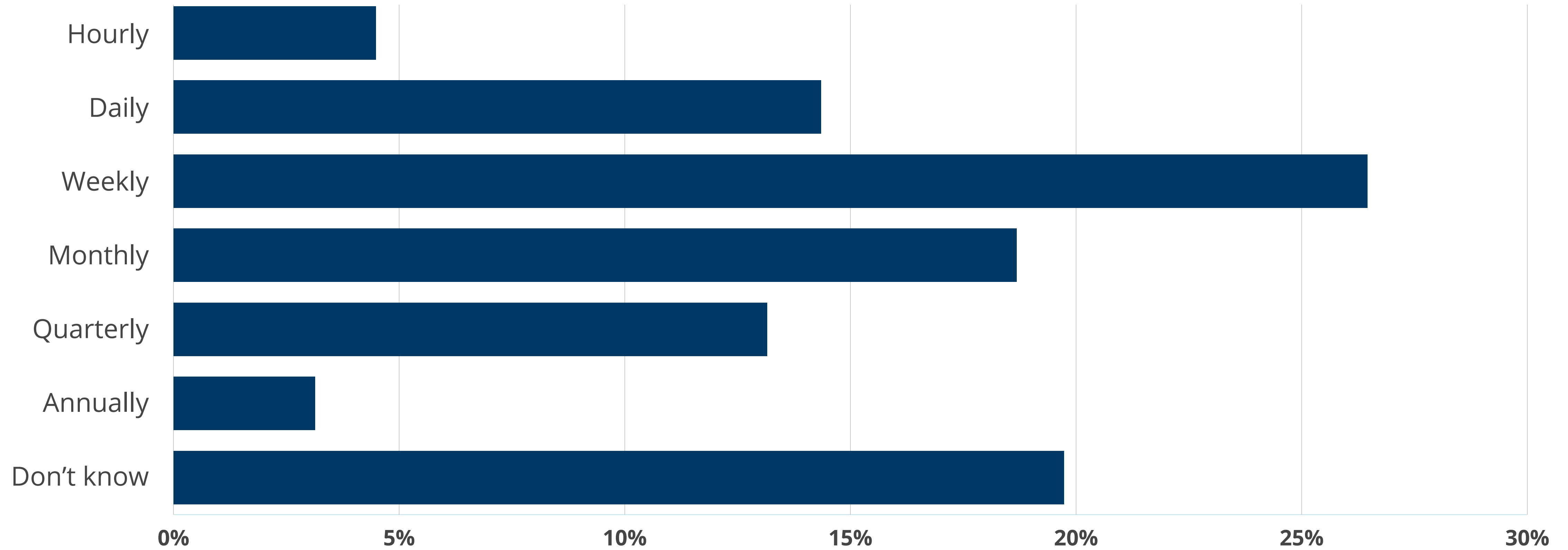
Q44: Sample Size = 669



Average app dev team's frequency of code release

How often does your average application development team release code into production? (select one)

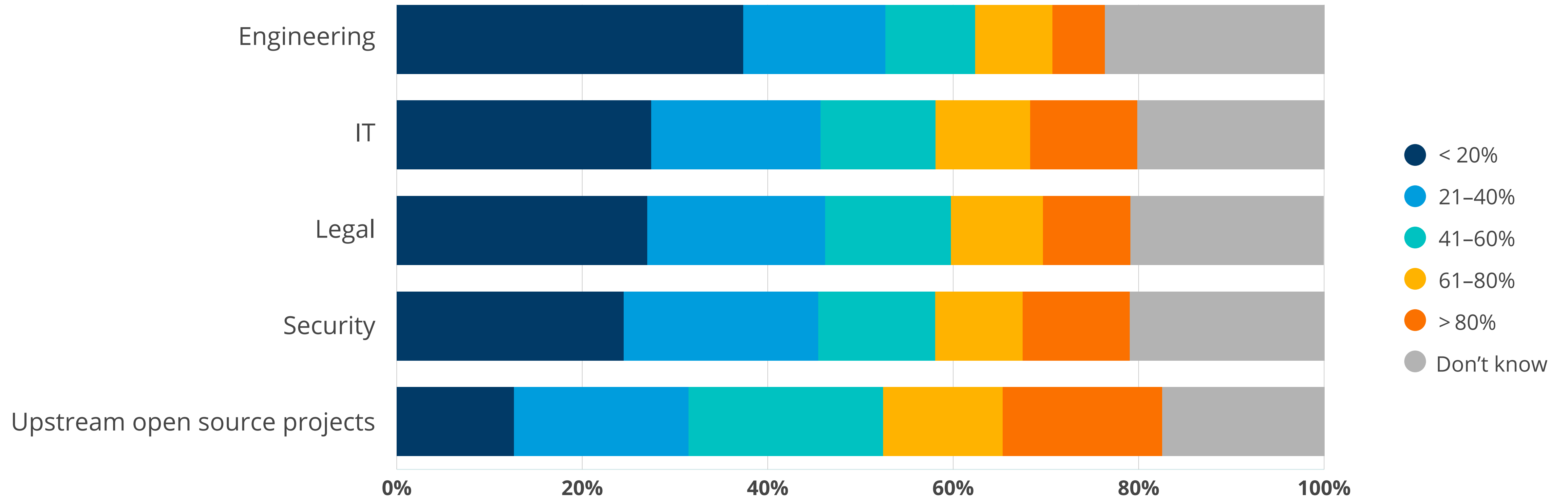
Q45: Sample Size = 669



Time spent collaborating with other departments

What percentage of your open source program or initiative's time is spent collaborating with the following departments? (total can equal more than 100%) (select one per row)

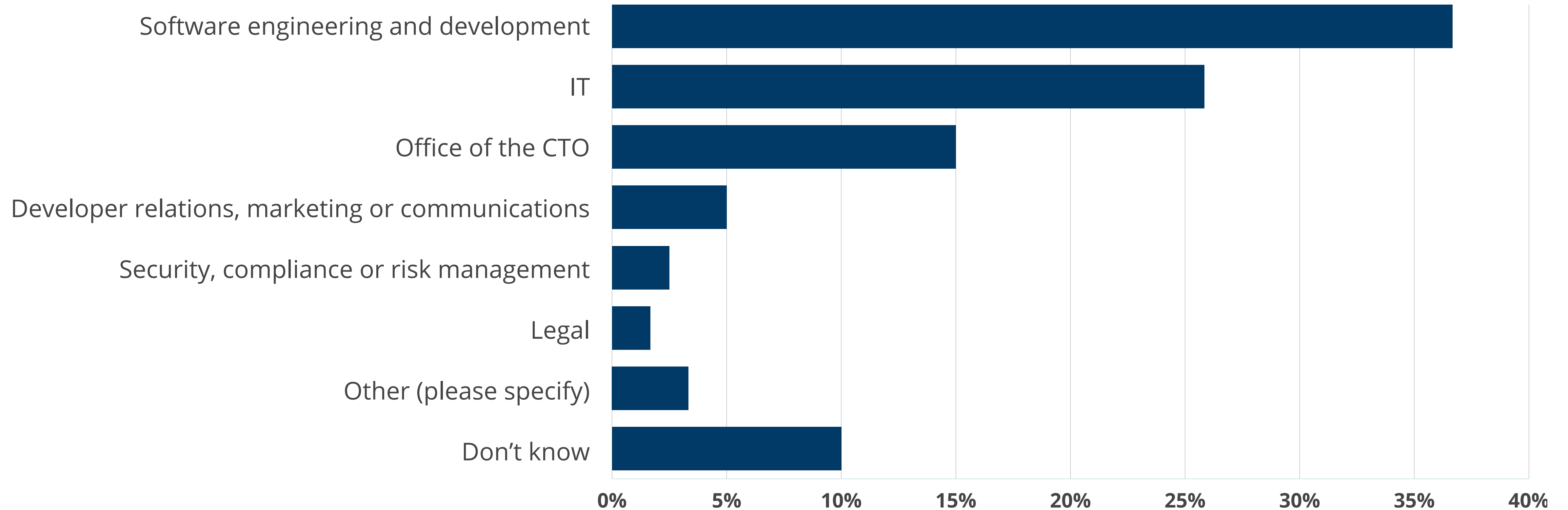
Q12: Sample Size = 372



Expected location of planned open source program

Where will the open source program or initiative be located within the organization? If the effort is informal, answer based on who the primary organizers will report to. (select one)

Q24: Sample Size = 120

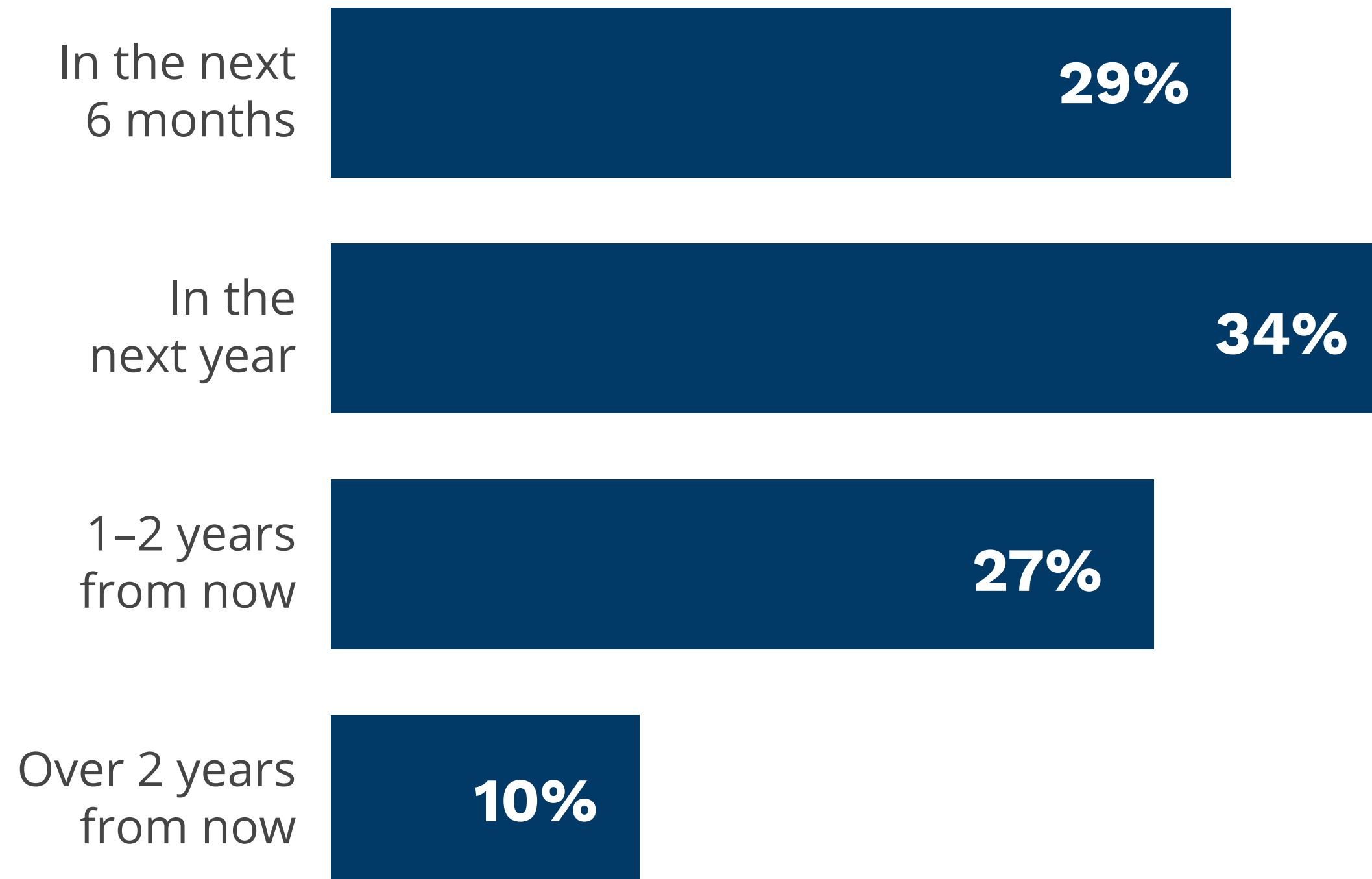


Increased indecision about whether planned OSPOs should be virtual or structured

When does your organization plan to start a program or initiative? (select one)

Q22: Sample Size = 120

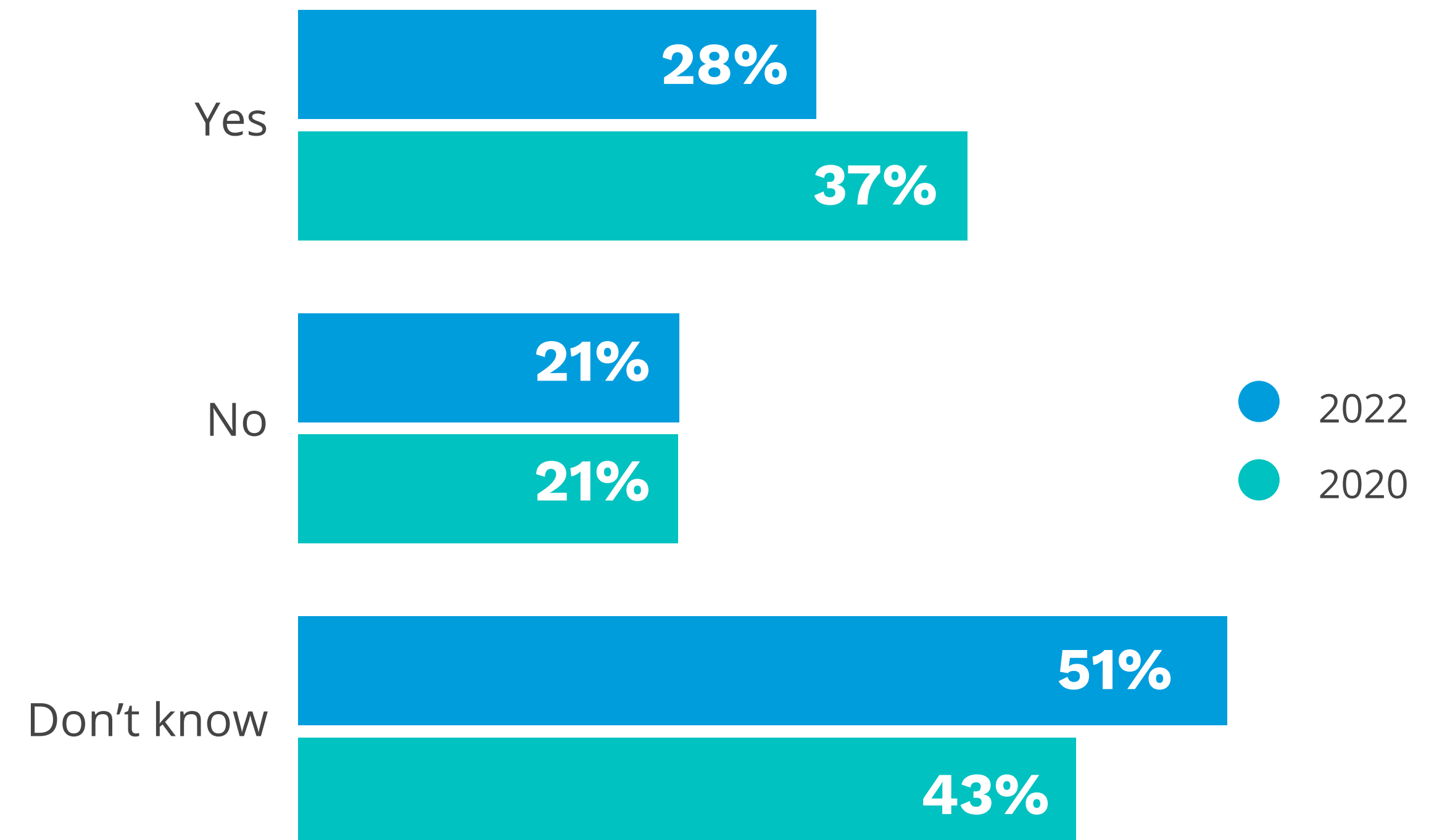
Only asked if respondent is planning a program or initiative



Will the program or initiative be formally structured with dedicated person-hours, reporting structure and/or job titles? (select one)

Q23: Sample Size: 2022 = 120; 2020 = 101

Only asked if respondent is planning a program or initiative

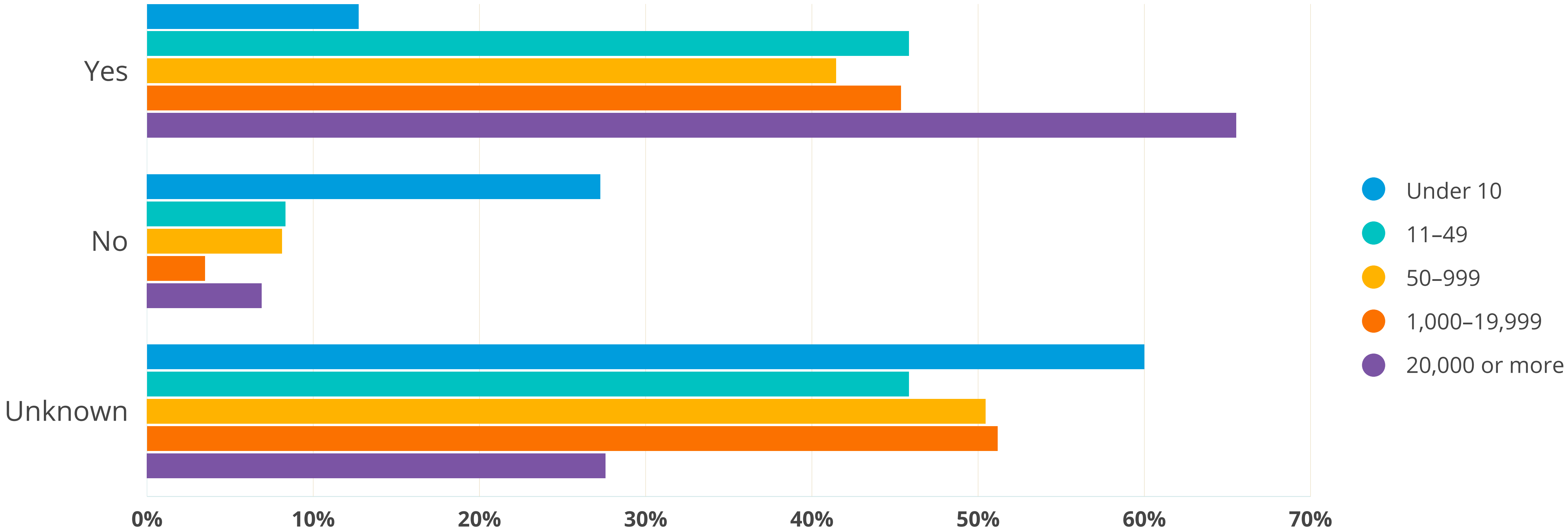


Possibility that an organization could benefit from an open source program

Would your organization benefit from an open source program or initiative?
(select one) by How many people work for your organization?*

Q28, Q2: Sample Size = 329

Only asked if respondent's organization has no plans for an open source program or initiative.

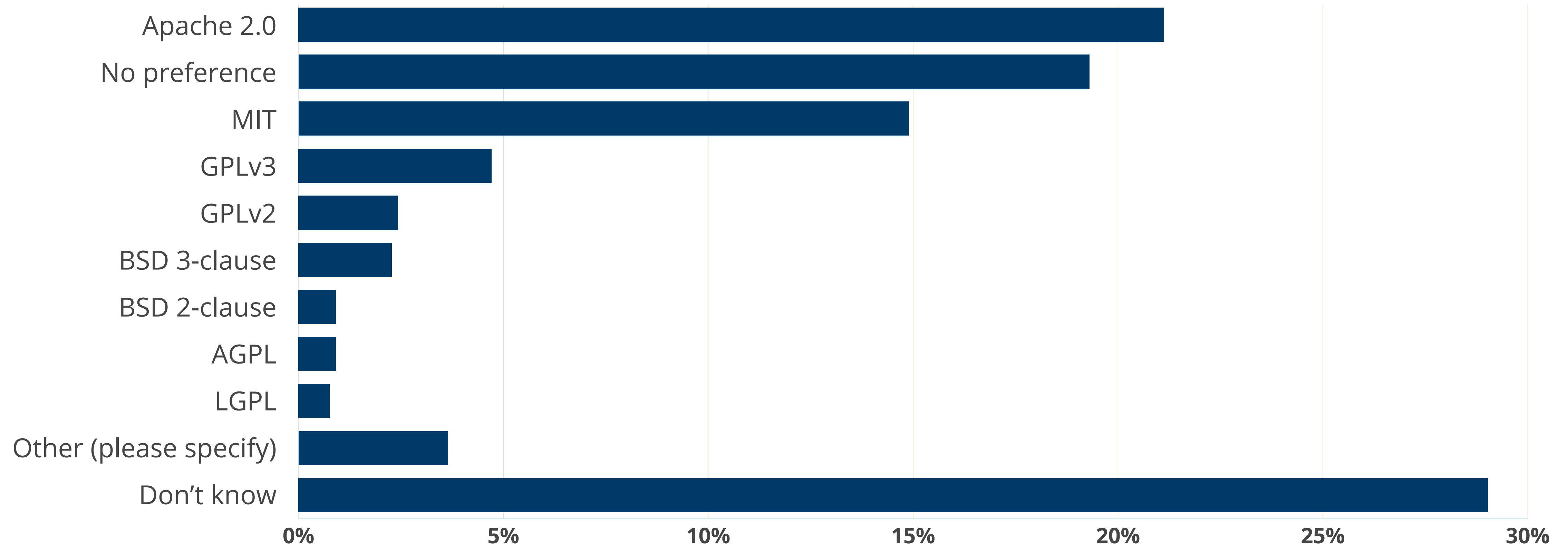


* Respondents employed by a software integrator or consulting firm, or self employed, were asked to answer on behalf of the most current client they were primarily working for.

Preferred license for open source projects

What is the preferred license for your company's open source projects? (select one)

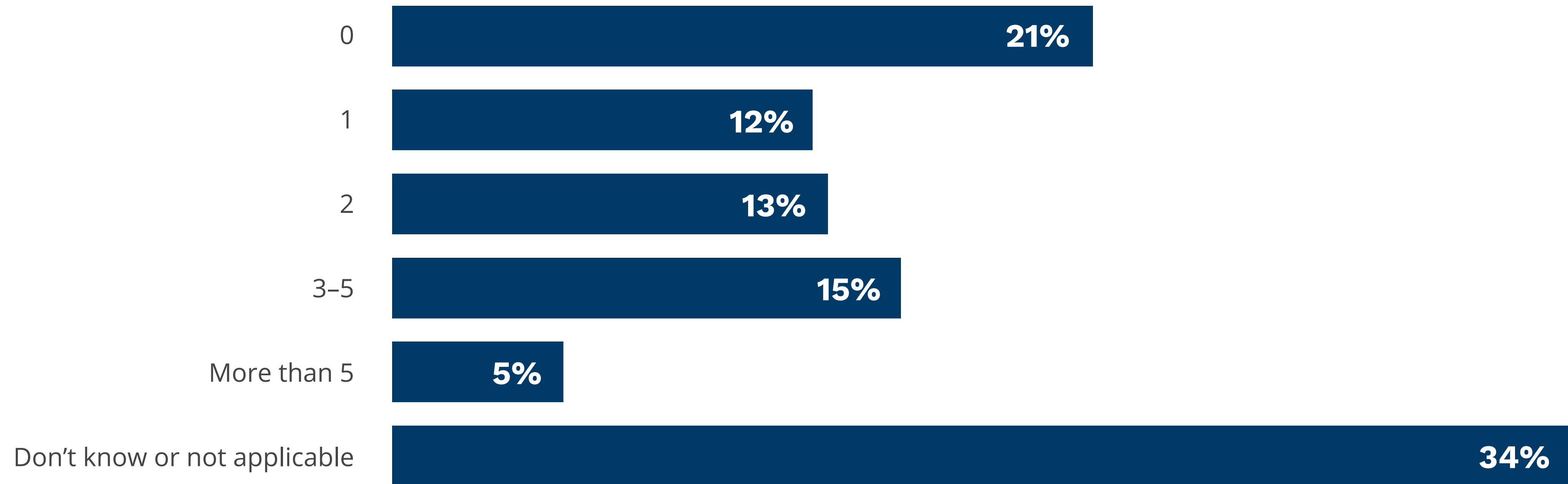
Q48: Sample Size = 658



Number of tools used to automate and enforce open source license compliance

How many tools do you or your team use to automate and enforce open source license compliance? (select one)

Q51: Sample Size = 658, Total Mentions = 905



Legal Notices

The Linux Foundation, The Linux Foundation logos, and other marks that may be used herein are owned by The Linux Foundation or its affiliated entities, and are subject to The Linux Foundation's Trademark Usage Policy at <https://www.linuxfoundation.org/trademark-usage>, as may be modified from time to time.

Linux is a registered trademark of Linus Torvalds. Please see the Linux Mark Institute's trademark usage page at <https://lmi.linuxfoundation.org> for details regarding use of this trademark.

Some marks that may be used herein are owned by projects operating as separately incorporated entities managed by The Linux Foundation, and have their own trademarks, policies and usage guidelines.

TWITTER, TWEET, RETWEET and the Twitter logo are trademarks of Twitter, Inc. or its affiliates.

Facebook and the "f" logo are trademarks of Facebook or its affiliates.

LinkedIn, the LinkedIn logo, the IN logo and InMail are registered trademarks or trademarks of LinkedIn Corporation and its affiliates in the United States and/or other countries.

YouTube and the YouTube icon are trademarks of YouTube or its affiliates.

All other trademarks are the property of their respective owners. Use of such marks herein does not represent affiliation with or authorization, sponsorship or approval by such owners unless otherwise expressly specified.

The Linux Foundation is subject to other policies, including without limitation its Privacy Policy at <https://www.linuxfoundation.org/privacy> and its Antitrust Policy at <https://www.linuxfoundation.org/antitrust-policy>. each as may be modified from time to time. More information about The Linux Foundation's policies is available at <https://www.linuxfoundation.org>.

Please email legal@linuxfoundation.org with any questions about The Linux Foundation's policies or the notices set forth on this slide.



September 2022

Copyright © 2022 The TODO Group

This report is licensed under the [Creative Commons Attribution-ShareAlike 4.0 International License](https://creativecommons.org/licenses/by-sa/4.0/).

