



Sphinx-SimplePDF- DEMO

Version 1.0

DEMO PDF of Sphinx-SimplePDF

Build: 16.09.2022

Maintained by team useblocks

Table of Contents

1. Structural Elements	4
• 1.1. Document Section	6
2. Structural Elements 2	7
• 2.1. Document Section	7
3. Paragraph Level Markup	8
• 3.1. Inline Markup	10
• 3.2. Math	11
• 3.3. Meta	12
• 3.4. Blocks	12
• 3.5. Sidebar	14
• 3.6. References	16
• 3.7. Directives	18
• 3.8. Download Links	23
4. Lists & Tables	23
• 4.1. Lists	25
• 4.2. Tables	32
5. API documentation and generated content	35
• 5.1. 	36
• 5.2. C++ API	39
• 5.3. JavaScript API	40
• 5.4. Generated Index	41
• 5.5. Optional parameter args	41
• 5.6. Data	42
6. Sphinx-Needs objects	42
7. Sphinx-Needs tables	45
8. Sphinx-Needs needflow	46
• 8.1. CSV Table	46

9. Breadcrumb Level 1	49
• 9.1. 	50
10. Long Sticky Nav	50
• 10.1. Example Menu 1	53
• 10.2. Example Menu 2	53
• 10.3. Example Menu 3	53
• 10.4. Example Menu 4	53
• 10.5. Example Menu 5	53
• 10.6. Example Menu 6	53
• 10.7. Example Menu 7	53
• 10.8. Example Menu 8	54
• 10.9. Example Menu 9	54
• 10.10. Example Menu 10	54
• 10.11. Example Menu 11	54
• 10.12. Example Menu 12	54
• 10.13. Example Menu 13	54
• 10.14. Example Menu 14	54
• 10.15. Example Menu 15	54
• 10.16. Example Menu 16	55
• 10.17. Example Menu 17	55
• 10.18. Example Menu 18	55
• 10.19. Example Menu 19	55
• 10.20. Example Menu 20	55
• 10.21. Example Submenu 1	55
• 10.22. Example Submenu 2	56
11. Images	57
• 11.1. SVG	58
• 11.2. PNG	59
• 11.3. JPG	60
• 11.4. Images in lists	61
• 11.5. Images in tables	63

Demo Sphinx-SimplePDF

This PDF contains examples and test-data for different documentation and layout elements.

Some of them are testing corner cases (e.g. a huge table), for which the PDF format is not the ideal one and therefore their representation is not perfect or even buggy.

Structural Elements

Table of Contents

Structural Elements	5
● Document Section	6
● Document Subsection	6
● Document Subsubsection	6
● Document Paragraph	6
Structural Elements 2	7
● Document Section	7
● Document Subsection	7

Lorem ipsum dolor sit amet, consectetur adipiscing elit. Donec lorem neque, interdum in ipsum nec, finibus dictum velit. Ut eu efficitur arcu, id aliquam erat. In sit amet diam gravida, imperdiet tellus eu, gravida nisl. Praesent aliquet odio eget libero elementum, quis rhoncus tellus tincidunt. Suspendisse quis volutpat ipsum. Sed lobortis scelerisque tristique. Aenean condimentum risus tellus, quis accumsan ipsum laoreet ut. Integer porttitor maximus suscipit. Mauris in posuere sapien. Aliquam accumsan feugiat ligula, nec fringilla libero commodo sed. Proin et erat pharetra.

Etiam turpis ante, luctus sed velit tristique, finibus volutpat dui. Nam sagittis vel ante nec malesuada. Praesent dignissim mi nec ornare elementum. Nunc eu augue vel sem dignissim cursus sed et nulla. Pellentesque habitant morbi tristique senectus et netus et malesuada fames ac turpis egestas. Pellentesque dictum dui sem, non placerat tortor rhoncus in. Sed placerat nulla at rhoncus iaculis.

Document Section

Lorem ipsum dolor sit amet, consectetur adipiscing elit. Sed condimentum nulla vel neque venenatis, nec placerat lorem placerat. Cras purus eros, gravida vitae tincidunt id, vehicula nec nulla. Fusce aliquet auctor cursus. Phasellus ex neque, vestibulum non est vitae, viverra fringilla tortor. Donec vestibulum convallis justo, a faucibus lorem vulputate vel. Aliquam cursus odio eu felis sodales aliquet. Aliquam erat volutpat. Maecenas eget dictum mauris. Suspendisse arcu eros, condimentum eget risus sed, luctus efficitur arcu. Cras ut dictum mi. Nulla congue interdum lorem, semper semper enim commodo nec.

Document Subsection

Lorem ipsum dolor sit amet, consectetur adipiscing elit. Etiam efficitur in eros et blandit. Nunc maximus, nisl at auctor vestibulum, justo ex sollicitudin ligula, id faucibus urna orci tristique nisl. Duis auctor rutrum orci, in ornare lacus condimentum quis. Quisque arcu velit, facilisis quis interdum ac, hendrerit auctor mauris. Curabitur urna nibh, porttitor at ante sit amet, vestibulum interdum dolor. Duis dictum elit orci, tincidunt imperdiet sem pellentesque et. In vehicula pellentesque varius. Phasellus a turpis sollicitudin, bibendum massa et, imperdiet neque. Integer quis sapien in magna rutrum bibendum. Integer cursus ex sed magna vehicula finibus. Proin tempus orci quis dolor tempus, nec condimentum odio vestibulum. Etiam efficitur sollicitudin libero, tincidunt volutpat ligula interdum sed.

Document Subsubsection

Donec non rutrum lorem. Aenean sagittis metus at pharetra fringilla. Nunc sapien dolor, cursus sed nisi at, pretium tristique lectus. Sed pellentesque leo lectus, et convallis ipsum euismod a. Integer at leo vitae felis pretium aliquam fringilla quis odio. Sed pharetra enim accumsan feugiat pretium. Maecenas at pharetra tortor. Morbi semper eget mi vel finibus. Cras rutrum nulla eros, id feugiat arcu pellentesque ut. Sed finibus tortor ac nisi ultrices viverra. Duis feugiat malesuada sapien, at commodo ante porttitor ac. Curabitur posuere mauris mi, vel ornare orci scelerisque sit amet. Suspendisse nec fringilla dui.

Document Paragraph

Pellentesque nec est in odio ultrices elementum. Vestibulum et hendrerit sapien, quis vulputate turpis. Suspendisse potenti. Curabitur tristique sit amet lectus non viverra. Phasellus rutrum dapibus turpis sed imperdiet. Mauris maximus viverra ante. Donec eu egestas mauris. Morbi vulputate tincidunt euismod. Integer vel porttitor neque. Donec at lacus suscipit, lacinia lectus vel, sagittis lectus.

Structural Elements 2

Etiam turpis ante, luctus sed velit tristique, finibus volutpat dui. Nam sagittis vel ante nec malesuada. Praesent dignissim mi nec ornare elementum. Nunc eu augue vel sem dignissim cursus sed et nulla. Pellentesque habitant morbi tristique senectus et netus et malesuada fames ac turpis egestas. Pellentesque dictum dui sem, non placerat tortor rhoncus in. Sed placerat nulla at rhoncus iaculis.

Document Section

Lorem ipsum dolor sit amet, consectetur adipiscing elit. Sed condimentum nulla vel neque venenatis, nec placerat lorem placerat. Cras purus eros, gravida vitae tincidunt id, vehicula nec nulla. Fusce aliquet auctor cursus. Phasellus ex neque, vestibulum non est vitae, viverra fringilla tortor. Donec vestibulum convallis justo, a faucibus lorem vulputate vel. Aliquam cursus odio eu felis sodales aliquet. Aliquam erat volutpat. Maecenas eget dictum mauris. Suspendisse arcu eros, condimentum eget risus sed, luctus efficitur arcu. Cras ut dictum mi. Nulla congue interdum lorem, semper semper enim commodo nec.

Document Subsection



This is a caption for a figure.
Text should wrap around the
caption.

Lorem ipsum dolor sit amet, consectetur adipiscing elit. Etiam efficitur in eros et blandit. Nunc maximus, nisl at auctor vestibulum, justo ex sollicitudin ligula, id faucibus urna orci tristique nisl. Duis auctor rutrum orci, in ornare lacus condimentum quis. Quisque arcu velit, facilisis quis interdum ac, hendrerit auctor mauris. Curabitur urna nibh, porttitor at ante sit amet, vestibulum

interdum dolor. Duis dictum elit orci, tincidunt imperdiet sem pellentesque et. In vehicula pellentesque varius. Phasellus a turpis sollicitudin, bibendum massa et, imperdiet neque. Integer quis sapien in magna rutrum bibendum. Integer cursus ex sed magna vehicula finibus. Proin tempus orci quis dolor tempus, nec condimentum odio vestibulum. Etiam efficitur sollicitudin libero, tincidunt volutpat ligula interdum sed. Praesent congue sagittis nisl et suscipit. Vivamus sagittis risus et egestas commodo. Cras venenatis arcu in pharetra interdum. Donec quis metus porttitor tellus cursus lobortis. Quisque et orci magna. Fusce rhoncus mi mi, at vehicula massa rhoncus quis. Mauris augue leo, pretium eget molestie vitae, efficitur nec nulla. In hac habitasse platea dictumst. Sed sit amet imperdiet purus.

Paragraph Level Markup

Table of Contents

Paragraph Level Markup	9
● Inline Markup	10
● Math	11
● Meta	12
● Blocks	12
● Literal Blocks	12
● Line Blocks	12
● Block Quotes	13
● Doctest Blocks	13
● Code Blocks	13
● Emphasized lines with line numbers	14
● Sidebar	14
● Code with Sidebar	15
● References	16
● Footnotes	16
● Citations	17
● Glossary	17

● Targets	17
● Directives	18
● Contents	18
● Centered text	18
● Images & Figures	18
● Images	18
● Figures	19
● Admonitions	20
● Topics, Sidebars, and Rubrics	22
● Target Footnotes	22
● Replacement Text	22
● Compound Paragraph	22
● Download Links	23

Inline Markup

Paragraphs contain text and may contain inline markup: *emphasis* , **strong emphasis** , `code` , standalone hyperlinks (<http://www.python.org>), external hyperlinks ([Python \[5 \]](#)), internal cross-references ([example](#)), external hyperlinks with embedded URIs ([Python web site](#)), footnote references (manually numbered [1] , anonymous auto-numbered [3] , labeled auto-numbered [2] , or symbolic [*]), citation references ([12]), substitution references (≡), and inline hyperlink targets (see [Targets](#) below for a reference back to here). Character-level inline markup is also possible (although exceedingly ugly!) in *re `code` Text* . Problems are indicated by `|problematic|` text (generated by processing errors; this one is intentional).

Also with `code` , which I use in the demo, I can link to `code` . It will link you right to my code documentation for it.

The default role for interpreted text is *Title Reference*. Here are some explicit interpreted text roles: a PEP reference ([PEP 287](#)); an RFC reference ([RFC 2822](#)); a subscript; a superscript; and explicit roles for *standard inline*.

GUI labels are a useful way to indicate that some action is to be taken by the user. The GUI label should not run over so as not to interfere with text from adjacent lines.

Key-bindings indicate that the user is to press a button on the keyboard or mouse, for example and . Another useful markup to indicate a user action is to use this can be used to show short and long menus in software. For example, and can be seen here that breaks is too long to fit on this line. My ▶ Software ▶ Some menu ▶ Some sub menu 1 ▶ sub menu 2 .

Let's test wrapping and whitespace significance in inline literals:

If the option was supplied, there should be a live link to PEP 258 here.

Very long URLs should be wrapped so lines do not overflow and cause horizontal scrolling:

[https://www.google.com/search?](https://www.google.com/search?hl=en&q=very%20long%20url%20example%20of%20a%20url%20that%20is%20extremely%20long%20you%20pr)

[hl=en&q=very%20long%20url%20example%20of%20a%20url%20that%20is%20extremely%20long%20you%20pr](https://www.google.com/search?hl=en&q=very%20long%20url%20example%20of%20a%20url%20that%20is%20extremely%20long%20you%20pr)

Math

This is a test. Here is an equation: $\backslash(X_{0:5} = (X_0, X_1, X_2, X_3, X_4)\backslash)$. Here is another:

(1)
$$\backslash[\backslash\nabla^2 f = \frac{1}{r^2} \frac{\partial}{\partial r} \left(r^2 \frac{\partial f}{\partial r} \right) + \frac{1}{r^2 \sin \theta} \frac{\partial f}{\partial \theta} \left(\sin \theta, \frac{\partial f}{\partial \theta} \right) + \frac{1}{r^2 \sin^2 \theta} \frac{\partial^2 f}{\partial \phi^2} \backslash]$$

You can add a link to equations like the one above (1) by using .

Meta

Blocks

Literal Blocks

Literal blocks are indicated with a double-colon (“::”) at the end of the preceding paragraph (over there). They can be indented:

```
if
```

```
None
```

Or they can be quoted without indentation:

Line Blocks

This is a line block. It ends with a blank line.

Each new line begins with a vertical bar (“|”).

Line breaks and initial indents are preserved.

Continuation lines are wrapped portions of long lines; they begin with a space in place of the vertical bar.

The left edge of a continuation line need not be aligned with the left edge of the text above it.

This is a second line block.

Blank lines are permitted internally, but they must begin with a “|”.

Take it away, Eric the Orchestra Leader!

```
| A one, two, a one two three four
```

```
| Half a bee, philosophically,  
| must, ipso facto , half not be.
```

```
| But half the bee has got to be,  
| vis a vis its entity. D'you see?
```

But can a bee be said to be
or not to be an entire bee,
when half the bee is not a bee,
due to some ancient injury?

Singing...

Block Quotes

Block quotes consist of indented body elements:

My theory by A. Elk. Brackets Miss, brackets. This theory goes as follows and begins now. All brontosauruses are thin at one end, much much thicker in the middle and then thin again at the far end. That is my theory, it is mine, and belongs to me and I own it, and what it is too.

—Anne Elk (Miss)

Doctest Blocks

```
>>>
```

```
>>>
```

Code Blocks

Code Blocks can have captions.

```
"windows"
```

```
    "panes"
```

```
        "shell_command"
```

```
"shell_command"
```

```
"window_name"
```

```
"session_name"
```

Emphasized lines with line numbers

```
def
```

```
False
```

Sidebar

Ch'ien / The Creative



Above CH'IEN THE CREATIVE, HEAVEN

Below CH'IEN THE CREATIVE, HEAVEN

The first hexagram is made up of six unbroken lines. These unbroken lines stand for the primal power, which is light-giving, active, strong, and of the spirit. The hexagram is consistently strong in character, and since it is without weakness, its essence is power or energy. Its image is heaven. Its energy is represented as unrestricted by any fixed conditions in space and is therefore conceived of as motion. Time is regarded as the basis of this motion. Thus the hexagram includes also the power of time and the power of persisting in time, that is, duration.

The power represented by the hexagram is to be interpreted in a dual sense in terms of its action on the universe and of its action on the world of men. In relation to the universe, the hexagram expresses the strong, creative action of the Deity. In relation to the human world, it denotes the creative action of the holy man or sage, of the ruler or leader of men, who through his power awakens and develops their higher nature.


Code with Sidebar

A code example

With a sidebar on the right.

Literal includes can also have captions.

```
# -*- coding: utf-8 -*-  
"""Test Module for sphinx_rtd_theme."""  
  
class Foo
```

References

Footnotes

[1] (1 , 2)

A footnote contains body elements, consistently indented by at least 3 spaces.

This is the footnote's second paragraph.

[2] (1 , 2)

Footnotes may be numbered, either manually (as in [1]) or automatically using a “#”-prefixed label. This footnote has a label so it can be referred to from multiple places, both as a footnote reference ([2]) and as a hyperlink reference ([label](#)).

[3]

This footnote is numbered automatically and anonymously using a label of “#” only.

[*]

Footnotes may also use symbols, specified with a “*” label. Here's a reference to the next footnote: [\[† \]](#).

[†]

This footnote shows the next symbol in the sequence.

[4]

Here's an unreferenced footnote, with a reference to a nonexistent footnote: [\[5\]](#)_ .

Citations

[Citation]

This is the citation I made, let's make this extremely long so that we can tell that it doesn't follow the normal responsive table stuff.

[12]

This citation has some in it, maybe some **bold** and *italics* too. Heck, lets put a link to a meta citation [13] too.

[13]

This citation will have two backlinks.

Here's a reference to the above, [Citation] , and a [nonexistent] citation.

Glossary

This is a glossary with definition terms for thing like [Writing](#) :

Documentation

Provides users with the knowledge they need to use something.

Reading

The process of taking information into ones mind through the use of eyes.

Writing

The process of putting thoughts into a medium for other people to [read](#) .

Targets

This paragraph is pointed to by the explicit "example" target. A reference can be found under [Inline Markup](#) , above. [Inline hyperlink targets](#) are also possible.

Section headers are implicit targets, referred to by name. See [Targets](#) , which is a subsection of [References](#) .

Explicit external targets are interpolated into references such as " [Python \[5 \]](#) ".

Targets may be indirect and anonymous. Thus [this phrase](#) may also refer to the [Targets](#) section.

Here's a ``hyperlink reference without a target`_` , which generates an error.

Directives

Contents

These are just a sample of the many reStructuredText Directives. For others, please see: <http://docutils.sourceforge.net/docs/ref/rst/directives.html> .

Centered text

You can create a statement with centered text with `..text-align::center`

This is centered text!

Images & Figures

Images

An image directive (also clickable – a hyperlink reference):



Figures



A figure is an image with a caption and/or a legend:

re	Revised, revisited, based on 're' module.
----	---

Structured	Structure-enhanced text, structuredtext.
------------	--

Text	Well it is, isn't it?
------	-----------------------

This paragraph is also part of the legend.

A figure directive with center alignment



This caption should be centered.

Admonitions

Attention

Directives at large.

Caution

Don't take any wooden nickels.

Danger

Mad scientist at work!

Error

Does not compute.

Hint

It's bigger than a bread box.

Important

- Wash behind your ears.
- Clean up your room.
 - Including the closet.
 - The bathroom too.
 - Take the trash out of the bathroom.

- Clean the sink.
- Call your mother.
- Back up your data.

Note

This is a note. Equations within a note: $(G_{\mu\nu} = 8 \pi G (T_{\mu\nu} + \rho_{\Lambda} g_{\mu\nu}))$.

Tip

15% if the service is good.

Example

Thing1

Thing2

Thing3

Warning

Strong prose may provoke extreme mental exertion. Reader discretion is strongly advised.

And, by the way...

You can make up your own admonition too.

Topics, Sidebars, and Rubrics

Sidebar Title

Optional Subtitle

This is a sidebar. It is for text outside the flow of the main text.

This is a rubric inside a sidebar

Sidebars often appears beside the main text with a border and background color.

Topic Title

This is a topic.

This is a rubric

Target Footnotes

[5] (1 , 2 , 3)


<http://www.python.org/>

Replacement Text

I recommend you try *Python*, *the best language around* [5] .

Compound Paragraph

This paragraph contains a literal block:



and thus consists of a simple paragraph, a literal block, and another simple paragraph. Nonetheless it is semantically *one* paragraph.

This construct is called a *compound paragraph* and can be produced with the “compound” directive.

Download Links

⬇ This long long long long long long long long long long long long long long long download link should be blue, normal weight text and should wrap white-spaces

Lists & Tables

Table of Contents

Lists & Tables	24
● Lists	25
● Enumerated Lists	25
● Definition Lists	25
● Option Lists	26
● Field list	27
● Bullet Lists	29
● Simple	29
● Complex	29
● Second list level	30
● But deeper down the rabbit hole	31
● Hlists	31
● Numbered List	32
● Tables	32
● Grid Tables	32
● Giant Tables	33
● List Tables	34

- Tables with paragraphs

35

Lists

Enumerated Lists

1. Arabic numerals.

1. lower alpha)

1. (lower roman)

1. upper alpha.

1. upper roman)

2. Lists that don't start at 1:

1. Three

2. Four

1. C

2. D

1. iii

2. iv

3. List items may also be auto-enumerated.

Definition Lists

Term

Definition

Term classifier

Definition paragraph 1.

Definition paragraph 2.

Term

Definition

I have no clue why the definition list below is classified as a different style of definition list than the one above.

Is it the spaces in the term?

Maybe it was the multiple line paragraph in the line below that caused this?

Is it the paragraph above the list maybe?

I guess a lot of these lists don't have leading paragraphs?

Is it everything all at once?

Who knows?!

Option Lists

For listing command-line options:

file

command-line option "a"

options can have arguments and long descriptions

options can be long also

file

long options can also have arguments

The description can also start on the next line.

The description may contain multiple body elements, regardless of where it starts.

Multiple options are an "option group".

Commonly-seen: short & long options.

file

Multiple options with arguments.

file *file*

DOS/VMS-style options too

There must be at least two spaces between the option and the description.

Field list

Author : David Goodger

Address : 123 Example Street Example, EX Canada A1B 2C3

Contact : docutils-develop@lists.sourceforge.net

Authors : Me; Myself; I

organization : humankind

date : \$Date: 2012-01-03 19:23:53 +0000 (Tue, 03 Jan 2012) \$

status : This is a “work in progress”

revision : \$Revision: 7302 \$

version : 1

copyright : This document has been placed in the public domain. You may do with it as you wish. You may copy, modify, redistribute, reattribute, sell, buy, rent, lease, destroy, or improve it, quote it at length, excerpt, incorporate, collate, fold, staple, or mutilate it, or do anything else to it that your or anyone else’s heart desires.

field name : This is a generic bibliographic field.

field name 2 : Generic bibliographic fields may contain multiple body elements.

Like this.

Dedication : For Docutils users & co-developers.

abstract : This document is a demonstration of the reStructuredText markup language, containing examples of all basic reStructuredText constructs and many advanced constructs.

Bullet Lists




Simple

- A simple list.
- There are no margins between list items.
- Simple lists do not contain multiple paragraphs. That's a complex list.
- In the case of a nested list
 - There are no margins between elements
 - Still no margins
 - Still no margins

Complex

- A bullet list
 - Nested bullet list.
 - Nested item 2.
- Item 2.

Paragraph 2 of item 2.

- Nested bullet list.
- Nested item 2.
 - Third level.
 - Item 2.
- Nested item 3.
- 
- 
- 
- This item has multiple paragraphs.

This item has multiple paragraphs.

- This item has multiple paragraphs.

This item has multiple paragraphs.

Second list level

- here is a list in a second-level section.

- yahoo

- yahoo

- yahoo

- here is an inner bullet

- one more . yahoo

heh heh. child. try to beat this embed:

```
# -*- coding: utf-8 -*-
"""Test Module for sphinx_rtd_theme."""

class Foo
```

- and another. yahoo

- yahoo

-

- how about an admonition?

i Note

This is a note nested in a list.

- and hehe

But deeper down the rabbit hole

- I kept saying that, "deeper down the rabbit hole". yahoo
 - I cackle at night yahoo .
- I'm so lonely here in GZ [redacted]
- A man of python destiny, hopes and dreams. yahoo
 - yahoo
 - yahoo [redacted]
 - [redacted]


Hlists

- | | |
|-------------|-------------|
| First item | Forth item |
| Second item | Fifth item |
| Third item | Sixths item |

Hlist with images



This is a short caption for a figure.



This is a long caption for a figure. Lorem ipsum dolor sit amet, consectetur adipiscing elit. Donec porttitor dolor in odio posuere, vitae

ornare libero mattis. In lobortis justo vestibulum nibh aliquet, non.

Numbered List

1. One,
2. Two.
3. Three with long text. Lorem ipsum dolor sit amet, consectetur adipiscing elit. Sed feugiat sagittis neque quis eleifend. Duis rutrum lectus sit amet mattis suscipit.
 - 1. Using bullets and letters. (A)
 - 1. Using bullets and letters. (B)
 - 1. Using bullets and letters. (C)

Tables

Grid Tables

Here's a grid table followed by a simple table:

Header row, column 1 (header rows optional)	Header 2	Header 3	Header 4
body row 1, column 1	column 2	column 3	column 4
body row 2	Cells may span columns.		
body row 3	Cells may span rows.	<ul style="list-style-type: none"> • Table cells • contain • body elements. 	
body row 4			

Header row, column 1 (header optional)	Header 2	Header 3	Header 4
---	-----------------	-----------------	-----------------

body row 5

Cells may also be empty:

Inputs		Output
A	B	A or B
False	False	False
True	False	True
False	True	True
True	True	True

Giant Tables

Header 1	Header 2	Header 3	Header 1	Header 2	Header 3	Header 1	Header 2	Header 3	Header 1
body row 1	column 2	column 3	body row 1	column 2	column 3	body row 1	column 2	column 3	body row 1
body row 1	column 2	column 3	body row 1	column 2	column 3	body row 1	column 2	column 3	body row 1
body row 1	column 2	column 3	body row 1	column 2	column 3	body row 1	column 2	column 3	body row 1



Header 1	Header 2	Header 3	Header 1	Header 2	Header 3	Header 1	Header 2	Header 3	Header 1
body row 1	column 2	column 3	body row 1	column 2	column 3	body row 1	column 2	column 3	body row 1

List Tables

List tables can have captions like this one.

List table	Header 1	Header 2	Header 3 long. Lorem ipsum dolor sit amet, consectetur adipiscing elit. Nam sit amet mauris arcu.
Stub Row 1	Row 1	Column 2	Column 3 long. Lorem ipsum dolor sit amet, consectetur adipiscing elit. Nam sit amet mauris arcu.
Stub Row 2	Row 2	Column 2	Column 3 long. Lorem ipsum dolor sit amet, consectetur adipiscing elit. Nam sit amet mauris arcu.
Stub Row 3	Row 3	Column 2	Column 3 long. Lorem ipsum dolor sit amet, consectetur adipiscing elit. Nam sit amet mauris arcu.

This is a list table with images in it.

	
<p>This is a short caption for a figure.</p>	<p>This is a long caption for a figure. Lorem ipsum dolor sit amet, consectetur adipiscing elit. Donec porttitor dolor in odio posuere,</p>

vitae ornare libero mattis. In
lobortis justo vestibulum nibh
aliquet, non.

Tables with paragraphs


Test to see that tables behave well with nested paragraphs.

Precedence	Operator	Description
1	::	Scope resolution
2	()	Function call
	[]	Subscript
	.	Member access
	.{ }	Bit-field concatenation

API documentation and generated content

Table of Contents







API documentation and generated content	36
• 	36
• C++ API	39
• JavaScript API	40
• Generated Index	41
• Optional parameter args	41
• Data	42



Test Module for sphinx_rtd_theme.

```
class test_py_module.test. Foo ( qux , spam = False )
```

Docstring for class Foo.

This text tests for the formatting of docstrings generated from output  . Which contain reST, but sphinx nests it in the  , and  tags. Also,  is used for class, method names and etc, but those will *always* have the  or  class.

Term

It is also possible to include definitions inside docstrings. They should be styled as a normal definition list.

Field List :

It is also possible to include definitions inside docstrings.
They should be styled as a normal definition list.

[1]

A footnote contains body elements, consistently indented by at least 3 spaces.

[Citation]

A citation contains body elements, consistently indented by at least 3 spaces.

Normal `<code>` (like the `<tt>` I just wrote here) needs to be shown with the same style as anything else with `<code>`.

It's common for programmers to give a code example inside of their docstring:

```
from test_py_module import
```

Here is a link to `<code>`. Here is a link to `<code>`.

`<code>` (*qux*, *spam* = *False*)

Start the Foo.

Parameters :

- *qux* (*string*) – The first argument to initialize class.
- *spam* (*bool*) – Spam me yes or no...

`<code>`

list of weak references to the object (if defined)

`<code>` (*val1*, *val2*)

Return the added values.

Parameters :

- *val1* (*int*) – First number to add.
- *val2* (*int*) – Second number to add.

Return type :

int

The parameters of this method are described in the parameter list.

another_function (a , b , **kwargs)

Here is another function.

Parameters :

- **a** (*int*) – The number of green hats you own.
- **b** (*int*) – The number of non-green hats you own.
- **kwargs** (*float*) – Additional keyword arguments. Each keyword parameter should specify the name of your favorite cuisine. The values should be floats, specifying the mean price of your favorite dish in that cooking style.

Returns :

A 2-tuple. The first element is the mean price of all dishes across cuisines. The second element is the total number of hats you own: $(a + b)$.

Return type :

tuple

Raises :

ValueError – When `█` is not an integer.

New in version 1.0: This was added in 1.0

Changed in version 2.0: This was changed in 2.0

Deprecated since version 3.0: This is deprecated since 3.0

bar = 1

Doc comment for class attribute Foo.bar. It can have multiple lines.

baz = 2

Docstring for class attribute Foo.baz.

capitalize (*myvalue*)

Return a string as uppercase.

Parameters :

myvalue (*string*) – String to change

Return type :

string

flox = 1.5

Doc comment for Foo.flox. One line only.

qux

Doc comment for instance attribute qux.

spam

Docstring for instance attribute spam.

test_py_module.test.add_numbers (*a : int* , *b : int = 0*) → int

Add two numbers together

Parameters :

- **a** – The first number
- **b** – The second number

Here is some more text.

test_py_module.test.subtract_numbers (*a : int* , *b : int = 0*) → int

Subtract two numbers

Parameters :

- **a** – The first number
- **b** – The second number

C++ API

type MyType

Some type

```
const MyType Foo ( const MyType bar )  
    Some function type thing
```

```
template < typename T , std :: size_t N >  
class std :: array  
    Some cpp class
```

```
float Sphinx :: version  
    The description of Sphinx::version.
```

```
int version  
    The description of version.
```

```
typedef std :: vector < int > List  
    The description of List type.
```

```
enum MyEnum  
    An unscoped enum.
```

enumerator A

```
enum class MyScopedEnum  
    A scoped enum.
```

enumerator B

```
protected enum struct MyScopedVisibilityEnum : std :: underlying_type < MySpecificEnum > :: type  
    A scoped enum with non-default visibility, and with a specified underlying type.
```

enumerator B

JavaScript API

• Link to 

```
class module_a . submodule . ModTopLevel ( )
```

• Link to 

• Link to 

```
ModTopLevel . mod_child_1 ( )
```

• Link to 

```
ModTopLevel . mod_child_2 ( )
```

• Link to 

• Link to 

```
class module_b . submodule . ModNested ( )
```

```
    ModNested . nested_child_1 ( )
```

```
        • Link to 
```

```
    ModNested . nested_child_2 ( )
```

```
        • Link to 
```

Generated Index

Part of the sphinx build process in generate and index file: [Index](#) .

Optional parameter args

At this point optional parameters [cannot be generated from code](#) . However, some projects will manually do it, like so:

This example comes from [django-payments module docs](#) .

```
class payments.dotpay. DotpayProvider ( seller_id , pin [ , channel=0 [ , lock=False ] , lang='pl' ] )
```

This backend implements payments using a popular Polish gateway, [Dotpay.pl](#) .

Due to API limitations there is no support for transferring purchased items.

Parameters :

- **seller_id** – Seller ID assigned by Dotpay
- **pin** – PIN assigned by Dotpay
- **channel** – Default payment channel (consult reference guide)
- **lang** – UI language
- **lock** – Whether to disable channels other than the default selected above

Data

test_py_module.test. Data_item_1

test_py_module.test. Data_item_2

test_py_module.test. Data_item_3

Lorem ipsum dolor sit amet, consectetur adipiscing elit. Fusce congue elit eu hendrerit mattis.

Some data link  .

Sphinx-Needs objects

Requirement : **Sphinx-Needs Theme extension support** [REQ_001](#)

status: done

tags: sphinx , extension

links incoming: [SPEC_001](#)

The for PDF shall support all possible Sphinx extensions an their outcome.

SPEC_001

Specification Example

Specification

status: open
tags: sphinx , example

links outgoing: [REQ_001](#)

A specification example with an image.



layout: complete

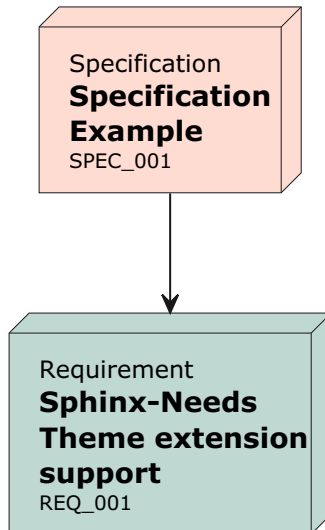
style: green_border,
break

Sphinx-Needs tables

ID	Title	Status	Tags
REQ_001	Sphinx-Needs Theme extension support	done	sphinx ; extension
SPEC_001	Specification Example	open	sphinx ; example

Sphinx-Needs needflow

Using `graph TD` to render image.



CSV Table

The following table is too big for the PDF. There is no way to get a nice looking picture of it.


CSV Table

Example CSV															
City	1	2	3	4	5	6	7	8	9	10	11	12	13	14	15
Munich	1	3	7	7	6	4	8	8	7	5	9	9	5	9	9
Paris	1	4	8	8	7	5	9	9	6	6	10	10	6	10	10
Moscow	2	34	6	3	4	35	7	4	5	36	8	5	36	8	5
Madrid	3	7	-2	3	5	8	6	4	6	9	6	5	9	7	5
Rome	1	65	-34	4		66	7	5	6	67	6	6	67	8	6
Barcelona	4	3	2	1	0	-1	-2	-3	-4	-5	-6	-7	-8	-9	-10
Berlin	5	3	1	-1	-3	-5	-7	-9	-11	-13	-15	-17	-19	-21	-23
New York	6	3	0	-3	-6	-9	-12	-15	-18	-21	-24	-27	-30	-33	-36
Tokyo	7	8	9	10	11	12	13	14	15	3	17	18	13	14	15
Melbourn	8	2	-4	-10	-16	-22	-28	-34	-40	-46	5	-58	-21	-27	-33
San Francisco	9	2	-5	-12	5	-26	-33	-40	-47	3	-61	-68	-25	-32	-39
Rio	8	9	10	11	12	13	14	15	16	17	18	19	20	21	22
Accra	9	2	-5	-12	-19	-26	-33	-40	-47	-54	-61	-68	-75	-82	-89

Example CSV															
City	1	2	3	4	5	6	7	8	9	10	11	12	13	14	15
Munich	10	3	-4	-11	-18	-25	-32	-39	-46	-53	-60	-67	-74	-81	-88
Paris	11	4	-3	-10	-17	-24	-31	-38	-45	-52	-59	-66	-73	-80	-87
Moscow	12	5	-2	-9	-16	-23	-30	-37	-44	-51	-58	-65	-72	-79	-86
Madrid	13	6	-1	-8	-15	-22	-29	-36	-43	-50	-57	-64	-71	-78	-85
Rome	14	7	0	-7	-14	-21	-28	-35	-42	-49	-56	-63	-70	-77	-84
Barcelona	15	8	1	-6	-13	-20	-27	-34	-41	-48	-55	-62	-69	-76	-83
Berlin	16	9	2	-5	-12	-19	-26	-33	-40	-47	-54	-61	-68	-75	-82
New York	17	10	3	-4	-11	-18	-25	-32	-39	-46	-53	-60	-67	-74	-81
Tokyo	18	11	4	-3	-10	-17	-24	-31	-38	-45	-52	-59	-66	-73	-80
Melbourn	19	12	5	-2	-9	-16	-23	-30	-37	-44	-51	-58	-65	-72	-79
San Francisco	20	13	6	-1	-8	-15	-22	-29	-36	-43	-50	-57	-64	-71	-78
Rio	21	14	7	0	-7	-14	-21	-28	-35	-42	-49	-56	-63	-70	-77
Accra	22	15	8	1	-6	-13	-20	-27	-34	-41	-48	-55	-62	-69	-76

Example CSV															
City	1	2	3	4	5	6	7	8	9	10	11	12	13	14	15
Munich	23	16	9	2	-5	-12	-19	-26	-33	-40	-47	-54	-61	-68	-75
Paris	24	17	10	3	-4	-11	-18	-25	-32	-39	-46	-53	-60	-67	-74
Moscow	25	18	11	4	-3	-10	-17	-24	-31	-38	-45	-52	-59	-66	-73
Madrid	26	19	12	5	-2	-9	-16	-23	-30	-37	-44	-51	-58	-65	-72
Rome	27	20	13	6	-1	-8	-15	-22	-29	-36	-43	-50	-57	-64	-71
Barcelona	28	21	14	7	0	-7	-14	-21	-28	-35	-42	-49	-56	-63	-70
Berlin	29	22	15	8	1	-6	-13	-20	-27	-34	-41	-48	-55	-62	-69
New York	30	23	16	9	2	-5	-12	-19	-26	-33	-40	-47	-54	-61	-68
Tokyo	31	24	17	10	3	-4	-11	-18	-25	-32	-39	-46	-53	-60	-67

Breadcrumb Level 1



Breadcrumb Level 3

Breadcrumb Level 4

Breadcrumb Level 5

Breadcrumb Level 6

Long Sticky Nav

Table of Contents

Long Sticky Nav	51
● Example Menu 1	53
● Example Menu 2	53
● Example Menu 3	53
● Example Menu 4	53
● Example Menu 5	53
● Example Menu 6	53
● Example Menu 7	53
● Example Menu 8	54
● Example Menu 9	54
● Example Menu 10	54
● Example Menu 11	54
● Example Menu 12	54
● Example Menu 13	54
● Example Menu 14	54
● Example Menu 15	54
● Example Menu 16	55

- Example Menu 17 55

- Example Menu 18 55

- Example Menu 19 55

- Example Menu 20 55

- Example Submenu 1 55
 - Submenu 1 55
 - Subsubmenu 1 55

 - Subsubmenu 2 55

 - Submenu 2 56
 - Subsubmenu 1 7

 - Submenu 3 56

 - Submenu 4 56

 - Submenu 5 56

- Example Submenu 2 56
 - Submenu 1 7
 - Subsubmenu 1 7

 - Submenu 2 5
 - Subsubmenu 1 5

 - Submenu 3 5

 - Submenu 4 5

 - Submenu 5 5

This section demonstrates how the 'sticky_navigation' setting behaves when the menu is very long. When this section is selected, it will make the menu and the main area scroll when you are at the top of the page.

Example Menu 1

Just a place holder...

Example Menu 2

Just a place holder...

Example Menu 3

Just a place holder...

Example Menu 4

Just a place holder...

Example Menu 5

Just a place holder...

Example Menu 6

Just a place holder...

Example Menu 7

Just a place holder...

Example Menu 8

Just a place holder...

Example Menu 9

Just a place holder...

Example Menu 10

Just a place holder...

Example Menu 11

Just a place holder...

Example Menu 12

Just a place holder...

Example Menu 13

Just a place holder...

Example Menu 14

Just a place holder...

Example Menu 15

Just a place holder...

Example Menu 16

Just a place holder...

Example Menu 17

Just a place holder...

Example Menu 18

Just a place holder...

Example Menu 19

Just a place holder...

Example Menu 20

Just a place holder...

Example Submenu 1

Just a place holder...

Submenu 1

Just a place holder...

Subsubmenu 1

Just a place holder...

Subsubmenu 2

Just a place holder...

Submenu 2

Just a place holder...

Subsubmenu 1

Just a place holder...

Submenu 3

Just a place holder...

Submenu 4

Just a place holder...

Submenu 5

Just a place holder...

Example Submenu 2

Just a place holder...

Submenu 1

Just a place holder...

Subsubmenu 1

Just a place holder...

Submenu 2

Just a place holder...

Subsubmenu 1

Just a place holder...

Submenu 3

Just a place holder...

Submenu 4

Just a place holder...

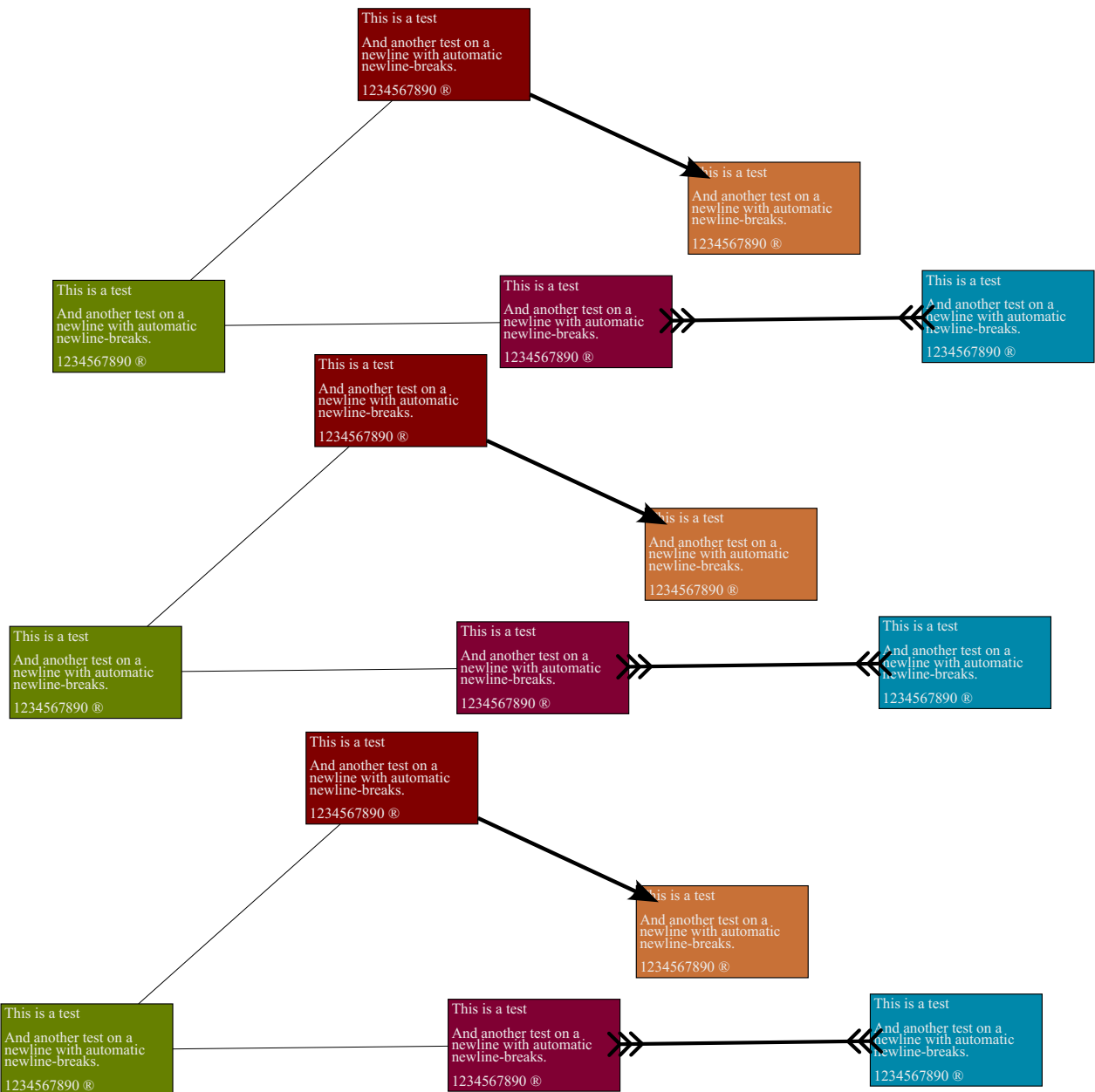
Submenu 5

Just a place holder...

Images

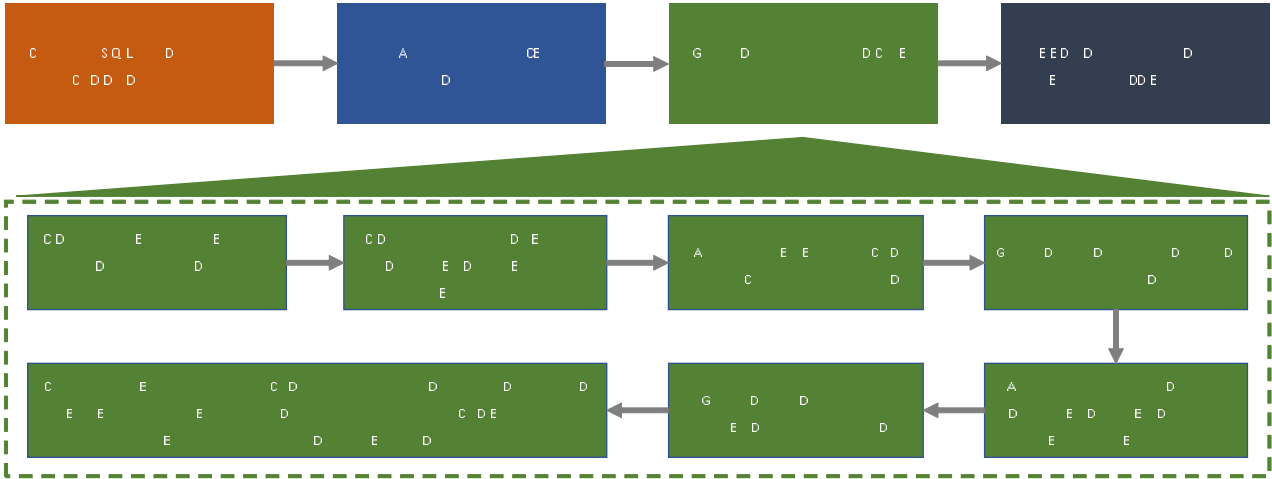
SVG

This is a SVG file with the dimensions 3000x3000 pixels.



Another svg

This svg files has no embedded fonts. The final look may be based on the fonts available on the machine used for the build.



PNG

This jpg file has the dimensions 2600x2176. File size is > 5 MB.



JPG

This jpg file has the dimensions 2600x2176.



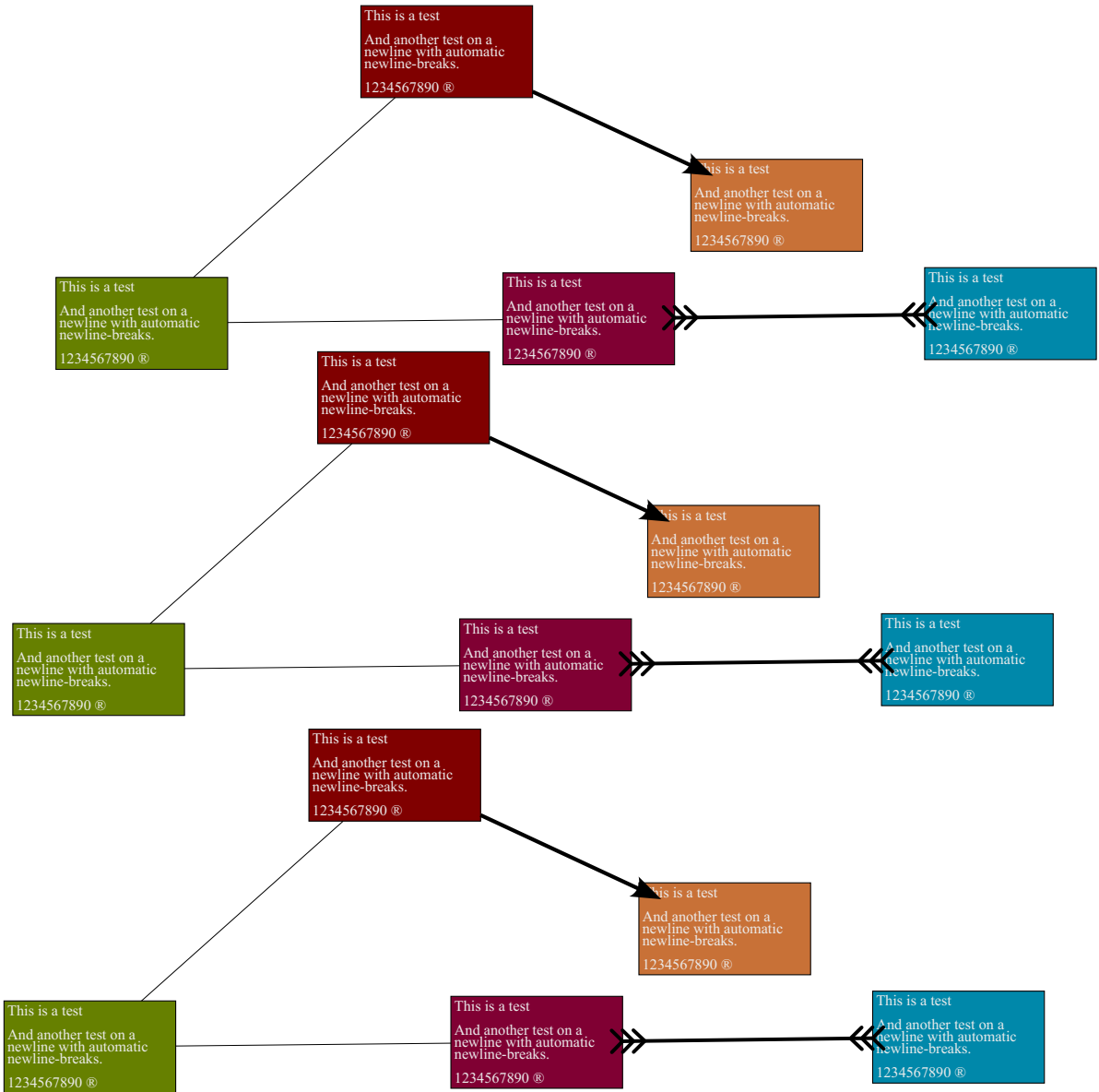
Images in lists

- An image on level 1



◦ An image on level 2

o



Images in tables

Image 1



SimplePDF Debug output

This is some build environment specific output. It shall help to identify problems during the build process.

You see this output because **simplepdf_debug=True** is set on the **conf.py** file.

Sphinx

Version : 5.1.1

Srcdir : C:\git-repos\PDF-Generation\sphinx-simplepdf\demo

Confdir : C:\git-repos\PDF-Generation\sphinx-simplepdf\demo

Outdir : C:\git-repos\PDF-Generation\sphinx-simplepdf\demo_build\simplepdf

Extensions

Used Sphinx extension can be also found in the packages list of Python, which also includes the used version.

sphinx_simplepdf
sphinxcontrib.plantuml
sphinxcontrib.needs
sphinx.ext.autodoc

SimplePDF Configs

```
simplepdf_vars : {'cover-overlay': 'rgba(26, 150, 26, 0.7)', 'primary-opaque': 'rgba(26, 150, 26, 0.7)',  
'cover-bg': 'url(frog.jpg) no-repeat center', 'primary': '#1a961a', 'secondary': '#379683', 'cover': '#ffffff',  
'white': '#ffffff', 'links': '#1a961a', 'top-left-content': '"Header left"', 'top-center-content': '"Header  
center"', 'top-right-content': '"Header right"', 'bottom-left-content': 'counter(page)', 'bottom-center-  
content': '"Bottom center"', 'bottom-right-content': 'string(heading)'}
```

```
simplepdf_debug : True
```

Python

Executable : C:\git-repos\PDF-Generation\.venv-simplepdf\Scripts\python.exe

Operating System : Windows (Release: 10)

Packages

This chapter shows a list of installed packages in the current Python environment, which was used to build this PDF. The second value is the version number.

Important packages

PIL: unknown

sphinx: 5.1.1

sphinx_simplepdf: 1.4.0

weasyprint: 56.1

Other packages

`__future__`: unknown

`__main__`: unknown

`_aix_support`: unknown

`_asyncio`: unknown

`_bootlocale`: unknown

`_bootsubprocess`: unknown

`_brotli`: unknown

`_bz2`: unknown

`_cffi_backend`: unknown

`_collections_abc`: unknown

`_compat_pickle`: unknown

`_compression`: unknown

`_ctypes`: unknown

`_ctypes_test`: unknown

`_decimal`: unknown

`_distutils_hack`: unknown

`_elementtree`: unknown

_hashlib: unknown
_lzma: unknown
_markupbase: unknown
_msi: unknown
_multiprocessing: unknown
_osx_support: unknown
_overlapped: unknown
_py_abc: unknown
_pydecimal: unknown
_pyio: unknown
_pysistent_version: unknown
_queue: unknown
_sass: unknown
_sitebuiltins: unknown
_socket: unknown
_sqlite3: unknown
_ssl: unknown
_strptime: unknown
_testbuffer: unknown
_testcapi: unknown
_testconsole: unknown
_testimportmultiple: unknown
_testinternalcapi: unknown
_testmultiphase: unknown
_threading_local: unknown
_tkinter: unknown
_uuid: unknown
_weakrefset: unknown
_zoneinfo: unknown
abc: unknown
aifc: unknown
alabaster: 0.7.12
antigravity: unknown
argparse: unknown
ast: unknown
asynchat: unknown
asyncio: unknown
asyncore: unknown
attr: unknown
attrs: 22.1.0
babel: 2.10.3
base64: unknown
bdb: unknown

binhex: unknown
bisect: unknown
brotli: 1.0.9
bs4: unknown
bz2: unknown
calendar: unknown
certifi: 2022.9.14
cffi: 1.15.1
cgi: unknown
cgitb: unknown
charset_normalizer: 2.1.1
chunk: unknown
cmd: unknown
code: unknown
codecs: unknown
codeop: unknown
collections: unknown
colorama: 0.4.5
colorsys: unknown
compileall: unknown
concurrent: unknown
conf: unknown
configparser: unknown
contextlib: unknown
contextvars: unknown
contourpy: 1.0.5
copy: unknown
copyreg: unknown
cProfile: unknown
crypt: unknown
cssselect2: 0.6.0
csv: unknown
ctypes: unknown
curses: unknown
cyclер: 0.11.0
dataclasses: unknown
datetime: unknown
dateutil: unknown
dbm: unknown
decimal: unknown
difflib: unknown
dis: unknown
distutils: unknown

doctest: unknown
docutils: 0.19
email: unknown
encodings: unknown
ensurepip: unknown
enum: unknown
filecmp: unknown
fileinput: unknown
fnmatch: unknown
fontTools: 4.37.2
formatter: unknown
fractions: unknown
ftplib: unknown
functools: unknown
genericpath: unknown
getopt: unknown
getpass: unknown
gettext: unknown
glob: unknown
graphlib: unknown
gzip: unknown
hashlib: unknown
heapq: unknown
hmac: unknown
html: unknown
html5lib: 1.1
http: unknown
idlelib: unknown
idna: 3.4
imagesize: 1.4.1
imaplib: unknown
imgchr: unknown
imp: unknown
importlib: unknown
importlib_metadata: 4.12.0
inspect: unknown
io: unknown
ipaddress: unknown
jinja2: 3.1.2
json: unknown
jsonschema: 3.2.0
keyword: unknown
kiwisolver: 1.4.4

lib2to3: unknown
linecache: unknown
locale: unknown
logging: unknown
lzma: unknown
mailbox: unknown
mailcap: unknown
markupsafe: 2.1.1
matplotlib: 3.6.0
mimetypes: unknown
modulefinder: unknown
msilib: unknown
multiprocessing: unknown
netrc: unknown
nntplib: unknown
ntpath: unknown
nturl2path: unknown
numbers: unknown
numpy: 1.23.3
opcode: unknown
operator: unknown
optparse: unknown
os: unknown
packaging: 21.3
pathlib: unknown
pdb: unknown
pickle: unknown
pickletools: unknown
pip: 21.2.3
pipes: unknown
pkg_resources: unknown
pkgutil: unknown
platform: unknown
plistlib: unknown
poplib: unknown
posixpath: unknown
pprint: unknown
profile: unknown
pstats: unknown
pty: unknown
pvectorc: unknown
py_compile: unknown
pyclbr: unknown

pycparser: 2.21
pydoc: unknown
pydoc_data: unknown
pydyf: 0.2.0
pyexpat: unknown
pygments: 2.13.0
pylab: unknown
pyparsing: 3.0.9
pyphen: 0.13.0
pysistent: 0.18.1
pysassc: unknown
pytz: 2022.2.1
queue: unknown
quopri: unknown
random: unknown
re: unknown
replib: unknown
requests: 2.28.1
requests_file: 1.5.1
rlcompleter: unknown
runpy: unknown
sass: unknown
sassc: unknown
sasstests: unknown
sassutils: unknown
sched: unknown
secrets: unknown
select: unknown
selectors: unknown
setup: unknown
setuptools: 57.4.0
shelve: unknown
shlex: unknown
shutil: unknown
signal: unknown
site: unknown
six: 1.16.0
smtpd: unknown
smtplib: unknown
sndhdr: unknown
snowballstemmer: 2.2.0
socket: unknown
socketserver: unknown

soupsieve: 2.3.2.post1
sphinx_data_viewer: 0.1.2
sphinxcontrib: unknown
sqlite3: unknown
sre_compile: unknown
sre_constants: unknown
sre_parse: unknown
ssl: unknown
stat: unknown
statistics: unknown
string: unknown
stringprep: unknown
struct: unknown
subprocess: unknown
sunau: unknown
symbol: unknown
symtable: unknown
sysconfig: unknown
tabnanny: unknown
tarfile: unknown
telnetlib: unknown
tempfile: unknown
test: unknown
test_py_module: unknown
textwrap: unknown
this: unknown
threading: unknown
timeit: unknown
tinycss2: 1.1.1
tkinter: unknown
token: unknown
tokenize: unknown
trace: unknown
traceback: unknown
tracemalloc: unknown
tty: unknown
turtle: unknown
turtledemo: unknown
types: unknown
typing: unknown
unicodedata: unknown
unittest: unknown
urllib: unknown

urllib3: 1.26.12
uu: unknown
uuid: unknown
venv: unknown
warnings: unknown
wave: unknown
weakref: unknown
webbrowser: unknown
webencodings: 0.5.1
winsound: unknown
wsgiref: unknown
xdrlib: unknown
xml: unknown
xmlrpc: unknown
zipapp: unknown
zipfile: unknown
zipimport: unknown
zipp: 3.8.1
zoneinfo: unknown
zopfli: 0.2.1

