

# Nuclear Spins and Moments

Gladys H. Fuller\*

Office of Standard Reference Data, National Bureau of Standards, Washington, D.C. 20234

A summary of nuclear-moment values and an index, arranged by  $Z$  and  $A$ , is presented. The summary value is based on the experimentally determined values of the nuclear moments which have been listed in tables according to the techniques used. Each table is preceded by a short introduction describing the experimental technique involved and the method of calculating the moment from the measured quantities. References are given for all data quoted. The date for the last systematic literature search is included with each table. This tabulation supplements and revises the earlier tables which appeared in Nuclear Data Tables, Volume A5, 433-612 (1969).

Key words: Evaluated data; nuclear electric hexadecapole moments; nuclear electric quadrupole moments; nuclear magnetic dipole moments; nuclear magnetic octupole moments; nuclear spins.

## Contents

	Page		Page
1. General Introduction .....	835	Table F: Nuclear Moments by Atomic and Molecular Beams.....	901
2. Policies.....	836	Table G: Nuclear Moments by Optical Spectroscopy.....	936
3. Abbreviations.....	838	Table H: Nuclear Moments by Optical Double Resonance and Pumping Techniques.....	949
4. Summary of Nuclear Moment Values and Index.....	842	Table J: Nuclear Moments by Nuclear Orientation, Perturbed Angular Correlation and Nuclear Specific Heat Measurements.....	963
5. Tables of Nuclear Moment Data.....	865	Table K: Nuclear Moments by Coulomb Excitation Reorientation and Other Techniques.....	1004
Table A: Neutron, Proton, and Anti-Proton Moments.....	865	6. References.....	1016
Table B: Nuclear Moments by Paramag- netic Resonance.....	869		
Table C: Nuclear Moments by Microwave Spectroscopy.....	878		
Table D: Nuclear Moments by Quadrupole Resonance.....	882		
Table E: Nuclear Moments by Nuclear Magnetic Resonance.....	885		

## I. General Introduction

Measured values of nuclear moments, and of some of the auxiliary constants from which moment values are derived, are listed in this compilation. Since the auxiliary quantities determined by the various experimental techniques available today are quite different from each other, the experimental information is divided into eleven tables, each pertaining to a particular method or group of related methods. This division makes it possible to include information which is of interest to those concerned with a particular technique as well as values of the nuclear moments themselves.

Detailed descriptions of many of the methods have been presented by Ramsey [53Ra34]‡, Nierenberg [57Ni25], Kopfermann [58Ko90], Laukien [58La04], Townes [58To34], Cohen [59Co83], and by several authors in *Methods of Experimental Physics*, Volume 5, Nuclear Physics, Part B, edited by Yuan and Wu [63Yu02] and in *Hyperfine Interactions*, edited by Freeman and Frankel [67Fr15]. Brief introductions outlining the particular techniques are given with the individual tables.

In all tables, the values of the magnetic moments have been adjusted to a standard value of the magnetic moment of the proton by the compilers using the experimentally determined quantities and

\*Guest worker.

Copyright © 1976 by the U.S. Secretary of Commerce on behalf of the United States. This copyright will be assigned to the American Institute of Physics and the American Chemical Society, to whom all requests regarding reproduction should be addressed.

‡Alpha-numeric codes in brackets indicate literature references, the first two digits representing the year of publication, the letters representing the author.

adopted standard values of  $\mu_p$  and frequency ratios. An extensive discussion of the evaluation of the fundamental constants is given by Taylor, Parker, and Langenberg [69TaPa]. The most recent adjustment of the fundamental constants appears in Cohen and Taylor [73CoTa].

The Summary of Nuclear Moment Values and Index presents a list of the nuclear moments for all nuclei for which measurements have been made and serves as an index to the specific tables in which more detailed information will be found.

In preparation of the tables, all data available up to the cutoff date listed in each table were reviewed. Unless important for the determination of the sign of a moment, older values have been omitted when superseded by more accurate results.

The abbreviations used and policies adopted concerning signs, standards, uncertainties, standard values, and corrections are explained in tabular style on the following pages.

### Acknowledgments

We would like to thank Dr. K. Way for her encouragement and guidance in the inception of these tables. We would also like to acknowledge the great assistance and cooperation of the Nuclear Data Group at Oak Ridge National Laboratory in literature scanning and referencing; in particular, Frances Hurley is to be thanked for her careful work on the reference list. Special thanks are due Dr. W. B. Ewbank for many helpful discussions as well as for his role as ombudsman between the Nuclear Data Group and us.

We would especially like to thank Dr. D. Murnick and his co-workers at Bell Telephone Laboratories and Dr. D. Hoppes at the National Bureau of Standards for their assistance in the evaluation of material for Table J.

We wish to thank V. S. Shirley for many helpful discussions and the experimenters, too numerous to mention individually, who have helped by sending preprints or giving us permission to quote soon-to-be-published values.

The present compilation owes much to the earlier tabulations of J. Mack [50Ma50], H. E. Walchli [53Wa63], N. F. Ramsey [53Ra34], C. H. Townes [58To34], G. Laukien [58La04], I. Lindgren [65Li12], and V. S. Shirley [67Sh14].

Acknowledgements are in order for Constance Seymour, Office of Standard Reference Data, National Bureau of Standards and also for Ilse Putman, Office of Technical Information and Publications, NBS, who did the "on-line" keyboarding and editing of the text and tabular material directly into the NBS Typographic System developed by Carla Messina of OSRD, NBS.

We would also like to thank Academic Press for permission to copy the table of diamagnetic correction factors from *Nuclear Moments* by H. Kopfermann [58Ko90], and W. R. Johnson for sending early drafts of his tables of diamagnetic correction factors for neutral atoms [72Jo18].

I would like to pay tribute to Dr. V. W. Cohen, my collaborator these many years, who died August 17, 1974. He was a man of very high principles, a good teacher and mentor. He was also a very warm, generous and direct person. He will be greatly missed - GHF.

## 2. Policies

- |                |   |
|----------------|---|
| Level Energies | Energies, given to identify the levels for which moment information is presented, are taken from the Nuclear Data Sheets (through Volume B5) or Table of Isotopes [67LeHo].   |
| Half-lives     | Half-lives which are given to identify the levels and which, in the case of Table J, are used to compute $\mu$ from values of $\omega\tau$ , have been taken from Marelus [68Ma49], Nuclear Data Sheets (through Volume B5), Table of Isotopes [67LeHo], or the author (in that order).   |
| Signs          | The sign of the nuclear moment given is that actually measured by the experimenter. When the sign cannot be determined, " $\pm$ " appears before the value.   |
| Uncertainties  | Uncertainties quoted for the measured quantities are those given by the experimenter. The uncertainty in the last figure of a number is printed in italics immediately after the number. For example, 0.745 25 means 0.745 $\pm$ 0.025.   |
| [ ]            | Brackets enclose values of the nuclear spins for which there are no spectroscopic or resonance measurements but which are assumed in order to calculate magnetic moments from $g$ -values. They have also been used to indicate the model-dependent values of $Q$ , $\Omega$ , and $Q_4$ which are obtained by electron scattering. |

( ) Parentheses enclose values measured by someone other than the author quoted.

**Zero-spin values** Measured zero-spin values for even-even nuclei have been included in the tables. Experiments which gave rise to the now-accepted concept of zero spin for all even-even nuclei can be divided into two groups. The first group proves that the spins of several such nuclei are definitely zero by the absence of alternating intensities in the observed spectra of homonuclear diatomic molecules. The second group, which can only give an upper limit on the interaction constants when no hyperfine splitting is observed, indicates either that the spin is zero or that  $\mu$  (or  $Q$ ) is very small. The spin values of zero determined by this second group of experiments are marked by “♦” after the value.

**Standard  $\mu_p$**   $\mu_p = 2.792776 \text{ 31 nm}$ . This result is obtained by averaging the values given by the experiments of [51Je10, 51So34, 55Co36, and 56Tr19] which yield  $\mu$  directly in nuclear magnetons. This leads to a value of  $\mu'_p$ , not corrected for atomic diamagnetism, of 2.79270 3 which has been used throughout in the calculation of moments measured relative to that of the proton in samples of water. The uncertainties in the calculated magnetic moments do not include any uncertainty in the value of  $\mu'_p$ .

**Conversion factors**  $\gamma_p [\text{in rad}\cdot\text{s}^{-1}\cdot\text{T}^{-1}] \times (1.043953 \text{ 10}) \times 10^{-8} = \mu_p [\text{in nm}]$   
 $\mu_p [\text{in Bohr magnetons}] \times (1836.109 \text{ 11}) = \mu_p [\text{in nm}]$   
 See [69TaPa].

**Standard frequency ratios** Standard frequency ratios,  $\nu(A)/\nu_p$ , which were used to calculate values of the magnetic moments from relative measurements, are given below. With the exception of the optical pumping (OP) measurement for  $^{199}\text{Hg}$ , these ratios were determined by nuclear magnetic resonance (NMR).

$^2\text{H}$	0.15350609† 2	$^{45}\text{Sc}$	0.24291623 10
$^7\text{Li}$	0.38863618† 8	$^{50}\text{V}$	0.0997015‡ 10
$^{11}\text{B}$	0.3208377‡ 2	$^{55}\text{Mn}$	0.24789167 6
$^{14}\text{N}$	0.07226261 1	$^{73}\text{Ge}$	0.03488401 14
$^{23}\text{Na}$	0.26451775† 7	$^{85}\text{Rb}$	0.096552095‡ 54
$^{27}\text{Al}$	0.26056752 7	$^{127}\text{I}$	0.200080‡ 14
$^{35}\text{Cl}$	0.09797858 5	$^{199}\text{Hg}$	0.178788 15 (NMR)
$^{39}\text{K}$	0.0466636‡ 7		0.1782706 3 (OP)
$^{41}\text{K}$	0.02561295 12		

†From a least squares adjustment of the  $g$ -factors for  $^2\text{H}$ ,  $^7\text{Li}$ , and  $^{23}\text{Na}$  with  $g_p = 5.58540$  fixed.

‡Weighted average.

**Diamagnetic corrections** All magnetic moments are given with the diamagnetic correction,  $\sigma$ , applied. To obtain the corrected  $g$ - or  $\mu$ -value, the uncorrected value was multiplied by the factor,  $(1-\sigma)_{\text{DK}}^{-1}$ , listed in the table below for that element. These values, which are taken from Kopfermann [58Ko90] p450, are based on calculations of Dickinson [50Di10]. The uncertainty in the value of the added correction is assumed to be 5%. New calculations, using Hartree-Fock relativistic electron wave functions, show that the earlier values of  $\sigma$  are too small. Diamagnetic correction factors for some closed shell and closed sub-shell ions can be found in Feiock and Johnson [68Fe05]. Average correction factors for neutral atoms have been calculated by Lin, Johnson and Feiock [72Jo18]. These values include the contribution of the closed-shell core of the atoms and an average shielding factor for the valence electrons in the ground state configuration. This average is made over the ground state multiplet assigning statistical weights to the subshells. The diamagnetic correction factors do not include possible large contributions for individual valence electrons. In view of these better, unpublished values, which were received after most of the moments had been reevaluated, values of  $(1-\sigma)_{\text{LJF}}^{-1}$  based on the average neutral-atom diamagnetic correction factors of Lin, Johnson and Feiock [72Jo18] are included in the table below.

Table of Diamagnetic Correction Factors

$(1-\sigma)_{DK}^{-1}$	$(1-\sigma)_{LIF}^{-1}$	$(1-\sigma)_{DK}^{-1}$	$(1-\sigma)_{LIF}^{-1}$	$(1-\sigma)_{DK}^{-1}$	$(1-\sigma)_{LIF}^{-1}$	$(1-\sigma)_{DK}^{-1}$	$(1-\sigma)_{LIF}^{-1}$
<sup>1</sup> H 1.0000278†	1.00001775†	<sup>25</sup> Mn 1.00191	1.002077	<sup>49</sup> In 1.00493	1.005994	<sup>74</sup> W 1.00877	1.01340
<sup>2</sup> He 1.000060	1.00005994	<sup>26</sup> Fe 1.00202	1.002203	<sup>50</sup> Sn 1.00506	1.006203	<sup>75</sup> Re 1.00893	1.01382
<sup>3</sup> Li 1.000101	1.0001048	<sup>27</sup> Co 1.00214	1.002332	<sup>51</sup> Sb 1.00520	1.006419	<sup>76</sup> Os 1.00909	1.01426
<sup>4</sup> Be 1.000149	1.0001531	<sup>28</sup> Ni 1.00226	1.002468	<sup>52</sup> Te 1.00534	1.006639	<sup>77</sup> Ir 1.00925	1.01471
<sup>5</sup> B 1.000199	1.0002068	<sup>29</sup> Cu 1.00238	1.002611	<sup>53</sup> I 1.00548	1.006861	<sup>78</sup> Pt 1.00942	1.01519
<sup>6</sup> C 1.000261	1.0002672	<sup>30</sup> Zn 1.00250	1.002749	<sup>54</sup> Xe 1.00562	1.007092	<sup>79</sup> Au 1.00958	1.01567
<sup>7</sup> N 1.000325	1.0003332	<sup>31</sup> Ga 1.00262	1.002888	<sup>55</sup> Cs 1.00576	1.007325	<sup>80</sup> Hg 1.00974	1.01612
<sup>8</sup> O 1.000395	1.0004059	<sup>32</sup> Ge 1.00274	1.003031	<sup>56</sup> Ba 1.00590	1.007563	<sup>81</sup> Tl 1.00992	1.01663
<sup>9</sup> F 1.000464	1.0004844	<sup>33</sup> As 1.00286	1.003177	<sup>57</sup> La 1.00606	1.007810	<sup>82</sup> Pb 1.01008	1.01717
<sup>10</sup> Ne 1.000547	1.0005693	<sup>34</sup> Se 1.00297	1.003327	<sup>58</sup> Ce 1.00620	1.008075	<sup>83</sup> Bi 1.0102	1.01772
<sup>11</sup> Na 1.000629	1.0006495	<sup>35</sup> Br 1.00309	1.003479	<sup>59</sup> Pr 1.00635	1.008341	<sup>84</sup> Po 1.0104	1.01829
<sup>12</sup> Mg 1.000710	1.0007322	<sup>36</sup> Kr 1.00322	1.003635	<sup>60</sup> Nd 1.00651	1.008615	<sup>85</sup> At 1.0106	1.01889
<sup>13</sup> Al 1.000795	1.0008172	<sup>37</sup> Rb 1.00334	1.003790	<sup>61</sup> Pm 1.00666	1.008897	<sup>86</sup> Rn 1.0107	1.01952
<sup>14</sup> Si 1.000881	1.0009056	<sup>38</sup> Sr 1.00346	1.003950	<sup>62</sup> Sm 1.00683	1.009188	<sup>87</sup> Fr 1.0109	1.02016
<sup>15</sup> P 1.000970	1.0009975	<sup>39</sup> Y 1.00359	1.004114	<sup>63</sup> Eu 1.00698	1.009487	<sup>88</sup> Ra 1.0111	1.02082
<sup>16</sup> S 1.00106	1.001093	<sup>40</sup> Zr 1.00372	1.004282	<sup>64</sup> Gd 1.00714	1.009789	<sup>89</sup> Ac 1.0112	1.02151
<sup>17</sup> Cl 1.00115	1.001191	<sup>41</sup> Nb 1.00385	1.004456	<sup>65</sup> Tb 1.00729	1.010094	<sup>90</sup> Th 1.0114	1.02224
<sup>18</sup> A 1.00124	1.001294	<sup>42</sup> Mo 1.00398	1.004633	<sup>66</sup> Dy 1.00746	1.01043	<sup>91</sup> Pa 1.0116	1.0229‡
<sup>19</sup> K 1.00133	1.001394	<sup>43</sup> Tc 1.00413	1.004815	<sup>67</sup> Ho 1.00762	1.01076	<sup>92</sup> U 1.0117	1.0236‡
<sup>20</sup> Ca 1.00142	1.001495	<sup>44</sup> Ru 1.00427	1.005000	<sup>68</sup> Er 1.00778	1.01110	<sup>93</sup> Np 1.0119‡	1.0244‡
<sup>21</sup> Sc 1.00151	1.001602	<sup>45</sup> Rh 1.00440	1.005194	<sup>69</sup> Tm 1.00794	1.01146	<sup>94</sup> Pu 1.0121‡	1.0251‡
<sup>22</sup> Ti 1.00161	1.001716	<sup>46</sup> Pd 1.00454	1.005389	<sup>70</sup> Yb 1.00810	1.01183	<sup>95</sup> Am 1.0122‡	1.0258‡
<sup>23</sup> V 1.00171	1.001834	<sup>47</sup> Ag 1.00467	1.005586	<sup>71</sup> Lu 1.00827	1.01220	<sup>96</sup> Cm 1.0124‡	1.0265‡
<sup>24</sup> Cr 1.00181	1.001956	<sup>48</sup> Cd 1.00480	1.005789	<sup>72</sup> Hf 1.00844	1.01259	<sup>97</sup> Bk 1.0125‡	1.0274‡
				<sup>73</sup> Ta 1.00860	1.01298		

† For a spherical sample of water the factor is 1.0000260 [66My01]

‡ Value obtained by graphic extrapolation

#### Hyperfine-structure anomaly

Values of magnetic moments calculated from ratios of hyperfine-structure constants do not include a hyperfine-structure anomaly correction. This correction can range from zero to about 1% [70FuCo]. Some authors include a 1% uncertainty in the value of the magnetic moment to take account of this possible correction.

#### Q-values

The value of the quadrupole moment given is that quoted by the experimenter. The uncertainty may be as much as 50% or more because of the difficulties in estimating the electric field inhomogeneity at the nucleus, arising from the molecular and electronic environment, and the effect of the polarization of the electron core. Values marked by an asterisk, \*, indicate that the experimenter has made some Sternheimer or polarization corrections in computing the moment. For papers on Sternheimer corrections for specific atoms and ions, see [50St32, 51St93, 54Fo28, 54St11, 56St50, 57St39, 63St22, 66St23, 71St12, 71St44].

#### Compounds

In general, standard chemical notation is used with the exception of using an italicized number for the waters of crystallization and an italicized chemical symbol for an element which is replaced in a doped material. Some specific abbreviations have been used for the following compounds:

CMN - cerium magnesium nitrate  
 NES - neodymium ethyl sulphate  
 xIG - x iron garnet.

### 3. Abbreviations

A- ashta-, 10<sup>+18</sup>, an abbreviation of the Sanskrit for eighteen

ABMR atomic beam magnetic resonance

a- atto-, 10<sup>-18</sup>

$a; A, B$	magnetic dipole interaction constant, given in MHz; $\text{cm}^{-1}$ respectively. See introduction to Table F, equation (2) for definition of $a$ .
$B_0$	resonance magnetic field for stroboscopic observation of perturbed angular correlation
$b$	electric quadrupole interaction constant, given in MHz. See introduction to Table F, equation (3) for definition of $b$ .
CEx	Coulomb excitation
CMN	cerium magnesium nitrate, $\text{Ce}_2\text{Mg}_3(\text{NO}_3)_{12} \cdot 24\text{H}_2\text{O}$
$c$	magnetic octupole interaction constant, given in MHz. See introduction to Table F, equation (4) for definition of $c$ .
DR	optical double resonance
d	day
ENDOR	electron-nuclear double resonance
$eqQ$	electric quadrupole coupling constant Note: This quantity has the dimensions of energy. However, in microwave and radiofrequency experiments it is customary to refer to it in units of MHz and in atomic spectra experiments, in units of $\text{cm}^{-1}$ . To obtain proper energy units one should multiply the given values by $h$ or $hc$ , respectively.
$eq_4Q_4$	electric hexadecapole interaction constant Note: This quantity, which is an energy difference, is expressed for convenience in units of MHz in radiofrequency experiments. It is understood that one must multiply the values given by $h$ to convert to energy units.
$F$	total atomic angular momentum, $F=I+J$
F	Fermi, $10^{-13}\text{cm}$
f-	femto-, $10^{-15}$
G-	giga-, $10^{+9}$
$G, G_2, G_4$	angular correlation attenuation coefficients
$g$ or $g_I$	nuclear $g$ -factor, $\mu/I$
$g_J$	electronic $g$ -factor of the atom, $\mu_J/J$
$g_s$	electronic spin $g$ -factor
$g^s$	ground state
$H$	magnetic field strength. In most of the tables $H$ has been given in gauss. The SI (Système International) unit for the magnetic field, the tesla, corresponds to $10^4$ gauss
$H_0$	external or applied magnetic field
$H_{\text{hf}}$	hyperfine magnetic field
$H_{\text{int}}, H_{\text{eff}}$	internal or effective magnetic field at the nucleus

$H_{res}$	magnetic field at resonance
h	hour
hfs	hyperfine structure
$I$	nuclear angular momentum or spin
J-	jitu-, $10^{+15}$ , from the Swahili for giant
$J$	total electronic angular momentum
$K$	Knight shift correction
k-	kilo-, $10^{+3}$
$k$	Boltzmann constant, $(1.38062\ 6)\times 10^{-23}$ J/°K [69TaPa]
LX	level crossing
M-	mega-, $10^{+6}$
$M_{22}$	quadrupole matrix element for the 2+ state, $\langle 2+  ME_2  2+\rangle$
m-	milli-, $10^{-3}$
m	minute
$m_I, m_J$	magnetic quantum number, projection on $H$ of $I$ and $J$ , respectively
NES	neodymium ethyl sulphate, $\text{Nd}(\text{C}_2\text{H}_5\text{SO}_4)_3 \cdot 9\text{H}_2\text{O}$
NMR	nuclear magnetic resonance
n-	nano-, $10^{-9}$
nm	nuclear magneton
OP	optical pumping
$P, P', P''$	electric quadrupole interaction constants, given in $\text{cm}^{-1}$ in paramagnetic resonance measurements
p-	pico-, $10^{-12}$
$Q$	nuclear electric quadrupole moment This quantity exists only for nuclei with $I \geq 1$ and is defined by
	$eQ = \int \rho r^2 (3 \cos^2 \theta - 1) dV$
	where $\rho$ is the nuclear charge density, and $r$ and $\theta$ are the radial and polar coordinates of a volume element, $dV$ , referred to the nuclear center and axis of symmetry.
$Q_0$	intrinsic quadrupole moment
$Q_{rot}$	rotational quadrupole moment

$Q_4$  nuclear electric hexadecapole moment  
This quantity exists only for nuclei with  $I \geq 2$  and is defined by

$$eQ_4 = \int \rho r^4 (35 \cos^4 \theta - 30 \cos^2 \theta + 3) dV$$

where  $\rho$  is the nuclear charge density, and  $r$  and  $\theta$  are the radial and polar coordinates of a volume element,  $dV$ , referred to the nuclear center and axis of symmetry.

$q$   $-\partial E_z / \partial z$ , the first derivative, evaluated at the nucleus, of the electric field along the axis of the molecule or atom

$q_4$   $-\partial^3 E_z / \partial z^3$ , the third derivative, evaluated at the nucleus, of the electric field along the axis of the molecule or atom

SE spin exchange

s second

T- tera-,  $10^{+12}$

T temperature

$T_0$  repetition period for stroboscopic measurements

$T_{1/2}$  half-life

$t_{ave}$  mean time of observation

X magnetic field attenuation coefficient, defined in terms of the  $G$ 's [62Co17]

xIG x iron garnet,  $Fe_3x_2^{3+}(SiO_4)_3$

y year

$\beta$  paramagnetic correction factor,  $H = \beta H_0$

$\gamma_p$  gyromagnetic ratio of the proton,  $\gamma_p = \omega_{Larmor} / H = 4\pi\mu_p / h$

$\Delta, \Delta E$  energy splitting at low temperature,  $\Delta = g\mu_N H / k$

$\Delta\theta$  total angular shift for static and transient fields,  $\Delta\theta = \int_0^t \omega dt' = \omega\tau + \phi_t$

$\mu^-$  micro-,  $10^{-6}$

$\mu$  nuclear magnetic dipole moment  
This quantity exists only for nuclei with  $I \geq 1/2$  and is defined by

$$\mu = -\int r \cos\theta \operatorname{div} M dV$$

where  $M$  is the total magnetic moment density due to the currents and spins in the nucleus, and  $r$  and  $\theta$  are the radial and polar coordinates of a volume element,  $dV$ , referred to the nuclear center and axis of symmetry.

$\mu_B$  Bohr magneton,  $he/4\pi m_e c = (9.274106)10^{-24} \text{J}\cdot\text{T}^{-1}$  [69TaPa]

$\mu_B/\mu_N$  ratio of Bohr magneton to nuclear magneton,  $\mu_B/\mu_N = M_p/m_e = 1836.10911$  [69TaPa]

$\mu_N$  nuclear magneton,  $he/4\pi M_p c = (5.050955) \times 10^{-27} \text{J}\cdot\text{T}^{-1}$  [69TaPa]

$\mu_J$	electronic magnetic moment
$\nu$	resonant frequency, $\Delta E/h$ ; $\omega/2\pi$
$\Delta\nu$	hyperfine-structure splitting This quantity in rf resonance literature is defined as $\Delta\nu = \Delta W/h$ in units of Hertz where $\Delta W$ is the energy separation between adjacent $F$ -states in the absence of an external field. In optical spectroscopy it is defined by $\Delta\nu = \Delta W/hc$ in $\text{cm}^{-1}$ (Kaysers).
$\sigma$	diamagnetic correction factor, see Policies.
$\tau$	mean life, $T_{1/2} = \tau \ln 2 = 0.693\tau$
$\tau_c$	collision life-time, $\tau_c = \text{mean free path} / \text{recoil velocity}$
$\phi_t$	total transient-field angular shift
$\Omega$	nuclear magnetic octupole moment This quantity exists only for nuclei with $I \geq 3/2$ and is defined by $\Omega = (1/2) \int r^3 (5 \cos^3 \theta - 3 \cos \theta) \text{div} M \, dV,$ where $M$ is the total magnetic moment density due to the currents and spins in the nucleus and $r$ and $\theta$ are the radial and polar coordinates of a volume element, $dV$ , referred to the nuclear center and axis of symmetry.
$\omega, \omega_{\text{Larmor}}$	Larmor angular precession frequency, $2\pi\mu H/hI$ or $2\pi g H \mu_N/h$
$\omega_o$	quadrupole resonance angular frequency, $\omega_o = [3/4I(2I-1)]\omega_Q$ for integer $I$ and $\omega_o = [3/2I(2I-1)]\omega_Q$ for half-integer $I$
$\omega_Q$	quadrupole interaction frequency, $\omega_Q = 2\pi e q Q/h$
$\omega\tau$	angular shift of the angular correlation or distribution in the presence of a magnetic field
$\omega_p/\omega_{\text{cyc}}$	ratio of the nuclear magnetic resonance frequency of the proton to the cyclotron frequency of the proton This ratio is equal to the value of the magnetic moment of the proton in the nuclear magnetons.
$\omega_e/\omega_p$	ratio of the cyclotron frequency of a free electron to the nuclear magnetic resonance frequency of the proton The reciprocal of this ratio is equal to the value of the proton magnetic moment in Bohr magnetons.

## 4. Summary of Nuclear Moment Values and Index

### Introduction

In this table, a value is given for every nuclear moment for which a measured value has been tabulated in the separate tables. The index letter, under the column headed 'Index', indicates the table in which the measured moment values and auxiliary quantities will be found. Since the individual tables list data for a particular measuring technique, the

index also forms a code for the techniques by which moment information has been obtained.

In arriving at summary values of magnetic moments there has been no attempt to average all existing results since the spread of values is not always due to statistical fluctuations but often depends on the circumstances of the measurements. Certain techniques give more reliable results. These are listed below along with the major associated problems, enclosed in ( )'s.

ABMR by direct measurement, doublet separation, or triple resonance (configuration mixing)



- ENDOR using materials for which the paramagnetic shielding is small (paramagnetic shielding)
- OP (configuration mixing)
- NMR using the most ionic materials or extrapolating to zero density or concentration (chemical shifts, Knight shifts for metals)

When the quoted experimental uncertainties and the differences between quoted values are of the same order to magnitude, a weighted average was made:

$$A = \frac{\sum_{i=1}^n e_i^{-2} (A_i)}{\sum_{i=1}^n e_i^{-2}},$$

where  $e_i$  is the quoted uncertainty in the quantity  $A_i$ . The uncertainty in the value  $A$  was then taken as the larger of the internal or external error:

$$e_{\text{internal}} = \left( \sum_i e_i^{-2} \right)^{-1/2},$$

$$e_{\text{external}} = \left[ \left( \sum_i e_i^{-2} (A_i - A)^2 \right) / (n - 1) \left( \sum_i e_i^{-2} \right) \right]^{1/2}.$$

The arithmetic average, with an uncertainty given by one standard deviation, was used when the quoted uncertainties in the individual measurements are smaller than ( $\approx$  or  $<$  1/10) the differences between the quoted values.

No attempt has been made to estimate uncertainties arising from chemical shifts or configuration mixing. Although these could be as large as 1%, most are of the order of 0.01% or less. No uncertainty is assumed for  $\mu_p$ . In the summary table the uncertainty is in the last significant figure.

The values quoted include the diamagnetic correction which is also tabulated.

For several nuclei the  $\mu$ -values obtained by two different methods are very consistent but large discrepancies exist between the two sets of values, for example between NMR and OP measurements. Both values are now listed and footnoted. For most purposes, an arithmetic average of the two values could be used. For relative NMR measurements, the NMR-value would give a better measure of the effective moment. (It is interesting to note that the discrepancy between the NMR and OP magnetic moment values for the II-B elements, Zn, Cd, Hg, varies almost linearly with  $Z$ .)

It is not simple to estimate the accuracy of a particular quadrupole moment because the value of a quadrupole moment derived from an interaction constant depends upon the assumptions made concerning the electronic configurations, the Sternheimer effect or polarization of the electron distribution by a nonspherical nuclear charge distribution (nuclear quadrupole moment), and the molecular binding. Uncertainties, arising from incomplete knowledge of the molecular binding, may be as large as 50%. Corrections for polarization effects can be of the order of 10–20%, although some have been calculated to be as large as 50%, for example for the 3d configuration of Sc. To obtain the summary value, an average of the data for a particular isotope of an element has been made. This average value is indicated by a superscript "s". The values of the quadrupole moment of the other isotopes of that element, marked by a superscript "r", were calculated using this average and the more accurately determined quadrupole moment ratios.

Magnetic octupole and electric hexadecapole moments have also been included in the summary list.

A few values of  $Q$ ,  $\Omega$ ,  $Q_4$  have been tabulated which have been derived from electron-scattering experiments. These are model-dependent and are indicated by brackets, [ ], surrounding the value.

### Explanation of the Summary Table

- Nucleus Chemical symbol with  $Z$ -,  $A$ -, and  $N$ -numbers
- Level The energy of the nuclear level, in keV, given to identify the level for which nuclear moment information is presented  
Values have been taken from the Nuclear Data Sheets (through B5), Table of Isotopes [67LeHo] or the experimenter's quoted value.
- $T_{1/2}$  The half-life of the radioactive nucleus or excited level  
Values have been taken from Marelis [68Ma49], Nuclear Data Sheets (through B5), Table of Isotopes [67LeHo] or the experimenter's value.

See Abbreviations for definitions of prefix-symbols used with units.

- I* Nuclear spin or angular momentum in units of  $h/2\pi$   
 Values enclosed in brackets, [ ], were not determined by spectroscopic or resonance measurements but were assumed in order to interpret data.
- $\mu$  Nuclear magnetic moments in nuclear magnetons, with diamagnetic correction  
 When ratios are given, the level-energy of the reference isotope, in keV, is indicated by a subscript.
- Diam. Corr. The diamagnetic correction which was added to the last significant figure of the uncorrected magnetic dipole moment to get the value quoted in the previous column  
 For example, for  $\text{Li}^6$ ,  $\mu = \mu_{\text{uncorrected}} + \text{Diam. corr.} = +0.82195 + 0.00008 = +0.82203$
- Q* Nuclear electric quadrupole moment in barns  
 Values marked by "s" are averages of the *Q*-values listed in the individual tables.  
 Those marked by "r" have been calculated by use of *Q*<sup>\*</sup> and measured *Q*-ratios.  
 Values marked by "\*" include polarization or Sternheimer corrections.  
 Values enclosed in brackets, [ ], are derived from electron-scattering experiments and are model-dependent.  
 When two values of *Q* are listed, the first refers to the value determined by Coulomb excitation reorientation assuming constructive interference and the second, destructive interference of the matrix elements.  
 When ratios are given, the level-energy of the reference isotope, in keV, is indicated by a subscript.
- $\Omega$  Nuclear magnetic octupole moment in nm-barns  
 Values enclosed in brackets, [ ], are derived from electron-scattering experiments and are model-dependent.
- Q*<sub>4</sub> Nuclear electric hexadecapole moment in barns<sup>2</sup>
- Index Directory to tables in which will be found the experimentally determined values on which the Summary Values are based.  
 Table A: Neutron, Proton, and Anti-Proton Moments  
 Table B: Nuclear Moments by Paramagnetic Resonance  
 Table C: Nuclear Moments by Microwave Spectroscopy  
 Table D: Nuclear Moments by Quadrupole Resonance  
 Table E: Nuclear Moments by Nuclear Magnetic Resonance  
 Table F: Nuclear Moments by Atomic and Molecular Beams  
 Table G: Nuclear Moments by Optical Spectroscopy  
 Table H: Nuclear Moments by Optical Double Resonance and Pumping Techniques  
 Table I: Nuclear Moments by Mössbauer Spectroscopy †  
 Table J: Nuclear Moments by Nuclear Orientation, Perturbed Angular Correlations, and Nuclear Specific Heat Measurements  
 Table K: Nuclear Moments by Coulomb Excitation Reorientation and Other Techniques

† For early data see [69FuCo]. See J. Stevens. J. Phys. Chem. Ref. Data 5, 1093 (1976). for recent data and evaluation.

Summary of Nuclear Moment Values and Index

Nucleus	Level (keV)	$T_{1/2}$	$I$ ( $h/2\pi$ )	$\mu$ (nm)	Diam. Corr.	$Q$ (b)	$\Omega$ (nmb)	$Q_4$ (b <sup>2</sup> )	Index
$^1_0n_1$		12m	1/2	-1.91312					A
$^1_1H_0$				-1.8					A
$^1_1H_0$			1/2	+2.79278 <sup>j</sup>	8				A B F C H
$^2_1H_1$			1	+0.85742	2	+0.0028			E F G H
$^3_1H_2$		12y	1/2	+2.9789	1				E F G H
$^3_2He_1$			1/2	-2.1276	1				E F G H
$^3_2He_1^+$			1/2						F H
$^4_2He_2$			0						G
$^6_2He_4$		0.8s	0*						F
$^6_3Li_3$			1	+0.82203	8	-0.0008 <sup>r</sup>			E F H
$^6_3Li_3^+$			1						H
$^7_3Li_4$			3/2	+3.25636	33	-0.04 <sup>s</sup>	[+0.09]		E F G H K
$^8_3Li_5$		0.8s	2	+1.6532	2				E H J
$^9_4Be_5$			3/2	-1.17745	18	+0.05	[-0.04]		E F K
$^8_5B_3$		770ms	[2]	$\pm 1.0355^p$	2				E J
$^{10}_5B_5$			3	+1.8006	4	+0.085* <sup>r</sup>	[< $\pm 0.03$ ]		C D E F J K
$^{10}_5B_5$	720	0.7ns	[1]	+0.6					J
$^{11}_5B_6$			3/2	+2.6885	5	+0.041* <sup>s</sup>	[+0.08]		C D E F J K
$^{12}_5B_7$		20.4ms	1	+1.0028* <sup>e</sup>		+0.018			E J
$^{13}_5B_8$		19ms	[3/2]	$\pm 3.1771^e$		$\pm 0.05$			E J
$^{11}_6C_5$		21m	3/2	(-?)0.99		(+?)0.031* <sup>e</sup>			F
$^{12}_6C_6$			0						G
$^{13}_6C_7$			1/2	+0.7024	2				E F G
$^{14}_6C_8$		5.6ky	0						G
$^{12}_7N_5$		12ms	1	$\pm 0.457$					E J
$^{13}_7N_6$		10m	1/2	$\pm 0.3221$	1				F
$^{14}_7N_7$			1	+0.40375	13	+0.01			C E F G H
$^{14}_7N_7$	5830	12.4ps	[3]	$\pm 1.5$ to 2.6					J
$^{15}_7N_8$			1/2	-0.2831	1				E F G H
$^{15}_8O_7$		2.1m	1/2	$\pm 0.7189$	3				F
$^{16}_8O_8$			0						G
$^{17}_8O_9$			5/2	-1.8937	7	-0.026* <sup>e</sup>			B C E
$^{18}_8O_{10}$			0						C
$^{18}_8O_{10}$	1980	3.3ps	[2]	$\pm 0.4$ to 0.7					J
$^{17}_9F_8$		66s	[5/2]	$\pm 4.722$	2				E J
$^{18}_9F_9$	1125	153ns	[5]	+2.85					J
$^{19}_9F_{10}$			1/2	+2.6288	12				B C E F G H
$^{19}_9F_{10}$	197	89ns	[5/2]	+3.60		$\pm 0.11^s$			J
$^{20}_9F_{11}$		11s	[2]	+2.094	1	$\pm 0.06^r$			E J
$^{19}_{10}Ne_9$		18s	1/2	-1.887	1				F
$^{19}_{10}Ne_9$	238	17.7ns	[5/2]	-0.74					J
$^{20}_{10}Ne_{10}$			0*						F G
$^{20}_{10}Ne_{10}$	1630	0.7ps	[2]			-0.25			K
$^{21}_{10}Ne_{11}$			3/2	-0.66176	36	+0.09			F G
$^{22}_{10}Ne_{12}$			0*						G
$^{22}_{10}Ne_{12}$	1275	3ps	[2]			-0.21			K
$^{23}_{10}Ne_{13}$		38s	[5/2]	-1.08					F

## Summary of Nuclear Moment Values and Index — Continued

Nucleus	Level (keV)	$T_{1/2}$	$I$ ( $h/2\pi$ )	$\mu$ (nm)	Diam. Corr.	$Q$ (b)	$\Omega$ (nmb)	$Q_s$ ( $b^2$ )	Index
$^{20}_{11}\text{Na}_9$		408ms	2	$\pm 0.369$					H J
$^{21}_{11}\text{Na}_{10}$		23s	3/2	+2.3861	15				F H
$^{22}_{11}\text{Na}_{11}$		2.6y	3	+1.746	1				F
$^{22}_{11}\text{Na}_{11}$	583	243ns	[1]	+0.55					J
$^{23}_{11}\text{Na}_{12}$			3/2	+2.21740 <sup>f</sup> (+2.21755)	139	+0.10*			E F G H
$^{24}_{11}\text{Na}_{13}$		15h	4	+1.690	1				F
$^{24}_{12}\text{Mg}_{12}$			0*						G
$^{24}_{12}\text{Mg}_{12}$	1368	1ps	[2]			-0.27			K
$^{25}_{12}\text{Mg}_{13}$			5/2	-0.8554	6	+0.22			B E F G
$^{26}_{12}\text{Mg}_{14}$			0*						G
$^{27}_{13}\text{Al}_{14}$			5/2	+3.6413	29	+0.15* <sup>b</sup>	$[\pm 0.3]$		E F G H K
$^{28}_{14}\text{Si}_{14}$			0*						C E
$^{28}_{14}\text{Si}_{14}$	1779	0.5ps	[2]				+0.17		K
$^{29}_{14}\text{Si}_{15}$			1/2	-0.55526	49				C E
$^{30}_{14}\text{Si}_{16}$			0*						C
$^{29}_{15}\text{P}_{14}$		4.2s	[1/2]	$\pm 1.235$	1				E J
$^{30}_{15}\text{P}_{15}$		2.6m	1						F
$^{31}_{15}\text{P}_{16}$			1/2	+1.1317	11				B C E F G
$^{32}_{15}\text{P}_{17}$		14d	1	-0.2523	2				B
$^{32}_{16}\text{S}_{16}$			0						G
$^{32}_{16}\text{S}_{16}$	2237	0.25ps	[2]			-0.2			K
$^{33}_{16}\text{S}_{17}$			3/2	+0.6435	7	-0.055 <sup>s</sup>			C D E
$^{34}_{16}\text{S}_{18}$			0*						C
$^{35}_{16}\text{S}_{19}$		87d	3/2	+1.00 or -1.07		+0.038 <sup>r</sup>			C D
$^{36}_{16}\text{S}_{20}$			0*						C
$^{35}_{17}\text{Cl}_{18}$			3/2	+0.82181	94	-0.10* <sup>s</sup>	-0.016* <sup>s</sup>		C D E F
$^{36}_{17}\text{Cl}_{19}$		0.3My	2	+1.2853	14	-0.021* <sup>r</sup>			C E
$^{37}_{17}\text{Cl}_{20}$			3/2	+0.68407	78	-0.079* <sup>r</sup>	-0.013* <sup>r</sup>		C D E F
$^{35}_{18}\text{Ar}_{17}$		1.8s	[3/2]	+0.632 <sup>e</sup>					F
$^{36}_{18}\text{Ar}_{18}$			0*						G
$^{36}_{18}\text{Ar}_{18}$	1980	?	[2]			+0.11			K
$^{37}_{18}\text{Ar}_{19}$		34d	3/2	+0.95					G
$^{37}_{18}\text{Ar}_{19}$	1610	4.5ns	[7/2]	-1.33					J
$^{38}_{18}\text{Ar}_{20}$			0*						G
$^{39}_{18}\text{Ar}_{21}$		265y	7/2	-1.3					G
$^{40}_{18}\text{Ar}_{22}$			0*						G
$^{40}_{18}\text{Ar}_{22}$	1460	0.8ps	[2]			$\sim 0$			K
$^{36}_{19}\text{K}_{17}$		245ms	2	$\pm 0.548$	1				H J
$^{37}_{19}\text{K}_{18}$		1.2s	3/2	+0.2032	3				H
$^{37}_{19}\text{K}_{18}$	1380	10.5ns	[7/2]	+5.2					J
$^{38}_{19}\text{K}_{19}$		7.7m	3	+1.374	2				F
$^{39}_{19}\text{K}_{20}$			3/2	+0.39143 <sup>f</sup> (+0.39147)	52	+0.049* <sup>s</sup>			E F G H
$^{40}_{19}\text{K}_{21}$		1.3Gy	4	-1.2981	17	-0.061* <sup>r</sup>			D F H
$^{41}_{19}\text{K}_{22}$			3/2	(+0.21487) <sup>f</sup>	28	+0.060* <sup>r</sup>			E F H
$^{41}_{19}\text{K}_{22}$	1290	7.3ns	[7/2]	+4.41					J

Summary of Nuclear Moment Values and Index - Continued

Nucleus	Level (keV)	$T_{1/2}$	$I$ ( $h/2\pi$ )	$\mu$ (nm)	Diam. Corr.	$Q$ (b)	$\Omega$ (nmb)	$Q_4$ ( $b^2$ )	Index
$^{42}_{19}\text{K}_{23}$		12h	2	-1.1424	15				F
$^{43}_{19}\text{K}_{24}$		22h	3/2	$\pm 0.163$					F
$^{45}_{19}\text{K}_{26}$		20m	3/2	$\pm 0.1734$	2				F
$^{40}_{20}\text{Ca}_{20}$			0*						G
$^{40}_{20}\text{Ca}_{20}$	3740	41ps	[3]	+0.4 <sup>P</sup>					J
$^{40}_{20}\text{Ca}_{20}$	4490	272ps	[5]	+1.6 <sup>P</sup>					J
$^{41}_{20}\text{Ca}_{21}$		110ky	7/2	-1.5946	23				E
$^{42}_{20}\text{Ca}_{22}$	3190	5.5ns	[6]	-2.8					J
$^{43}_{20}\text{Ca}_{23}$			7/2	-1.3172	19	$< \pm 0.2$			E F G H
$^{41}_{21}\text{Sc}_{20}$		0.59s	[7/2]	$\pm 5.43^P$	1				E
$^{43}_{21}\text{Sc}_{22}$		3.9h	7/2	+4.62	1	-0.26 <sup>r</sup>			F
$^{43}_{21}\text{Sc}_{22}$	3123	450ns	[19/2]	+3.14					J
$^{44}_{21}\text{Sc}_{23}$		3.9h	2	+2.56		+0.11 <sup>r</sup>			F
$^{44}_{21}\text{Sc}_{23}$	69	153ns	[1]	+0.34		$\pm 0.18^*$			J
$^{44}_{21}\text{Sc}_{23}$	270	2.4d	6	+3.88	1	-0.20 <sup>r</sup>			F
$^{45}_{21}\text{Sc}_{24}$			7/2	+4.7559	72	-0.22 <sup>S</sup>			E F G
$^{46}_{21}\text{Sc}_{25}$		84d	4	+3.03		+0.12 <sup>r</sup>			F
$^{47}_{21}\text{Sc}_{26}$		3.4d	7/2	+5.34	1	-0.22 <sup>r</sup>			F
$^{47}_{21}\text{Sc}_{26}$	767	274ns	[3/2]	$\pm 0.35$					J
$^{48}_{21}\text{Sc}_{27}$		1.8d	6						F
$^{45}_{22}\text{Ti}_{23}$		3.1h	7/2	$\pm 0.095$		$\sim \pm 0.02^r$			F
$^{46}_{22}\text{Ti}_{24}$	889	7ps	[2]			$\mu/Q$ positive -0.2			K
$^{47}_{22}\text{Ti}_{25}$			5/2	-0.78846	127	+0.29 <sup>S</sup>			B E F
$^{48}_{22}\text{Ti}_{26}$	983	3.6ps	[2]			-0.20			K
$^{49}_{22}\text{Ti}_{27}$			7/2	-1.10414	177	+0.24 <sup>r</sup>			B E F
$^{50}_{22}\text{Ti}_{28}$	1550	1ps	[2]			$\sim 0$			K
$^{47}_{23}\text{V}_{24}$		31m	3/2						F
$^{48}_{23}\text{V}_{25}$		16d	4	$\pm 1.6$					F
$^{48}_{23}\text{V}_{25}$	306	7.09ns	[2]	+0.38					J
$^{49}_{23}\text{V}_{26}$		330d	7/2	$\pm 4.5^P$					B
$^{50}_{23}\text{V}_{27}$		>40Jy	6	+3.3470	57	$\pm 0.06$			B E
$^{51}_{23}\text{V}_{28}$			7/2	+5.1485	88	-0.05 <sup>b</sup>			B E F C
$^{51}_{23}\text{V}_{28}$	320	173ps	[5/2]	+4.0					J
$^{49}_{24}\text{Cr}_{25}$		42m	5/2	$\pm 0.476$	1				F
$^{50}_{24}\text{Cr}_{26}$	783	8.4ps	[2]			-0.3			K
$^{51}_{24}\text{Cr}_{27}$		28d	7/2	$\pm 0.934$	2				F
$^{51}_{24}\text{Cr}_{27}$	749	7.5ns	[3/2]	$\pm 1.1$					J
$^{52}_{24}\text{Cr}_{28}$	1434	0.90ps	[2]			[-0.08]			K
$^{53}_{24}\text{Cr}_{29}$			3/2	-0.4735 <sup>E</sup> (-0.4744)	9	+0.03			B E F H
$^{54}_{24}\text{Cr}_{30}$	834	8.9ps	[2]			-0.1			K
$^{51}_{25}\text{Mn}_{26}$		45m	5/2	$\pm 3.56^E$					F
$^{52}_{25}\text{Mn}_{27}$		5.7d	6	+3.059 <sup>E</sup>	6	+0.6 <sup>r</sup>			B E F
$^{52}_{25}\text{Mn}_{27}$	383	21m	2	$\pm 0.0076$					F
$^{53}_{25}\text{Mn}_{28}$		2My	7/2	$\pm 5.02^E$	1				B
$^{54}_{25}\text{Mn}_{29}$		312d	3	+3.278 <sup>E</sup>	6	+0.4 <sup>r</sup>			B E
$^{55}_{25}\text{Mn}_{30}$			5/2	+3.449 <sup>E</sup> (+3.4680)	7	+0.4 <sup>S</sup>			B C E F G H
$^{56}_{25}\text{Mn}_{31}$		2.6h	3	+3.223 <sup>E</sup>	66				F

## Summary of Nuclear Moment Values and Index – Continued

Nucleus	Level (keV)	$T_{1/2}$	$I$ ( $h/2\pi$ )	$\mu$ (nm)	Diam. Corr.	$Q$ (b)	$\Omega$ (nmb)	$Q_s$ ( $b^2$ )	Index
$^{54}_{26}\text{Fe}_{28}$	1408	1.0ps	[2]	+2.9					J
$^{54}_{26}\text{Fe}_{28}$	2950	1.22ns	[6]	$\pm 8.2$					J
$^{56}_{26}\text{Fe}_{30}$	847	6.9ps	[2]	+1.2		-0.26			J K
$^{57}_{26}\text{Fe}_{31}$			1/2	+0.09042 <sup>E</sup> (+0.09060)	18				B E F K
$^{57}_{26}\text{Fe}_{31}$	14.4	$\sim 10$ ns	[3/2]	-0.1550	3	+0.19*			I
$^{57}_{26}\text{Fe}_{31}$	136	8.8ns	[5/2]	+0.92					I J
$^{57}_{26}\text{Fe}_{31}$	367	7ps	[3/2]	<0.5					I J
$^{57}_{26}\text{Fe}_{31}$	707	3ps	[5/2]	< $\pm 1$					J
$^{58}_{26}\text{Fe}_{32}$	811	6.4ps	[2]	+1.1					J
$^{59}_{26}\text{Fe}_{33}$		45d	3/2	$\pm 1.1$					F J
$^{55}_{27}\text{Co}_{28}$		18h	[7/2]	$\pm 4.5$					J
$^{56}_{27}\text{Co}_{29}$		77d	4	$\pm 3.83$	1				B
$^{57}_{27}\text{Co}_{30}$		270d	7/2	+4.72	1	+0.5 <sup>r</sup>			B E J
$^{57}_{27}\text{Co}_{30}$	1378	19.4ps	[3/2]	+3					J
$^{58}_{27}\text{Co}_{31}$		71.3d	2	+4.04	1	+0.2 <sup>r</sup>			B E J
$^{58}_{27}\text{Co}_{31}$	54	10.2 $\mu$ s	[4]	+4.18					J
$^{59}_{27}\text{Co}_{32}$			7/2	+4.616	10	+0.38 <sup>S</sup>			B E F G
$^{59}_{27}\text{Co}_{32}$	1292	564ps	[3/2]	+1.8					J
$^{60}_{27}\text{Co}_{33}$		5.26y	5	+3.79	1	+0.4 <sup>r</sup>			B E J
$^{60}_{27}\text{Co}_{33}$	58	10.5m	2	+4.4		+0.3 <sup>r</sup>			F
$^{58}_{28}\text{Ni}_{30}$	1450	0.67ps	[2]			-0.14			K
$^{60}_{28}\text{Ni}_{32}$	1330	0.80ps	[2]			[-0.10]			K
$^{61}_{28}\text{Ni}_{33}$			3/2	-0.7498	17	+0.16*			B E F G
$^{61}_{28}\text{Ni}_{33}$	68	5.2ns	[5/2]	+0.42					I
$^{62}_{28}\text{Ni}_{34}$	1170	1.57ps	[2]			+0.2			K
$^{63}_{28}\text{Ni}_{35}$	87.2	1.72 $\mu$ s	[5/2]	+0.752 <sup>E</sup>					J
$^{64}_{28}\text{Ni}_{36}$	1350	0.78ps	[2]			+0.3			K
$^{60}_{29}\text{Cu}_{31}$		24m	2	+1.219	3				F
$^{61}_{29}\text{Cu}_{32}$		3.3h	3/2	+2.13					F
$^{62}_{29}\text{Cu}_{33}$		9.9m	1	-0.380	1				F
$^{62}_{29}\text{Cu}_{33}$	41	4.80ns	[2]	$\pm 1.3$					J
$^{62}_{29}\text{Cu}_{33}$	390	11.5ns	[3]	$\pm 1.9$					J
$^{63}_{29}\text{Cu}_{34}$			3/2	+2.2228 <sup>t</sup> (+2.2262)	53	-0.211* <sup>r</sup>			B D E F G H
$^{64}_{29}\text{Cu}_{35}$		13h	1	-0.216					F
$^{64}_{29}\text{Cu}_{35}$	1590	20.4ns	[6]	+1.04					J
$^{65}_{29}\text{Cu}_{36}$			3/2	+2.3812 <sup>t</sup> (+2.3849)	57	-0.195* <sup>S</sup>			B D E F G H
$^{66}_{29}\text{Cu}_{37}$		5.2m	1	-0.281	1				F
$^{66}_{29}\text{Cu}_{37}$	1154	596ns	[6]	+1.04					J
$^{63}_{30}\text{Zn}_{33}$		38m	3/2	-0.2816	7	+0.29 <sup>r</sup>			H
$^{64}_{30}\text{Zn}_{34}$			0*						G
$^{64}_{30}\text{Zn}_{34}$	992	2.7ps	[2]			[-0.14]			K
$^{65}_{30}\text{Zn}_{35}$		245d	5/2	+0.7692	19	-0.024 <sup>r</sup>			H
$^{66}_{30}\text{Zn}_{36}$			0*						G
$^{67}_{30}\text{Zn}_{37}$			5/2	+0.87524 <sup>d</sup> (+0.8756)	218	+0.16 <sup>S</sup>			E F G H
$^{67}_{30}\text{Zn}_{37}$	185	1.01ns	[3/2]	+0.4					J
$^{67}_{30}\text{Zn}_{37}$	605	340ns	[9/2]	-1.09					J
$^{68}_{30}\text{Zn}_{38}$			0*						G
$^{70}_{30}\text{Zn}_{40}$	884	3ps	[2]			[-0.2]			K

Summary of Nuclear Moment Values and Index - Continued

Nucleus	Level (keV)	$T_{1/2}$	$I$ ( $h/2\pi$ )	$\mu$ (nm)	Diam. Corr.	$Q$ (b)	$\Omega$ (nmb)	$Q_4$ (b <sup>2</sup> )	Index
<sup>66</sup> Ga <sub>35</sub>		9.5h	0*						F
<sup>67</sup> Ga <sub>36</sub>		78h	3/2	+1.849 <sup>f</sup>	5	+0.22 <sup>f</sup>			F
<sup>68</sup> Ga <sub>37</sub>		68m	1	±0.0117		±0.031 <sup>f</sup>			F
<sup>69</sup> Ga <sub>38</sub>			3/2	+2.0145 <sup>f</sup> (+2.0161)	53	+0.19 <sup>s</sup>	+0.14		C D E F G
<sup>70</sup> Ga <sub>39</sub>		21m	1						F
<sup>71</sup> Ga <sub>40</sub>			3/2	+2.5597 <sup>f</sup> (+2.5617)	67	+0.12 <sup>f</sup>	+0.18		C D E F G
<sup>72</sup> Ga <sub>41</sub>		14h	3	-0.1321 <sup>f</sup>	3	+0.59 <sup>f</sup>			F
<sup>67</sup> Ge <sub>35</sub>	734	70ns	[9/2]	-0.94		$Q/Q_{398}^{69}=1.22$			J
<sup>69</sup> Ge <sub>37</sub>		38h	5/2	±0.73		±0.03 <sup>f</sup>			F
<sup>69</sup> Ge <sub>37</sub>	398	3μs	[9/2]	-1.001	3	$\mu/Q$ positive			J
<sup>70</sup> Ge <sub>38</sub>			0*						C
<sup>70</sup> Ge <sub>38</sub>	1040	1.3ps	[2]	+1.8		~0			J K
<sup>71</sup> Ge <sub>39</sub>		11d	1/2	+0.546	1				F
<sup>71</sup> Ge <sub>39</sub>	175	79ns	[5/2]	+1.02		$Q/Q_{398}^{69}=0.22$			J
<sup>71</sup> Ge <sub>39</sub>	198	20.2ms	[9/2]	-1.040	3	±0.3			J
<sup>72</sup> Ge <sub>40</sub>			0*						C
<sup>72</sup> Ge <sub>40</sub>	835	3.14ps	[2]	+1.2					J
<sup>73</sup> Ge <sub>41</sub>			9/2	-0.87918	240	-0.18			C E F
<sup>74</sup> Ge <sub>42</sub>			0*						C
<sup>74</sup> Ge <sub>42</sub>	596	12ps	[2]	+0.9		~0			J K
<sup>75</sup> Ge <sub>43</sub>		82m	1/2	+0.51					F
<sup>76</sup> Ge <sub>44</sub>			0*						C
<sup>76</sup> Ge <sub>44</sub>	563	17.6ps	[2]	+0.7		-0.2; ~0			J K
<sup>70</sup> As <sub>37</sub>		55m	4						F
<sup>72</sup> As <sub>39</sub>		26h	2	±2.2					F
<sup>72</sup> As <sub>39</sub>	215	80ns	[3]	+1.58					J
<sup>73</sup> As <sub>40</sub>	66.9	5.0ns	[5/2]	+1.6					J
<sup>73</sup> As <sub>40</sub>	427	5.8μs	[9/2]	+5.21	1				E
<sup>74</sup> As <sub>41</sub>	274	26.8ns	[3]	+2.43	1				J
<sup>75</sup> As <sub>42</sub>			3/2	+1.439	4	+0.29			B C D E F G
<sup>75</sup> As <sub>42</sub>	265	11.9ps	[3/2]	+1.0					J
<sup>75</sup> As <sub>42</sub>	280	0.28ns	[5/2]	+0.9					J
<sup>76</sup> As <sub>43</sub>		26h	2	-0.905	2	±7.8			B F
<sup>76</sup> As <sub>43</sub>	45	2.60μs	[1]	+0.559	1				J
<sup>77</sup> As <sub>44</sub>	473	116μs	[9/2]	±5.52	1				J
<sup>74</sup> Se <sub>40</sub>			0*						C
<sup>75</sup> Se <sub>41</sub>		120d	5/2			+1.0 <sup>f</sup>			C
<sup>76</sup> Se <sub>42</sub>			0*						C G
<sup>76</sup> Se <sub>42</sub>	559	11.1ps	[2]	+0.8					J
<sup>77</sup> Se <sub>43</sub>			1/2	+0.534	1				C E G
<sup>77</sup> Se <sub>43</sub>	249	9.4ns	[5/2]	+1.2					J
<sup>77</sup> Se <sub>43</sub>	440	24ps	[5/2]	+1.0					J
<sup>78</sup> Se <sub>44</sub>			0						C G
<sup>78</sup> Se <sub>44</sub>	614	8.6ps	[2]	+0.8					J
<sup>79</sup> Se <sub>45</sub>		60ky	7/2	-1.02		+0.8 <sup>s</sup>			C
<sup>80</sup> Se <sub>46</sub>			0						C G
<sup>80</sup> Se <sub>46</sub>	666	8.05ps	[2]	+0.8					J
<sup>82</sup> Se <sub>48</sub>			0*						C G
<sup>82</sup> Se <sub>48</sub>	655	11.3ps	[2]	+0.9					J

## Summary of Nuclear Moment Values and Index — Continued

Nucleus	Level (keV)	$T_{1/2}$	$I$ ( $h/2\pi$ )	$\mu$ (nm)	Diam. Corr.	$Q$ (b)	$\Omega$ (nmb)	$Q_4$ ( $b^2$ )	Index
$^{76}_{35}\text{Br}_{41}$		17h	1	$\pm 0.548$	2	$\pm 0.30^{*r}$ $\mu/Q$ negative			F
$^{77}_{35}\text{Br}_{42}$		58h	3/2						F
$^{78}_{35}\text{Br}_{43}$	181	100 $\mu$ s	[4]	+4.11	1				E J
$^{79}_{35}\text{Br}_{44}$			3/2	+2.1055	65	$+0.37^{*s}$	+0.09*		C D E F G
$^{80}_{35}\text{Br}_{45}$		18m	1	$\pm 0.514$	2	$\pm 0.22^{*r}$			F
$^{80}_{35}\text{Br}_{45}$	85	4.5h	5	+1.317	4	$+0.84^{*r}$			F
$^{81}_{35}\text{Br}_{46}$			3/2	+2.2696	70	$+0.31^{*r}$	+0.10* $^r$		C D E F G
$^{81}_{35}\text{Br}_{46}$	540	35 $\mu$ s	[9/2]	$\pm 5.77$	2				E J
$^{82}_{35}\text{Br}_{47}$		36h	5	+1.626	5	$\pm 0.84^{*r}$			F J
$^{79}_{36}\text{Kr}_{43}$	148	77.7ns	[5/2]	+1.12					J
$^{82}_{36}\text{Kr}_{46}$			0*						G
$^{83}_{36}\text{Kr}_{47}$			9/2	-0.9703	31	$+0.26^s$	-0.18		E F G
$^{83}_{36}\text{Kr}_{47}$	9.3	143ns	[7/2]	-1.8		$+0.44^r$			I J
$^{84}_{36}\text{Kr}_{48}$			0*						G
$^{85}_{36}\text{Kr}_{49}$		11y	9/2	$\pm 1.005$	3	$+0.43^r$			F G
$^{86}_{36}\text{Kr}_{50}$			0*						G
$^{81}_{37}\text{Rb}_{44}$	85	4.7h	3/2	+2.05					F
$^{81}_{37}\text{Rb}_{44}$		32m	9/2						F
$^{82}_{37}\text{Rb}_{45}$	30	6.3h	5	+1.643	6				F
$^{83}_{37}\text{Rb}_{46}$		83d	5/2	+1.42					F
$^{84}_{37}\text{Rb}_{47}$		33d	2	-1.32					F
$^{85}_{37}\text{Rb}_{48}$			5/2	+1.3524 $^{df}$ (+1.3527)	45	$+0.26^{*s}$			E F G H
$^{86}_{37}\text{Rb}_{49}$		19d	2	-1.691	6				F
$^{87}_{37}\text{Rb}_{50}$		47Gy	3/2	+2.7500 $^{df}$ (+2.7506)	92	$+0.13^{*r}$			E F G H
$^{88}_{37}\text{Rb}_{51}$		18m	2	$\pm 0.51$					F
$^{86}_{38}\text{Sr}_{48}$			0*						G
$^{86}_{38}\text{Sr}_{48}$	?	460ns	[8]	-1.9					J
$^{87}_{38}\text{Sr}_{49}$			9/2	-1.093	4	+0.3			B E F G H
$^{88}_{38}\text{Sr}_{50}$			0*						G
$^{89}_{39}\text{Y}_{47}$	243	28.5ns	[2]	-1.06					J
$^{89}_{39}\text{Y}_{50}$			1/2	-0.13733	49				E F G H
$^{90}_{39}\text{Y}_{51}$		64h	2	-1.63	1	-0.15			F
$^{91}_{39}\text{Y}_{52}$		58d	1/2	$\pm 0.164$	1				F
$^{90}_{40}\text{Zr}_{50}$	3590	130ns	[8]	$\pm 10.8$					J
$^{91}_{40}\text{Zr}_{51}$			5/2	-1.3028	48				E G
$^{91}_{40}\text{Zr}_{51}$	>2265	29.0ns	[15/2]	$\pm 5.3$					J
$^{91}_{41}\text{Nb}_{50}$	2378	10.0ns	[17/2]	$\pm 10.6$					J
$^{93}_{41}\text{Nb}_{52}$			9/2	+6.167	24	-0.22			B E G
$^{95}_{41}\text{Nb}_{54}$		35d	[9/2]	$\pm 6.3$					J
$^{92}_{42}\text{Mo}_{50}$			0*						G
$^{92}_{42}\text{Mo}_{50}$	2761	190ns	[8]	$\pm 11.2$					J
$^{94}_{42}\text{Mo}_{52}$			0*						G
$^{94}_{42}\text{Mo}_{52}$	2953	97.7ns	[8]	+10.5					J
$^{95}_{42}\text{Mo}_{53}$			5/2	-0.9135	36	$\pm 0.12$			B E G
$^{95}_{42}\text{Mo}_{53}$	204	760ps	[3/2]	-0.4					J
$^{96}_{42}\text{Mo}_{54}$			0*						G



Summary of Nuclear Moment Values and Index – Continued

Nucleus	Level (keV)	$T_{1/2}$	$I$ ( $h/2\pi$ )	$\mu$ (nm)	Diam. Corr.	$Q$ (b)	$\Omega$ (nmb)	$Q_4$ ( $b^2$ )	Index
<sup>97</sup> Mo <sub>55</sub>			5/2	-0.9327	37	±1.1			B E G
<sup>98</sup> Mo <sub>56</sub>			0*						G
<sup>98</sup> Mo <sub>56</sub>	787	3.5ps	[2]	+0.7					J
<sup>100</sup> Mo <sub>58</sub>			0*						G
<sup>100</sup> Mo <sub>58</sub>	536	10ps	[2]	+0.7					J
<sup>96</sup> Tc <sub>53</sub>		4.3d	6	±4.6					E J
<sup>99</sup> Tc <sub>56</sub>		210ky	9/2	+5.681	23	+0.3			B E G
<sup>99</sup> Tc <sub>56</sub>	141	192ps	[7/2]	+5					J
<sup>99</sup> Tc <sub>56</sub>	181	3.59ns	[5/2]	+3.3					J
<sup>98</sup> Ru <sub>54</sub>	654	5.9ps	[2]	+0.8					J
<sup>99</sup> Ru <sub>55</sub>			5/2	-0.62		$ Q/Q_{90}  \leq 0.3$			B G I J
<sup>99</sup> Ru <sub>55</sub>	90	20.7ns	3/2	-0.28		$\geq \pm 0.1$			I J
<sup>100</sup> Ru <sub>56</sub>	540	11.9ps	[2]	+1.0					J
<sup>101</sup> Ru <sub>57</sub>			5/2	-0.68					B G
<sup>101</sup> Ru <sub>57</sub>	127	550ps	[3/2]	-0.31					J
<sup>102</sup> Ru <sub>58</sub>	475	17.6ps	[2]	+0.74					J
<sup>104</sup> Ru <sub>60</sub>	358	58ps	[2]	+0.8					J
<sup>100</sup> Rh <sub>55</sub>	74.8	215ns	[2]	+4.32	2				J
<sup>103</sup> Rh <sub>58</sub>			1/2	-0.0883	4				E G
<sup>103</sup> Rh <sub>58</sub>	93	1.13ns	[9/2]	±6.2					J
<sup>103</sup> Rh <sub>58</sub>	298	6.3ps	[3/2]	+1 <sup>b</sup>					J
<sup>103</sup> Rh <sub>58</sub>	360	59ps	[5/2]	+1.2 <sup>b</sup>					J
<sup>104</sup> Pd <sub>58</sub>	556	9.7ps	[2]	+0.7		-0.3; ~0			J K
<sup>105</sup> Pd <sub>59</sub>			5/2	-0.642	3	+0.8			E F G
<sup>106</sup> Pd <sub>60</sub>	512	12.7ps	[2]	+0.73		-0.5; -0.3			J K
<sup>106</sup> Pd <sub>60</sub>	1128	2.5ps	[2]	+0.7					J
<sup>108</sup> Pd <sub>62</sub>	434	23.8ps	[2]	+0.77		-0.6; -0.4			J K
<sup>110</sup> Pd <sub>64</sub>	374	45.8ps	[2]	+0.70		-0.3			J K
<sup>101</sup> Ag <sub>54</sub>		9m	9/2						F
<sup>102</sup> Ag <sub>55</sub>		13m	5						F
<sup>102</sup> Ag <sub>55</sub>	?	7m	2	+4.2					F
<sup>103</sup> Ag <sub>56</sub>		66m	7/2	+4.45 <sup>e</sup>					F
<sup>104</sup> Ag <sub>57</sub>		1.2h	5	+4.0					F
<sup>104</sup> Ag <sub>57</sub>	~20	27m	2	+3.7					F
<sup>105</sup> Ag <sub>58</sub>		40d	1/2	±0.101					F
<sup>106</sup> Ag <sub>59</sub>		24m	1	+2.9					F
<sup>106</sup> Ag <sub>59</sub>	~300	8.3d	6						F
<sup>107</sup> Ag <sub>60</sub>			1/2	-0.1135	5				E F G
<sup>107</sup> Ag <sub>60</sub>	325	5.9ps	[3/2]	+0.7					J
<sup>107</sup> Ag <sub>60</sub>	423	34ps	[5/2]	+0.9					J
<sup>108</sup> Ag <sub>61</sub>		2.4m	1	+2.80	1				F
<sup>109</sup> Ag <sub>62</sub>			1/2	-0.1305	6				E F G
<sup>109</sup> Ag <sub>62</sub>	88	40s	7/2	±4.3					F
<sup>109</sup> Ag <sub>62</sub>	309	5.2ps	[3/2]	+0.9					J
<sup>109</sup> Ag <sub>62</sub>	414	33ps	[5/2]	+0.9					J
<sup>110</sup> Ag <sub>63</sub>		24.4s	1	+2.72	1				E F
<sup>110</sup> Ag <sub>63</sub>	116	253d	6	+3.604	17				B F J
<sup>111</sup> Ag <sub>64</sub>		7.5d	1/2	-0.145	1				F
<sup>112</sup> Ag <sub>65</sub>		3.2h	2	±0.054					F
<sup>113</sup> Ag <sub>66</sub>		5.3h	1/2	±0.159	1				F

## Summary of Nuclear Moment Values and Index - Continued

Nucleus	Level (keV)	$T_{1/2}$	$I$ ( $h/2\pi$ )	$\mu$ (nm)	Diam. Corr.	$Q$ (b)	$\Omega$ (nmb)	$Q_4$ ( $b^2$ )	Index
$^{105}_{48}\text{Cd}_{57}$		55m	5/2	-0.738	4	+0.43 <sup>r</sup>			H
$^{106}_{48}\text{Cd}_{58}$	633	6ps	[2]			-0.8			K
$^{107}_{48}\text{Cd}_{59}$		6.7h	5/2	-0.61443 <sup>d</sup>	294	+0.68 <sup>r</sup>			H
$^{108}_{48}\text{Cd}_{60}$	633	5ps	[2]			-0.8			K
$^{109}_{48}\text{Cd}_{61}$		470d	5/2	-0.82701 <sup>d</sup>	395	+0.69 <sup>s</sup>			H
$^{109}_{48}\text{Cd}_{61}$	469	8.9 $\mu$ s	[11/2]	-1.10	1				J
$^{110}_{48}\text{Cd}_{62}$			0*						G
$^{110}_{48}\text{Cd}_{62}$	656	5.0ps	[2]	+0.7		-0.5;-0.3 <sup>b</sup>			J K
$^{111}_{48}\text{Cd}_{63}$			1/2	-0.59428 <sup>d</sup>	284				E F G H
				(-0.59500)					
$^{111}_{48}\text{Cd}_{63}$	247	84ns	[5/2]	-0.793	4	+1			J
$^{111}_{48}\text{Cd}_{63}$	397	49m	11/2	-1.1040	53	-0.85 <sup>r</sup>			H
$^{112}_{48}\text{Cd}_{64}$			0*						G
$^{112}_{48}\text{Cd}_{64}$	617	6.2ps	[2]	+0.7		-0.2			J K
$^{113}_{48}\text{Cd}_{65}$		>3Jy	1/2	-0.62167 <sup>d</sup>	297				E F G H
				(-0.62245)					
$^{113}_{48}\text{Cd}_{65}$	265	14y	11/2	-1.0871 <sup>d</sup>	52	-0.71 <sup>r</sup>			H
$^{114}_{48}\text{Cd}_{66}$			0*						G
$^{114}_{48}\text{Cd}_{66}$	558	9.0ps	[2]	+0.8		-0.32			J K
$^{115}_{48}\text{Cd}_{67}$		2.3d	1/2	-0.6478 <sup>d</sup>	31				H
$^{115}_{48}\text{Cd}_{67}$	180	43d	11/2	-1.0400 <sup>d</sup>	50	-0.55 <sup>r</sup>			H
$^{116}_{48}\text{Cd}_{68}$			0*						G
$^{116}_{48}\text{Cd}_{68}$	513	13.7ps	[2]	+0.8		-0.9 <sup>b</sup>			J K
$^{109}_{49}\text{In}_{60}$		4.3h	9/2	+5.53	3	+0.85 <sup>r</sup>			F
$^{110}_{49}\text{In}_{61}$		66m	2	+4.36	2	+0.36 <sup>r</sup>			F
$^{110}_{49}\text{In}_{61}$	?	4.9h	7	+10.4 or -10.7		-0.21 <sup>r</sup> or +0.22 <sup>r</sup>			F
$^{111}_{49}\text{In}_{62}$		2.8d	9/2	+5.53	3	+0.84 <sup>r</sup>			F
$^{112}_{49}\text{In}_{63}$		14m	1	+2.81	1	+0.089 <sup>r</sup>			F
$^{112}_{49}\text{In}_{63}$	155	21m	4						F
$^{113}_{49}\text{In}_{64}$			9/2	+5.5229	271	+0.82 <sup>r</sup>	+0.57		E F G H
$^{113}_{49}\text{In}_{64}$	393	1.7h	1/2	-0.210	1				F
$^{114}_{49}\text{In}_{65}$		72s	[1]	$\leq \pm 1.7$					J
$^{114}_{49}\text{In}_{65}$	190	50d	5	+4.7					F
$^{115}_{49}\text{In}_{66}$		600Ty	9/2	+5.5348	272	+0.83 <sup>s</sup>	+0.56		C E F G H
$^{115}_{49}\text{In}_{66}$	335	4.5h	1/2	-0.244	1				F
$^{116}_{49}\text{In}_{67}$		14s	[1]	$\pm 2.786$	14	$\pm 0.1$			E
$^{116}_{49}\text{In}_{67}$	70	54m	5	+4.3					F
$^{117}_{49}\text{In}_{68}$		45m	9/2						F
$^{117}_{49}\text{In}_{68}$	310	1.9h	1/2	-0.2515	12				F
$^{117}_{49}\text{In}_{68}$	660	60ns	[3/2]	+1.0		$\pm 0.64$			J
$^{112}_{50}\text{Sn}_{62}$	1257	0.3ps	[2]			$\sim 0$			K
$^{113}_{50}\text{Sn}_{63}$		118d	1/2	$\pm 0.88$					F
$^{114}_{50}\text{Sn}_{64}$	$\sim 3100$	700ns	[9,7?]	$g = -0.081$					J
$^{115}_{50}\text{Sn}_{65}$			1/2	-0.9178	46				E F G
$^{115}_{50}\text{Sn}_{65}$	619	3.3 $\mu$ s	[7/2]	$< \pm 1.0$					J
$^{115}_{50}\text{Sn}_{65}$	726	159 $\mu$ s	[11/2]	-1.368	7	$\pm 0.8$			E
$^{116}_{50}\text{Sn}_{66}$			0*						G
$^{116}_{50}\text{Sn}_{66}$	1290	0.4ps	[2]			[-0.1]			K
$^{116}_{50}\text{Sn}_{66}$	2369	350ns	[5]	-0.32					J
$^{117}_{50}\text{Sn}_{67}$			1/2	-0.9999	50				E F G
$^{118}_{50}\text{Sn}_{68}$			0*						G
$^{118}_{50}\text{Sn}_{68}$	1230	0.5ps	[2]			-0.2			K
$^{118}_{50}\text{Sn}_{68}$	2320	21.7ns	[5]	-0.32					J

Summary of Nuclear Moment Values and Index – Continued

Nucleus	Level (keV)	$T_{1/2}$	$I$ ( $h/2\pi$ )	$\mu$ (nm)	Diam. Corr.	$Q$ (b)	$\Omega$ (nmb)	$Q_4$ (b <sup>2</sup> )	Index		
<sup>119</sup> <sub>50</sub> Sn <sub>69</sub>	24	18.5ns	1/2	-1.0461	53				B E F G		
<sup>119</sup> <sub>50</sub> Sn <sub>69</sub>			[3/2]	+0.68		-0.07			I		
<sup>120</sup> <sub>50</sub> Sn <sub>70</sub>			0*						G		
<sup>120</sup> <sub>50</sub> Sn <sub>70</sub>	1170	0.5ps	[2]			~0		K			
<sup>120</sup> <sub>50</sub> Sn <sub>70</sub>	2300	5.5ns	[5]	-0.30		±0.02			J		
<sup>121</sup> <sub>50</sub> Sn <sub>71</sub>			3/2	±0.699	4	±0.08			F		
<sup>122</sup> <sub>50</sub> Sn <sub>72</sub>	1140	0.6ps	[2]			$\mu/Q$ negative					
<sup>123</sup> <sub>50</sub> Sn <sub>73</sub>	~24	40m	3/2			~0.3		K			
<sup>124</sup> <sub>50</sub> Sn <sub>74</sub>	1130	0.8ps	[2]			-0.1		K			
<sup>115</sup> <sub>51</sub> Sb <sub>64</sub>	3130	31m	5/2	+3.46	2	-0.28 <sup>r</sup>			F		
<sup>116</sup> <sub>51</sub> Sb <sub>65</sub>		15m	3						F		
<sup>117</sup> <sub>51</sub> Sb <sub>66</sub>		2.8h	5/2	+2.67	1	-0.42 <sup>r</sup>			F		
<sup>117</sup> <sub>51</sub> Sb <sub>66</sub>		340μs	[21/2?]	+1.22					J		
<sup>118</sup> <sub>51</sub> Sb <sub>67</sub>		~200	3.5m	1	±2.46	1			F		
<sup>119</sup> <sub>51</sub> Sb <sub>68</sub>		38h	5/2	+3.45	2	-0.29 <sup>r</sup>			F		
<sup>120</sup> <sub>51</sub> Sb <sub>69</sub>		16m	1	±2.3					F		
<sup>121</sup> <sub>51</sub> Sb <sub>70</sub>		37	3.5ns	5/2	+3.3592	174	-0.28 <sup>abs</sup>			B C D E F G I	
<sup>121</sup> <sub>51</sub> Sb <sub>70</sub>				[7/2]	+2.51	1	-0.4 <sup>r</sup>			I	
<sup>122</sup> <sub>51</sub> Sb <sub>71</sub>		61	2.73d	2	-1.90	1	+0.66 <sup>r</sup>			B F J	
<sup>122</sup> <sub>51</sub> Sb <sub>71</sub>	[3]			+2.98	2				J		
<sup>123</sup> <sub>51</sub> Sb <sub>72</sub>	60d	7.6ps	7/2	+2.5466	132	-0.36 <sup>r</sup>			B C D E F G		
<sup>124</sup> <sub>51</sub> Sb <sub>73</sub>			3	±1.3					F	J	
<sup>125</sup> <sub>51</sub> Sb <sub>74</sub>			2.77y	7/2	±2.61	1			E	J	
<sup>126</sup> <sub>51</sub> Sb <sub>75</sub>			12.5d	[8]	±1.3					J	
<sup>127</sup> <sub>51</sub> Sb <sub>76</sub>			3.9d	[7/2]	±2.6					J	
<sup>128</sup> <sub>51</sub> Sb <sub>77</sub>			8.6h	[8]	±1.3					J	
<sup>116</sup> <sub>52</sub> Te <sub>64</sub>			~300	2.5h	0*						F
<sup>117</sup> <sub>52</sub> Te <sub>65</sub>				61m	1/2						F
<sup>119</sup> <sub>52</sub> Te <sub>67</sub>				16h	1/2	±0.25					F
<sup>119</sup> <sub>52</sub> Te <sub>67</sub>				4.5d	11/2						F
<sup>120</sup> <sub>52</sub> Te <sub>68</sub>	560	9.3ps		[2]	+0.6					J	
<sup>122</sup> <sub>52</sub> Te <sub>70</sub>	564	7.6ps		[2]	+0.66					J	
<sup>123</sup> <sub>52</sub> Te <sub>71</sub>	>50Ty	1/2		-0.7359	39				E G		
<sup>123</sup> <sub>52</sub> Te <sub>71</sub>	159	190ps		[3/2]	±0.7					J	
<sup>123</sup> <sub>52</sub> Te <sub>71</sub>	248	117d		[11/2]	-1.00					J	
<sup>123</sup> <sub>52</sub> Te <sub>71</sub>	440	?		?	$g=+0.2$					J	
<sup>123</sup> <sub>52</sub> Te <sub>71</sub>	506	?	?	$g=+0.03$					J		
<sup>124</sup> <sub>52</sub> Te <sub>72</sub>	603	6.6ps	[2]	+0.5 <sup>b</sup>			-0.5; -0.3			J K	
<sup>125</sup> <sub>52</sub> Te <sub>73</sub>			1/2	-0.8872	47				E G		
<sup>125</sup> <sub>52</sub> Te <sub>73</sub>			35.5	1.6ns	3/2	+0.60		-0.2			I
<sup>125</sup> <sub>52</sub> Te <sub>73</sub>			145	58d	[11/2]	±0.9					J
<sup>125</sup> <sub>52</sub> Te <sub>73</sub>			321	695ps	[9/2]	-0.91					J
<sup>125</sup> <sub>52</sub> Te <sub>73</sub>			443	21ps	[3/2]	+0.5					J
<sup>125</sup> <sub>52</sub> Te <sub>73</sub>			463	13ps	[5/2]	+0.6					J
<sup>125</sup> <sub>52</sub> Te <sub>73</sub>			525	?	[7/2?]	negative					J
<sup>126</sup> <sub>52</sub> Te <sub>74</sub>			667	4.4ps	0*						G
<sup>126</sup> <sub>52</sub> Te <sub>74</sub>					[2]	+0.6			-0.3; -0.1 <sup>b</sup>		
<sup>127</sup> <sub>52</sub> Te <sub>75</sub>	89	109d	[3/2]	±0.61					J		
<sup>127</sup> <sub>52</sub> Te <sub>75</sub>			[11/2]	-0.91						J	
<sup>128</sup> <sub>52</sub> Te <sub>76</sub>	743	3.2ps	0*						G		
<sup>128</sup> <sub>52</sub> Te <sub>76</sub>			[2]	+0.5			-0.1; +0.1 <sup>b</sup>			J K	
<sup>129</sup> <sub>52</sub> Te <sub>77</sub>			69m	[3/2]	±0.67					J	
<sup>129</sup> <sub>52</sub> Te <sub>77</sub>	106	34d	[11/2]	-1.15					J		

## Summary of Nuclear Moment Values and Index - Continued

Nucleus	Level (keV)	$T_{1/2}$	$I$ ( $h/2\pi$ )	$\mu$ (nm)	Diam. Corr.	$Q$ (b)	$\Omega$ (nmb)	$Q_4$ ( $b^2$ )	Index				
$^{130}_{52}\text{Te}_{78}$	840	2.0ps	0*	+0.6		-0.2; -0.1			G				
$^{130}_{52}\text{Te}_{78}$			[2]							J K			
$^{123}_{53}\text{I}_{70}$	188	13h	5/2	+3	153	-0.89 <sup>r</sup>	+0.18		F				
$^{124}_{53}\text{I}_{71}$		4.0d	2						F				
$^{125}_{53}\text{I}_{72}$		60d	5/2										
$^{125}_{53}\text{I}_{72}$		35ns	[3/2]						$\pm 3$	C			
$^{126}_{53}\text{I}_{73}$		13d	2										
$^{127}_{53}\text{I}_{74}$			5/2						+2.8091				
$^{127}_{53}\text{I}_{74}$		58	1.92ns						[7/2]	$\pm 2.2^b$	-0.79 <sup>cs</sup>		C D E F G
$^{127}_{53}\text{I}_{74}$		203	330ps						[3/2]	$\geq \pm 1.1$	-0.71 <sup>r</sup>		I J
$^{128}_{53}\text{I}_{75}$			25m						1				F
$^{129}_{53}\text{I}_{76}$			16My						7/2	+2.6174	143	-0.55 <sup>r</sup>	
$^{129}_{53}\text{I}_{76}$	27	15ns	[5/2]	+2.8		-0.68 <sup>r</sup>		I					
$^{130}_{53}\text{I}_{77}$		12h	5				F						
$^{131}_{53}\text{I}_{78}$	150	8.1d	7/2	+2.738	15	-0.40 <sup>r</sup>		C F					
$^{131}_{53}\text{I}_{78}$		0.95ns	[5/2]	+2.8				J					
$^{131}_{53}\text{I}_{78}$		1797	5.9ns	[9/2]	-0.7			J					
			or 11/2]	-0.9									
$^{132}_{53}\text{I}_{79}$	49.7	2.3h	4	$\pm 3.08$	2	$\pm 0.08^r$		F					
$^{132}_{53}\text{I}_{79}$		0.95ns	[3]	+2.2		$\mu/Q$ negative		J					
$^{133}_{53}\text{I}_{80}$		21h	7/2	+2.84	2	-0.26 <sup>r</sup>		F					
$^{135}_{53}\text{I}_{82}$		6.7h	7/2					F					
$^{129}_{54}\text{Xe}_{75}$	40		1/2	-0.7768	43			E F G H					
$^{129}_{54}\text{Xe}_{75}$		700ps	[3/2]			$\pm 0.41^r$		I					
$^{131}_{54}\text{Xe}_{77}$			3/2	+0.6908	39	-0.12 <sup>s</sup>	+0.048	E F G					
$^{132}_{54}\text{Xe}_{78}$			0*					G					
$^{132}_{54}\text{Xe}_{78}$		668	7ps	[2]	+0.9				J				
$^{134}_{54}\text{Xe}_{80}$				0*					G				
$^{136}_{54}\text{Xe}_{82}$			0*					G					
$^{125}_{55}\text{Cs}_{70}$	133	45m	1/2	+1.41	1			F					
$^{127}_{55}\text{Cs}_{72}$		6.2h	1/2	+1.45	1			F					
$^{129}_{55}\text{Cs}_{74}$		31h	1/2	+21.479	8			F					
$^{130}_{55}\text{Cs}_{75}$		30m	1	+1.37 or -1.45	1			F					
$^{131}_{55}\text{Cs}_{76}$		10d	5/2	+3.54	2	-0.57* <sup>r</sup>		F H					
$^{131}_{55}\text{Cs}_{76}$	9.3ns	[5/2]	+2.1					J					
$^{132}_{55}\text{Cs}_{77}$	6.2d	2	+2.22	1	+0.47* <sup>r</sup>		F H						
$^{133}_{55}\text{Cs}_{78}$		7/2	+2.5779 <sup>d</sup> (+2.5788)	148	-0.0030* <sup>r</sup>		<100	D E F G H					
$^{133}_{55}\text{Cs}_{78}$	81	6.31ns	[5/2]	+3.44	2			I J					
$^{133}_{55}\text{Cs}_{78}$	160	190ps	[5/2]	+1.5				J					
$^{134}_{55}\text{Cs}_{79}$	11.2	2.2y	4	+2.989	17	+0.36* <sup>s</sup>		F H					
$^{134}_{55}\text{Cs}_{79}$		47.0ns	[5]	+3.34	2				J				
$^{134}_{55}\text{Cs}_{79}$		3.1h	8	+1.096	6				F				
$^{135}_{55}\text{Cs}_{80}$		2My	7/2	+2.7280 <sup>d</sup> (+2.7289)	156	+0.044* <sup>r</sup>			F H				
$^{136}_{55}\text{Cs}_{81}$	13d	5	+3.70	2				F					
$^{137}_{55}\text{Cs}_{82}$	30y	7/2	+2.8372 <sup>d</sup> (+2.8382)	162	+0.045* <sup>r</sup>			F H					
$^{138}_{55}\text{Cs}_{83}$	32m	3	$\pm 0.5$					F					

Summary of Nuclear Moment Values and Index - Continued

Nucleus	Level (keV)	$T_{1/2}$	$I$ ( $h/2\pi$ )	$\mu$ (nm)	Diam. Corr.	$Q$ (b)	$\Omega$ (nmb)	$Q_4$ ( $b^2$ )	Index
$^{130}_{56}\text{Ba}_{74}$	356	63ps	[2]			+0.3 <sup>b</sup>			K
$^{134}_{56}\text{Ba}_{78}$			0*					G	
$^{134}_{56}\text{Ba}_{78}$	605	7ps	[2]	$\sim \pm 0.006?$		+0.1 <sup>b</sup>			J K
$^{135}_{56}\text{Ba}_{79}$			3/2	+0.8365 <sup>d</sup>	49	+0.18 <sup>s</sup>			D E F G H
				(+0.8372)					
$^{135}_{56}\text{Ba}_{79}^+$			3/2						H
$^{136}_{56}\text{Ba}_{80}$			0*					G	
$^{136}_{56}\text{Ba}_{80}$	818	1.5ps	[2]			+0.3 <sup>b</sup>			K
$^{137}_{56}\text{Ba}_{81}$			3/2	+0.9357 <sup>d</sup>	55	+0.28 <sup>r</sup>			E F G H
				(+0.9365)					
$^{137}_{56}\text{Ba}_{81}^+$			3/2						H
$^{137}_{56}\text{Ba}_{81}$	662	2.55m	[11/2]			$\approx -0.05$			J
$^{138}_{56}\text{Ba}_{82}$			0*					G	
$^{131}_{57}\text{La}_{74}$		59m	3/2						F
$^{132}_{57}\text{La}_{75}$		4.5h	2						F
$^{132}_{57}\text{La}_{75}$	?	25m	6						F
$^{133}_{57}\text{La}_{76}$		4.0h	5/2						F
$^{133}_{57}\text{La}_{76}$	535	49ns	[11/2]	$\pm 8$					J
$^{135}_{57}\text{La}_{78}$		19.4h	5/2						F
$^{136}_{57}\text{La}_{79}$		9.9m	1						F
$^{137}_{57}\text{La}_{80}$		60ky	7/2	+2.69	2	+0.26* <sup>r</sup>			G
$^{138}_{57}\text{La}_{81}$		112Gy	5	+3.704	22	+0.51* <sup>r</sup>			E G
$^{139}_{57}\text{La}_{82}$			7/2	+2.778	17	+0.22* <sup>s</sup>			E F G H
$^{140}_{57}\text{La}_{83}$		40h	3	+0.73		+0.1* <sup>r</sup>			F J
$^{130}_{58}\text{Ce}_{72}$		25m	0*						F
$^{132}_{58}\text{Ce}_{74}$		4.2h	0*						F
$^{133}_{58}\text{Ce}_{75}$		5.4h	9/2						F
$^{133}_{58}\text{Ce}_{75}$	?	97m	1/2						F
$^{134}_{58}\text{Ce}_{76}$		72h	0*						F
$^{135}_{58}\text{Ce}_{77}$		17h	1/2						F
$^{137}_{58}\text{Ce}_{79}$		9.0h	3/2	$\pm 0.7$					F J
$^{137}_{58}\text{Ce}_{79}$	255	34.4h	11/2	$\pm 0.69$					F J
$^{139}_{58}\text{Ce}_{81}$		140d	3/2	$\pm 0.9$					F J
$^{140}_{58}\text{Ce}_{82}$	2083	3.41ns	[4]	+4.3		$\pm 0.40^*$			J
$^{141}_{58}\text{Ce}_{83}$		33d	7/2						B J
$^{142}_{58}\text{Ce}_{84}$	650	6.2ps	[2]			-0.1			K
$^{143}_{58}\text{Ce}_{85}$		34h	3/2	$\sim \pm 1$					F J
$^{133}_{59}\text{Pr}_{74}$		7.5m	5/2						F
$^{134}_{59}\text{Pr}_{75}$		18.5m	2						F
$^{135}_{59}\text{Pr}_{76}$		24m	3/2						F
$^{136}_{59}\text{Pr}_{77}$		13.5m	2						F
$^{137}_{59}\text{Pr}_{78}$		1.28h	5/2						F
$^{138}_{59}\text{Pr}_{79}$	?	2.0h	7						F
$^{139}_{59}\text{Pr}_{80}$		4.5h	5/2						F
$^{140}_{59}\text{Pr}_{81}$		3.4m	1						F
$^{141}_{59}\text{Pr}_{82}$			5/2	+4.16	3	-0.058 <sup>s</sup>			B F G
$^{142}_{59}\text{Pr}_{83}$		19h	2	-0.24		-0.034 <sup>r</sup>			F J
$^{142}_{59}\text{Pr}_{83}$	?	?	5						F
$^{143}_{59}\text{Pr}_{84}$		14d	7/2						F
$^{143}_{59}\text{Pr}_{84}$	57	4.17ns	[5/2]	+2.8					J
$^{134}_{60}\text{Nd}_{74}$		8m	0*						F
$^{135}_{60}\text{Nd}_{75}$		15m	9/2						F
$^{136}_{60}\text{Nd}_{76}$		55m	0*						F

## Summary of Nuclear Moment Values and Index – Continued

Nucleus	Level (keV)	$T_{1/2}$	$I$ ( $h/2\pi$ )	$\mu$ (nm)	Diam. Corr.	$Q$ (b)	$\Omega$ (nmb)	$Q_4$ ( $b^2$ )	Index
$^{137}_{60}\text{Nd}_{77}$		37m	1/2						F
$^{138}_{60}\text{Nd}_{78}$		5.2h	0*						F
$^{139}_{60}\text{Nd}_{79}$		29.7m	3/2						F
$^{139}_{60}\text{Nd}_{79}$	232	5.5h	11/2						F
$^{140}_{60}\text{Nd}_{80}$		3.4d	0*						F
$^{141}_{60}\text{Nd}_{81}$		2.4h	3/2						F
$^{143}_{60}\text{Nd}_{83}$		7/2	7/2	-1.063	7	-0.48 <sup>hs</sup>			F G
$^{144}_{60}\text{Nd}_{84}$	695	4.2ps	[2]	+0.26		-0.2; -0.6			J K
$^{144}_{60}\text{Nd}_{84}$	1314	90ps	[4]	+0.2					J
$^{145}_{60}\text{Nd}_{85}$		7/2	7/2	-0.654	4	-0.25 <sup>hr</sup>			F G
$^{146}_{60}\text{Nd}_{86}$	454	21ps	[2]	+0.48		-0.7			J K
$^{147}_{60}\text{Nd}_{87}$		11d	5/2	$\pm 0.55$		$\pm 0.7^r$			F
						$\mu/Q$ negative			
$^{148}_{60}\text{Nd}_{88}$	300	116ps	[2]	+0.45		-1.3			J K
$^{149}_{60}\text{Nd}_{89}$		1.9h	5/2	$\pm 0.35$		$\pm 1.0^r$			F
$^{150}_{60}\text{Nd}_{90}$	132	1.52ns	[2]	+0.64		-1.7			J K
$^{150}_{60}\text{Nd}_{90}$	397	55.9ps	[4]	+1.3					J
$^{141}_{61}\text{Pm}_{80}$		20.9m	5/2						F
$^{143}_{61}\text{Pm}_{82}$		265d	[5/2, or 7/2]	$\pm 3.8,$ $\pm 3.9$					J
$^{144}_{61}\text{Pm}_{83}$		360d	[5, or 6]	$\pm 1.7,$ $\pm 1.8$					J
$^{147}_{61}\text{Pm}_{86}$		2.6y	7/2	+2.62	2	+0.7			F G
$^{147}_{61}\text{Pm}_{86}$	91	2.55ns	[5/2]	+3.4					J
$^{148}_{61}\text{Pm}_{87}$		5.4d	1	+2.0		+0.2			J
$^{148}_{61}\text{Pm}_{87}$	137	43d	[6]	$\pm 1.8$					J
$^{149}_{61}\text{Pm}_{88}$		53h	7/2	$\pm 3.3$					F
$^{149}_{61}\text{Pm}_{88}$	114	2.58ns	[5/2]	+2.1					J
$^{149}_{61}\text{Pm}_{88}$	188	3.24ns	[3/2]	+1.6					J
$^{149}_{61}\text{Pm}_{88}$	211	80ps	[5/2]	+2.2					J
$^{149}_{61}\text{Pm}_{88}$	270	2.59ns	[7/2]	+3					J
$^{151}_{61}\text{Pm}_{90}$		28h	5/2	$\pm 1.6$		$\pm 1.9$			F
						$\mu/Q$ positive			
$^{140}_{62}\text{Sm}_{78}$		15m	0*						F
$^{141}_{62}\text{Sm}_{79}$		11.3m	1/2						F
$^{141}_{62}\text{Sm}_{79}$	?	22.9m	11/2						F
$^{142}_{62}\text{Sm}_{80}$		1.2h	0*						F
$^{143}_{62}\text{Sm}_{81}$		8.8m	3/2						F
$^{145}_{62}\text{Sm}_{83}$		340d	[7/2]	$\pm 0.92$					J
$^{147}_{62}\text{Sm}_{85}$		0.1Ty	7/2	-0.813	6	-0.18 <sup>s</sup>			F G H
$^{147}_{62}\text{Sm}_{85}$	121	780ps	[5/2]	-0.3					J
$^{147}_{62}\text{Sm}_{85}$	198	1.31ns	[3/2]	-0.28					J
$^{148}_{62}\text{Sm}_{86}$	551	7.35ps	[2]	+0.3		-0.8			J K
$^{149}_{62}\text{Sm}_{87}$		7/2	7/2	-0.670	5	+0.052 <sup>r</sup>			F G
$^{149}_{62}\text{Sm}_{87}$	22	7.6ns	5/2	-0.61		+0.4			I
$^{150}_{62}\text{Sm}_{88}$	334	48ps	[2]	+0.60		-1.3			J K
$^{151}_{62}\text{Sm}_{89}$	105	480ps	[5/2]	+0.5					J
$^{151}_{62}\text{Sm}_{89}$	168	760ps	[3/2]	+0.6					J
$^{152}_{62}\text{Sm}_{90}$	122	1.42ns	[2]	+0.69		-1.8			I J K
$^{152}_{62}\text{Sm}_{90}$	366	57ps	[4]	+1.2					J
$^{153}_{62}\text{Sm}_{91}$		47h	3/2	-0.0217	1	+0.9			F
$^{154}_{62}\text{Sm}_{92}$	82	3.02n	[2]	+0.61					J
$^{154}_{62}\text{Sm}_{92}$	267	165ps	[4]	+1.3					J
$^{154}_{62}\text{Sm}_{92}$	549	23.5ps	[6]	+1.9					J
$^{155}_{62}\text{Sm}_{93}$		24m	3/2			$\pm 0.8^r$			F

Summary of Nuclear Moment Values and Index - Continued

Nucleus	Level (keV)	$T_{1/2}$	$I$ ( $h/2\pi$ )	$\mu$ (nm)	Diam. Corr.	$Q$ (b)	$\Omega$ (nmb)	$Q_4$ ( $b^2$ )	Index
$^{145}_{63}\text{Eu}$		5.9d	5/2						F
$^{146}_{63}\text{Eu}$		4.65d	4						F
$^{147}_{63}\text{Eu}$		22d	5/2						F
$^{147}_{63}\text{Eu}$	625	765ns	[11/2]	+6.0					J
$^{148}_{63}\text{Eu}$		54d	5						F
$^{149}_{63}\text{Eu}$		93d	5/2						F
$^{149}_{63}\text{Eu}$	497	2.43 $\mu$ s	[11/2]	+6.1					J
$^{150}_{63}\text{Eu}$		12.5h	0*						F
$^{151}_{63}\text{Eu}$			5/2	+3.4631 <sup>b</sup>	240	+1.1 <sup>s</sup>			B F G I
				[+3.466]					
$^{151}_{63}\text{Eu}$	21.7	9.4ns	7/2	+2.57	2	+1.8 <sup>r</sup>			I
$^{152}_{63}\text{Eu}$		13y	3	-1.937	13	+3.0 <sup>r</sup>			B F G
$^{152}_{63}\text{Eu}$	49	9.3h	0*						F
$^{153}_{63}\text{Eu}$			5/2	+1.530	11	+2.8 <sup>r</sup>			B E F G
$^{153}_{63}\text{Eu}$	97	200ps	[5/2]	+3.2					I
				or -0.5					
$^{153}_{63}\text{Eu}$	103	3.8ns	[3/2]	+1.5 <sup>b</sup>					I J
$^{154}_{63}\text{Eu}$		16y	3	$\pm 2.001$	14	+1.9 <sup>r</sup>			B G J
$^{155}_{63}\text{Eu}$	105	400ps	[5/2]	+2.5					J
$^{145}_{64}\text{Gd}$		22.9m	1/2						F
$^{147}_{64}\text{Gd}$		38.5h	7/2						F
$^{149}_{64}\text{Gd}$		9.4d	7/2						F
$^{151}_{64}\text{Gd}$		120d	7/2						F
$^{152}_{64}\text{Gd}$	344	29ps	[2]	+1.0					J
$^{153}_{64}\text{Gd}$		242d	3/2						F
$^{154}_{64}\text{Gd}$	123	1.18ns	[2]	+0.84	1				J
$^{154}_{64}\text{Gd}$	371	39ps	[4]						J
$^{155}_{64}\text{Gd}$			3/2	-0.2584	18	+1.6 <sup>s</sup>	-1.6		B E F G I
$^{155}_{64}\text{Gd}$	87	6.66ns	5/2	-0.93 <sup>i</sup>	1	$\sim \pm 0.2^r$			I J
$^{155}_{64}\text{Gd}$	105	1.1ns	3/2	+0.4 <sup>i</sup>		$\sim \pm 1^r$			I J
$^{156}_{64}\text{Gd}$	89	2.22ns	[2]	+0.72 <sup>i</sup>		$\pm 1.2^r$			I J
$^{156}_{64}\text{Gd}$	288	115ps	[4]	+1.4					J
$^{156}_{64}\text{Gd}$	1513	190ps	[4]	+3.1					J
$^{157}_{64}\text{Gd}$			3/2	-0.3388	24	+1.7 <sup>r</sup>			B F G
$^{157}_{64}\text{Gd}$	64	460ns	[5/2]			$\pm 3.0^r$			I
$^{158}_{64}\text{Gd}$	79.5	2.49ns	[2]	+0.73 <sup>i</sup>	1	$\pm 1.3^r$			I J
$^{159}_{64}\text{Gd}$		18h	3/2	$\pm 0.44$					F J
$^{160}_{64}\text{Gd}$	75	2.7ns	[2]	+0.63		$\pm 1.3^r$			I J
$^{151}_{65}\text{Tb}$		18h	1/2						F
$^{152}_{65}\text{Tb}$		18h	2						F
$^{153}_{65}\text{Tb}$		2.3d	5/2						F
$^{154}_{65}\text{Tb}$		21h	0*						F
$^{154}_{65}\text{Tb}$	?	8.5h	3						F
$^{155}_{65}\text{Tb}$		5.6d	3/2						F
$^{156}_{65}\text{Tb}$		5.4d	3	$\pm 1.4$		+1.4			J
$^{157}_{65}\text{Tb}$		>30y	[3/2]	$\pm 2.0$					B
$^{158}_{65}\text{Tb}$		150y	3	$\pm 1.75$	1	+2.7*			B
$^{159}_{65}\text{Tb}$			3/2	$\pm 2.008$	14	+1.3*			B F G J
$^{159}_{65}\text{Tb}$	58	130ps	[5/2]	$\pm 2$					I
$^{160}_{65}\text{Tb}$		72d	3	$\pm 1.70$	1	+2.3			B F J
$^{161}_{65}\text{Tb}$		6.9d	3/2						F
$^{151}_{66}\text{Dy}$		18m	7/2						F
$^{152}_{66}\text{Dy}$		2.4h	0*						F

## Summary of Nuclear Moment Values and Index - Continued

Nucleus	Level (keV)	$T_{1/2}$	$I$ ( $h/2\pi$ )	$\mu$ (nm)	Diam. Corr.	$Q$ (b)	$\Omega$ (nmb)	$Q_4$ ( $b^2$ )	Index
$^{153}_{66}\text{Dy}_{87}$		6.4h	7/2	$\pm 0.7$		$\pm 0.14^*$			F
$^{155}_{66}\text{Dy}_{89}$		10h	3/2	$\pm 0.28$		$\mu/Q$ positive $\pm 0.9^*$			F J
$^{157}_{66}\text{Dy}_{91}$		8.1h	3/2	$\pm 0.31$		$\mu/Q$ negative $\pm 1.2^*$			F
$^{158}_{66}\text{Dy}_{92}$	630	?	[6]	$\pm 2.2$		$\mu/Q$ negative			J
$^{159}_{66}\text{Dy}_{93}$		144d	3/2						F
$^{160}_{66}\text{Dy}_{94}$	87	2.0ns	[2]	+0.73		-2			I J
$^{160}_{66}\text{Dy}_{94}$	966	2.2ps	[2]	+0.4					J
$^{161}_{66}\text{Dy}_{95}$			5/2	-0.482	3	$+2.4^*^S$		$\sim +0.6$	B F
$^{161}_{66}\text{Dy}_{95}$	26	28.4ns	5/2	$+0.67^i$		$+2.4^*^r$			I J
$^{161}_{66}\text{Dy}_{95}$	75	3.4ns	3/2	-0.38		$+1.3^*^r$			I J
$^{162}_{66}\text{Dy}_{96}$	80.7	2.25ns	[2]	+0.72					I J
$^{163}_{66}\text{Dy}_{97}$			5/2	+0.676	5	$+2.5^*^r$		$\sim +0.7$	B E F
$^{164}_{66}\text{Dy}_{98}$	73.3	2.39ns	[2]	+0.70		$-2.0^*^r$			I J
$^{165}_{66}\text{Dy}_{99}$		2.3h	7/2	$\pm 0.52$		$+3.3^*^r$			F
$^{166}_{66}\text{Dy}_{100}$		82h	0*						F
$^{154}_{67}\text{Ho}_{87}$		12m	1						F
$^{155}_{67}\text{Ho}_{88}$		50m	5/2						F
$^{156}_{67}\text{Ho}_{89}$		55m	1						F
$^{157}_{67}\text{Ho}_{90}$		14m	7/2						F
$^{158}_{67}\text{Ho}_{91}$		11m	5						F
$^{158}_{67}\text{Ho}_{91}$	67	29m	2						F
$^{159}_{67}\text{Ho}_{92}$		33m	7/2						F
$^{160}_{67}\text{Ho}_{93}$		26m	5						F
$^{160}_{67}\text{Ho}_{93}$	60	5.0h	2						F
$^{161}_{67}\text{Ho}_{94}$		2.5h	7/2						F
$^{162}_{67}\text{Ho}_{95}$		15m	1						F
$^{162}_{67}\text{Ho}_{95}$	$\sim 100$	68m	6						F
$^{164}_{67}\text{Ho}_{97}$		29m	1						F
$^{164}_{67}\text{Ho}_{97}$	$\sim 46$	38m	6						F
$^{165}_{67}\text{Ho}_{98}$			7/2	+4.12	3	+2.7		$\sim +0.8$	B F G
$^{166}_{67}\text{Ho}_{99}$		27h	0*						F
$^{166}_{67}\text{Ho}_{99}$	9	1.2ky	[7]	$\pm 4.1$					J
$^{156}_{68}\text{Er}_{88}$	344	47.9ps	[2]	$g_{\text{ave}} \sim \pm 0.4$					J
$^{156}_{68}\text{Er}_{88}$	453	7.83ps	[4]						J
$^{157}_{68}\text{Er}_{89}$		20m	3/2						F
$^{158}_{68}\text{Er}_{90}$		2.3h	0*						F
$^{158}_{68}\text{Er}_{90}$	193	433ps	[2]	$g_{\text{ave}} \sim \pm 0.4$					J
$^{158}_{68}\text{Er}_{90}$	356	20.8ps	[4]						J
$^{158}_{68}\text{Er}_{90}$	434	4.04ps	[6]						J
$^{159}_{68}\text{Er}_{91}$		36m	3/2						F
$^{160}_{68}\text{Er}_{92}$		29h	0*						F
$^{160}_{68}\text{Er}_{92}$	264	49.8ps	[4]	$g_{\text{ave}} \sim \pm 0.3$					J
$^{160}_{68}\text{Er}_{92}$	376	7.77ps	[6]						J
$^{160}_{68}\text{Er}_{92}$	465	4.04ps	[8]						J
$^{161}_{68}\text{Er}_{93}$		3.2h	3/2	-0.369	3	+1.2*			F
$^{163}_{68}\text{Er}_{95}$		75m	5/2	+0.56		+2.2*			F
$^{164}_{68}\text{Er}_{96}$	92	1.6ns	[2]	$\pm 0.71$					I
$^{165}_{68}\text{Er}_{97}$		10h	5/2	$\pm 0.65$		$\pm 2.2^r$			F
$^{166}_{68}\text{Er}_{98}$	80.6	1.82ns	[2]	+0.63		$\mu/Q$ positive $-2.0^*$			I J K
$^{166}_{68}\text{Er}_{98}$	265	120ps	[4]	+1.2		-2.7			J K
$^{166}_{68}\text{Er}_{98}$	787	?	[2]			+2.0			K



Summary of Nuclear Moment Values and Index - Continued

Nucleus	Level (keV)	$T_{1/2}$	$I$ ( $h/2\pi$ )	$\mu$ (nm)	Diam. Corr.	$Q$ (b)	$\Omega$ (nmb)	$Q_4$ ( $b^2$ )	Index
$^{167}_{68}\text{Er}_{99}$			7/2	-0.564	4	+2.83 <sup>s</sup>			B F
$^{168}_{68}\text{Er}_{100}$	80	1.91ns	[2]	+0.65					I J
$^{168}_{68}\text{Er}_{100}$	264	120ps	[4]	+1.2		-2			J K
$^{168}_{68}\text{Er}_{100}$	~7800	?	[4]	~0					J
$^{168}_{68}\text{Er}_{100}$	~7800	?	[3]	±6					J
$^{169}_{68}\text{Er}_{101}$		9.4d	1/2	+0.513	4				F
$^{170}_{68}\text{Er}_{102}$	79	1.90ns	[2]	+0.64		-2.1*			I J K
$^{170}_{68}\text{Er}_{102}$	261	135ps	[4]	±1.2		-2			J K
$^{171}_{68}\text{Er}_{103}$		7.5h	5/2	±0.70	1	±2.3'			F
						$\mu/Q$ negative			
$^{159}_{69}\text{Tm}_{90}$		9m	5/2						F
$^{160}_{69}\text{Tm}_{91}$		9m	1						F
$^{161}_{69}\text{Tm}_{92}$		37m	7/2						F
$^{162}_{69}\text{Tm}_{93}$		21m	1						F
$^{163}_{69}\text{Tm}_{94}$		1.8h	1/2	±0.08					F
$^{164}_{69}\text{Tm}_{95}$		2m	1						F
$^{164}_{69}\text{Tm}_{95}$	?	5m	6						F
$^{165}_{69}\text{Tm}_{96}$		29h	1/2	±0.138	1				F
$^{166}_{69}\text{Tm}_{97}$		7.7h	2	±0.092	1	±1.9*			F
						$\mu/Q$ positive			
$^{167}_{69}\text{Tm}_{98}$		9.6d	1/2	-0.20					F
$^{168}_{69}\text{Tm}_{99}$		85d	3						F
$^{169}_{69}\text{Tm}_{100}$			1/2	-0.231	2				B F G H
$^{169}_{69}\text{Tm}_{100}$	8.4	4ns	[3/2]	+0.52		-1.3*			I
$^{169}_{69}\text{Tm}_{100}$	118	62ps	[5/2]	+0.74	1				J
$^{169}_{69}\text{Tm}_{100}$	139	320ps	[7/2]	+1.30	1	$Q/Q_{118}=1.0$			J
$^{169}_{69}\text{Tm}_{100}$	316	660ns	[7/2]	±0.15					J
$^{169}_{69}\text{Tm}_{100}$	379	36ns	[7/2]	±0.96	1				J
$^{170}_{69}\text{Tm}_{101}$		127d	1	±0.246	2	±0.59			F
						$\mu/Q$ positive			
$^{171}_{69}\text{Tm}_{102}$		1.9y	1/2	±0.229	2				F
$^{171}_{69}\text{Tm}_{102}$	117	55ps	[5/2]	+0.8					J
$^{171}_{69}\text{Tm}_{102}$	129	362ps	[7/2]	+1.2					J
$^{169}_{70}\text{Yb}_{99}$		32d	[7/2]	±0.6					J
$^{170}_{70}\text{Yb}_{100}$	84	1.58ns	[2]	+0.68	1	negative			I J
$^{171}_{70}\text{Yb}_{101}$			1/2	+0.4919 <sup>d</sup> (+0.4930)	40				B E G H
$^{171}_{70}\text{Yb}_{101}$	67	900ps	[3/2]	±0.35					I
$^{171}_{70}\text{Yb}_{101}$	76	2ns	[5/2]	+1.01					I
$^{172}_{70}\text{Yb}_{102}$	78.7	1.6ns	[2]	+0.64 <sup>b</sup>		+3			I J
$^{172}_{70}\text{Yb}_{102}$	260	132ps	[4]			-2			K
$^{172}_{70}\text{Yb}_{102}$	1174	7.95ps	[3]	+0.66	1	±4			J
$^{173}_{70}\text{Yb}_{103}$			5/2	-0.6776 <sup>d</sup> (-0.6791)	54	+3.0			B E G H
$^{173}_{70}\text{Yb}_{103}$	79	38ps	[7/2]	-0.20					J
$^{173}_{70}\text{Yb}_{103}$	179	36ps	[9/2]	~+0.3					J
$^{173}_{70}\text{Yb}_{103}$	351	0.45ns	[11/2]	~-0.7					J
$^{174}_{70}\text{Yb}_{104}$	76.5	1.79ns	[2]	+0.68 <sup>b</sup>	1				I J
$^{174}_{70}\text{Yb}_{104}$	252	?	[4]			-2			K
$^{175}_{70}\text{Yb}_{105}$		4.2d	[7/2]	±0.3 <sup>b</sup>		~±6			J
$^{176}_{70}\text{Yb}_{106}$	82	1.76ns	[2]	+0.76	1				I J
$^{176}_{70}\text{Yb}_{106}$	270	?	[4]			~0			K

## Summary of Nuclear Moment Values and Index — Continued

Nucleus	Level (keV)	$T_{1/2}$	$I$ ( $h/2\pi$ )	$\mu$ (nm)	Diam. Corr.	$Q$ (b)	$\Omega$ (nmb)	$Q_4$ ( $b^2$ )	Index
$^{167}_{71}\text{Lu}_{96}$		54m	7/2						F
$^{169}_{71}\text{Lu}_{98}$		1.5d	7/2						F
$^{170}_{71}\text{Lu}_{99}$		2.0d	0*						F
$^{171}_{71}\text{Lu}_{100}$		8.3d	7/2						F
$^{175}_{71}\text{Lu}_{104}$			7/2	+2.230	18	+5.6 <sup>s</sup>			E F G H
$^{175}_{71}\text{Lu}_{104}$	114	100ps	[9/2]	+1.9					J
$^{175}_{71}\text{Lu}_{104}$	251	42ps	[11/2]	+1.9					J
$^{176}_{71}\text{Lu}_{105}$		20Gy	7	+3.18	3	+8.0 <sup>r</sup>			F G
$^{176}_{71}\text{Lu}_{105}$	~300	3.7h	1	+0.318	3	-2.3 <sup>r</sup>			F
$^{177}_{71}\text{Lu}_{106}$		6.8d	7/2	+2.24	2	+5.4 <sup>r</sup>			F
$^{177}_{71}\text{Lu}_{106}$	971	155d	[23/2]			+13			J
$^{176}_{72}\text{Hf}_{104}$	88.4	1.40ns	[2]	+0.53					J
$^{177}_{72}\text{Hf}_{105}$			7/2	+0.7902	66	+4.5*			F G
$^{177}_{72}\text{Hf}_{105}$	113	500ps	[9/2]	+1.12	1				J
$^{177}_{72}\text{Hf}_{105}$	250	55ps	[11/2]	+2.6					J
$^{177}_{72}\text{Hf}_{105}$	321	660ps	[9/2]	-0.51					J
$^{178}_{72}\text{Hf}_{106}$			0*						G
$^{178}_{72}\text{Hf}_{106}$	93	1.50ns	[2]	+0.58 <sup>b</sup>					I J
$^{179}_{72}\text{Hf}_{107}$			9/2	-0.638	5	+5.1*			F G
$^{180}_{72}\text{Hf}_{108}$			0*						G
$^{180}_{72}\text{Hf}_{108}$	93	1.50ns	[2]	+0.64 <sup>b</sup>					J
$^{180}_{72}\text{Hf}_{108}$	309	71ps	[4]	+2.3					J
$^{181}_{73}\text{Ta}_{108}$			7/2	+2.35	2	+3* <sup>s</sup>			E F G
$^{181}_{73}\text{Ta}_{108}$	6.2	6.8 $\mu$ s	[9/2]	+5.1		+3* <sup>r</sup>			I
$^{181}_{73}\text{Ta}_{108}$	482	10.8ns	[5/2]	+3.29	3	positive			H J
$^{182}_{73}\text{Ta}_{109}$		115d	[3]	$\pm 2.6$					J
$^{183}_{73}\text{Ta}_{110}$		5.0d	7/2						F
$^{182}_{74}\text{W}_{108}$			0*						G
$^{182}_{74}\text{W}_{108}$	100	1.37ns	[2]	+0.51					I J
$^{182}_{74}\text{W}_{108}$	329	64ps	[4]	+0.7					J
$^{182}_{74}\text{W}_{108}$	1289	1.04ns	[2]	+1.4					J
$^{182}_{74}\text{W}_{108}$	1374	2.25ns	[3]	$\pm 0.10$					J
$^{183}_{74}\text{W}_{109}$			1/2	+0.1169	10				E G
$^{183}_{74}\text{W}_{109}$	46	180ps	[3/2]	-0.1					I
$^{183}_{74}\text{W}_{109}$	99	700ps	[5/2]	+0.7					I J
$^{184}_{74}\text{W}_{110}$			0*						G
$^{184}_{74}\text{W}_{110}$	111	1.26ns	[2]	+0.56					I J
$^{184}_{74}\text{W}_{110}$	364	43.5ps	[4]	+1.2					J
$^{185}_{74}\text{W}_{111}$		74d	3/2						F
$^{186}_{74}\text{W}_{112}$			0*						G
$^{186}_{74}\text{W}_{112}$	123	1.01ns	[2]	+0.65	1				I J
$^{186}_{74}\text{W}_{112}$	399	25ps	[4]	+0.8		-3			J K
$^{186}_{74}\text{W}_{112}$	730	4.2ps	[2]			+0.7			K
$^{187}_{74}\text{W}_{113}$		24h	3/2						F
$^{183}_{75}\text{Re}_{108}$		70d	[5/2]	$\pm 3.1$					J
$^{183}_{75}\text{Re}_{108}$	496	7.89ns	[9/2]	$\pm 5.3$					J
$^{184}_{75}\text{Re}_{109}$		38d	[3]	$\pm 2.5$					J
$^{184}_{75}\text{Re}_{109}$	188	165d	[8]	$\pm 2.9$					J
$^{185}_{75}\text{Re}_{110}$			5/2	+3.172	28	+2.3 <sup>r</sup>			C D E G
$^{186}_{75}\text{Re}_{111}$		90h	1	+1.73	1	$\sim \pm 0.4^r$			F G
$^{187}_{75}\text{Re}_{112}$		60Gy	5/2	+3.204	28	+2.2 <sup>s</sup>			C E G
$^{187}_{75}\text{Re}_{112}$	206	560ns	[9/2]	+4.8					J
$^{188}_{75}\text{Re}_{113}$		17h	1	+1.78	1	$\sim \pm 0.4^r$			F G

Summary of Nuclear Moment Values and Index — Continued

Nucleus	Level (keV)	$T_{1/2}$	$I$ ( $h/2\pi$ )	$\mu$ (nm)	Diam. Corr.	$Q$ (b)	$\Omega$ (nmb)	$Q_4$ (b <sup>2</sup> )	Index
<sup>184</sup> <sub>76</sub> Os <sub>108</sub>	?	?	[2]			-2			K
<sup>186</sup> <sub>76</sub> Os <sub>110</sub>	137	840ps	[2]	+0.61	1	+1.5			J K
<sup>187</sup> <sub>76</sub> Os <sub>111</sub>			1/2	+0.0643	6				E G
<sup>188</sup> <sub>76</sub> Os <sub>112</sub>	155	710ps	[2]	+0.55		-0.4;-1.3			J K
<sup>188</sup> <sub>76</sub> Os <sub>112</sub>	633	5.6ps	[2]	+0.9					J
<sup>189</sup> <sub>76</sub> Os <sub>113</sub>			3/2	+0.6565	59	+0.8*			E G
<sup>190</sup> <sub>76</sub> Os <sub>114</sub>	187	350ps	[2]	+0.68	1	+0.3;-1.0			J K
<sup>190</sup> <sub>76</sub> Os <sub>114</sub>	548	28ps	[4]	+0.9					J
<sup>192</sup> <sub>76</sub> Os <sub>116</sub>	206	280ps	[2]	+0.78	1	+1.2;-0.4			J K
<sup>192</sup> <sub>76</sub> Os <sub>116</sub>	489	28ps	[2]	±0.7					J
<sup>191</sup> <sub>77</sub> Ir <sub>114</sub>			3/2	+0.1454	14	+1.1 <sup>r</sup>			B E F C
<sup>191</sup> <sub>77</sub> Ir <sub>114</sub>	82	3.8ns	[1/2]	+0.546	5				I
<sup>191</sup> <sub>77</sub> Ir <sub>114</sub>	129	131ps	[5/2]	+0.5					J
<sup>191</sup> <sub>77</sub> Ir <sub>114</sub>	171	4.9s	[11/2]	±6.1	1				E J
<sup>192</sup> <sub>77</sub> Ir <sub>115</sub>		74d	4	+1.90	2				E F J
<sup>193</sup> <sub>77</sub> Ir <sub>116</sub>			3/2	+0.1583	15	+1.0 <sup>s</sup>			B E F G
<sup>193</sup> <sub>77</sub> Ir <sub>116</sub>	73	6.2ns	1/2	+0.468	4				I
<sup>193</sup> <sub>77</sub> Ir <sub>116</sub>	139	90ps	[5/2]	+0.6					J
<sup>194</sup> <sub>77</sub> Ir <sub>117</sub>		17h	1	±0.37					F J
<sup>192</sup> <sub>78</sub> Pt <sub>114</sub>	316	35ps	[2]	+0.93 <sup>l</sup>	1				J
<sup>192</sup> <sub>78</sub> Pt <sub>114</sub>	612	20ps	[2]	+1.0 <sup>t</sup>					J
<sup>192</sup> <sub>78</sub> Pt <sub>114</sub>	785	12ps	[4]	±0.9 <sup>t</sup>					J
<sup>194</sup> <sub>78</sub> Pt <sub>116</sub>			0*						G
<sup>194</sup> <sub>78</sub> Pt <sub>116</sub>	328	35ps	[2]	+0.6		+0.6;+0.9			J K
<sup>194</sup> <sub>78</sub> Pt <sub>116</sub>	622	44ps	[2]	+0.4					J
<sup>195</sup> <sub>78</sub> Pt <sub>117</sub>			1/2	+0.6022	56				E F G
<sup>195</sup> <sub>78</sub> Pt <sub>117</sub>	99	160ps	[3/2]	-0.60	1				I
<sup>195</sup> <sub>78</sub> Pt <sub>117</sub>	210	67ps	[3/2]	+0.3					J
<sup>195</sup> <sub>78</sub> Pt <sub>117</sub>	240	230ps	[5/2]	+0.22					J
<sup>195</sup> <sub>78</sub> Pt <sub>117</sub>	259	4.1d	[13/2]	±0.60	1				E J
<sup>196</sup> <sub>78</sub> Pt <sub>118</sub>			0*						G
<sup>196</sup> <sub>78</sub> Pt <sub>118</sub>	356	35ps	[2]	+0.55		+0.5;+0.6			J K
<sup>197</sup> <sub>78</sub> Pt <sub>119</sub>		20h	1/2	±0.5 <sup>p</sup>					F
<sup>198</sup> <sub>78</sub> Pt <sub>120</sub>	408	19ps	[2]	+0.5		+1.2			J K
<sup>190</sup> <sub>79</sub> Au <sub>111</sub>		40m	1	±0.066	1				F
<sup>191</sup> <sub>79</sub> Au <sub>112</sub>		3.0h	3/2	±0.137	1				F
<sup>192</sup> <sub>79</sub> Au <sub>113</sub>		4.1h	1	±0.0079	1				F
<sup>193</sup> <sub>79</sub> Au <sub>114</sub>		18h	3/2	±0.139	1				F
<sup>194</sup> <sub>79</sub> Au <sub>115</sub>		39h	1	±0.074	1				F
<sup>195</sup> <sub>79</sub> Au <sub>116</sub>		192d	3/2	±0.147	1				F J
<sup>196</sup> <sub>79</sub> Au <sub>117</sub>		6.2d	2	+0.588	6				F
<sup>196</sup> <sub>79</sub> Au <sub>117</sub>	596	9.7h	12	±5.4					F J
<sup>197</sup> <sub>79</sub> Au <sub>118</sub>			3/2	+0.14486	137	+0.59	~+0.01		B E F G H
<sup>197</sup> <sub>79</sub> Au <sub>118</sub>	77	1.9ns	[1/2]	+0.42					I
<sup>198</sup> <sub>79</sub> Au <sub>119</sub>		2.7d	2	+0.590	6				F
<sup>198</sup> <sub>79</sub> Au <sub>119</sub>	367	123ns	[3]	±3.6					J
<sup>198</sup> <sub>79</sub> Au <sub>119</sub>	?	49h	[12?]	±5.6	1				J
<sup>199</sup> <sub>79</sub> Au <sub>120</sub>		3.2d	3/2	+0.270	3				F
<sup>200</sup> <sub>79</sub> Au <sub>121</sub>		18.7h	[12]	±6.1	1				E J
<sup>183</sup> <sub>80</sub> Hg <sub>103</sub>		8.8s	1/2	+0.52					E H J
<sup>185</sup> <sub>80</sub> Hg <sub>105</sub>		50s	1/2	+0.50					E H J
<sup>187</sup> <sub>80</sub> Hg <sub>107</sub>		2.4m	3/2	-0.59	1	-0.3			H J

## Summary of Nuclear Moment Values and Index — Continued

Nucleus	Level (keV)	$T_{1/2}$	$I$ ( $h/2\pi$ )	$\mu$ (nm)	Diam. Corr.	$Q$ (b)	$\Omega$ (nmb)	$Q_4$ ( $b^2$ )	Index
$^{193}_{80}\text{Hg}_{113}$		6h	3/2	-0.6236	60	-1'			G H
$^{193}_{80}\text{Hg}_{113}$	140	11h	13/2	-1.052	10	+1.2'			G H
$^{195}_{80}\text{Hg}_{115}$		9.5h	1/2	+0.538	5				G H
$^{195}_{80}\text{Hg}_{115}$	176	40h	13/2	-1.038	10	+1.2'			G H
$^{197}_{80}\text{Hg}_{117}$		65h	1/2	+0.5241	51				G H
$^{197}_{80}\text{Hg}_{117}$	134	7.3ns	[5/2]	+0.96	1				J
$^{197}_{80}\text{Hg}_{117}$	299	24h	13/2	-1.0214	99	+1.4'			G H
$^{198}_{80}\text{Hg}_{118}$			0*						G
$^{198}_{80}\text{Hg}_{118}$	412	22.0ps	[2]	+1.1					J
$^{199}_{80}\text{Hg}_{119}$			1/2	+0.50271 <sup>d</sup>	485				G
				(+0.50415)					
$^{199}_{80}\text{Hg}_{119}$	158	2.32ns	[5/2]	+1.0		$\pm 0.7$			J
$^{199}_{80}\text{Hg}_{119}$	533	44m	13/2	$\pm 1.0083$	97	+2			H J
$^{200}_{80}\text{Hg}_{120}$			0*						G
$^{200}_{80}\text{Hg}_{120}$	368	42ps	[2]	+0.9					J
$^{201}_{80}\text{Hg}_{121}$			3/2	-0.55671 <sup>d</sup>	537	+0.44 <sup>s</sup>	-0.13		D E F G H
				(-0.55830)					
$^{202}_{80}\text{Hg}_{122}$			0*						G
$^{202}_{80}\text{Hg}_{122}$	439	26ps	[2]	+1.2					J
$^{203}_{80}\text{Hg}_{123}$		47d	5/2	+0.86	1	+0.5			G H
$^{204}_{80}\text{Hg}_{124}$			0*						G
$^{204}_{80}\text{Hg}_{124}$	437	46ps	[2]	+0.8					J
$^{205}_{80}\text{Hg}_{115}$		5.5m	1/2	+0.597	6				H J
$^{193}_{81}\text{Tl}_{112}$		23m	1/2						F
$^{194}_{81}\text{Tl}_{113}$		33m	2	$\pm 0.135$	1				F
$^{195}_{81}\text{Tl}_{114}$		1.2h	1/2	+1.57	2				F G
$^{196}_{81}\text{Tl}_{115}$		1.8h	2	$\pm 0.0699$	7				F
$^{197}_{81}\text{Tl}_{116}$		2.7h	1/2	+1.56	2				F G
$^{198}_{81}\text{Tl}_{117}$		5.3h	2	$\pm 0.00121$	1				F
$^{198}_{81}\text{Tl}_{117}$	544	1.8h	7	$\pm 0.64$	1				F
$^{199}_{81}\text{Tl}_{118}$		7.4h	1/2	+1.62	2				F G
$^{200}_{81}\text{Tl}_{119}$		26h	2	$\pm 0.03568$	35				F G
$^{201}_{81}\text{Tl}_{120}$		72h	1/2	+1.65	2				F G
$^{202}_{81}\text{Tl}_{121}$		12d	2	$\pm 0.0565$	6				F G
$^{202}_{81}\text{Tl}_{121}$	950	560 $\mu$ s	[7]	$\pm 0.90$	1				J
$^{203}_{81}\text{Tl}_{122}$			1/2	+1.6115	158				E F G H
$^{203}_{81}\text{Tl}_{122}$	279	280ps	[3/2]	+0.16					J
$^{204}_{81}\text{Tl}_{123}$		3.9y	2	$\pm 0.089$	1				F
$^{205}_{81}\text{Tl}_{124}$			1/2	+1.6274	160				E F G H
$^{206}_{81}\text{Tl}_{125}$		4.2m	0*						F
$^{204}_{82}\text{Pb}_{122}$	1274	260ns	[4]	+0.22		$\pm 0.3$			J
$^{205}_{82}\text{Pb}_{123}$	1014	5.55ns	[13/2]	-0.98	1				J
$^{206}_{82}\text{Pb}_{124}$			0*						G
$^{206}_{82}\text{Pb}_{124}$	803	6ps	[2]	$\sim 0$					J
$^{206}_{82}\text{Pb}_{124}$	2200	123 $\mu$ s	[7]	-0.152	1				J
$^{206}_{82}\text{Pb}_{124}$	2385	29ps	[6]	+0.8					J
$^{206}_{82}\text{Pb}_{124}$	4027	200ns	[12]	-1.86	2				J
$^{207}_{82}\text{Pb}_{125}$			1/2	+0.5783 <sup>d</sup>	58				E F G H
				(+0.5881)					
$^{207}_{82}\text{Pb}_{125}$	570	129ps	[5/2]	+0.8					J
$^{208}_{82}\text{Pb}_{126}$			0*						G
$^{208}_{82}\text{Pb}_{126}$	2615	15ps	[3]	+1.8		-1.1			J K
$^{208}_{82}\text{Pb}_{126}$	3198	298ps	[5]	+0.10					J

Summary of Nuclear Moment Values and Index - Continued

Nucleus	Level (keV)	$T_{1/2}$	$I$ ( $h/2\pi$ )	$\mu$ (nm)	Diam. Corr.	$Q$ (b)	$\Omega$ (nmb)	$Q_4$ ( $b^2$ )	Index
$^{199}_{83}\text{Bi}_{116}$		25m	9/2						F
$^{200}_{83}\text{Bi}_{117}$		35m	7						F
$^{201}_{83}\text{Bi}_{118}$		1.8h	9/2						F
$^{202}_{83}\text{Bi}_{119}$		1.6h	5						F
$^{203}_{83}\text{Bi}_{120}$		12h	9/2	+4.59	5	-0.71 <sup>r</sup>			F
$^{204}_{83}\text{Bi}_{121}$		12h	6	+4.25	4	-0.46 <sup>r</sup>			F
$^{205}_{83}\text{Bi}_{122}$		15d	9/2	~+5.5					F
$^{206}_{83}\text{Bi}_{123}$		6.3d	6	+4.56	5	-0.21 <sup>r</sup>			F G
$^{207}_{83}\text{Bi}_{124}$	2102	182 $\mu\text{s}$	[21/2]	+3.4					J
$^{209}_{83}\text{Bi}_{126}$		>2Ay	9/2	+4.080	41	-0.38 <sup>s</sup>	+0.5		D E F G
$^{210}_{83}\text{Bi}_{127}$		5d	1	-0.0442	4	+0.14 <sup>r</sup>			F
$^{211}_{83}\text{Bi}_{128}$	405	318ps	[7/2]	+4.4					J
$^{201}_{84}\text{Po}_{117}$		18m	3/2						F
$^{202}_{84}\text{Po}_{118}$		51m	0*						F
$^{203}_{84}\text{Po}_{119}$		42m	5/2						F
$^{204}_{84}\text{Po}_{120}$		3.5h	0*						F
$^{204}_{84}\text{Po}_{120}$	~1700	140ns	[8]	$\pm 7.8$	1				J
$^{205}_{84}\text{Po}_{121}$		1.8h	5/2	$\approx +0.26$		+0.17			F
$^{206}_{84}\text{Po}_{122}$		8.8d	0*						F
$^{206}_{84}\text{Po}_{122}$	?	212ns	[8]	$\pm 7.4$	1				J
$^{207}_{84}\text{Po}_{123}$		6.0h	5/2	$\approx +0.27$		+0.28	+0.11		F
$^{207}_{84}\text{Po}_{123}$	1115	47 $\mu\text{s}$	[13/2]	-0.93	1				J
$^{208}_{84}\text{Po}_{124}$	1530	380ns	[8]	$\pm 7.3$	1				J
$^{209}_{84}\text{Po}_{125}$		103y	1/2	+0.77	1				G
$^{209}_{84}\text{Po}_{125}$	>1327	~100ns	[17/2?]	+7.5	1				J
$^{210}_{84}\text{Po}_{126}$		138d	0*						F
$^{210}_{84}\text{Po}_{126}$	1472	38ns	[6]	$\pm 5.6$	1				J
$^{210}_{84}\text{Po}_{126}$	1552	110ns	[8]	+7.3	1				J
$^{210}_{84}\text{Po}_{126}$	~2800	24ns	[11]	+12.0	1				J
$^{210}_{84}\text{Po}_{126}$	4372	93ns	[13]	$\pm 7.1$	1				J
$^{211}_{84}\text{Po}_{127}$	1064	16ns	[15/2]	$\pm 0.4$					J
$^{211}_{85}\text{At}_{126}$		7.2h	9/2						F
$^{211}_{85}\text{At}_{126}$	1416	50ns	[21/2]	$\pm 9.4$	1				J
$^{211}_{85}\text{At}_{126}$	4816	4.2 $\mu\text{s}$	[39/2 or 41/2]	$\pm 14$ $\pm 15$					J
$^{212}_{86}\text{Rn}_{126}$	~1700	1.0 $\mu\text{s}$	[8]	$\pm 7.2$	1				J
$^{222}_{86}\text{Rn}_{136}$	186	320ps	[2]	+0.9					J
$^{223}_{88}\text{Ra}_{135}$	50	630ps	[3/2]	+0.42					J
$^{227}_{89}\text{Ac}_{138}$		22y	3/2	+1.1		+1.7			G
$^{229}_{90}\text{Th}_{139}$		7.3ky	5/2	+0.38		~+4.6			G
$^{231}_{91}\text{Pa}_{140}$		34ky	3/2	$\pm 1.98$	2				B G
$^{233}_{91}\text{Pa}_{142}$		27d	3/2	+3.4		-3.0			F
$^{233}_{92}\text{U}_{141}$		162ky	5/2	+0.64	1	+4.2 <sup>s</sup>			B G J
$^{235}_{92}\text{U}_{143}$		710My	7/2	-0.43		+4.9 <sup>r</sup>			B G J

## Summary of Nuclear Moment Values and Index – Continued

Nucleus	Level (keV)	$T_{1/2}$	$I$ ( $h/2\pi$ )	$\mu$ (nm)	Diam. Corr.	$Q$ (b)	$\Omega$ (nmb)	$Q_4$ (b <sup>2</sup> )	Index
<sup>237</sup> <sub>93</sub> Np <sub>144</sub>	60	2.1My	5/2	+2.4 <sup>1</sup>		positive $Q/Q_{gs}=+1.0$			B G J
<sup>237</sup> <sub>93</sub> Np <sub>144</sub>		63ns	[5/2]	+1.3 <sup>k</sup>					I J
<sup>238</sup> <sub>93</sub> Np <sub>145</sub>		2.1d	2						F
<sup>239</sup> <sub>93</sub> Np <sub>146</sub>		2.3d	5/2						F
<sup>239</sup> <sub>93</sub> Np <sub>146</sub>	75	1.40ns	[5/2]	+1.3 <sup>k</sup>					J
<sup>239</sup> <sub>94</sub> Pu <sub>145</sub>		24ky	1/2	+0.200 <sup>1</sup>	2				B F G
<sup>241</sup> <sub>94</sub> Pu <sub>147</sub>		13y	5/2	-0.68 <sup>k</sup>	1	+5.6			B G
<sup>241</sup> <sub>95</sub> Am <sub>146</sub>		460y	5/2	+1.59	2	+4.9			B F G
<sup>242</sup> <sub>95</sub> Am <sub>147</sub>		16h	1	+0.383	5	-2.8			F
<sup>243</sup> <sub>95</sub> Am <sub>148</sub>		8ky	5/2	+1.59	2	+4.9			G
<sup>242</sup> <sub>96</sub> Cm <sub>146</sub>		160d	0*						F
<sup>243</sup> <sub>96</sub> Cm <sub>147</sub>		28y	5/2	±0.4					B
<sup>245</sup> <sub>96</sub> Cm <sub>149</sub>		8.26ky	7/2	±0.5					B
<sup>247</sup> <sub>96</sub> Cm <sub>151</sub>		15.4My	9/2	±0.4					B
<sup>249</sup> <sub>97</sub> Bk <sub>152</sub>		314d	7/2	±5		±5			G
<sup>253</sup> <sub>99</sub> Es <sub>154</sub>		20.5d	7/2	+4.0		+6			B F G J

♦ No hyperfine structure observed

\* Polarization or Sternheimer corrections included

<sup>a</sup> Weighted average

<sup>b</sup> Wide spread in tabulated values

<sup>c</sup> Atomic beam value of [59St46] adopted

<sup>d</sup> OP and NMR values discrepant. Values in ( )'s based on NMR values

<sup>e</sup> ENDOR and NMR values discrepant. Values in ( )'s based on NMR values

<sup>f</sup> ABMR and NMR values discrepant. Values in ( )'s based on NMR values

<sup>g</sup> No diamagnetic correction added. Not certain of corrections used by authors or if corrected.

<sup>h</sup> ABMR and ENDOR values discrepant. Values in [ ]'s based on ENDOR values

<sup>i</sup> Mössbauer and PAC values discrepant

<sup>j</sup> In the latest adjustment of fundamental constants [73CoTa], this value has been increased to 2.7928456 *ll*.

<sup>k</sup> Relative value calculated from  $\mu$ -ratio and  $\mu^1$

<sup>l</sup> Summary value upon which relative  $\mu$ -values depend

<sup>p</sup> Preliminary value from meeting abstract, report, thesis or private communication

<sup>r</sup> Relative value calculated from  $Q$ -ratio and  $Q^s$

<sup>s</sup> Summary value, average of tabulated values unless otherwise marked

## 5. Tables of Nuclear Moment Data

**Table A: Neutron, Proton, and Anti-Proton Moments**

### Introduction

Since the methods used for the measurement of the moments of the proton, anti-proton, and neutron differ appreciably from those used for other particles, the available information is incorporated into a separate table. All methods involve an application of the principle of magnetic resonance.

Consider a particle with a spin quantum number  $s=1/2$  with an associated magnetic dipole moment  $\mu$  in a magnetic field  $H$ . The particle will become oriented in one of two possible states characterized by the magnetic quantum number  $m=+1/2$  and  $m=-1/2$ . The behavior of the particle may be described semi-classically by saying that the spin vector precesses about  $H$  with a rotational frequency  $\nu$  (Larmor frequency)

$$\nu = \gamma H / 2\pi,$$

where the gyromagnetic ratio of the particle is  $\gamma = 2\pi\mu/sh$ .

If, now, we introduce a weak magnetic field  $H_1$  perpendicular to  $H$  and rotating about it with frequency  $\nu$ ,  $s$  will be forced to precess about  $H_1$  as well as  $H$  and the particle will slowly change from the  $m=+1/2$  to the  $-1/2$  state and vice versa. It is this resonance between the applied rotation frequency of  $H_1$  and the Larmor frequency of the particle that constitutes magnetic resonance.

Since the frequency can be measured with very high accuracy, the limitation in the determination of  $\mu$  lies in the difficulty of measuring the field  $H$ . Absolute measurement of magnetic field is extremely difficult. Two alternate procedures have been adopted for the proton:

- (1) The ratio of the proton precession frequency to the cyclotron frequency of either the free electron or the free proton is measured. The first yields

the magnetic moment in terms of  $eh/4\pi mc$ , the Bohr magneton; the second, the moment in terms of the nuclear magneton,  $eh/4\pi M_p c$ .

- (2) The proton precession frequency is measured in terms of the standard ampere which may be expressed in units of length, mass and time.

In computing the magnetic moment of the proton in nuclear magnetons from the measured quantities, the following conversion factors based on the fundamental constants in [69TaPa] have been used:

$$\gamma_p(\text{in rad}\cdot\text{s}^{-1}\cdot\text{T}^{-1}) \times (1.043953 \ 10) \times 10^{-8} = \mu_p(\text{in nm}),$$

$$\mu_p(\text{in Bohr magnetons}) \times (1836.109 \ 11) = \mu_p(\text{in nm}).$$

Total diamagnetic corrections of +0.000073 nm for water samples or +0.000079 nm for oil samples, as given in [50Th06], have been added to the uncorrected proton moments. The uncertainties quoted in the table include the uncertainties in the conversion factors used.

Detailed descriptions of the techniques and measurements can be found in the original papers and in Laukien [58La04]. There is a good discussion of the various experiments for the measurement of the proton moment and their sources of error in Taylor, Parker and Langenberg's article on *The Fundamental Constants and Quantum Electrodynamics* [69TaPa] as well as in the earlier papers by Cohen and Dumond [66Co36, 65Co20].

The neutron magnetic moment is measured by passing a beam of polarized neutrons through a strong magnetic field and inducing a magnetic transition with a resonant rotating magnetic field. This transition causes a reversal of the polarization with a consequent decrease in the neutron intensity at the polarization analyzer-detector. The change in intensity serves to indicate the resonance condition. The uniform magnetic field is measured by a point-to-point determination of the proton precession frequency. This procedure yields a value of  $\mu_n/\mu_p$  subject to the correction for the chemical form of the hydrogen in the resonance probe.

The last systematic literature search for information included in the table was in early 1971.

### Explanation of Table A

$I$	Nuclear spin, in units of $h/2\pi$
$\mu$	Nuclear magnetic dipole moment, in nuclear magnetons, given with diamagnetic correction
Refer.	Reference key
Quantity Measured	Directly measured frequency ratio, magnetic moment, or gyromagnetic ratio in appropriate units These values are given without diamagnetic correction unless otherwise indicated.
Method (Compound)	Method by which frequency ratio, moment, or gyromagnetic ratio was measured Compound used for measurement

Table A: Neutron, Proton, and Anti-Proton Moments

<i>I</i>	$\mu$	Refer.	Quantity Measured	Method (Compound)
<b>Neutron</b>				
1/2		37S09		Slow neutron scattering from ortho- and para- H <sub>2</sub>
	-2 <i>I</i>	38P08		Non-adiabatic transitions in a rotating magnetic field
	$\pm 1.913002\ 80$	48B29	$\omega_n/\omega_p = 0.685001\ 30$	Neutron beam resonance; NMR (H <sub>2</sub> O)
1/2		50H67		Reflection from magnetized iron
	negative	50S88	$\mu_p/\mu_n$ negative	Neutron beam resonance; NMR (H <sub>2</sub> O)
1/2		54S90		Neutron beam resonance
	-1.913159 47	56C57	$\omega_n/\omega_p = 0.685057\ 17$	Neutron beam resonance and proton resonance over same field (H <sub>2</sub> O)
<b>Proton</b>				
1/2		27D01		Specific heat
1/2		29M01		Band spectra
1/2		30H02		Band spectra
	+2.785 2	39K12		Molecular beam magnetic resonance (H <sub>2</sub> , HD)
	$\pm 2.79283\ 11$	49T01	$g/g_J(\text{Cs}, ^2\text{S}_{1/2}) = 15.1911 \times 10^{-4}$ $g/g_J(\text{In}, ^2\text{P}_{1/2}) = 45.6877 \times 10^{-4}$ $\mu_p = (15.2106^{\text{a}}\ 6) 10^{-4} \mu_B$	Atomic and molecular beam magnetic resonance (NaOH)
	$\pm 2.79249\ 20$	50B73 51J10	$\omega_p/\omega_{\text{cyc}} = 2.79242\ 20$	NMR (H <sub>2</sub> O); decelerating cyclotron
	positive	50S88		NMR (H <sub>2</sub> O)
	$\pm 2.79288\ 6$	50T07	$\gamma_p = (2.67523\ 6) 10^8 \text{ r} \cdot \text{s}^{-1} \text{ T}^{-1}$	NMR in magnetic field determined by force on straight wire carrying known current (H <sub>2</sub> O); strong field measurement
	$\pm 2.79292\ 6$	(65Co20)	$\gamma_p = (2.67534^{\text{aC}}\ 6) 10^8 \text{ r} \cdot \text{s}^{-1} \text{ T}^{-1}$	
	$\pm 2.79292\ 7$	(65Hu13)	$\gamma_p = (2.67527^{\text{C}}\ 6) 10^8 \text{ r} \cdot \text{s}^{-1} \text{ T}^{-1}$	
	$\pm 2.79291\ 4$	(69TaPa)	$\gamma_p = (2.675231^{\text{fb}}\ 26) 10^8 \text{ r} \cdot \text{s}^{-1} \text{ T}^{-1}$	
	$\pm 2.79274\ 4$	51G31	$\omega_e/\omega_p = 657.475\ 8$ $\mu_p = (15.20970\ 18) 10^{-4} \mu_B$	NMR (oil); measured cyclotron frequency of free electrons
	$\pm 2.79275\ 4$	(69TaPa)	$\mu_p = (15.21016^{\text{a}}\ 19) 10^{-4} \mu_B$	
	$\pm 2.792787\ 17$	52K32 (69TaPa)	$g_J(\text{H}, ^2\text{S}_{1/2})/g_p = 658.2171\ 6$ $\mu_p = (15.210355^{\text{a}}\ 13) 10^{-4} \mu_B$	ABMR and NMR (oil) in same field
	$\pm 2.792764\ 60$	51S34	$\omega_p/\omega_{\text{cyc}} = 2.792685\ 60$	NMR (oil); omegatron
	$\pm 2.792763\ 60$	(69TaPa)	$\omega_p/\omega_{\text{cyc}} = 2.792690^{\text{f}}\ 60$	
	$\pm 2.792784\ 17$	54Be11 (69TaPa)	$g_J(\text{H})/g = 658.21734\ 19$ $\mu_p = (15.2103347^{\text{ai}}\ 65) 10^{-4} \mu_B$	Mic; NMR (cylinder of oil)



Table A: Neutron, Proton, and Anti-Proton Moments — Continued

<i>I</i>	$\mu$	Refer.	Quantity Measured	Method (Compound)
	$\pm 2.79281\ 4$	55C36	$\omega_p/\omega_{\text{cyc}}=2.79273\ 4$	NMR (H <sub>2</sub> O); decelerating cyclotron
	$\pm 2.79275\ 10$	56T19	$\omega_p/\omega_{\text{cyc}}=2.792675\ 100$	NMR (H <sub>2</sub> O+FeCl <sub>3</sub> ); decelerating cyclotron
	$\pm 2.79315\ 8$	56W41	$\gamma_p=(2.67549\ 8)10^8\text{r}\cdot\text{s}^{-1}\text{T}^{-1}$	NMR in a field determined by the dimensions of and current in an iron-free coil (H <sub>2</sub> O)
	$\pm 2.792788\ 17$	57G89 (69TaPa)	$g_J(\text{D})/g=658.2162\ 8$ $\mu_p=(15.210360^{\text{ai}}\ 23)10^{-4}\ \mu_B$	Mic; NMR (cylinder of oil)
	$\pm 2.79277\ 3$	58Dr05	$\gamma_p=(2.67513\ 2)10^8\text{r}\cdot\text{s}^{-1}\text{T}^{-1}$	Free precession in the field of a standard solenoid (H <sub>2</sub> O)
	$\pm 2.79277\ 2$	(65Co20)	$\gamma_p=(2.675192^{\text{ac}}\ 8)10^8\text{r}\cdot\text{s}^{-1}\text{T}^{-1}$	See 68Dr06 below
	$\pm 2.79278\ 2$	(65Hu13)	$\gamma_p=(2.675137^{\text{c}}\ 11)10^8\text{r}\cdot\text{s}^{-1}\text{T}^{-1}$	
	$\pm 2.79277\ 3$	59H32 (69TaPa)	$\omega_e/\omega_p=657.4501$ $\mu_p=(15.210280^{\text{ai}}\ 12)10^{-4}\ \mu_B$	NMR (H <sub>2</sub> )
	$\pm 2.792781\ 17$	59L15 (69TaPa)	$g_J(\text{H})/g=658.215909^{\text{f}}\ 44$ $\mu_p=(15.2099284^{\text{bi}}\ 10)10^{-4}\ \mu_B$	Mic (H+H <sub>2</sub> +buffer gas)
	$\pm 2.79280\ 2$	59L54	$\omega_e/\omega_p=657.462\ 3$ $\mu_p=(15.21000\ 7)10^{-4}\ \mu_B$	NMR (oil); measured cyclotron frequency of free electrons
	$\pm 2.79281\ 2$	(69TaPa)	$\omega_e/\omega_p=657.4620\ 45$ $\mu_p=(15.21046^{\text{a}}\ 10)10^{-4}\ \mu_B$	
	$\pm 2.79290\ 6$	61Bo11	$\omega_{\text{cyc}}(\text{H}_2^+)/\omega_d=1.65957\ 28$ $\omega_p/\omega_d=6.514411\ 3$	cyclotron frequency of H <sub>2</sub> <sup>+</sup> and NMR (D <sub>2</sub> O+CuCl <sub>2</sub> ·2H <sub>2</sub> O) in same field; NMR (D <sub>2</sub> O+CuCl <sub>2</sub> ·2H <sub>2</sub> O; H <sub>2</sub> O+CuCl <sub>2</sub> ) Used $M_p/M(\text{H}_2)=0.49986388\ 50$
	$\pm 2.79288\ 10$	61Ca20	$\gamma_p=(2.67530^{\text{a}}\ 10)10^8\text{r}\cdot\text{s}^{-1}\text{T}^{-1}$	NMR in known magnetic field
	$\pm 2.79283\ 10$	(65Co20)	$\gamma_p=(2.67525^{\text{ac}}\ 10)10^8\text{r}\cdot\text{s}^{-1}\text{T}^{-1}$	
	$\pm 2.79288\ 10$	(65Hu13)	$\gamma_p=(2.67523^{\text{c}}\ 10)10^8\text{r}\cdot\text{s}^{-1}\text{T}^{-1}$	
	$\pm 2.79277^{\text{b}}\ 5$	63Sa04	$\omega_p/\omega_{\text{cyc}}=2.792676\ 50$	NMR (H <sub>2</sub> O+MnSO <sub>4</sub> ); decelerating cyclotron
	$\pm 2.79277\ 7$	(69TaPa)	$\omega_p/\omega_{\text{cyc}}=2.79270^{\text{t}}\ 7$	‡Includes additional corrections
	$\pm 2.79280\ 2$	63Sa05	$\omega_e/\omega_p=657.4621\ 25$ $\mu_p=(15.21043^{\text{a}}\ 6)10^{-4}\ \mu_B$	NMR (liquid paraffin); measured cyclotron frequency of free electrons
	$\pm 2.79281\ 15$	(69TaPa)	$\mu_p=(15.21046^{\text{a}}\ 84)10^{-4}\ \mu_B$	
	$\pm 2.79277\ 2$	63Vi04	$\gamma_p=(2.67513\ 1)10^8\text{r}\cdot\text{s}^{-1}\text{T}^{-1}$	NMR in weak magnetic field (H <sub>2</sub> O)
	$\pm 2.79276\ 2$	(65Co20)	$\gamma_p=(2.675188^{\text{ac}}\ 8)10^8\text{r}\cdot\text{s}^{-1}\text{T}^{-1}$	
	$\pm 2.79278\ 2$	(65Hu13)	$\gamma_p=(2.675132^{\text{c}}\ 8)10^8\text{r}\cdot\text{s}^{-1}\text{T}^{-1}$	
	$\pm 2.79276\ 3$	(69TaPa)	$\gamma_p=(2.675144^{\text{a}}\ 16)10^8\text{r}\cdot\text{s}^{-1}\text{T}^{-1}$	
	$\pm 2.79286\ 2$	65Ma25 (69TaPa)	$\mu_p=2.79279\ 2$ $\mu_p=2.792794^{\text{f}}\ 17$	cyclotron frequency of <sup>4</sup> He <sup>+</sup> , <sup>20</sup> Ne <sup>2+</sup> , <sup>20</sup> Ne <sup>+</sup> ; NMR (H <sub>2</sub> O+CuCl <sub>2</sub> )
	+3.0 3	66Be50	$\gamma_p=-(2.9\ 3)10^8\text{r}\cdot\text{s}^{-1}\text{T}^{-1}$	NMR in weak rotating rf field (H <sub>2</sub> O)
	$\pm 2.792782\ 17$	66My01 (69TaPa)	$g_J(\text{H},\ ^2\text{S}_{1/2})/g=658.21049\ 20$ $\mu_p=(15.210326\ 4)10^{-4}\ \mu_B$ $g_J(\text{H})/g=658.21053^{\text{d}}\ 20$	MASER See 70Wi22 below

Table A: Neutron, Proton, and Anti-Proton Moments - Continued

<i>I</i>	$\mu$	Refer.	Quantity Measured	Method (Compound)
	$\pm 2.79273$ $\pm 2.79274^c$ $\pm 2.79277^d$	66Ya07 (69TaPa)	$\gamma_p = (2.675071)10^8 \text{ r}\cdot\text{s}^{-1}\text{T}^{-1}$ $\gamma_p = (2.67510^c)10^8 \text{ r}\cdot\text{s}^{-1}\text{T}^{-1}$ $\gamma_p = (2.675105^{f\&g} 20)10^8 \text{ r}\cdot\text{s}^{-1}\text{T}^{-1}$	NMR in strong field (H <sub>2</sub> O)
	$\pm 2.79267^{12}$ $\pm 2.79267^d^{13}$	67Ma17 (69TaPa)	$\mu_p = 2.79260^{df} 13$	Determined from existing time-of-flight and magnetic analysis data on <sup>27</sup> Al(p, $\gamma$ ) <sup>28</sup> Si resonance and <sup>7</sup> Li(p,n) <sup>7</sup> Be threshold
	$\pm 2.79281^5$	67Pe09	$\omega_p/\omega_{\text{cyc}} = 2.79274^5$	NMR (H <sub>2</sub> O); omegatron (H <sub>2</sub> <sup>+</sup> ; HD <sup>+</sup> ; D <sub>2</sub> <sup>+</sup> )
	$\pm 2.792773$	68Dr06 (69TaPa) (69TaPa) (69TaPa) (69TaPa)	$\gamma_p = (2.6751526)10^8 \text{ r}\cdot\text{s}^{-1}\text{T}^{-1}$ $\gamma_p = (2.6751465^{f\&g})10^8 \text{ r}\cdot\text{s}^{-1}\text{T}^{-1}$ $\gamma_p = (2.6751555^{f\&g})10^8 \text{ r}\cdot\text{s}^{-1}\text{T}^{-1}$ $\gamma_p = (2.6751526^{f\&g})10^8 \text{ r}\cdot\text{s}^{-1}\text{T}^{-1}$ $\gamma_{p,\text{ave}} = (2.6751525^{f\&g} 99)10^8 \text{ r}\cdot\text{s}^{-1}\text{T}^{-1}$	Free precession in the field of a standard solenoid (H <sub>2</sub> O) [Fredericksburg, Va. 1958] [Washington, D.C., 1960-1967] [Gaithersburg, Md. 1968]
	$\pm 2.79276^3$	68Ha49 (69TaPa)	$\gamma_p = (2.675138^{11})10^8 \text{ r}\cdot\text{s}^{-1}\text{T}^{-1}$ $\gamma_p = (2.6751392^{f\&g} 86)10^8 \text{ r}\cdot\text{s}^{-1}\text{T}^{-1}$	Free precession in an air-core field-coil system (H <sub>2</sub> O)
	$\pm 2.792782^{18}$	68Kl02	$\omega_p/\omega_e = (15.2099441^{11})10^{-4}$ $\omega_p/\omega_e = (15.210329^9)10^{-4}$	NMR (H <sub>2</sub> O+0.2M CuSO <sub>2</sub> in cylinder); cyclotron resonance of electron
	$\pm 2.79278^3$ $\pm 2.79275$	68St27 (69TaPa)	$\gamma_p = (2.675162^{14})10^8 \text{ r}\cdot\text{s}^{-1}\text{T}^{-1}$ $\gamma_p = (2.6751349^{f\&g})10^8 \text{ r}\cdot\text{s}^{-1}\text{T}^{-1}$	Free precession in field of Helmholtz coils (H <sub>2</sub> O)
		69Te08	$\gamma_p = (2.67512)10^8 \text{ r}\cdot\text{s}^{-1}\text{T}^{-1}$	Value adopted by BIPM for spherical sample of H <sub>2</sub> O
	$\pm 2.792766^{15}$	70Wi22	$g_j(\text{H})/g_p(\text{H}) = 658.210705^j 6$	MASER (atomic H)
<b>Anti-Proton</b>				
	-1.8 <sup>12</sup>	62Bu19		Double scattering

<sup>a</sup> Includes diamagnetic correction

<sup>b</sup> Includes diamagnetic and paramagnetic corrections

<sup>c</sup> Corrected for standard BIPM ampere

<sup>d</sup> Includes corrections sent by experimenters to compilers 65Co20 or 69TaPa

<sup>e</sup> Value corrected for solution concentration, shape of holder, and shielding of electrons and neighboring molecules

<sup>f</sup> For spherical container of H<sub>2</sub>O

<sup>g</sup> In terms of NBS as-maintained Ampere

<sup>h</sup> Includes corrections for better values of "g", the acceleration of gravity, and the diamagnetic correction

<sup>i</sup> Calculated using  $\mu_e = 1.001159639\mu_B$ ,  $g_f = g_s(1 - 17.75 \text{ ppm})$ ,  $\sigma(\text{H}_2) = 26.6^3 \text{ ppm}$ ,  $\sigma(\text{H}_2\text{O}) = 26.0^3 \text{ ppm}$ , and  $\sigma(\text{oil}) = 29.7^6 \text{ ppm}$

<sup>j</sup> Calculated using  $g_j(\text{H})/g_p(\text{H}) = (g_s/g_p)(1 - 0.204 \text{ ppm})$ . See [69TaPa], page 324.

**Table B: Nuclear Moments  
by  
Paramagnetic Resonance**

### Introduction

Paramagnetic resonance provides a means of studying the Zeeman levels of a paramagnetic system which may be ionic, atomic, or molecular. The sample can be in the form of a gas, crystal, or solution. To be paramagnetic the system must have one or more electrons which are magnetically unpaired.

When the sample is placed in an external magnetic field, the interaction of the electron with the field causes a splitting of the electronic states. The interaction of the electron with the nuclear magnetic moment causes each of these states to be split again into  $2I+1$  levels (see figure 1). In practice, the sample is placed in a resonant microwave cavity in the region where the microwave magnetic field is perpendicular to the external magnetic field. The microwave frequency  $\nu_0$  is maintained constant and equal to the natural frequency of the cavity while the external field is varied slowly. When the energy difference between two levels, for which a transition is allowed, satisfies the condition  $|E_2 - E_1| = h\nu_0$ , an absorption of microwave energy is observed.

The nuclear spin  $I$  is indicated by the multiplicity ( $2I+1$ ) of the spectrum. The magnetic moment can be calculated from the spacing of the resonance lines if wavefunctions for the electrons for the appropriate atom or ion are available. The ratio of the magnetic moments of two isotopes can be determined simply from the relative splitting factors of the respective resonance patterns. If the nuclear magnetic moment of one isotope is known from a technique such as nuclear magnetic resonance, which gives a rather precise value of the magnetic moment, the moment of the second isotope can be determined from the ratio with greater accuracy than by direct calculation.

A variation of the paramagnetic resonance method for the determination of  $g_I$  is the Electron-Nuclear

Double Resonance (ENDOR) experiment described by Feher [56Fe43] and by Pipkin and Culvahouse [58Pi43]. In a strong field the ground-state energy level is split into states specified by  $m_J$  and  $m_I$ . Figure 2 represents a typical splitting for a case in which  $J=1/2$  and  $I=1$ . The transition labeled A,  $(m_J = +1/2, m_I = -1) \leftrightarrow (m_J = -1/2, m_I = -1)$ , can be induced to saturation with a strong microwave signal. The transition labeled B,  $(+1/2, 0) \leftrightarrow (+1/2, -1)$ , can be induced by an appropriate radio frequency signal, which then decreases the population of the  $(+1/2, -1)$  state and increases the microwave absorption. Similarly, the transition labeled C,  $(-1/2, -1) \leftrightarrow (-1/2, 0)$ , can be induced and detected. Since the difference between pairs of  $m_I$  transition frequencies such as these depends only upon the interaction of the nuclear moment with the external field, the nuclear  $g_I$ -value can be calculated directly.

The interaction of the nuclear quadrupole moment with an inhomogeneous electric field at the nucleus causes second-order shifts in the levels, from which the quadrupole coupling constant can be determined. The evaluation of the quadrupole moment from the coupling constant depends upon a calculation of the field inhomogeneity at the nucleus, which may be uncertain by a few percent. In addition, the nuclear electric quadrupole moment causes a polarization of the atomic core electrons (Sternheimer effect) which can affect the evaluation of the field gradient by tens of percent.

A very thorough discussion of the method and theory can be found in a recent book by Abragam and Bleaney [70Ab20]. Earlier helpful reviews include those by Low [60Lo05] and Bowers and Owen [55Bo56]. Data on observed  $g_J$  or splitting factors have been omitted intentionally since these are characteristic of the lattice as well as the nucleus in question. Paramagnetic resonance data on crystals are given by Bowers and Owen [55Bo56], Orton [59Or36] and Konig [66Ko25].

The last systematic literature search for information included in the table was in early 1971.

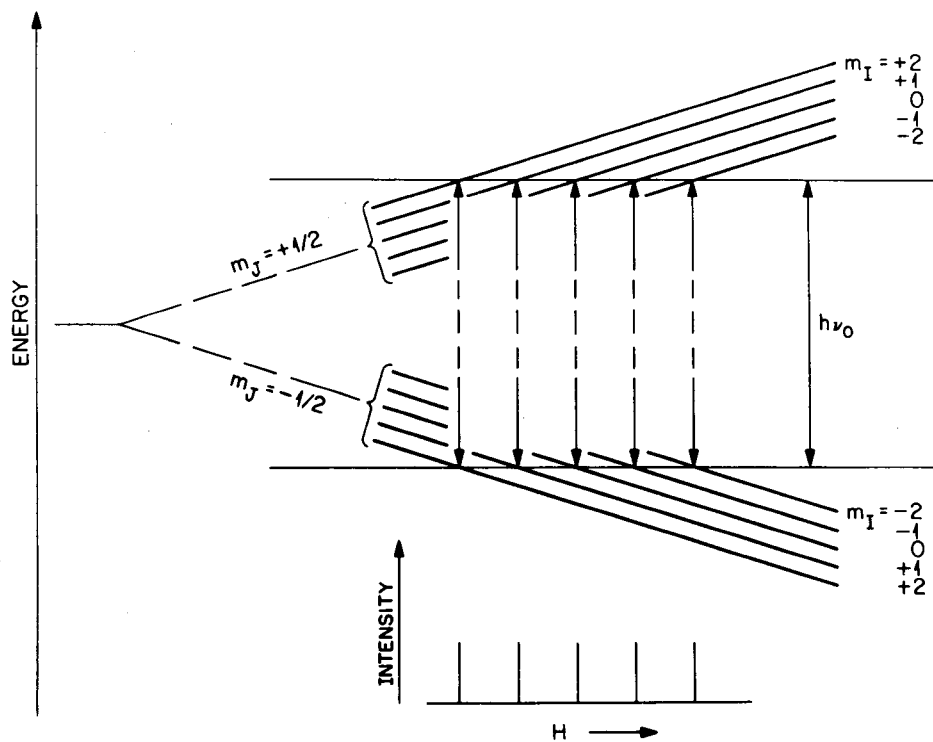


FIGURE 1. Schematic Zeeman energy level diagram for a state with  $J=1/2$ ,  $I=2$ . The applied magnetic field  $H$  increases to the right. The spectrum for the hyperfine components of an  $m_J = +1/2 \leftrightarrow -1/2$  transition is shown below.

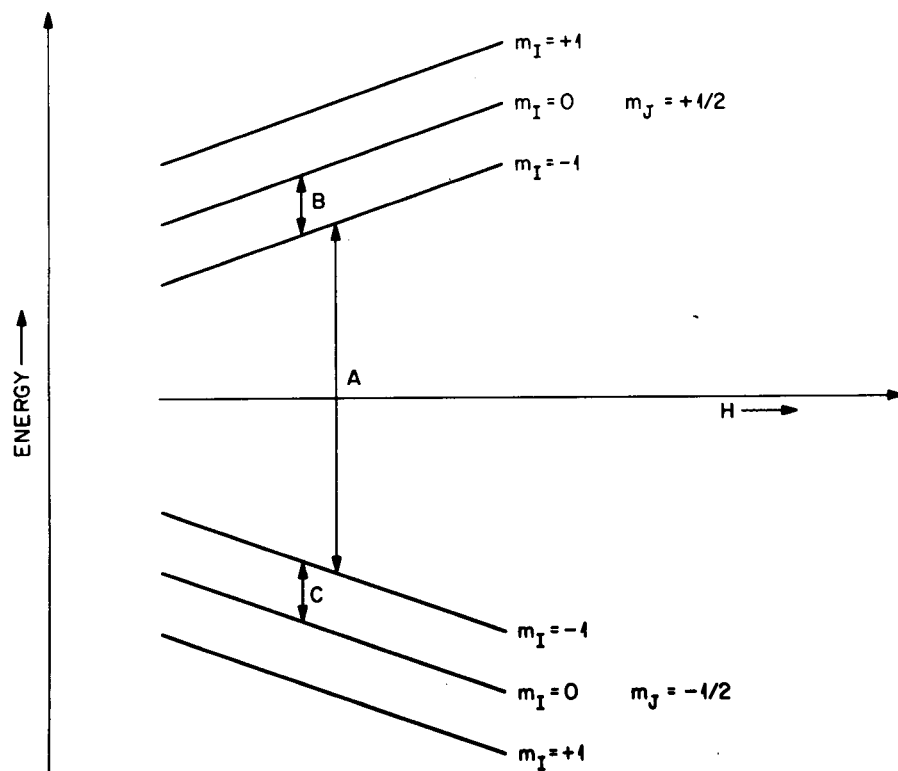


FIGURE 2. Schematic diagram of the energy levels and transitions involved in a typical ENDOR experiment. Transition A ( $\Delta m_I = \pm 1$ ) is saturated by an intense microwave signal. The application of an rf field makes possible the observation of transitions B and C ( $\Delta m_I = \pm 1$ ), from which  $g_I$  may be determined.

## Explanation of Table B

Nucleus	Chemical symbol with $Z$ - and $A$ -numbers
$T_{1/2}$	Half-life of radioactive nucleus
$I$	Nuclear spin, in units of $h/2\pi$
$\mu$	Nuclear magnetic dipole moment, in nuclear magnetons, given with diamagnetic correction. See Policies, Diamagnetic corrections, for factors used
$Q$	Nuclear electric quadrupole moment, in barns, as given by the experimenter Values marked by an asterisk, *, indicate that the experimenter has made some polarization or Sternheimer correction in computing the moment.
Refer.	Reference key
$\mu^1/\mu^2$	Ratio of the magnetic moments of the indicated pair of nuclei as determined by the relative spread of the resonance pattern or by the ratio of the magnetic interaction constants Values marked with an 'e' are determined from the $g$ -values.
Valence and Lattice	The valence of the paramagnetic ion and the chemical formula of the crystal used For diluted crystals, the chemical symbol of the element which is replaced by the element under study is italicized. The number of waters of crystallization is represented by the italicized number following the dot. Example: $ZnK_2(SO_4)_2 \cdot 6$ for $^{56}Co$ indicates that a small fraction of the Zn atoms are replaced by $^{56}Co$ atoms.

Table B: Nuclear Moments by Paramagnetic Resonance

Nucleus	$T_{1/2}$	$I$	$\mu$	$Q$	Refer.	$\mu^1/\mu^2$	Valence and Lattice
$^1\text{H}$					56W46	$\Delta\nu(^2\text{S}_{1/2})=1420.40580\ 6$ MHz	
$^{14}_7\text{N}$ $^{14}_7\text{N}$				$\pm 0.014^c$ $+0.057$ to $0.011\ddagger$	65Ev09 65Lo12		N impurity in diamond N impurity in diamond
						$\ddagger$ Depends upon choice of $q$ , the field gradient at the nucleus	
$^{17}_8\text{O}$ $^{17}_8\text{O}$ $^{17}_8\text{O}$				$-0.026^* 3$ $-0.0205^c$ $-0.0256^* 5$	57K27 62Ko22 68Sc18 (65Ha35)	$a=-219.61\ 5\text{MHz}$ $b=-10.438\ 30\text{MHz}$ $a=4.738\ 36\text{MHz}$ $b=5.199\ 90\text{MHz}$	Atomic O $^3\text{P}_2$ state $^3\text{P}_1$ state atomic $^{17}\text{O}$ gas atomic $^{17}\text{O}$ gas
$^{17}_8\text{O}$				$-0.025^* 3$	69Co12 (65Ha35)		atomic $^{17}\text{O}$ gas
$^{17}_8\text{O}$				$-0.0263^* c$	69Ke07 (65Ha35)		atomic $^{17}\text{O}$ gas
$^{17}_8\text{O}$				$-0.02578^* c$	69Sc34 (65Ha35)		
$^{19}_9\text{F}$					61Ra14	$\Delta\nu(^2\text{P}_{3/2})=4020.01\ 2\text{MHz}$	
$^{25}_{12}\text{Mg}$		5/2			57W13		MgO, irradiated
$^{31}_{15}\text{P}$ $^{31}_{15}\text{P}$		1/2	$\pm 1.133^E I$		54F41 69Se11		P doped Si $(\text{PO}_4)^{2-}$ or $(\text{PO}_3)^{2-}$ natural $\text{CaCO}_3$ crystal $^{32}\text{P}$ in Si plates
$^{32}_{15}\text{P}$	14d	1	$-0.2523^E 3$		57F32		
$^{33}_{16}\text{S}$		$3/2^E$			65Lu06		1+ S doped Si
$^{47}_{22}\text{Ti}$ $^{47}_{22}\text{Ti}$ $^{47}_{22}\text{Ti}$ $^{47}_{22}\text{Ti}$ $^{47}_{22}\text{Ti}$ $^{49}_{22}\text{Ti}$ $^{49}_{22}\text{Ti}$ $^{49}_{22}\text{Ti}$		5/2 5/2 5/2 7/2 7/2			61Ga16 62Mc05 62Wa03 68Lo05 61Ga16 62Mc05 62Wa03	$^{47}/_{49}=1.400\ I$	3+ $^{47}\text{Ti}_2(\text{SO}_4)_3$ 3+ Al acetylacetonate 3+ $\text{TiCl}_3$ 3+ $\text{CaF}_2$ 3+ $^{49}\text{Ti}_2(\text{SO}_4)_3$ 3+ Al acetylacetonate 3+ $\text{TiCl}_3$
$^{49}_{23}\text{V}$ $^{50}_{23}\text{V}$ $^{50}_{23}\text{V}$ $^{51}_{23}\text{V}$ $^{51}_{23}\text{V}$	330d >40Jy >40Jy	$7/2^P$ 6 6 7/2 7/2	$\pm 4.5^P$ $\pm 3.34\ I$ $\pm 3.346\ 8$		57W17 52B63 53K41 51B43 52B63	$^{50}/_{51}=0.651\ 2$ $^{50}/_{51}=0.6501\ 14$	4+ V-cupferron chelate 2+ $\text{K}_4\text{Fe}(\text{CN})_6 \cdot 3$ 2+ $\text{Zn}(\text{NH}_4)_2(\text{SO}_4)_2 \cdot 6$ 2+ $\text{Zn}(\text{NH}_4)_2(\text{SO}_4)_2 \cdot 6$ 2+ $\text{K}_4\text{Fe}(\text{CN})_6 \cdot 3$
$^{53}_{24}\text{Cr}$ $^{53}_{24}\text{Cr}$ $^{53}_{24}\text{Cr}$		3/2	$\pm 0.58$ $\pm 0.475$		52B66 57L50 61Te01		3+ $\text{K}_3\text{Co}(\text{CN})_6$ 3+ $\text{MgO}$ 3+ $\text{Al}_2\text{O}_3$
						$\ddagger$ Magnitude and even sign may be wrong, from comparison of hyperfine fields and electric field gradients for impurities in corundum [63La16]	
$^{53}_{24}\text{Cr}$				$< +0.05^{\text{Ec}}$ $\sim 0.024^c$	64Ar23		3+ $\text{Al}_2\text{O}_3$
$^{53}_{24}\text{Cr}$			$-0.4735^E \ddagger 4$		67Wo04		3+ $\text{MgO}$ at 4.2°K
						$\ddagger$ Includes estimated paramagnetic correction	

Table B: Nuclear Moments by Paramagnetic Resonance – Continued

Nucleus	$T_{1/2}$	$I$	$\mu$	$Q$	Refer.	$\mu^1/\mu^2$	Valence and Lattice
<sup>52</sup> <sub>25</sub> Mn	5.7d	6	$\pm 2.97\ 15$		61Je04	<sup>52</sup> / <sub>55</sub> =0.86 4	2+ La <sub>2</sub> Mg <sub>3</sub> (NO <sub>3</sub> ) <sub>12</sub> • 24
<sup>53</sup> <sub>25</sub> Mn	2My	7/2	$\pm 5.018\ 7$		56D45	<sup>53</sup> / <sub>55</sub> =1.455 2	2+ powdered SrCl <sub>2</sub>
<sup>54</sup> <sub>25</sub> Mn	290d	3	$\pm 3.28\ 6$		61Je04	<sup>54</sup> / <sub>55</sub> =0.952 18	2+ La <sub>2</sub> Mg <sub>3</sub> (NO <sub>3</sub> ) <sub>12</sub> • 24
<sup>55</sup> <sub>25</sub> Mn		5/2			51B30		2+ ZnSiF <sub>6</sub> • 6
<sup>55</sup> <sub>25</sub> Mn			$\pm 3.469^E\ 6$		60Lu02		1- Mn in Si
<sup>55</sup> <sub>25</sub> Mn				$\pm 0.20\ 4$	60Sc17		3+ K <sub>2</sub> CrO <sub>4</sub> crystal
<sup>55</sup> <sub>25</sub> Mn			$\pm 3.4$		65Ik01		2+ Mn doped BaTiO <sub>3</sub>
<sup>55</sup> <sub>25</sub> Mn			$+ 3.4486\ 15$		67Dy02		2+ MgO at 4.2°K
<sup>55</sup> <sub>25</sub> Mn			$+ 3.444^E\ 6$		67Es04		2+ MgO
<sup>55</sup> <sub>25</sub> Mn			$\pm 3.4502^E\ 23$		67Mi04	$\gamma/2\pi=10.500\ 7$ kHz/gauss	2+ CaWO <sub>4</sub> , CaO, ZnS
<sup>57</sup> <sub>26</sub> Fe		1/2			57G16		3+ FeCl <sub>3</sub> and Borax
<sup>57</sup> <sub>26</sub> Fe		1/2			58L64		Fe doped Si
<sup>57</sup> <sub>26</sub> Fe			$+ 0.0905^E\ 7$		60Lu02		0 Fe doped Si
<sup>57</sup> <sub>26</sub> Fe			$+ 0.09042^E\ 7$		65Lo11		3+ Fe <sub>2</sub> O <sub>3</sub> diffused in MgO
<sup>57</sup> <sub>26</sub> Fe			$\pm 0.09054^E\ 15$		70Ca15		3+ natural Fe impurity in CaO
<sup>56</sup> <sub>27</sub> Co	77d	4	$\pm 3.822\ 15$		56B69	<sup>56</sup> / <sub>59</sub> =0.828 3	2+ ZnK <sub>2</sub> (SO <sub>4</sub> ) <sub>2</sub> • 6
<sup>56</sup> <sub>27</sub> Co	77d	4	$\pm 3.831\ 12$		56J06	<sup>59</sup> / <sub>56</sub> =1.205 2	2+ ZnK <sub>2</sub> (SO <sub>4</sub> ) <sub>2</sub> • 6
<sup>57</sup> <sub>27</sub> Co	270d	7/2	$\pm 4.62\ 4$		56B69	<sup>57</sup> / <sub>59</sub> =1.00 1	2+ ZnK <sub>2</sub> (SO <sub>4</sub> ) <sub>2</sub> • 6
<sup>58</sup> <sub>27</sub> Co	71d	1,2?	$\pm 4.032\ 14$		57D38	<sup>58</sup> / <sub>59</sub> =0.8734 24 <sup>58</sup> / <sub>60</sub> =1.0645 20	2+ ZnK <sub>2</sub> (SO <sub>4</sub> ) <sub>2</sub> • 6
<sup>59</sup> <sub>27</sub> Co		7/2			51B38		2+ Zn(NH <sub>4</sub> ) <sub>2</sub> (SO <sub>4</sub> ) <sub>2</sub> • 6
<sup>60</sup> <sub>27</sub> Co	5.3y	5	$\pm 3.781\ 11$		56D08	<sup>60</sup> / <sub>59</sub> =0.8191 16	2+ Zn(NH <sub>4</sub> ) <sub>2</sub> (SO <sub>4</sub> ) <sub>2</sub> • 6
<sup>60</sup> <sub>27</sub> Co	5.3y		$\pm 3.787\ 18$		57D38	<sup>58</sup> / <sub>60</sub> =1.0645 20	2+ ZnK <sub>2</sub> (SO <sub>4</sub> ) <sub>2</sub> • 6
<sup>61</sup> <sub>28</sub> Ni		3/2			58W52		Ni, As doped Ge
<sup>61</sup> <sub>28</sub> Ni			$\pm 0.9^c$		62Be15		2+ Ni doped Ge
<sup>61</sup> <sub>28</sub> Ni			$\pm 0.748^E\ 7$		63Lo05		Ni doped MgO 2+ Al <sub>2</sub> O <sub>3</sub>
<sup>63</sup> <sub>29</sub> Cu				$\pm 0.11$	51A28		2+ Tutton salts
<sup>63</sup> <sub>29</sub> Cu				$- 0.16\ 3$	55B21		2+ La <sub>2</sub> Mg <sub>3</sub> (NO <sub>3</sub> ) <sub>12</sub> • 24
<sup>63</sup> <sub>29</sub> Cu					63BI27	$A^{63}/A^{65}=0.933559^E\ 7$	3+ Al <sub>2</sub> O <sub>3</sub>
<sup>63</sup> <sub>29</sub> Cu					68Ma22	<sup>63</sup> / <sub>65</sub> =0.9328 8	2+ Mg(C <sub>2</sub> H <sub>3</sub> O <sub>2</sub> ) <sub>2</sub>
<sup>63</sup> <sub>29</sub> Cu				$- 0.15\ 2$	69Ri07		2+ ZnWO <sub>4</sub>
<sup>65</sup> <sub>29</sub> Cu				$\pm 0.11$	51A28		2+ Tutton salts
<sup>65</sup> <sub>29</sub> Cu				$- 0.15\ 3$	55B21		2+ La <sub>2</sub> Mg <sub>3</sub> (NO <sub>3</sub> ) <sub>12</sub> • 24
<sup>65</sup> <sub>25</sub> Cu					67Ga03	<sup>65</sup> / <sub>63</sub> =1.063 2	2+ doped ZnWO <sub>4</sub> crystal
<sup>65</sup> <sub>29</sub> Cu				$0.14\ 2$	69Ri07		2+ ZnWO <sub>4</sub>
<sup>75</sup> <sub>33</sub> As		3/2			54F41		As doped Si
<sup>76</sup> <sub>33</sub> As	26.5h	2(1?)	$- 0.903\ 5$		58P43	<sup>76</sup> / <sub>75</sub> =-0.6293 4	As doped Si
<sup>87</sup> <sub>38</sub> Sr		9/2		$+ 0.154$	65Cu05		n irradiated SrO crystal
<sup>93</sup> <sub>41</sub> Nb			$\pm 6.17\ 16$		69Ki19		4+ CaWO <sub>4</sub>
<sup>95</sup> <sub>42</sub> Mo		5/2			56O04		5+ K <sub>3</sub> (InCl <sub>6</sub> )• 2
<sup>97</sup> <sub>42</sub> Mo		5/2			56O04		5+ K <sub>3</sub> (InCl <sub>6</sub> )• 2
<sup>99</sup> <sub>43</sub> Tc	210ky	9/2			58L62		4+ K <sub>2</sub> PtCl <sub>6</sub> crystal
<sup>99</sup> <sub>44</sub> Ru		5/2			52G19	<sup>101</sup> / <sub>99</sub> =1.09 3	3+ Co(NH <sub>3</sub> ) <sub>6</sub> Cl <sub>3</sub>
<sup>99</sup> <sub>44</sub> Ru					68Ya06	<sup>101</sup> / <sub>99</sub> =1.12	3+ TiO <sub>2</sub> (4.2°K)
<sup>101</sup> <sub>44</sub> Ru		5/2			52G19		3+ Co(NH <sub>3</sub> ) <sub>6</sub> Cl <sub>3</sub>

Table B: Nuclear Moments by Paramagnetic Resonance — Continued

Nucleus	$T_{1/2}$	$I$	$\mu$	$Q$	Refer.	$\mu^1/\mu^2$	Valence and Lattice
$^{110m}_{47}\text{Ag}$	253d	6	$\pm 3.55 \pm 4$		66Ea01		2+ [(iso-C <sub>3</sub> H <sub>7</sub> ) <sub>2</sub> NCS <sub>2</sub> ]Ag
							‡Includes $\Delta$ (hfs anomaly) correction=(3.7 10)%
$^{119}_{50}\text{Sn}$					67Su06	$^{119}_{117}=1.046\ 2$	3+ Sn doped ZnS
$^{121}_{51}\text{Sb}$	2.8d	2	$\pm 3.3600^E\ 17$		58E03	$^{121}_{123}=1.31437\ 6$	Sb doped Si
$^{122}_{51}\text{Sb}$			$-1.904^E\ 20$		58P45	$^{122}_{121}=-0.5678\ 4$	Sb doped Si
$^{123}_{51}\text{Sb}$			$\pm 2.5484^E\ 10$		58E03		Sb doped Si
$^{141}_{58}\text{Ce}$	33d	7/2	$\pm 0.89\ 9$		57K13		3+ $\text{La}_2\text{Mg}_3(\text{NO}_3)_{12} \cdot 24$
$^{141}_{58}\text{Ce}$	33d		$\pm 1.18^c\ 12$		62Li06		
$^{141}_{58}\text{Ce}$	33d		$\pm 0.968^c\ 30$		63Bl25		
$^{141}_{59}\text{Pr}$		5/2			51D28		3+ $\text{PrCl}_3 \cdot 7$
$^{141}_{59}\text{Pr}$		5/2	$\pm 3.94\ 20$		58B35		3+ $\text{Y}(\text{C}_2\text{H}_5\text{SO}_4)_3 \cdot 9$
$^{141}_{59}\text{Pr}$		5/2	$\pm 4.6$		58Hu17		3+ $\text{LaCl}_3$
$^{141}_{59}\text{Pr}$			$\pm 4.0^c$		62Fr14		
$^{141}_{59}\text{Pr}$			$\pm 5.1^c\ 3$		62Li06		
					(58B35)		
$^{141}_{59}\text{Pr}$			$\pm 4.24^c\ 10$		63Bl25		
$^{143}_{60}\text{Nd}$		7/2	$\pm 1.04$	$\pm < 1$	55Bl51	$^{143}_{145}=\pm 1.6083\ 12$	3+ $\text{La}(\text{C}_2\text{H}_5\text{SO}_4)_3 \cdot 9$
$^{143}_{60}\text{Nd}$		7/2			57K13	$^{143}_{145}=\pm 1.614\ 2$	3+ $\text{La}_2\text{Mg}_3(\text{NO}_3)_{12} \cdot 24$
$^{143}_{60}\text{Nd}$		7/2	$\pm 1.1$		58Hu17		3+ $\text{LaCl}_3$
$^{143}_{60}\text{Nd}$			$\pm 0.99^c$		62Fr14		
$^{143}_{60}\text{Nd}$			$-1.086^E\ 60$	$+0.0206\ 30$	62Ha29		3+ $\text{LaCl}$
$^{143}_{60}\text{Nd}$			$\pm 1.24^c\ 20$		62Li06		
					(55Bl51)		
$^{143}_{60}\text{Nd}$			$\pm 1.10\ 10$		66Er08	$^{143}_{145}=1.60892\ 10$	3+ $\text{LaCl}_3$ at 14.4°K; $H_0=0$
						$=1.60886\ 29$	3+ $\text{La}(\text{C}_2\text{H}_5\text{SO}_4)_3 \cdot 9$ at 4°K;
						$Q^{143}/Q^{145}=-\pm 1.45\ 65$	$H_0=0$
							‡Some confusion of signs in paper
$^{145}_{60}\text{Nd}$		7/2	$\pm 0.64$	$\pm < 1$	55Bl51		3+ $\text{La}(\text{C}_2\text{H}_5\text{SO}_4)_3 \cdot 9$
$^{145}_{60}\text{Nd}$		7/2	$\pm 0.7$		58Hu17		3+ $\text{LaCl}_3$
$^{145}_{60}\text{Nd}$			$+0.675^E\ 40$	$+0.0105\ 20$	62Ha29	$^{143}_{145}=+1.60883\ 4$	3+ $\text{LaCl}$
						$Q^{143}/Q^{145}=+1.96\ 2$	
$^{145}_{60}\text{Nd}$			$\pm 0.77^c\ 20$		62Li06		
					(55Bl51)		
$^{145}_{60}\text{Nd}$			$\pm 0.68\ 7$		66Er08		3+ $\text{LaCl}_3; H_0=0$
							3+ $\text{La}(\text{C}_2\text{H}_5\text{SO}_4)_3 \cdot 9; H_0=0$
$^{147}_{60}\text{Nd}$	11d	5/2	$\pm 0.56\ 6$		57K13	$^{143}_{147}=\pm 1.844\ 2$	3+ $\text{La}_2\text{Mg}_3(\text{NO}_3)_{12} \cdot 24$
$^{147}_{60}\text{Nd}$	11d		$\pm 0.589\ 30$		62Ha29	( $^{143}_{147}=1.844\ 2$ )	
$^{147}_{60}\text{Nd}$	11d		$\pm 0.67^c\ 7$		62Li06		
$^{147}_{61}\text{Pm}$	2.6y	7/2	$\pm 3.0\ 3$		61St18		3+ $\text{La}(\text{C}_2\text{H}_5\text{SO}_4)_3 \cdot 9$
$^{147}_{61}\text{Pm}$	2.6y		$\pm 2.55^c\ 6$		63Bl25		
$^{147}_{62}\text{Sm}$		7/2			52B21	$^{147}_{149}=\pm 1.222\ 8$	3+ $\text{La}(\text{C}_2\text{H}_5\text{SO}_4)_3 \cdot 9$
$^{147}_{62}\text{Sm}$			$\pm 0.83\ 15$	$\pm < 0.7$	55Bl51		3+ $\text{La}(\text{C}_2\text{H}_5\text{SO}_4)_3 \cdot 9$
$^{147}_{62}\text{Sm}$		7/2	$\pm 0.86$		58Hu17		3+ $\text{LaCl}_3$
$^{147}_{62}\text{Sm}$			$\pm 0.85^c$		62Fr14		
$^{147}_{62}\text{Sm}$			$\pm 1.04^c\ 18$		62Li06		
					(55Bl51)		
			$\pm 0.812^c\ 22$		63Bl25		
$^{147}_{62}\text{Sm}$		7/2			52B21		3+ $\text{La}(\text{C}_2\text{H}_5\text{SO}_4)_3 \cdot 9$
$^{149}_{62}\text{Sm}$			$\pm 0.68\ 10$	$\pm < 0.7$	55Bl51		3+ $\text{La}(\text{C}_2\text{H}_5\text{SO}_4)_3 \cdot 9$
$^{149}_{62}\text{Sm}$		7/2	$\pm 0.75$		58Hu17		3+ $\text{LaCl}_3$



Table B: Nuclear Moments by Paramagnetic Resonance – Continued

Nucleus	$T_{1/2}$	$I$	$\mu$	$Q$	Refer.	$\mu^1/\mu^2$	Valence and Lattice
$^{149}_{62}\text{Sm}$			$\pm 0.85^\circ 15$		62Li06 (55Bl51)		
$^{149}_{62}\text{Sm}$			$\pm 0.656^\circ 18$		63Bl25		
$^{151}_{63}\text{Eu}$		5/2			55B16	$^{151}/_{153} = \pm 2.24 3$	2+ SrS phosphor
$^{151}_{63}\text{Eu}$					57A05	$^{151}/_{153} = \pm 2.264 6$	2+ KCl powder
$^{151}_{63}\text{Eu}$		5/2			57M19	$^{151}/_{153} = +2.24$	2+ SrS•Eu
$^{151}_{63}\text{Eu}$			$+3.465^E 2$		62Ba12	$^{151}/_{153} = 2.2632^E 26$	2+ CaF <sub>2</sub>
$^{151}_{63}\text{Eu}$						$^{151}/_{153} = 2.25313 15$	
$^{151}_{63}\text{Eu}$					69Ab12	$^{151}/_{153} = 2.263 14$	2+ ThO <sub>2</sub> at <77°K
$^{151}_{63}\text{Eu}$			$+3.468\ddagger^E 2$		70Ki13	$Q^{151}/Q^{153} = 0.391 8$ $^{151}/_{153} = 2.266^E 5$ $A^{151}/A^{153} = 2.2533 3$ $Q^{151}/Q^{153} = 0.39198 12$	2+ CaWO <sub>4</sub>
<p>‡Spherical average; <math>g_{\parallel}</math> anisotropic.                      Note: Assuming a linear dependence of <math>g</math> and <math>g_{\parallel}</math> on <math>Q_0^{\circ}</math>, the spherical average quadrupole coupling, they get  <math>g = 2.0027</math> and <math>\mu_{cor} = 3.454</math>                      at <math>Q_0^{\circ} = 0</math>.</p>							
$^{152}_{63}\text{Eu}$	13y	3	$\pm 1.93 2$		57A05	$^{152}/_{151} = \pm 0.5574 60$	2+ KCl powder
$^{152}_{63}\text{Eu}$	13y	3	$\pm 1.96 2$		57M19	$^{151}/_{152} = \pm 1.77 2$	2+ SrS•Eu
$^{153}_{63}\text{Eu}$		5/2	$\pm 1.55 2$		55B16	$^{151}/_{153} = 2.24 3$	2+ SrS phosphor
$^{153}_{63}\text{Eu}$			$+1.531^E 2$		62Ba12		2+ CaF <sub>2</sub>
$^{153}_{63}\text{Eu}$			$+1.531\ddagger^E 3$		70Ki13		
$^{154}_{63}\text{Eu}$	16y	3	$\pm 2.000 6$		57A05	‡Spherical average; $g_{\parallel}$ anisotropic. $^{154}/_{153} = \pm 1.308 4$	2+ KCl powder
$^{155}_{64}\text{Gd}$		3/2	$\pm 0.23 2$		56L29	$^{155}/_{157} = \pm 0.75 7$	3+ Bi <sub>2</sub> Mg <sub>3</sub> (NO <sub>3</sub> ) <sub>12</sub> •24
$^{155}_{64}\text{Gd}$		3/2	$\pm 0.240 4$		57M55	$^{155}/_{157} = \pm 0.736 12$	3+ SrS• <sup>155</sup> Gd
$^{155}_{64}\text{Gd}$					59L63	$^{155}/_{157} = \pm 0.7495 45$	3+ ThO <sub>2</sub> •Cd
$^{155}_{64}\text{Gd}$			$\pm 0.28^\circ 4$		60He17	$^{155}/_{157} = \pm 0.763 6$	3+ CaWO <sub>4</sub>
$^{155}_{64}\text{Gd}$			$-0.254 3$		65Hu14	$(^{155}/_{157} = 0.7495 45)$	3+ ThO <sub>2</sub>
$^{155}_{64}\text{Gd}$					67Ma56	$^{155}/_{157} = 0.7628 8$	3+ ThO <sub>2</sub> crystal
$^{155}_{64}\text{Gd}$					68Ma48	$^{155}/_{157} = 0.7624 10$	3+ CaCO <sub>3</sub>
$^{155}_{64}\text{Gd}$			$-0.2585^E 6$		69Ba15	$^{155}/_{157} = 0.7633^E 45$ $A^{155}/A^{157} = 0.7621 5$ $Q^{155}/Q^{157} = 0.94 1$	3+ CeO <sub>2</sub> crystal
$^{155}_{64}\text{Gd}$					70Ra42	$^{151}\text{Eu}/^{157}\text{Gd} = \pm 11.3$	3+ YPO <sub>4</sub> crystal
$^{157}_{64}\text{Gd}$		3/2	$\pm 0.306\ddagger$		56L29		3+ Bi <sub>2</sub> Mg <sub>3</sub> (NO <sub>3</sub> ) <sub>12</sub> •24
$^{157}_{64}\text{Gd}$						‡Used $\mu(^{151}\text{Eu})_{uncorrected} = 3.440 1$	
$^{157}_{64}\text{Gd}$		3/2	$\pm 0.327\ddagger 1$		57M55	$^{151}\text{Eu}/^{157}\text{Gd} = \pm 10.60 3$	3+ SrS• <sup>157</sup> Gd
$^{157}_{64}\text{Gd}$						‡Used $\mu(^{151}\text{Eu})_{uncorrected} = 3.440 1$	
$^{157}_{64}\text{Gd}$			$\pm 0.38^\circ 5$		63Bl25		
$^{157}_{64}\text{Gd}$			$-0.339^E 3$		65Hu14		3+ ThO <sub>2</sub> crystal
$^{157}_{64}\text{Gd}$			$-0.3381^E 6$		69Ba15		3+ CeO <sub>2</sub> crystal
$^{157}_{64}\text{Gd}$			$-0.3395^E 6$				3+ ThO <sub>2</sub>
$^{157}_{65}\text{Tb}$	>30y	[3/2]	$\pm 2.0 1$		68Ea04		3+ Y(C <sub>2</sub> H <sub>5</sub> SO <sub>4</sub> ) <sub>3</sub> •9
$^{158}_{65}\text{Tb}$	150y	3	$\pm 1.753 7$	+2.7 5	68Ea04		3+ Y(C <sub>2</sub> H <sub>5</sub> SO <sub>4</sub> ) <sub>3</sub> •9
$^{159}_{65}\text{Tb}$		3/2	$\pm 1.52 8$		58B35		3+ Y(C <sub>2</sub> H <sub>5</sub> SO <sub>4</sub> ) <sub>3</sub> •9
$^{159}_{65}\text{Tb}$		3/2	$\pm 1.5$		58Hu17		3+ LaCl <sub>3</sub>
$^{159}_{65}\text{Tb}$			$\pm 1.90^\circ$		62Li06 (58B35)		
$^{159}_{65}\text{Tb}$			$\pm 1.90^\circ 5$		63Bl25		
$^{159}_{65}\text{Tb}$			$\pm 1.6 2$		63Lo07	Used $\langle r^{-3} \rangle$ of Lindgren	3+ CaF <sub>2</sub>
$^{159}_{65}\text{Tb}$			$+2.008^E 4$		65Ba49		4+ ThO <sub>2</sub>
$^{160}_{65}\text{Tb}$	72d		$\pm 1.697 8$	+3.0 5	68Ea04		3+ Y(C <sub>2</sub> H <sub>5</sub> SO <sub>4</sub> ) <sub>3</sub> •9

Table B: Nuclear Moments by Paramagnetic Resonance — Continued

Nucleus	$T_{1/2}$	$I$	$\mu$	$Q$	Refer.	$\mu^1/\mu^2$	Valence and Lattice
$^{161}_{66}\text{Dy}$		5/2	-?0.37 4	+?1.1 4	58P11	$^{163}_{161} = -1.39 2$ $Q^{163}/Q^{161} = +1.18 15$	3+ $\text{La}_2\text{Mg}_3(\text{NO}_3)_{12} \cdot 24$
$^{161}_{66}\text{Dy}$			$\pm 0.46^\circ 5$		62Li06		
$^{161}_{66}\text{Dy}$			$\pm 0.455^\circ 10$	+1.35 <sup>c</sup> 30	63Bl25		
$^{161}_{66}\text{Dy}$			-?0.46 <sup>c</sup> 4		65Of03		3+ $\text{La}_2\text{Mg}_3(\text{NO}_3)_{12} \cdot 24$
$^{161}_{66}\text{Dy}$			-0.472 <sup>c</sup> 12		68Mu01		
$^{163}_{66}\text{Dy}$		5/2	+?0.51 6	+?1.3 4	58P11		3+ $\text{La}_2\text{Mg}_2(\text{NO}_3)_{12} \cdot 24$
$^{163}_{66}\text{Dy}$			$\pm 0.65^\circ 8$		62Li06		
$^{163}_{66}\text{Dy}$			+0.635 <sup>c</sup> 14	+1.62 <sup>c</sup> 40	63Bl25		
$^{165}_{67}\text{Ho}$		7/2	+3.31 17	+0.7 7	58B35		3+ $\text{Y}(\text{C}_2\text{H}_5\text{SO}_4)_3 \cdot 9$
$^{165}_{67}\text{Ho}$		7/2	$\pm 3.4$		58Hu17		3+ $\text{LaCl}_3$
$^{165}_{67}\text{Ho}$			$\pm 3.5^\circ$		62Fr14		
$^{165}_{67}\text{Ho}$			$\pm 4.1^\circ$		62Li06		
$^{165}_{67}\text{Ho}$					(58B35)		
$^{165}_{67}\text{Ho}$			+4.03 <sup>c</sup> 15		63Bl25		
$^{167}_{68}\text{Er}$		7/2			51B09		3+ $\text{La}(\text{C}_2\text{H}_5\text{SO}_4)_3 \cdot 9$
$^{167}_{68}\text{Er}$			$\pm 0.48$	$\pm 9.4$	55Bl51		3+ $\text{La}(\text{C}_2\text{H}_5\text{SO}_4)_3 \cdot 9$
$^{167}_{68}\text{Er}$		7/2	$\pm 0.11$		58Hu17		3+ $\text{LaCl}_3$
$^{167}_{68}\text{Er}$				$\pm 4^* \text{c}$	58Mu08		
$^{167}_{68}\text{Er}$			$\pm 0.50^\circ$		62Fr14		
$^{167}_{68}\text{Er}$			$\pm 0.58^\circ$		62Li06		
$^{167}_{68}\text{Er}$					(55Bl51)		
$^{167}_{68}\text{Er}$			$\pm 0.563^\circ 6$		63Bl25		
$^{167}_{68}\text{Er}$			$\pm 0.56 5$		63Ra24		3+ $\text{CaF}_2$ crystal
$^{167}_{68}\text{Er}$			$\pm 0.56$		65Ab01		3+ $\text{Er}_2\text{O}_3$ doped $\text{ThO}_2$ crystal
$^{167}_{68}\text{Er}$				+3.0 4	66Be25	$\mu/Q < 0$	3+ $\text{MgO}$
$^{169}_{69}\text{Tm}$		1/2	$\pm 0.24 1$		61Ha37		3+ Tm doped $\text{CaF}_2$
$^{169}_{69}\text{Tm}$		1/2	$\pm 0.23 2$		63Lo07	Used $\langle r^{-3} \rangle$ of Lindgren	2+ $\text{CaF}_2$
$^{169}_{69}\text{Tm}$			$\pm 0.2364^E 3$		65Be34		2+ $\text{CaF}_2$
						$\ddagger g_1$ corrected for admixture of $\Gamma_8$ -excited state to $\Gamma_7$ -ground state	
$^{171}_{70}\text{Yb}$		1/2	$\pm 0.43 5$		56C21	$^{173}_{171} = \pm 1.39 1$	3+ $\text{Y}(\text{CH}_3\text{COO})_3 \cdot 4$
$^{171}_{70}\text{Yb}$		1/2	$\pm 0.41 5$		60Lo01	$^{173}_{171} = 1.3749 50$	3+ $\text{CaF}_2$ ; site I
$^{171}_{70}\text{Yb}$			$\pm 0.52^\circ 6$		62Li06		
$^{171}_{70}\text{Yb}$					(56C21)		
$^{171}_{70}\text{Yb}$			$\pm 0.52 5$		63Lo07,	Used $\langle r^{-3} \rangle$ of Lindgren	3+ $\text{CaF}_2$ ; site II
$^{171}_{70}\text{Yb}$					62Lo08		
$^{171}_{70}\text{Yb}$			$\pm 0.50$		65Ab01		3+ Yb doped $\text{ThO}_2$
$^{171}_{70}\text{Yb}$					69Ba10	$A^{171}/A^{173} = -3.6302^E 4$	3+ $\text{CaF}_2$
$^{173}_{70}\text{Yb}$		5/2	$\pm 0.60 5$		56C21		3+ $\text{Y}(\text{CH}_3\text{COO})_3 \cdot 4$
$^{173}_{70}\text{Yb}$		5/2	$\pm 0.57 5$		60Lo01		3+ $\text{CaF}_2$ ; site I
$^{173}_{70}\text{Yb}$			$\pm 0.63^\circ$		62Fr14		
$^{173}_{70}\text{Yb}$			$\pm 0.72^\circ 7$		62Li6		
$^{173}_{70}\text{Yb}$					(56C21)		
$^{173}_{70}\text{Yb}$			$\pm 0.70 5$	$\pm 2.6 2$	63Lo07,	$^{173}_{171} = 1.362$	3+ $\text{CaF}_2$ ; site II
$^{173}_{70}\text{Yb}$					62Lo08	Used $\langle r^{-3} \rangle$ of Lindgren	
$^{173}_{70}\text{Yb}$			$\pm 0.68$		65Ab01	$^{173}_{171} = 1.378 3$	3+ Yb doped $\text{ThO}_2$
$^{173}_{70}\text{Yb}$					66Ti04	$^{173}_{171} = 1.383 8$	3+ (Yb+P) doped ZnTe
$^{173}_{70}\text{Yb}$					68Re06	$^{173}_{171} = 1.378 2$	3+ $\text{SrCl}_2$

Table B: Nuclear Moments by Paramagnetic Resonance — Continued

Nucleus	$T_{1/2}$	$I$	$\mu$	$Q$	Refer.	$\mu^1/\mu^2$	Valence and Lattice
<sup>191</sup> <sub>77</sub> Ir			+0.147 <sup>E</sup> 8		69Da11	<sup>191</sup> / <sub>193</sub> =0.9165 3	4+ (NH <sub>4</sub> ) <sub>2</sub> PtCl <sub>6</sub> at 4°K
<sup>191</sup> <sub>77</sub> Ir					70Su11	<sup>191</sup> / <sub>193</sub> =0.936 26	4+ IrCl <sub>4</sub> in MgO at 77°K, irradiated
<sup>193</sup> <sub>77</sub> Ir			+0.163 <sup>E</sup> 6		69Da11	$Q^{193}/Q^{191}=+0.92 9$	4+ (NH <sub>4</sub> ) <sub>2</sub> PtCl <sub>6</sub> at 4°K
<sup>197</sup> <sub>79</sub> Au			+0.1453 <sup>E</sup> 4		60Wo02		0 (Cr,Au) doped Si
<sup>231</sup> <sub>91</sub> Pa	34ky	3/2			60Ky1		4+ PaCl <sub>4</sub> in Cs <sub>2</sub> ZrCl <sub>6</sub>
<sup>231</sup> <sub>91</sub> Pa	34ky	3/2	±1.98 <sup>E</sup> 2		61Ax1		4+ Cs <sub>2</sub> ZrCl <sub>6</sub> crystal
<sup>233</sup> <sub>92</sub> U	162ky	5/2	±0.54	±3.5 7	57D40	<sup>235</sup> / <sub>233</sub> =±0.651 2 $Q^{235}/Q^{233}=±1.17 20$ $\mu/Q=±0.152 15$	3+ LaCl <sub>3</sub>
<sup>235</sup> <sub>92</sub> U	710My	7/2	±0.38 or ±0.31		56H26		3+ LaCl <sub>3</sub>
<sup>235</sup> <sub>92</sub> U	710My		+?0.35	-?3.8 8	56Bl29		3+ LaCl <sub>3</sub> and <sup>235</sup> UCl <sub>3</sub>
<sup>235</sup> <sub>92</sub> U	710My		±0.35	±4.1	57D40	<sup>235</sup> / <sub>233</sub> =0.651 2	3+ LaCl <sub>3</sub>
<sup>237</sup> <sub>93</sub> Np	2.1My	5/2	±6.0 25		54B73		(NpO <sub>2</sub> ) <sup>2+</sup> UO <sub>2</sub> Rb(NO <sub>3</sub> ) <sub>3</sub>
<sup>237</sup> <sub>93</sub> Np	2.1My		±2.70‡		60Hu14	‡Used $\langle r^{-3} \rangle = 50 \times 10^{24} \text{ cm}^{-3}$	UF <sub>6</sub> ; NpF <sub>6</sub>
<sup>237</sup> <sub>93</sub> Np	2.1My		±3.2 <sup>c</sup> 9 or ±2.6 <sup>c</sup> ‡ 7		65Ei05	‡Using $\langle r^{-3} \rangle = 50 \times 10^{24} \text{ cm}^{-3}$	Rb(NpO <sub>2</sub> )(NO <sub>3</sub> ) <sub>3</sub>
<sup>237</sup> <sub>93</sub> Np	2.1My		±2.1 4		69Le11		(NpO <sub>2</sub> ) <sup>2+</sup>
<sup>239</sup> <sub>93</sub> Np	2.3d	>1/2	±2.9 6		58A18	$B/P < 0$ $A/P < 0$	Cs <sub>2</sub> UO <sub>2</sub> Cl <sub>4</sub> at 4°K Cs <sub>2</sub> UO(NO <sub>3</sub> ) <sub>3</sub> at 4°K
<sup>239</sup> <sub>94</sub> Pu	24ky	1/2	±0.4 2		54B72	<sup>241</sup> / <sub>239</sub> =±3.53 2	(PuO <sub>2</sub> ) <sup>2+</sup> UO <sub>2</sub> Rb(NO <sub>3</sub> ) <sub>3</sub>
<sup>239</sup> <sub>94</sub> Pu	24ky	1/2			58A18		(PuO <sub>2</sub> ) <sup>2+</sup> UO <sub>2</sub> Rb(NO <sub>3</sub> ) <sub>3</sub>
<sup>239</sup> <sub>94</sub> Pu	24ky				70Ko32	<sup>249</sup> / <sub>239</sub> =3.590 <sup>E</sup> 10	3+ CaF <sub>2</sub>
<sup>241</sup> <sub>94</sub> Pu	13y	5/2	±1.4 6		54B72		(PuO <sub>2</sub> ) <sup>2+</sup> UO <sub>2</sub> Rb(NO <sub>3</sub> ) <sub>3</sub>
<sup>241</sup> <sub>95</sub> Am	460y	5/2			68Ed01 67Ea04	<sup>241</sup> / <sub>243</sub> =1.0088 15	2+ CaF <sub>2</sub> crystal
<sup>241</sup> <sub>95</sub> Am	460y				70Ab03	<sup>241</sup> / <sub>243</sub> =1.008 1	2+ SrCl <sub>2</sub> crystal
<sup>243</sup> <sub>96</sub> Cm	28y	5/2	≈±0.40‡		73Ab03	<sup>243</sup> / <sub>245</sub> =0.79 1, <sup>243</sup> / <sub>247</sub> =1.105 8 ‡Using $\mu(^{241}\text{Am})$ of 66Ar04. Not corrected for differences in $\langle r^{-3} \rangle$ between Am <sup>2+</sup> and Cm <sup>3+</sup> .	3+ SrCl <sub>2</sub> crystal at liquid He temperatures
<sup>245</sup> <sub>96</sub> Cm	8.26ky	7/2	±0.5‡ 1		70Ab03	‡Using $\mu(^{241}\text{Am})$ of 66Ar04	3+ SrCl <sub>2</sub> crystal
<sup>247</sup> <sub>96</sub> Cm	15.4My	9/2	≈±0.36‡		73Ab03	<sup>245</sup> / <sub>247</sub> =1.41 1 ‡Using $\mu(^{241}\text{Am})$ of 66Ar04	3+ SrCl <sub>2</sub> crystal
<sup>253</sup> <sub>99</sub> Es	20.5d	7/2	±3.62 50		71Ed04 70Ed02		2+ CaF <sub>2</sub> ; cubic sites

\* Polarization or Sternheimer correction included

<sup>c</sup> Recalculation of earlier data

<sup>E</sup> ENDOR (electron–nuclear double resonance) experiment

<sup>m</sup> Metastable or excited state

<sup>P</sup> Preliminary value from meeting abstract, thesis, private communication, etc.

**Table C: Nuclear Moments  
by Microwave Spectroscopy**

**Introduction**

The technique of microwave spectroscopy is used in the study of the pure rotational spectrum of gas molecules which usually are in the ground electronic state. The rotational states are split by the interaction of the nuclear electric quadrupole moment with the nonuniform molecular electric field at the nucleus.

One can infer the nuclear spin from the number, relative spacing, and relative intensities of the absorption lines observed in the microwave region. The spacing of the lines enables one to calculate the quadrupole coupling constant, from which the electric quadrupole moment can be determined. In view of the difficulties associated with calculating the electric field inhomogeneity and the effect of the polarization of the atomic electron core (Sternheimer

effect), the computed values of the quadrupole moment are subject to appreciable uncertainties. No attempt has been made here to evaluate these uncertainties.

If the substance being studied is placed in an external magnetic field, the rotational magnetic moments and the nuclear magnetic moment interact with this field giving rise to a Zeeman splitting in the spectrum from which  $\mu$  can be determined.

Detailed discussions of the technique can be found in *Microwave Spectroscopy*, W. Gordy, W. V. Smith, and R. F. Trambarulo [53Go38] and *Microwave Spectroscopy*, C. H. Townes and A. L. Schawlow [55To31]. Some of the more recent techniques and applications as well as general theory are described in *Microwave Molecular Spectroscopy* by W. Gordy and R. L. Cook [70Go50].

The last systematic literature search for information included in the table was in early 1971.

**Explanation of Table C**

Nucleus	Chemical symbol with $Z$ - and $A$ -numbers
$I$	Nuclear spin, in units of $h/2\pi$
$\mu$	Nuclear magnetic dipole moment, in nuclear magnetons, given with diamagnetic correction. See Policies, Diamagnetic corrections, for factors used
$Q$	Nuclear electric quadrupole moment, in barns, as given by the experimenter Values marked by an asterisk, *, indicate that the experimenter has made some polarization or Sternheimer correction in computing the moment.
Refer.	Reference key
$eqQ$ ratio	Ratio of the electric quadrupole coupling constants for the two nuclei indicated
$eqQ$	Electric quadrupole coupling constant in MHz When the quantity is enclosed in parentheses, ( ), the value has not been measured by the author quoted, but has been used by him to calculate the value of $Q$ .
Compound	Compound used

Table C: Nuclear Moments by Microwave Spectroscopy

Nucleus	<i>I</i>	$\mu$	<i>Q</i>	Refer.	<i>eqQ</i> ratio	<i>eqQ</i>	Compound
<sup>10</sup> <sub>5</sub> B	3		≈+0.06	50G10	<sup>10</sup> / <sub>11</sub> =+2.17	+3.36 10	BH <sub>3</sub> <sup>12</sup> C
<sup>10</sup> <sub>5</sub> B	3			50W03		+3.44 1	H <sub>3</sub> <sup>10</sup> BCO
<sup>11</sup> <sub>5</sub> B	3/2		≈+0.03	50G10		+1.55 8	BH <sub>3</sub> <sup>12</sup> C
<sup>14</sup> <sub>7</sub> N	1			46C10		+10	NH <sub>3</sub>
<sup>14</sup> <sub>7</sub> N	1		+0.02	48T10		-3.63 10	ClCN
<sup>14</sup> <sub>7</sub> N			+0.01	50S51		-7.07	NF <sub>3</sub>
<sup>14</sup> <sub>7</sub> N			+0.0071 <sup>c</sup>	55B54		(+4.58 5)	HCN
<sup>14</sup> <sub>7</sub> N			+0.016 <sup>c</sup> 7	60Li10		<i>eqQ</i> =-1.7 <i>eq'Q</i> =22	NO
<sup>14</sup> <sub>7</sub> N			+0.0094 <sup>c</sup>	61Ka31		(-4.10)	ND <sub>3</sub>
<sup>17</sup> <sub>8</sub> O	5/2			52G26		-1.32 7	<sup>17</sup> O <sup>12</sup> C <sup>32</sup> S
<sup>17</sup> <sub>8</sub> O	5/2			52M26			<sup>16</sup> O <sup>17</sup> O
<sup>17</sup> <sub>8</sub> O			-0.026 9	57S93		-8.1 1	HDO
<sup>18</sup> <sub>8</sub> O	0*		<0.004	48T10		<1	OCS
<sup>18</sup> <sub>8</sub> O	0*			51M20			<sup>16</sup> O <sup>18</sup> O; <sup>18</sup> O <sub>2</sub>
<sup>19</sup> <sub>9</sub> F	1/2*		<0.0003	49G28		<0.5	PF <sub>3</sub>
<sup>28</sup> <sub>14</sub> Si	0*			49T09			SiH <sub>3</sub> Cl
<sup>29</sup> <sub>14</sub> Si	1/2*		<0.0001	53W39		<0.05	SiD <sub>3</sub> F
<sup>30</sup> <sub>14</sub> Si	0*			49T09			SiH <sub>3</sub> Cl
<sup>31</sup> <sub>15</sub> P	1/2*			49G28			PF <sub>3</sub>
<sup>33</sup> <sub>16</sub> S	3/2		-0.05 <sup>+5</sup> <sub>-3</sub>	48T13		-28.5 7	OCS
<sup>33</sup> <sub>16</sub> S	3/2	+0.634 10		52E07		-29.07 1	<sup>16</sup> O <sup>12</sup> C <sup>33</sup> S
<sup>33</sup> <sub>16</sub> S			-0.06*	53B92		+40	H <sub>2</sub> S
<sup>33</sup> <sub>16</sub> S			-0.058 10	54B40			Several
<sup>33</sup> <sub>16</sub> S			-0.056 <sup>c</sup>	62K022			
				(54B40)			
<sup>34</sup> <sub>16</sub> S	0*		<0.002	48T10		<1	OCS
<sup>35</sup> <sub>16</sub> S	3/2		+0.06 <sup>+6</sup> <sub>-3</sub>	51W11	<sup>33</sup> / <sub>35</sub> negative	+20.5 2	OCS
<sup>35</sup> <sub>16</sub> S		+1.00 or -1.07 4		54B05		+21.90 4	OCS
<sup>35</sup> <sub>16</sub> S			+0.045* 10	54B40	( <sup>35</sup> / <sub>33</sub> =-0.695)		Several
<sup>36</sup> <sub>16</sub> S	0*		<0.01	49L21		<5	OCS
<sup>35</sup> <sub>17</sub> Cl	3/2		-0.077	48T10			Several
				49T17			
<sup>35</sup> <sub>17</sub> Cl				49G25	<sup>35</sup> / <sub>37</sub> =+1.2704 4	-145.94 26	Cl
<sup>35</sup> <sub>17</sub> Cl				50S56	<sup>35</sup> / <sub>37</sub> =+1.2768 40	-103.60 15	BrCl
<sup>35</sup> <sub>17</sub> Cl				51G06	<sup>35</sup> / <sub>37</sub> =1.2670 5		GeH <sub>3</sub> Cl
					<sup>35</sup> / <sub>37</sub> =+1.2682 6		ClCN
					<sup>35</sup> / <sub>37</sub> =+1.2691 3		CH <sub>3</sub> Cl
<sup>36</sup> <sub>17</sub> Cl	2		-0.0172 4	49T10			<sup>36</sup> Cl <sup>12</sup> C <sup>14</sup> N
<sup>36</sup> <sub>17</sub> Cl	2		-0.0168 1	51J21		-15.87 9	CH <sub>3</sub> Cl
<sup>36</sup> <sub>17</sub> Cl	2		-0.0164 8	52G04		-15.6 6	CH <sub>3</sub> <sup>36</sup> Cl
<sup>36</sup> <sub>17</sub> Cl	2	+1.31 8		55A23	<i>g</i> <sup>36</sup> / <i>g</i> <sup>35</sup> =±1.20 7	-15.83 20	CH <sub>3</sub> <sup>36</sup> Cl
<sup>37</sup> <sub>17</sub> Cl	3/2		-0.061	48T10		-65.7 5	<sup>37</sup> Cl <sup>12</sup> C <sup>14</sup> N
<sup>37</sup> <sub>17</sub> Cl				49G25		-114.92 26	Cl
<sup>55</sup> <sub>25</sub> Mn	5/2		+0.55 <sup>+50</sup> <sub>-25</sub>	54J16		+16.8	MnO <sub>3</sub> F
<sup>69</sup> <sub>31</sub> Ga				70Ho23	<sup>69</sup> / <sub>71</sub> =1.5871 10	-107.07 8	<sup>69</sup> GaF
<sup>71</sup> <sub>31</sub> Ga				70Ho23		-67.46 8	<sup>71</sup> GaF

Table C: Nuclear Moments by Microwave Spectroscopy — Continued

Nucleus	<i>I</i>	$\mu$	<i>Q</i>	Refer.	<i>eqQ</i> ratio	<i>eqQ</i>	Compound
<sup>70</sup> <sub>32</sub> Ge	0*		<0.007	49T09			GeH <sub>3</sub> Cl
<sup>72</sup> <sub>32</sub> Ge	0*		<0.007	49T09			GeH <sub>3</sub> Cl
<sup>73</sup> <sub>32</sub> Ge	9/2		-0.21 10	49T09		-95.3	GeH <sub>3</sub> Cl
<sup>73</sup> <sub>32</sub> Ge			-0.21 <sup>c</sup>	62Ko22 (49T09)			
<sup>74</sup> <sub>32</sub> Ge	0*		<0.007	49T09			GeH <sub>3</sub> Cl
<sup>76</sup> <sub>32</sub> Ge	0*		<0.007	49T09			GeH <sub>3</sub> Cl
<sup>75</sup> <sub>33</sub> As	3/2			48D08		-235	AsF <sub>3</sub>
<sup>74</sup> <sub>34</sub> Se	0*			49S07		<0.5	OCSe
<sup>74</sup> <sub>34</sub> Se	0*		<0.002	50G05			OCSe
<sup>75</sup> <sub>34</sub> Se	5/2		+1.1 2	55A06	<sup>75</sup> / <sub>79</sub> =+1.25783 62	+946.0	OC <sup>75</sup> Se
<sup>76</sup> <sub>34</sub> Se	0*			49S07		<0.5	OCSe
<sup>76</sup> <sub>34</sub> Se	0*		<0.002	50G05			OCSe
<sup>77</sup> <sub>34</sub> Se	1/2*			49S07		<0.5	OCSe
<sup>77</sup> <sub>34</sub> Se	1/2*		<0.002	50G05		<1.0	OCSe
<sup>78</sup> <sub>34</sub> Se	0*			49S07		<0.5	OCSe
<sup>78</sup> <sub>34</sub> Se	0*		<0.002	50G05			OCSe
<sup>79</sup> <sub>34</sub> Se	7/2	-1.018 15	+0.7 2	53H50		+752.09 5	OCSe
<sup>79</sup> <sub>34</sub> Se			+0.9* 2	54B40		(752.09)	OCSe
<sup>79</sup> <sub>34</sub> Se			+0.8 <sup>c</sup>	62Ko22 (54B40)			
<sup>80</sup> <sub>34</sub> Se	0*			49S07		<0.5	OCSe
<sup>80</sup> <sub>34</sub> Se	0*		<0.002	50G05			OCSe
<sup>82</sup> <sub>34</sub> Se	0*			49S07		<0.5	OCSe
<sup>82</sup> <sub>34</sub> Se	0*		<0.002	50G05			OCSe
<sup>79</sup> <sub>35</sub> Br			+0.28	48G25	<sup>79</sup> / <sub>81</sub> =+1.197	+686.0	BrCN
<sup>79</sup> <sub>35</sub> Br			+0.24		<sup>79</sup> / <sub>81</sub> =+1.197	+577.0	CH <sub>3</sub> Br
<sup>79</sup> <sub>35</sub> Br	3/2		+0.28	48T10		+686.5 5	BrCN
<sup>79</sup> <sub>35</sub> Br				50S56	<sup>79</sup> / <sub>81</sub> =+1.1963 14	+876.8 9	BrCl
<sup>79</sup> <sub>35</sub> Br			+0.31	51G37			Several
<sup>79</sup> <sub>35</sub> Br				54R43	<sup>79</sup> / <sub>81</sub> =+1.19711 12		PBr <sub>2</sub>
<sup>81</sup> <sub>35</sub> Br			+0.23	48G25	<sup>79</sup> / <sub>81</sub> =1.197	+573.0	BrCN
<sup>81</sup> <sub>35</sub> Br			+0.19			+482.0	CH <sub>3</sub> Br
<sup>81</sup> <sub>35</sub> Br	3/2		+0.23	48T10		+573.5 5	BrCN
<sup>81</sup> <sub>35</sub> Br				50S56		+732.9 5	BrCl
<sup>81</sup> <sub>35</sub> Br			+0.26	51G37			Several
<sup>115</sup> <sub>49</sub> In				70Ho23	<sup>115</sup> / <sub>113</sub> =1.0139 4		<sup>115</sup> InF
<sup>121</sup> <sub>51</sub> Sb	5/2			51L24	<sup>121</sup> / <sub>123</sub> =+0.791	-455	SbH <sub>2</sub> D
<sup>121</sup> <sub>51</sub> Sb			-0.8 <sup>+1</sup> <sub>-6</sub>	55J30	<sup>121</sup> / <sub>123</sub> =0.784 2	458.7 8	SbH <sub>3</sub>
						465.4 8	SbD <sub>3</sub>
<sup>123</sup> <sub>51</sub> Sb	7/2			51L24		-575	SbH <sub>2</sub> D
<sup>123</sup> <sub>51</sub> Sb			-1.0 <sup>+1</sup> <sub>-8</sub>	55J30		586.0 8	SbH <sub>3</sub>
						592.8 8	SbD <sub>3</sub>
<sup>125</sup> <sub>53</sub> I	5/2	±3.0 10	-0.89 <sup>b</sup>	58F39	<sup>125</sup> / <sub>127</sub> =1.127	-2179 1	CH <sub>3</sub> <sup>125</sup> I
<sup>127</sup> <sub>53</sub> I	5/2		-0.59	48G25		-1934	CH <sub>3</sub> I
<sup>127</sup> <sub>53</sub> I		±2.807		49G19			CH <sub>3</sub> I
<sup>127</sup> <sub>53</sub> I			-0.75	49T17			Several
<sup>127</sup> <sub>53</sub> I			-0.65	51G37			Several
<sup>129</sup> <sub>53</sub> I		±2.74 14		49G19			CH <sub>3</sub> I
<sup>129</sup> <sub>53</sub> I	7/2		-0.58 <sup>b</sup>	49L09	<sup>129</sup> / <sub>127</sub> =+0.7353	-1422	CH <sub>3</sub> I
<sup>129</sup> <sub>53</sub> I			-0.47 <sup>c</sup>	51G37			

Table C: Nuclear Moments by Microwave Spectroscopy – Continued

Nucleus	<i>I</i>	$\mu$	<i>Q</i>	Refer.	<i>eqQ</i> ratio	<i>eqQ</i>	Compound
<sup>131</sup> <sub>53</sub> I	7/2		-0.40 <sup>b</sup>	53L24	<sup>131</sup> / <sub>127</sub> =+0.5031	-973 9	CH <sub>3</sub> <sup>131</sup> I
<sup>131</sup> <sub>53</sub> I	7/2	+2.56 12	-0.40	58F39	<sup>131</sup> / <sub>127</sub> =+0.5036	-974 1	CH <sub>3</sub> I
<sup>185</sup> <sub>75</sub> Re	5/2		+2.8	54J16	<sup>185</sup> / <sub>187</sub> =+1.067 45	+270 6	ReO <sub>3</sub> Cl
<sup>187</sup> <sub>75</sub> Re	5/2			54J16		+253 6	ReO <sub>3</sub> Cl

\* Polarization or Sternheimer correction included

† No hyperfine structure observed

‡ Do not see *K*=8, 6, and 4 lines of <sup>18</sup>O<sub>2</sub> spectrum, which indicates the spin is zero

<sup>b</sup> Calculated from *eqQ*-ratio and *Q*<sup>127</sup>=0.79 as measured by atomic beams

<sup>c</sup> Recalculation of earlier data

**Table D: Nuclear Moments  
by Quadrupole Resonance**

### Introduction

In a diamagnetic molecule or crystal, a nucleus possessing an electric quadrupole moment will interact with a nonuniform electric field arising from the charge distribution of its environment. This interaction causes a splitting of electronic energy levels resulting from the possible orientations of the nuclear spin with respect to a reference axis. For an electric field with axial symmetry, the levels for  $+m_I$  and  $-m_I$  are degenerate and the spacing between levels with  $m_I = \pm I, \pm(I-2) \dots$  is given by  $[3eqQ/4I(2I-1)] \cdot (2I-1), (2I-3) \dots$ , where  $m_I$  is the projection of  $I$  on the axis and  $q$  is the electric field gradient at the nucleus. Transitions between the levels can be induced and detected by radio-frequency absorption techniques similar to those used in magnetic resonance. The values of the quadrupole coupling constants can be determined from the resonant frequencies.

Ratios of quadrupole moments of two isotopes can be obtained quite accurately from the ratios of the

resonant frequencies for the respective isotopes. The determination of the quadrupole moment from the coupling constant depends upon a calculation of the field inhomogeneity at the nucleus which may be uncertain by a few percent. In addition, the nuclear electric quadrupole moment causes a polarization of the atomic core electrons (Sternheimer effect) which can affect the evaluation of the field gradient by tens of percent.

In several cases the magnetic dipole moment has been determined from the Zeeman splitting of the quadrupole resonance which is produced when the sample is placed in a strong external magnetic field.

Details of this method are described by Krüger [51Kr51] and Dehmelt [53De42]. A discussion of the theory and instrumentation of nuclear quadrupole resonance spectroscopy and its application to solid state physics as well as tables of interaction constants for several elements in many compounds can be found in Das and Hahn [58Da20]. Tables of quadrupole interaction constants can be found in [68Se12] and [69Lu11].

The last systematic literature search for information included in the table was in early 1971.

### Explanation of Table D

Nucleus	Chemical symbol with $Z$ - and $A$ -number
$\mu$	Nuclear magnetic dipole moment, in nuclear magnetons, given with diamagnetic correction See Policies, Diamagnetic corrections, for factors used
$Q$	Nuclear electric quadrupole moment, in barns, as given by the experimenter Values marked by an asterisk, *, indicate that the experimenter has made some polarization or Sternheimer correction in computing the moment.
Refer.	Reference key
$eqQ$ ratio	Ratio of the electric quadrupole coupling constants for the two isotopes noted
$eqQ$	Electric quadrupole coupling constant in MHz
Compound	Compound used



Table D: Nuclear Moments by Quadrupole Resonance

Nucleus	$\mu$	$Q$	Refer.	$eqQ$ ratio	$eqQ$	Compound	
$^{10}_5\text{B}$		+0.111*	53D13	$^{10}_{11}=2.084\ 2$	10.31	$\text{BC}_3$	
$^{11}_5\text{B}$		$\pm 0.05$	53B91		(4.87)	$\text{B}(\text{CH}_3)_3$	
$^{11}_5\text{B}$		+0.053*	53D13		4.95	$\text{BC}_3$	
$^{33}_{16}\text{S}$		-0.050	53D16		45.8	$\text{S}_8$ (rhomboh)	
$^{32}_{16}\text{S}$		+0.035	53D16	( $^{35}_{33}=-0.695$ Mic)			
$^{35}_{17}\text{Cl}$	$\pm 0.8224\ 10$		51D13	$^{35}_{37}=1.2688\ 2$	37.5	$\text{CHCl}=\text{CHCl}$	
$^{35}_{17}\text{Cl}$			51L09	$^{35}_{37}=1.26878\ 15$		5 compounds	
$^{35}_{17}\text{Cl}$			53T29			$\text{NaClO}_3$	
$^{35}_{17}\text{Cl}$			55W24	$^{35}_{37}=1.268736$ to 1.268973		4 compounds at several temp.	
$^{35}_{17}\text{Cl}$			66Ca15	$^{35}_{37}=1.2685\ 3$		$\text{GdCl}_3$ (ferromagnetic)	
$^{35}_{17}\text{Cl}$			70Ka25	$^{35}_{37}=1.26877\ 3$		$\text{LiClO}_3$ dried	
$^{37}_{17}\text{Cl}$		51D13			29.5	$\text{CHCl}=\text{CHCl}$	
$^{40}_{19}\text{K}$		$\pm 0.066^*d\ 10$	69Jo06	$^{40}_{39}=1.244^d\ 2$		$^{40}\text{KClO}_3$ crystal	
$^{63}_{29}\text{Cu}$	$\pm 2.231\ 7$		52K29	$^{63}_{65}=1.0806\ 3$	65.3	$\text{KCu}(\text{CN})_2$	
$^{63}_{29}\text{Cu}$			57C48	$^{63}_{65}=1.0811\ 12$	51.96 4	$\text{Cu}_2\text{O}$	
$^{63}_{29}\text{Cu}$			66De17	$^{63}_{65}=1.0806\ 6$		$\text{Cu}_2\text{O}$	
$^{65}_{29}\text{Cu}$	$\pm 2.382\ 7$		57C48		48.06 4	$\text{Cu}_2\text{O}$	
$^{69}_{31}\text{Ga}$	$\pm 1.44\ 3$		53D22	$^{69}_{71}=1.5867\ 4$	58.120 4	$\text{GaCl}_3$	
$^{69}_{31}\text{Ga}$			56K66	$^{69}_{71}=1.589\ 2$		$\text{Ga}$ metal	
$^{71}_{31}\text{Ga}$			53D22		36.630 4	$\text{GaCl}_3$	
$^{75}_{33}\text{As}$			52K28		232.52 4	$\text{As}_4\text{O}_6$	
$^{79}_{35}\text{Br}$	$\pm 0.30$	$\pm 0.30$	51D16	$^{79}_{81}=1.1968\ 2$	764.86 8	$\text{Br}_2$ (crystal)	
$^{79}_{35}\text{Br}$			53K22	$^{79}_{81}=1.1970\ 1$	497.0	$\text{C}_2\text{H}_5\text{Br}$	
$^{79}_{35}\text{Br}$			54Sc10	$^{79}_{81}=1.19707\ 3$		average for 6 compounds	
$^{81}_{35}\text{Br}$	$\pm 0.25$		51D16		638.92 6	$\text{Br}_2$ (crystal)	
$^{121}_{51}\text{Sb}$	$\pm 1.44\ 3$		51D15	$^{123}_{121}=1.2751^* 2$	383.66^* 4	$\text{SbCl}_3$	
$^{121}_{51}\text{Sb}$			55W24	$^{123}_{121}=1.274745\ 10$ $Q_4^{123}/Q_4^{121}\sim 0.8\ 3$	321.93223 $eq_4Q_4=0.030\ 5$ $eqQ/eq_4Q_4<0$	$\text{SbBr}_3$	
$^{121}_{51}\text{Sb}$			57O11	$^{123}_{121}=1.274755\ 2$ $Q_4^{123}/Q_4^{121}\sim 1.5\ 10$	551.3822 5 $eq_4Q_4=0.012\ 5$	$\text{Sb}_2\text{O}_3$	
$^{121}_{51}\text{Sb}$			63He02	$^{123}_{121}=1.27492\ 2$	76.867 1 $eq_4Q_4=+0.015\ 5$	powdered Sb	
$^{123}_{51}\text{Sb}$			51D15		489.21^* 5	$\text{SbCl}_3$	
$^{123}_{51}\text{Sb}$			55W24		410.3814 $eq_4Q_4=0.024\ 5$ $eqQ/eq_4Q_4<0$	$\text{SbBr}_3$	
$^{123}_{51}\text{Sb}$			57O11		702.8773 5 $eq_4Q_4=0.018\ 10$	$\text{Sb}_2\text{O}_3$	
$^{123}_{51}\text{Sb}$			63He02		97.999 1 $eq_4Q_4=+0.013\ 30$	powdered Sb	
$^{127}_{53}\text{I}$		$\pm 0.69^*$	$\pm 0.69^*$	52K43		2156^*	solid $\text{I}_2$
$^{127}_{53}\text{I}$				53L16	$^{127}_{129}=1.42610\ 3$	1389.678(site A) 1399.949(site B)	$\text{SnI}_4$
$^{129}_{53}\text{I}$	$\pm 0.55^b$		53L16	$^{127}_{129}=1.42610\ 3$	974.481 (site A) 981.654 (site B)	$\text{SnI}_4$	

Table D: Nuclear Moments by Quadrupole Resonance – Continued

Nucleus	$\mu$	$Q$	Refer.	$eqQ$ ratio	$eqQ$	Compound
$^{133}_{55}\text{Cs}$		$Q_4 < 100^E \text{ b}^2$	67Tz01			CsI
$^{135}_{56}\text{Ba}$	$\pm 0.840$		62Wi10	$^{137}/_{135} = 1.543 \ 3$	8.55 <i>l</i>	BaBr <sub>2</sub> ·2H <sub>2</sub> O
$^{135}_{56}\text{Ba}$			63Na11	$^{137}/_{135} = 1.542 \ 2$		Ba(ClO <sub>3</sub> ) <sub>2</sub> ·H <sub>2</sub> O
$^{137}_{56}\text{Ba}$	$\pm 0.944$		63Na11	$\mu^{137}/\mu^{135} = 1.123$	$\gamma/\gamma_{\text{H}} = 0.0997$ 13.18 <i>l</i>	Ba(ClO <sub>3</sub> ) <sub>2</sub> ·H <sub>2</sub> O
$^{185}_{75}\text{Re}$			57S32	$^{185}/_{187} = +1.056 \ 5$		Re <sub>2</sub> (CO) <sub>10</sub>
$^{185}_{75}\text{Re}$			68Se09	$^{185}/_{187} = 1.0565 \ 3$		7 compounds
$^{185}_{75}\text{Re}$			70Bu09	$^{185}/_{187} = 1.059^E \ 14$		Rh metal crystal
$^{201}_{80}\text{Hg}$		$\pm 0.6$	54D01		720	HgCl <sub>2</sub>
$^{209}_{83}\text{Bi}$			53R33		669.06 <i>l</i> <sub>3</sub>	Bi(C <sub>6</sub> H <sub>5</sub> ) <sub>3</sub>

\* Polarization or Sternheimer correction included

<sup>a</sup> Corrected for non-rotationally symmetric field

<sup>b</sup> Calculated from  $eqQ$ -ratio and  $Q^{127} = 0.79$  as measured by atomic beams

<sup>c</sup> Recalculation of earlier data

<sup>d</sup> Double resonance experiment

<sup>E</sup> Nuclear acoustic resonance experiment

**Table E: Nuclear Moments by Nuclear Magnetic Resonance****Introduction**

A nucleus with spin  $I$  and an associated magnetic moment  $\mu$ , when placed in a magnetic field  $H_0$ , will precess so that its spin axis rotates about  $H_0$  with a (Larmor) frequency

$$\nu_L = \mu H_0 / hI.$$

If the nucleus is in a medium (gas, liquid, or solid) which does not contain a large concentration of unpaired electrons, then the field due to the neighboring atoms is small compared to the value of  $H_0$ , which is generally of the order of several kilogauss. The field  $H_0$  will cause a splitting of the ground state into  $2I + 1$  magnetic states, separated in energy by  $\mu H_0 / I$ , with relative population given by the Boltzmann distribution function characteristic of the temperature of the sample. The application of a rotating field  $H_1$ , perpendicular to  $H_0$ , induces transitions between the levels when its frequency resonates with the Larmor frequency. Because of the differences in level occupation, there is a net absorption of energy from the field  $H_1$  at frequency  $\nu_L$ . This absorption can be observed electronically.

In order that this method be applicable, not only must the sample be diamagnetic, but also: 1) the spin-lattice relaxation time, i.e., the time taken for the spin system to come into approximate thermal equilibrium with the lattice, must be a reasonable figure (0.1 to 0.001 s); 2) the nuclear interaction should be free from large electric quadrupole effects; 3) the spin density should be high enough so that a reasonable signal can be observed. In practice this might mean  $10^{18}$  to  $10^{20}$  spins in a volume of 0.1 to 1 cc in a field of about  $10^4$  gauss.

The precision with which nuclear magnetic resonance frequencies have been measured ranges up to a few parts in  $10^7$ . The corresponding nuclear magnetic moments, however, are known to a much lower precision. The uncertainty is introduced in part because of two small contributions to the effective magnetic field at the nucleus which cannot be precisely evaluated.

The effective field can be expressed as

$$H_{\text{eff}} = H_0 + H' + H'' = H_0(1 + H'/H_0 + H''/H_0),$$

where  $H_0$  is the externally applied field,  $H'$  is the diamagnetic effect due to the currents induced in the atomic electrons by the external field, and  $H''$  is the contribution due to the molecular environment.

Prior to any precise measurements of nuclear resonance,  $H'/H_0$  was evaluated (approximately) by Lamb [41La03] by means of a simple calculation based upon the Fermi-Thomas model. This

calculation was extended by Dickinson [50Di10] using Hartree-Fock functions. No account was taken of relativity or other possible high-order corrections. Dickinson had estimated that the accuracy of the correction was about 5%. Since this correction varies from about 0.2% for hydrogen to about 1.2% for uranium, the quoted uncertainty in the tabulated value of  $\mu$  is, in many cases, due to the uncertainty in the diamagnetic correction. Newer calculations based on Hartree-Fock relativistic electron wavefunctions show these earlier values of the diamagnetic correction are too small. They differ by about 1% at low  $Z$ , while for  $Z$  about 90, they are off by a factor of two. Diamagnetic correction factors for some closed-shell and closed sub-shell ions can be found in a paper by Feiok and Johnson [68Fe05]. Average correction factors for neutral atoms have been calculated by Lin, Johnson and Feiok [72Jo18]. These values take into account the contributions of the closed-shell core of the atom and an average shielding for the valence electrons in the ground state configuration. This average is made over the ground state multiplet assigning statistical weights to the sub-shells. Such average diamagnetic correction factors do not include possible large contributions for individual valence electrons. Values of the diamagnetic correction factors,  $(1-\sigma)^{-1} = (1+H'/H_0)^{-1}$ , used in the tables are tabulated under Diamagnetic Corrections (see Policies) along with the newer calculated values of Lin, Johnson and Feiok.

The term  $H''/H_0$ , the so-called "chemical shift," is associated with the induced field in the molecular environment. This effect has been evaluated theoretically in only a few simple cases. If the magnetic moment can be measured in a free atom in a well defined state, such as by atomic beams or optical double resonance, the value of  $H''/H_0$  can be determined empirically. While differences in  $H''/H_0$  between different compounds have been observed to be as high as  $10^{-2}$ , the more common values appear to be near  $10^{-4}$  (see Walchli [53W63]). In addition, in aqueous solutions  $H''$  may also be a function of concentration. Much work has been done recently by Lutz, Schwenk and collaborators at Tübingen on the effect of concentrations and of added paramagnetic salts on the resonance frequency in aqueous solutions. For example, see [67Lu06], [67Lu10], and [68Lu07]. In the table, no attempt has been made to consider quantitatively the chemical effects. Therefore, the significance of any limits of precision for the magnetic moments stated to less than  $10^{-4}$ , except for the very light elements, should be questioned.

In view of the difficulty of measuring the absolute value of  $H$ , the tabulated value of  $\mu_a$  of the nucleus has been calculated by use of the relation

$$\mu_a = \mu_p' (\nu_a/\nu_b) (\nu_b/\nu_p) (I_a/I_p) (1 + H'/H_0)_a^{-1},$$

where the subscript "a" refers to the nucleus under consideration, "p" to the proton, and "b" to a reference standard. The value used for  $\mu_p'$  for a spherical water sample, 2.79270, is the weighted average of the values of Bloch and Jeffries [50Bl73], Sommer et al. [51So34], Collington et al. [55Co36], and Trigger [56Tr19], whose experiments yield the magnetic moment directly in nuclear magnetons without application of correction factors. Our value agrees well with the value  $\nu_p' = 2.79268 2$  (for a proton in water) in the adjustment of Cohen and DuMond [65Co20]. Newer measurements, see [73CoTa], indicate that the magnetic moment of the proton, measured directly in nuclear magnetons for a spherical sample of water, should be increased to 2.7927740 11, well outside the previously quoted uncertainties.

Values of the frequency ratios,  $\nu_b/\nu_p$ , which were adopted in order to calculate the magnetic moments from relative measurements, are tabulated below:

$^2\text{H}$	0.15350609† 2	$^{45}\text{Sc}$	0.24291623 10
$^7\text{Li}$	0.38863618† 8	$^{50}\text{V}$	0.0997015♦ 10
$^{11}\text{B}$	0.3208377♦ 2	$^{55}\text{Mn}$	0.24789167 6
$^{14}\text{N}$	0.07226261 1	$^{73}\text{Ge}$	0.03488401 14
$^{23}\text{Na}$	0.26451775† 7	$^{85}\text{Rb}$	0.096552095♦ 54
$^{27}\text{Al}$	0.26056752 7	$^{127}\text{I}$	0.200080♦ 14
$^{35}\text{Cl}$	0.09797858 5	$^{199}\text{Hg}$	0.178788 15 (NMR)
$^{39}\text{K}$	0.0466636♦ 7		0.1782706 3 (OP)
$^{41}\text{K}$	0.02561295 12		

†From a least squares adjustment for the  $g$ -factors for  $^2\text{H}$ ,  $^7\text{Li}$ ,  $^{23}\text{Na}$  with  $g_p' = 5.58540$  fixed.

♦Weighted average.

These were calculated from the measured ratios which are marked with a † in the table. A least squares adjustment was made for  $g'(^2\text{H})$ ,  $g'(^7\text{Li})$ , and  $g'(^{23}\text{Na})$  with  $g_p' = 5.58540$  fixed. The other values are either weighted averages of the measured ratios or particular measured ratios. A diagram of the most precisely measured frequency ratios between pairs of these isotopes is given in figure 1. The intensity of the line joining the isotopes represents the relative uncertainty of the measured frequency ratios.

In the calculation of the nuclear magnetic moments, no error in the value of  $\mu_p'$  was assumed. The uncertainties quoted in the tabulated moments represent a composite of uncertainties in the experimental values, conversion factors, standard frequency ratios, and the assumed 5% uncertainty in the diamagnetic corrections.

While the technique of nuclear resonance is primarily useful for the determination of the ratio  $\mu_I/I$ , in some cases it is possible to determine the value of the nuclear spin. If the electric quadrupole interaction in a single crystal is of the right order of magnitude, the magnetic resonance line may be split into  $2I$  components. If these are clearly resolved, then the spin and electric quadrupole interaction,  $eqQ$ , can be determined unambiguously. Several spins have been measured or confirmed in this way. The width and intensity of a resonance line in a polycrystalline or noncrystalline medium is related to the nuclear spin. In principle, therefore, the spin can be determined from measurements of line shape. However, distortions due to power saturation and field inhomogeneities subject these measurements to some

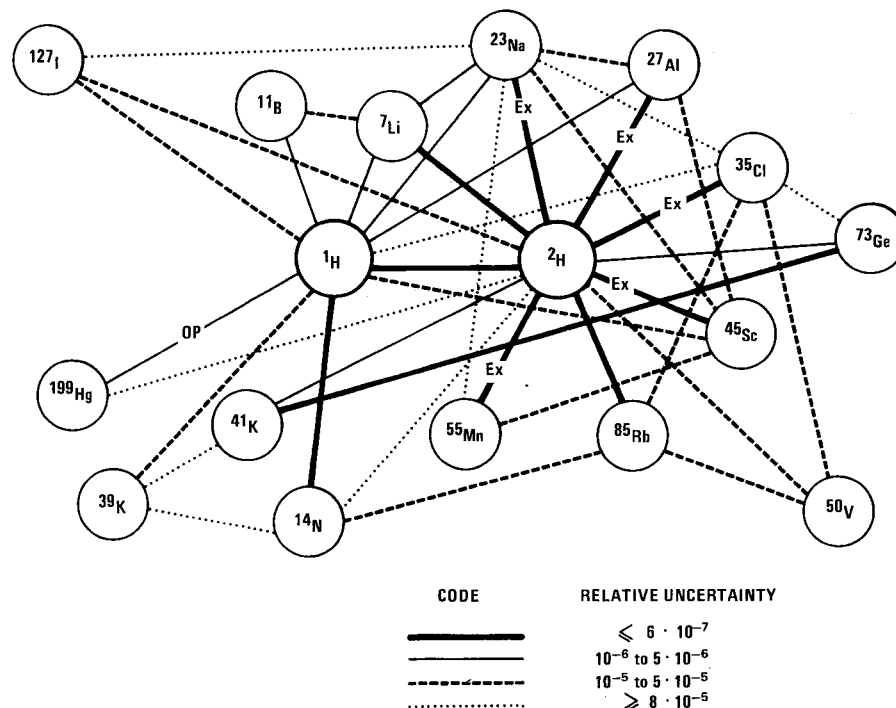


FIGURE 1. Diagram of relative uncertainties of the more precise frequency ratios for the ground states of the corresponding isotopes. The ratios for those connections marked with "Ex" have been determined by extrapolation to zero concentration. The connection marked with "OP" represents an optical pumping measurement.

question. The electric quadrupole moments listed in this table have been determined either by splitting of the resonance line in a single crystal or by line broadening in a noncrystalline medium.

In preparing the table, the compilers omitted data with accuracy about an order of magnitude less than that of the other values available.

Detailed discussions of these techniques can be found in Bloembergen et al. [48Bl32], Pound and Knight [50Po15], Andrew [55An65], Pake [56Pa60], Abragam [61Ab08], and Slichter [63Sl03] as well as in the references given in the general introduction.

The last systematic literature search for information included in the table was in early 1971.

### Explanation of Table E

Nucleus	Chemical symbol with $Z$ - and $A$ -number
$I$	Nuclear spin, in units of $h/2\pi$ Values not measured but assumed in order to calculate $\mu$ are enclosed in brackets, [ ].
$\mu$	Nuclear magnetic dipole moment, in nuclear magnetons, given with diamagnetic correction. See Policies, Diamagnetic corrections, for factors used Moment values which have been obtained by combining optical pumping or nuclear alignment with NMR have been tabulated here as well as in Tables H or J, respectively.  Uncorrected magnetic dipole moment values, based on adopted frequency ratios quoted above, have also been tabulated along with a reference to the procedure used to obtain the ratio.
Diam. Cor.	Diamagnetic correction in nuclear magnetons $\times 10^4$ which has been added to the observed magnetic moment to give value quoted in table The uncertainty in the diamagnetic correction is assumed to be 5%.
$Q$	Nuclear electric quadrupole moment, in barns, as given by experimenter
Refer.	Reference key
$\nu/\nu'_{\text{standard}}$	Ratio of the measured resonance frequency for the nucleus under consideration to that of a standard nucleus Values marked with a † were used to obtain adopted frequency ratios above.
Standard	Nucleus used as standard
Chemical Forms	Chemical formulae of substances containing the nuclide under consideration and the standard The formulae have been separated by a plus sign when the substances were physically mixed and by a semicolon when they were in separate samples.

Table E: Nuclear Moments by Nuclear Magnetic Resonance

Nucleus	$T_{1/2}$	$I$	$\mu$	Diam. Cor. (nm x 10 <sup>4</sup> )	$Q$	Refer.	$\nu/\nu'_{\text{standard}}$	Standard	Chemical Forms
$\mu^+$			$\pm 8.89013^1 2$			70Ha74	3.183347 9	<sup>1</sup> H	NaOH+H <sub>2</sub> O; H <sub>2</sub> O; CH <sub>2</sub> (CN) <sub>2</sub>
$\mu^+$			$\pm 8.89009^1 12$			70Hu19	3.183330 44	<sup>1</sup> H	spherical sample H <sub>2</sub> O
<sup>2</sup> <sub>1</sub> H		1	+0.857415 4	0.24		50L06	0.15350585 75	<sup>1</sup> H	D <sub>2</sub> O; H <sub>2</sub> O
<sup>2</sup> <sub>1</sub> H			$\pm 0.857416 1$	0.24		51S72	+0.153506083 60	<sup>1</sup> H	D <sub>2</sub> O+H <sub>2</sub> O
			$\pm 0.857417 1$	0.24			+0.153506125 50	<sup>1</sup> H	D <sub>2</sub> +H <sub>2</sub>
<sup>2</sup> <sub>1</sub> H			$\pm 0.857420 1$	0.24		52L18	+0.153506668 12	<sup>1</sup> H	D <sub>2</sub> O; H <sub>2</sub> O
<sup>2</sup> <sub>1</sub> H			$\pm 0.857416 1$	0.24		53W23	+0.153506096 8	<sup>1</sup> H	HD
<sup>2</sup> <sub>1</sub> H			$\pm 0.857415 1$	0.24		61Bo11	+0.15350581 7	<sup>1</sup> H	D <sub>2</sub> O; H <sub>2</sub> O
<sup>2</sup> <sub>1</sub> H			$\pm 0.85739292^1 14$	—		Adj.	0.15350609 2	<sup>1</sup> H	Least squares adj. of <sup>2</sup> H, <sup>7</sup> Li, and <sup>23</sup> Na ratios
<sup>3</sup> <sub>1</sub> H	12y		$\pm 2.97894 30$	0.83		47A09	1.06666 10	<sup>1</sup> H	T <sub>2</sub> O+H <sub>2</sub> O
<sup>3</sup> <sub>1</sub> H	12y	1/2	+2.978877 30	0.83		47B32	1.066636 10	<sup>1</sup> H	T <sub>2</sub> O; H <sub>2</sub> O
<sup>3</sup> <sub>1</sub> H	12y		$\pm 2.978887 4$	0.83		59D80	1.06663975 2	<sup>1</sup> H	T <sub>2</sub> O; H <sub>2</sub> O; HTO
<sup>3</sup> <sub>1</sub> H	12y		$\pm 2.978860 4$	0.83		65Hu13	1.0666315 30	<sup>1</sup> H	0.5% T <sub>2</sub> O at 23.5, 10800G
							1.0666298 5	<sup>1</sup> H	
<sup>3</sup> <sub>2</sub> He		1/2	$\pm 2.127569 7$	1.28		49A11	0.7617866 12	<sup>1</sup> H	<sup>3</sup> He+H <sub>2</sub> +O <sub>2</sub>
<sup>3</sup> <sub>2</sub> He			negative			57K31		<sup>1</sup> H	<sup>3</sup> He; H <sub>2</sub> O
<sup>3</sup> <sub>2</sub> He			$\pm 2.127574 \pm 1$	1.28		69Wi19	0.76178685 8	<sup>1</sup> H	He+H <sub>2</sub> +O <sub>2</sub> at 10 to 30 atmospheres
							0.76181237 $\pm$ 46	<sup>1</sup> H	
							$\pm$ Used $\sigma(^3\text{He})=59.935$ and $\sigma(\text{H}_2)=26.43$ 60ppm		
<sup>6</sup> <sub>3</sub> Li		1	$\pm 0.822030 4$	0.83	$\pm 4.6 \times 10^{-4q}$	51A27	0.37865725 72	<sup>7</sup> Li	LiCl
<sup>6</sup> <sub>3</sub> Li						51S07	$Q^6/Q^7=0.023^q 2$	<sup>7</sup> Li	LiAl(SiO <sub>3</sub> ) <sub>2</sub> single crystal
<sup>6</sup> <sub>3</sub> Li			$\pm 0.822030 5$	0.83		51W24	0.3786573 15	<sup>7</sup> Li	LiCl
<sup>6</sup> <sub>3</sub> Li						53C40	$Q^6/Q^7=0.019^q 1$	<sup>7</sup> Li	LiAl(SiO <sub>3</sub> ) <sub>2</sub>
<sup>6</sup> <sub>3</sub> Li			+0.822012 33	0.83		54W37	0.958638 38	<sup>2</sup> H	LiCl+D <sub>2</sub> O
<sup>6</sup> <sub>3</sub> Li			$\pm 0.822031 4$	0.83		67Lu06	0.9586599 <sup>E</sup> 3	<sup>2</sup> H	LiCl+D <sub>2</sub> O
<sup>6</sup> <sub>3</sub> Li			$\pm 3.25613 17$	3.3		49S56	0.388609 20	<sup>1</sup> H	LiNO <sub>3</sub> ; H <sub>2</sub> O
<sup>6</sup> <sub>3</sub> Li			$\pm 3.25636 8$	3.3		52K06	0.388637 10	<sup>1</sup> H	LiCl+H <sub>2</sub> O
<sup>6</sup> <sub>3</sub> Li			$\pm 3.25634 2$	3.3		52L18	+0.3886341 10	<sup>1</sup> H	LiNO <sub>3</sub> ; H <sub>2</sub> O LiNO <sub>3</sub> +H <sub>2</sub> O
<sup>6</sup> <sub>3</sub> Li								<sup>23</sup> Na	LiCl; not given
<sup>6</sup> <sub>3</sub> Li			+3.25636 2	3.3	$\pm 0.069^{*q} 21$	54W37	+1.469225 3		LiNO <sub>3</sub> crystal
<sup>6</sup> <sub>3</sub> Li						61An17			
<sup>6</sup> <sub>3</sub> Li			$\pm 3.25636 4$	3.3		62Ya06	+0.3886357 16	<sup>1</sup> H	LiCl+H <sub>2</sub> O
<sup>6</sup> <sub>3</sub> Li			$\pm 3.256366 18$	3.29		65Hu13	+0.38863668 90	<sup>1</sup> H	saturated LiF in H <sub>2</sub> O at 23.5, 10800G
							+0.3886375 13	<sup>1</sup> H	
<sup>6</sup> <sub>3</sub> Li			$\pm 3.25636 2$	3.3		67Lu06	+2.5317314 <sup>E</sup> 3	<sup>2</sup> H	LiCl+D <sub>2</sub> O
<sup>6</sup> <sub>3</sub> Li			$\pm 3.2560328^1 6$	—		Adj.	0.38863618 8	<sup>1</sup> H	Least squares adj. of <sup>2</sup> H, <sup>7</sup> Li and <sup>23</sup> Na ratios
<sup>6</sup> <sub>3</sub> Li	0.8s	[2]	$\pm 1.6532^* 8$	2		59C68	$\nu_L=3.413$ 1MHz $H_o=5418$ 1gauss		LiF crystal
<sup>6</sup> <sub>3</sub> Li	0.8s		positive <sup>ah</sup>			62Co08			LiF
<sup>6</sup> <sub>3</sub> Li	0.8s	[2]	$\pm 1.6532^* 8$	2		67Gu14	$\nu=2.0570$ 7MHz $H_o=3264.9$ 4 gauss		<sup>7</sup> LiF
<sup>6</sup> <sub>3</sub> Li	0.85s	[2]	$\pm 1.65362^{*pp} 22,$ $\pm 1.65288^{*pp} 20,$ $\pm 1.65270^{*pp} 30$			71Ha67			<sup>7</sup> Li(d,p) recoils in Au, Pt, Pd foils

Table E: Nuclear Moments by Nuclear Magnetic Resonance – Continued

Nucleus	$T_{1/2}$	$I$	$\mu$	Diam. Cor. (nm x 10 <sup>4</sup> )	$Q$	Refer.	$\nu/\nu'$ standard	Standard	Chemical Forms
<sup>9</sup> Be			±1.17745 2	1.8		49D25	0.1405187 20	<sup>1</sup> H	BeF <sub>2</sub> +H <sub>2</sub> O
<sup>9</sup> Be			negative			51A11			Be(NO <sub>3</sub> ) <sub>2</sub> +H <sub>2</sub> O
<sup>9</sup> Be		3/2 <sup>a</sup>			≈ ±0.02 <sup>a</sup>	51H50	$Q/Q(^{27}\text{Al})\approx 0.1$	<sup>27</sup> Al	Be <sub>3</sub> Al <sub>2</sub> Si <sub>6</sub> O <sub>18</sub>
<sup>9</sup> Be		3/2 <sup>a</sup>				51S17			BeAl <sub>2</sub> O <sub>4</sub> crystal
<sup>9</sup> Be			±1.17756 9	1.8		51S33	0.915475 70	<sup>2</sup> H	BeCl <sub>2</sub> ; D <sub>2</sub> O
<sup>9</sup> Be		3/2 <sup>a</sup>			≈ ±0.02 <sup>a</sup>	53K50			Be powdered
<sup>9</sup> Be		3/2 <sup>a</sup>	±1.1776 2	2		56B48	$eqQ=\pm 0.504$ 4MHz		Be <sub>3</sub> Al <sub>2</sub> Si <sub>6</sub> O <sub>18</sub> crystals
<sup>9</sup> Be					±0.032 <sup>ca</sup>	60Po09	$(eqQ=48\text{kHz})$		(powdered Be)
<sup>8</sup> B	0.77s	[2]	±1.03551 <sup>aj</sup> 25	2.1		73Mi26	$\nu=1.90438\text{MHz}$		<sup>6</sup> Li( <sup>3</sup> He, <sub>n</sub> ) <sup>8</sup> B—recoils in Pt foil
							$\nu_p=20.5493\ddagger$ 55 and 20.5434 $\ddagger$ 100 (for H <sub>o</sub> )		
							$\ddagger$ Corrected using $\sigma_p(\text{H}_2\text{O})=26.5\text{ppm}$		
<sup>10</sup> B			±1.80105 18	3.6		53T01	0.700065 70	<sup>2</sup> H	Na <sub>2</sub> B <sub>2</sub> O <sub>4</sub> ; D <sub>2</sub> O
			±1.80073 8				1.11282 5	<sup>85</sup> Rb	Na <sub>2</sub> B <sub>2</sub> O <sub>4</sub> ; RbCl
<sup>10</sup> B			±1.80059 2	3.6		58B187	0.3348636 22	<sup>11</sup> B	NaBO <sub>2</sub>
<sup>11</sup> B			±2.68845 4	5.3		49A12	0.320827 4	<sup>1</sup> H	KBO <sub>2</sub> +K <sub>2</sub> B <sub>2</sub> O <sub>4</sub> +H <sub>2</sub> O
<sup>11</sup> B			±2.68875 13	5.3		51S33	0.825615 40	<sup>7</sup> Li	Na <sub>2</sub> B <sub>2</sub> O <sub>4</sub> ; LiC <sub>2</sub> H <sub>3</sub> O <sub>2</sub>
<sup>11</sup> B			±2.68854 3	5.3		52L18	+0.3208381 8	<sup>1</sup> H	Na <sub>2</sub> B <sub>2</sub> O <sub>4</sub> ; H <sub>2</sub> O
									K <sub>2</sub> B <sub>2</sub> O <sub>4</sub> ; H <sub>2</sub> O
<sup>11</sup> B			±2.68854 3	5.3		65Hu13	+0.3208366 18	<sup>1</sup> H	BF <sub>3</sub> ·2H <sub>2</sub> O at
							+0.32083766 22	<sup>1</sup> H	23.5, 10800G
<sup>11</sup> B			±2.6880102 <sup>1</sup> 17	—		Wtd. Ave.	0.3208377 2	<sup>1</sup> H	
<sup>12</sup> B	20.4ms	(1)	+1.003 <sup>aj</sup> 1			67Su03,	1.79641 $\ddagger$ 32,	<sup>1</sup> H	<sup>11</sup> B(d,p) recoils in Cu;
						68Su05	1.79637 $\ddagger$ 39;	<sup>1</sup> H	Pt; and Au foils
							1.79510 $\ddagger$ 25,		
							1.79526 $\ddagger$ 29;		
							1.79639 $\ddagger$ 22		
							$\ddagger$ Corrected using $\sigma_p(\text{H}_2\text{O})=26.5\text{ppm}$		
<sup>12</sup> B	20.4ms	1			±0.017 $\ddagger$ 2	70Su04	$eqQ=154$ 16;		powdered TiB <sub>2</sub> ;
						71Mi06	49 5kHz		ZrB <sub>2</sub>
							$Q^{12}/Q^{11}=\pm 0.42$ 4		
							$\ddagger$ Used $Q^{11}=\pm 0.04065$ 26(70Ne21)		
<sup>12</sup> B	20.4ms	(1)	+1.00285 <sup>akn+15</sup> <sub>-14</sub>			70Wi17			<sup>11</sup> B(d,p) recoils in Au; Cu; Pd; Pt.
									Knight shift estimated from relaxation times.
					+0.030 <sup>a</sup> 8				Recoils in Be foils; used $\gamma_\infty(\text{B}^{3+})=-0.145$
<sup>12</sup> B	20.4ms	(1)			≈ ±0.0346 <sup>ap</sup>	71Wi28	$eqQ=54.9$ 6kHz		<sup>12</sup> B recoils in Be single crystal
<sup>13</sup> B	19ms	[3/2]	±3.17712 <sup>akn</sup> 51			71Wi09	0.379104 25	<sup>1</sup> H	<sup>11</sup> B(t,p) recoils in Pd, Au, Pt
<sup>13</sup> B	19ms	[3/2]			≈ ±0.08	73Ha71	$Q^{13}/Q^{12}=2.79$ 6		<sup>11</sup> B(d,p) and <sup>11</sup> B(t,p) recoils in Mg crystal
							$eqQ^{13}=130$ 2,		
							$eqQ^{12}=46.5$ 5kHz		
<sup>13</sup> C		1/2	±0.702388 <sup>d</sup> 9	1.83		54R34	0.2514431 <sup>d</sup> 5	<sup>1</sup> H	<sup>13</sup> CH <sub>3</sub> I
<sup>13</sup> C			±0.70234 14	1.8		49P08	0.25143 5	<sup>1</sup> H	<sup>13</sup> CH <sub>3</sub> I; oil

Table E: Nuclear Moments by Nuclear Magnetic Resonance — Continued

Nucleus	$T_{1/2}$	$I$	$\mu$	Diam. Cor. (nm x 10 <sup>4</sup> )	$Q$	Refer.	$\nu/\nu'$ standard	Standard	Chemical Forms
<sup>12</sup> <sub>7</sub> N	12ms	(1)	+0.4572 <sup>aj</sup> 1	1		68Su05	0.081817 $\ddagger$ 23; 0.081850 $\ddagger$ 23, 0.081869 $\ddagger$ 23; 0.081836 $\ddagger$ 13	<sup>1</sup> H <sup>1</sup> H <sup>1</sup> H <sup>1</sup> H	<sup>10</sup> B( <sup>3</sup> He,n) recoils in Al; Cu; Pt
<sup>12</sup> <sub>7</sub> N	12ms	1 $\ddagger^*$				71Mi06			<sup>10</sup> B( <sup>3</sup> He,n) recoils in bcc metals
<sup>14</sup> <sub>7</sub> N			+0.40370 4	1.31		51P02	0.47070 5	<sup>2</sup> H	HNO <sub>3</sub> ; D <sub>2</sub> O
<sup>14</sup> <sub>7</sub> N			$\pm$ 0.40371 2	1.31		53T01	0.74837 4	<sup>85</sup> Rb	HNO <sub>3</sub> ; RbCl
<sup>14</sup> <sub>7</sub> N			+0.403603 <sup>d</sup> 7	1.31		59A134	0.072236947 <sup>d</sup> 80	<sup>1</sup> H	NH <sub>4</sub> Cl
<sup>14</sup> <sub>7</sub> N			+0.403602 <sup>d</sup> 7	1.31		62Ba63	0.072236749 <sup>d</sup> 10	<sup>1</sup> H	NH <sub>4</sub> <sup>+</sup>
<sup>14</sup> <sub>7</sub> N			+0.403565 <sup>e</sup> 10			64Ba11	(0.072236749 10)	<sup>1</sup> H	NH <sub>4</sub> <sup>+</sup>
<sup>14</sup> <sub>7</sub> N			$\pm$ 0.403747 7	1.31		68Sc03 (62Ba63)	$\dagger$ 0.072262607 <sup>e</sup> 13 (0.072236749 10)	<sup>1</sup> H <sup>1</sup> H	10M aqueous (NH <sub>4</sub> )(NO <sub>3</sub> )
									$\ddagger$ From $eqQ$ spectra
									$\ddagger$ Used measured ratios for:
									<sup>14</sup> N: $\nu(\text{NO}_3)/\nu(\text{NH}_4)=1.0003556$ 1
									<sup>1</sup> H: $\nu(\text{NH}_4)/\nu(\text{H}_2\text{O})=1.00000236$ 5
									to correct to HNO <sub>3</sub> value
<sup>14</sup> <sub>7</sub> N			$\pm$ 0.40361558 <sup>1</sup> 6	—		68Sc03	0.07226261 1	<sup>1</sup> H	
<sup>15</sup> <sub>7</sub> N			-0.28305 2	0.92		50P06	0.66004 4	<sup>2</sup> H	<sup>15</sup> NH <sub>3</sub> ; D <sub>2</sub> O
<sup>15</sup> <sub>7</sub> N			-0.28317 2	0.92		51P02	1.4027 1	<sup>14</sup> N	NaNO <sub>3</sub>
<sup>15</sup> <sub>7</sub> N			-0.283078 <sup>d</sup> 5	0.92		59A134	0.101330930 <sup>d</sup> 80	<sup>1</sup> H	NH <sub>4</sub> Cl
<sup>15</sup> <sub>7</sub> N			-0.283179 <sup>d</sup> 5				1.4027576 15	<sup>14</sup> N	NH <sub>4</sub> Cl
<sup>15</sup> <sub>7</sub> N			$\pm$ 0.283179 5	0.92		61Br13	1.4027566 10	<sup>14</sup> N	liquid N
<sup>15</sup> <sub>7</sub> N			-0.283077 <sup>d</sup> 5	0.92		62Ba63	0.101330447 <sup>d</sup> 10	<sup>1</sup> H	NH <sub>4</sub> <sup>+</sup>
<sup>15</sup> <sub>7</sub> N			-0.283179 <sup>d</sup> 5				1.40275480 <sup>d</sup> 20	<sup>14</sup> N	NH <sub>4</sub> <sup>+</sup>
<sup>15</sup> <sub>7</sub> N			-0.283051 <sup>e</sup> 7			64Ba11	(0.101330447 10)	<sup>1</sup> H	NH <sub>4</sub> <sup>+</sup>
<sup>17</sup> <sub>8</sub> O		5/2	-1.89372 10	7.5		51A08	$\dagger$ 0.88313 4	<sup>2</sup> H	H <sub>2</sub> <sup>17</sup> O+D <sub>2</sub> O
<sup>17</sup> <sub>9</sub> F	66s	[5/2]	$\pm$ 4.7224 <sup>a</sup> 12	24		66Su01	0.33797, 0.33804	<sup>1</sup> H	<sup>16</sup> O(d,n)F recoils in CaF <sub>2</sub>
<sup>19</sup> <sub>9</sub> F			$\pm$ 2.62896 7	12.2		49S56	0.940934 15	<sup>1</sup> H	C <sub>2</sub> F <sub>3</sub> Cl <sub>3</sub> ; H <sub>2</sub> O
<sup>19</sup> <sub>9</sub> F			$\pm$ 2.62861 6	12.2		50C65	0.940807 10	<sup>1</sup> H	HF+H <sub>2</sub> O
<sup>19</sup> <sub>9</sub> F			$\pm$ 2.6285 2	12.2		51B82	0.940760 50	<sup>1</sup> H	BeF <sub>2</sub> +H <sub>2</sub> O
<sup>19</sup> <sub>9</sub> F			$\pm$ 2.62863 6	12.2		51K25	0.940814 9	<sup>1</sup> H	HF+H <sub>2</sub> O
<sup>19</sup> <sub>9</sub> F			$\pm$ 2.62874 6	12.2		52L18	0.9408545 30	<sup>1</sup> H	CHFCl <sub>2</sub> ; H <sub>2</sub> O
<sup>19</sup> <sub>9</sub> F			$\pm$ 2.62896 6	12.2			0.9409330 30	<sup>1</sup> H	CFCl <sub>3</sub> ; H <sub>2</sub> O
<sup>19</sup> <sub>9</sub> F			+2.628383 <sup>e</sup> 5			64Ba11	(0.9407714 14)	<sup>1</sup> H	HF
<sup>19</sup> <sub>9</sub> F			$\pm$ 2.62880 6	12.2		65Hu13	0.9408762 22 0.94087636 10	<sup>1</sup> H <sup>1</sup> H	C <sub>6</sub> H <sub>5</sub> CF <sub>3</sub> at 23.5, 10800G CaF <sub>2</sub> crystal CaF <sub>2</sub>
<sup>20</sup> <sub>9</sub> F	11s	[2]	+2.094 <sup>a</sup> 2	10		63Ts01	$\nu=2.1820$ 7MHz $H_o=2735.8$ 4gauss		MgF <sub>2</sub> crystal(polar.n. ); $H_o=4.35$ kG
<sup>20</sup> <sub>9</sub> F	11s	[2]	$\pm$ 2.0935 <sup>a</sup> 9	10		67Gu14	$eqQ=5.77$ 2MHz $Q/Q^{19}(197\text{keV})=\pm 0.108$ 4		
<sup>20</sup> <sub>9</sub> F	11s	[2]			$\pm 0.064^*$ 20	73Ac03			
<sup>23</sup> <sub>11</sub> Na			$\pm$ 2.21736 12	13.9		51S33	1.08883 5	<sup>45</sup> Sc	Na <sub>2</sub> B <sub>2</sub> O <sub>4</sub> ; ScCl <sub>3</sub>
<sup>23</sup> <sub>11</sub> Na			$\pm$ 2.21713 14	13.9			1.08872 6	<sup>45</sup> Sc	NaBr; ScCl <sub>3</sub>
<sup>23</sup> <sub>11</sub> Na			$\pm$ 2.21751 10	13.9		52K06	0.264514 9	<sup>1</sup> H	NaI+H <sub>2</sub> O
<sup>23</sup> <sub>11</sub> Na			$\pm$ 2.21754 7	13.9		52L18	$\dagger$ 0.2645182 7	<sup>1</sup> H	Na <sub>2</sub> B <sub>2</sub> O <sub>4</sub> ; H <sub>2</sub> O NaBr; H <sub>2</sub> O
<sup>23</sup> <sub>11</sub> Na			+2.21753 8	13.9		54W37	1.723167 34	<sup>2</sup> H	NaCl+D <sub>2</sub> O



Table E: Nuclear Moments by Nuclear Magnetic Resonance — Continued

Nucleus	$T_{1/2}$	$I$	$\mu$	Diam. Cor. (nm x 10 <sup>4</sup> )	$Q$	Refer.	$\nu/\nu'$ standard	Standard	Chemical Forms
<sup>23</sup> <sub>11</sub> Na			±2.21755 7	13.9		67Lu06	†1.7231746 <sup>E</sup> 4	<sup>2</sup> H	NaCl+D <sub>2</sub> O
<sup>23</sup> <sub>11</sub> Na			±2.2161562 <sup>1</sup> 6	—		Adj.	0.26451775 7	<sup>1</sup> H	Least squares adj. of <sup>2</sup> H, <sup>7</sup> Li and <sup>23</sup> Na ratios
<sup>25</sup> <sub>12</sub> Mg			-0.85540 9	6.1		51A11	0.84714 8	<sup>14</sup> N	MgCl <sub>2</sub> ; HNO <sub>3</sub>
<sup>27</sup> <sub>13</sub> Al			±3.6412 4	29		49B07	0.26056 3	<sup>1</sup> H	not given
<sup>27</sup> <sub>13</sub> Al			±3.64161 14	28.9		50G65	0.985143 10	<sup>23</sup> Na	NaAlO <sub>2</sub>
<sup>27</sup> <sub>13</sub> Al		5/2 <sup>a</sup>				50P66			Al <sub>2</sub> O <sub>3</sub> crystal
<sup>27</sup> <sub>13</sub> Al			±3.6411 2	29		51S33	1.07261 5	<sup>45</sup> Sc	AlCl <sub>3</sub> ; ScCl <sub>3</sub>
<sup>27</sup> <sub>13</sub> Al			±3.64148 18	28.9		52K06	0.260579 8	<sup>1</sup> H	AlCl <sub>3</sub> +H <sub>2</sub> O
<sup>27</sup> <sub>13</sub> Al			±3.64135 14	28.9		52L18	0.2605694 10	<sup>1</sup> H	AlCl <sub>3</sub> +H <sub>2</sub> O
<sup>27</sup> <sub>13</sub> Al									AlCl <sub>3</sub> ; H <sub>2</sub> O
<sup>27</sup> <sub>13</sub> Al		5/2 <sup>a</sup>	+3.64128 15	28.9		54W37	0.985055 12	<sup>23</sup> Na	AlCl <sub>3</sub> +NaBr
<sup>27</sup> <sub>13</sub> Al			±3.6414 3	29		56B48			2(Be <sub>3</sub> Al <sub>2</sub> Si <sub>6</sub> O <sub>18</sub> )
<sup>27</sup> <sub>13</sub> Al					+0.377* <sup>eq</sup>	66Ar11			(Al <sub>2</sub> O <sub>3</sub> crystal)
<sup>27</sup> <sub>13</sub> Al			±3.64132 14	28.9		68Ep01	†1.69744096 <sup>E</sup> 30	<sup>2</sup> H	AlCl <sub>3</sub> +D <sub>2</sub> O
<sup>27</sup> <sub>13</sub> Al					+0.155* <sup>‡</sup>	70Sa08			Al <sub>2</sub> O <sub>3</sub>
							‡Used $eqQ=2.40\text{MHz(Pound)}$ , $1-R=1.005$ , $1-\gamma=3.59$		
<sup>27</sup> <sub>13</sub> Al					+0.148* <sup>‡</sup>	70Sh16			Al <sub>2</sub> O <sub>3</sub>
							‡Used $eqQ=2.40\text{MHz(Pound)}$ , $1-R=1.005$ , $1-\gamma=3.59$		
<sup>27</sup> <sub>13</sub> Al			±3.6384346 <sup>1</sup> 9	—		(68Ep01)	0.26056752 7	<sup>1</sup> H	
<sup>28</sup> <sub>14</sub> Si		0 <sup>†</sup>				54W08	$g^{28}/g^{29} < 0.04^d$ , if $I=1$	<sup>29</sup> Si	<sup>28</sup> SiF <sub>4</sub>
<sup>29</sup> <sub>14</sub> Si			-0.55526 4	4.9		53W51	1.29410 7	<sup>2</sup> H	cobalt glass; D <sub>2</sub> O
<sup>29</sup> <sub>14</sub> Si		1/2 <sup>d</sup>				54O01			SiH <sub>4</sub> liquid
<sup>29</sup> <sub>14</sub> Si		1/2 <sup>d</sup>				54W08			<sup>29</sup> SiF <sub>4</sub>
<sup>29</sup> <sub>15</sub> P	4.2s	[1/2]	±1.2349 <sup>a</sup> 3	13		71Su13	$\mu_{unc}=1.23374 9$ ; 1.23356 3		Si on Cu(d,n) recoils in red P; Si
<sup>31</sup> <sub>15</sub> P			±1.1321 2	11		48P09	1.5310 3	<sup>23</sup> Na	P <sub>2</sub> O <sub>5</sub> ; NaI
<sup>31</sup> <sub>15</sub> P			±1.13161 12	11.0		49B07	0.40481 4	<sup>1</sup> H	not given
<sup>31</sup> <sub>15</sub> P			±1.13183 8	11.0		51S33	1.04182 5	<sup>7</sup> Li	H <sub>3</sub> PO <sub>4</sub> ; LiC <sub>2</sub> H <sub>3</sub> O <sub>2</sub>
<sup>31</sup> <sub>15</sub> P			±1.13159 6	11.0		52K06	0.404804 10	<sup>1</sup> H	P <sub>2</sub> O <sub>5</sub> +H <sub>2</sub> O
<sup>31</sup> <sub>15</sub> P			+1.13161 6	11.0		54W37	1.530366 40	<sup>23</sup> Na	H <sub>3</sub> PO <sub>4</sub> ; NaBr
<sup>31</sup> <sub>15</sub> P			+1.13160 6	11.0			1.041611 30	<sup>7</sup> Li	H <sub>3</sub> PO <sub>4</sub> ; LiCl
<sup>31</sup> <sub>15</sub> P			±1.13177 12	11.0		55F45	0.404868 40	<sup>1</sup> H	H <sub>3</sub> PO <sub>4</sub>
<sup>31</sup> <sub>15</sub> P			±1.13176 6	11.0		63Ba23	0.404862808 5	<sup>1</sup> H	(CH <sub>3</sub> O) <sub>3</sub> P; H <sub>2</sub> O
<sup>33</sup> <sub>16</sub> S			+0.64348 9	6.8		53W51	1.06174 13	<sup>14</sup> N	CS <sub>2</sub> ; HNO <sub>3</sub>
<sup>35</sup> <sub>17</sub> Cl			+0.82180 9	9.4		51P02	0.63827 6	<sup>2</sup> H	HCl; D <sub>2</sub> O
<sup>35</sup> <sub>17</sub> Cl			±0.82186 5	9.4		52W08	<sup>50</sup> V/ <sup>2</sup> H= 0.649527 70 <sup>50</sup> V/ <sup>35</sup> Cl= 1.01758 10	<sup>2</sup> H thru <sup>50</sup> V	<sup>50</sup> VOCl <sub>3</sub> ; D <sub>2</sub> O+RbCl
<sup>35</sup> <sub>17</sub> Cl			±0.82185 6	9.4		53T01	1.01481 5	<sup>85</sup> Rb	LiCl; RbCl
<sup>35</sup> <sub>17</sub> Cl			+0.82186 5	9.4		54W37	0.638302 8	<sup>2</sup> H	RbCl+D <sub>2</sub> O
<sup>35</sup> <sub>17</sub> Cl			+0.82183 5	9.4			<sup>85</sup> Rb/ <sup>35</sup> Cl= 0.985431 18 <sup>85</sup> Rb/ <sup>2</sup> H= 0.628985 5	<sup>2</sup> H thru <sup>85</sup> Rb	RbCl+D <sub>2</sub> O

Table E: Nuclear Moments by Nuclear Magnetic Resonance — Continued

Nucleus	$T_{1/2}$	$I$	$\mu$	Diam. Cor. (nm x 10 <sup>4</sup> )	$Q$	Refer.	$\nu/\nu'$ standard	Standard	Chemical Forms
<sup>35</sup> <sub>17</sub> Cl	0.3My		±0.821818 47	9.44		70Bl08	†0.6382716 <sup>E</sup> 3	<sup>2</sup> H	NaCl+D <sub>2</sub> O
<sup>35</sup> <sub>17</sub> Cl			±0.8208743 <sup>1</sup> 4	—		(70Bl08)	0.09797858 5	<sup>1</sup> H	
<sup>36</sup> <sub>17</sub> Cl			+1.28539 9	14.8		55S110	0.74873 3	<sup>2</sup> H	HCl; D <sub>2</sub> O
<sup>37</sup> <sub>17</sub> Cl			+0.68407 7	7.8		51P02	0.83236 7	<sup>35</sup> Cl	HCl
<sup>37</sup> <sub>17</sub> Cl			±0.68413 7	7.8		51W24	0.83243 7	<sup>35</sup> Cl	LiCl
<sup>37</sup> <sub>17</sub> Cl			±0.68414 6	7.8		53T01	0.84477 5	<sup>85</sup> Rb	LiCl; RbCl
<sup>37</sup> <sub>17</sub> Cl			±0.68412 5	7.8			0.832445 4	<sup>35</sup> Cl	LiCl
<sup>37</sup> <sub>17</sub> Cl			±0.684075 40	7.85		70Bl08	0.5312927 <sup>E</sup> 3	<sup>2</sup> H	NaCl+D <sub>2</sub> O
<sup>37</sup> <sub>17</sub> Cl					70Lu03	0.83239448 8‡	<sup>35</sup> Cl	6.00M NaCl in H <sub>2</sub> O	
							‡3×-rms error + transform uncertainty		
<sup>39</sup> <sub>19</sub> K			±0.39150 4	5.2		50C65	†0.64580 6	<sup>14</sup> N	KNO <sub>3</sub> ; HNO <sub>3</sub>
<sup>39</sup> <sub>19</sub> K			+0.39140 3	5.2		54B09	not given	<sup>1</sup> H	KCO <sub>2</sub> H; H <sub>2</sub> O
<sup>39</sup> <sub>19</sub> K			±0.39155 4	5.2		55B11	†0.64588 6	<sup>14</sup> N	KF; HNO <sub>3</sub>
<sup>39</sup> <sub>19</sub> K						57K07	$Q^{41}/Q^{39}=1.22^a$		KClO <sub>3</sub> crystals
<sup>39</sup> <sub>19</sub> K			±0.39147 3	5.2		68Br16	†0.0466634 5	<sup>1</sup> H	H <sub>2</sub> O+15M KCOOH H <sub>2</sub> O+0.1M MnCl <sub>2</sub>
<sup>39</sup> <sub>19</sub> K			±0.390952 <sup>1</sup> 6	—		Wtd. Ave.	0.0466636 7	<sup>1</sup> H	
<sup>41</sup> <sub>19</sub> K			+0.21486 3	2.85		54B09	†0.54886 8	<sup>39</sup> K	KCO <sub>2</sub> H; H <sub>2</sub> O
<sup>41</sup> <sub>19</sub> K			±0.214873 14	2.85		67Lu02	†0.1668530 8‡	<sup>2</sup> H	aqueous KF; D <sub>2</sub> O
					71Ka30				two spectrometers
							‡Uncertainty is 3×-rms error ± 2ppm field inhomogeneity ± 2ppm field uncertainty at 2 probe sites		
<sup>41</sup> <sub>19</sub> K			±0.2145879 <sup>1</sup> 10	—		(67Lu02) (71Ka30)	0.02561295 12	<sup>1</sup> H	
<sup>41</sup> <sub>20</sub> Ca	110ky	7/2	-1.5946 1	22.6		62Br30	0.530631 3	<sup>2</sup> H	Ca(NO <sub>3</sub> ) <sub>2</sub> ; not given
<sup>43</sup> <sub>20</sub> Ca		7/2	-1.31721 15	18.7		53J06	0.43832 4	<sup>2</sup> H	CaBr <sub>2</sub> +D <sub>2</sub> O
<sup>41</sup> <sub>21</sub> Sc	0.59s	[7/2]	±5.43 <sup>ap</sup> 2			72Su05	0.2772	<sup>1</sup> H	<sup>40</sup> Ca(d,n) recoils in Pt foil at 4.2°K
<sup>45</sup> <sub>21</sub> Sc			±4.7564 4	72		50H15	0.242939 3	<sup>1</sup> H	ScCl <sub>3</sub> ; not given
<sup>45</sup> <sub>21</sub> Sc			±4.7557 10	72		50S58	0.96954 6	<sup>79</sup> Br	ScCl <sub>3</sub> ; NaBr
<sup>45</sup> <sub>21</sub> Sc			±4.7564 4	72		51H54	0.242939 3	<sup>1</sup> H	Sc(NO <sub>3</sub> ) <sub>3</sub> ; not given
<sup>45</sup> <sub>21</sub> Sc			+4.7557 6	72		51P02	0.9183 1	<sup>23</sup> Na	Sc(NO <sub>3</sub> ) <sub>3</sub> ; NaCl
<sup>45</sup> <sub>21</sub> Sc			±4.75591 36	71.7		69Lu01	†1.5824534 <sup>E</sup> 6	<sup>2</sup> H	ScCl <sub>3</sub> +D <sub>2</sub> O+H <sub>2</sub> O+HCl
<sup>45</sup> <sub>21</sub> Sc			±4.748745 <sup>1</sup> 2	—		(69Lu01)	0.24291623 10	<sup>1</sup> H	
<sup>47</sup> <sub>22</sub> Ti		5/2	-0.78838 14	12.7		53J16	0.36721 6	<sup>2</sup> H	<sup>47</sup> TiCl <sub>4</sub> liquid; D <sub>2</sub> O
<sup>47</sup> <sub>22</sub> Ti			±0.78846 6	12.7		65Dr03	1.20811 1	<sup>39</sup> K	TiCl <sub>4</sub> ; HCO <sub>2</sub> K
<sup>49</sup> <sub>22</sub> Ti		7/2	-1.10402 20	17.7		53J16	0.36731 6	<sup>2</sup> H	<sup>49</sup> TiCl <sub>4</sub> liquid; D <sub>2</sub> O
<sup>49</sup> <sub>22</sub> Ti			±1.10414 9	17.7		65Dr03	1.20844 1	<sup>39</sup> K	TiCl <sub>4</sub> ; HCO <sub>2</sub> K
<sup>50</sup> <sub>23</sub> V	40Jy		+3.3471 3	57		54W37	0.649518 8	<sup>2</sup> H	VOCl <sub>3</sub> ; D <sub>2</sub> O
			+3.3469 3	57			†1.017583 11	<sup>35</sup> Cl	VOCl <sub>3</sub> ; RbCl
			+3.3470 3	57			†1.032631 29	<sup>85</sup> Rb	VOCl <sub>3</sub> ; RbCl
<sup>50</sup> <sub>23</sub> V	40Jy		±3.34124 <sup>1</sup> 3	—		Wtd. Ave.	0.0997015 10	<sup>1</sup> H	
<sup>51</sup> <sub>23</sub> V				±5.1484 5	88		49K24	0.99394 3	<sup>23</sup> Na
<sup>51</sup> <sub>23</sub> V			positive			51P02			Na <sup>51</sup> VO <sub>3</sub>
<sup>51</sup> <sub>23</sub> V			±5.1448 5	88		51S33	1.08156 5	<sup>45</sup> Sc	V <sub>2</sub> O <sub>5</sub> ; ScCl <sub>3</sub>
<sup>51</sup> <sub>23</sub> V			+5.1480 5	88		52W21	0.993855 35	<sup>23</sup> Na	NaVO <sub>3</sub>
<sup>51</sup> <sub>23</sub> V			+5.1506 5	88			0.994358 26	<sup>23</sup> Na	VOCl <sub>3</sub> ; NaVO <sub>3</sub>
<sup>51</sup> <sub>23</sub> V			±5.15062 43	87.8		64Ho20	2.638122 1	<sup>50</sup> V	liquid VOCl <sub>3</sub>
							$Q^{50}/Q^{51}=1.27^b$		

Table E: Nuclear Moments by Nuclear Magnetic Resonance — Continued

Nucleus	$T_{1/2}$	$I$	$\mu$	Diam. Cor. (nm x 10 <sup>4</sup> )	$Q$	Refer.	$\nu/\nu'_{\text{standard}}$	Standard	Chemical Forms
<sup>51</sup> V <sup>23</sup> V <sup>51</sup> V <sup>23</sup> V					$\pm 0.0073^{*a}$ $\pm 0.26^{*c}$ $\approx 0.04$	64Na05 66Ar11 67Sa10	(1- $\gamma$ ) $eqQ=752$ kHz ((1- $\gamma$ ) $eqQ=6.4$ MHz) $eqQ=740$ kHz $eqQ=3.3$ MHz		V <sub>2</sub> O <sub>5</sub> (V <sub>2</sub> O <sub>3</sub> ) V <sub>2</sub> O <sub>5</sub> NH <sub>4</sub> VO <sub>3</sub> ; NaVO <sub>3</sub> ; Na <sub>3</sub> VO <sub>4</sub> *14; Na <sub>4</sub> V <sub>2</sub> O <sub>7</sub> *16
<sup>53</sup> Cr <sup>24</sup> Cr <sup>53</sup> Cr <sup>24</sup> Cr <sup>53</sup> Cr <sup>24</sup> Cr <sup>53</sup> Cr <sup>24</sup> Cr		3/2	-0.47445 5 -0.47440 6	8.6 8.6		53A06 53J14 54H39 64Ru07 66Ar11	0.78226 5 0.36820 3	<sup>14</sup> N <sup>2</sup> H	Na <sub>2</sub> CrO <sub>4</sub> ; HNO <sub>3</sub> Na <sub>2</sub> CrO <sub>4</sub> ; D <sub>2</sub> O Na <sub>2</sub> CrO <sub>4</sub> ; D <sub>2</sub> O <sup>53</sup> Cr <sub>2</sub> O <sub>3</sub> powder (Cr <sub>2</sub> O <sub>3</sub> powder)
<sup>52</sup> Mn <sup>25</sup> Mn	5.7d		+3.059* $\pm$ 2 or +3.0764* $\pm$ 6	59	+0.53* $\pm$ 7	70Ni11	0.36961 7 $Q/Q^{55}=+1.5$ 2 $\dagger$ Using $\mu_{\text{unc}}^{55}=3.442$ or 3.4614, $Q^{55}=+0.35$ 5	<sup>55</sup> Mn	(Ce,La) <sub>2</sub> Mg <sub>3</sub> (NO <sub>3</sub> ) <sub>12</sub> *24 at 0.1°K
<sup>54</sup> Mn <sup>25</sup> Mn	312d		$\pm 3.284^* \pm 5$ or $\pm 3.302^* \pm 5$	63		67Te01	$\dagger$ Using $\mu_{\text{unc}}^{55}=3.442$ or 3.4614		<sup>54</sup> Mn in Fe
<sup>54</sup> Mn <sup>25</sup> Mn	312d		+3.278* $\pm$ 2 or +3.2959* $\pm$ 2	63	+0.35* $\pm$ 4	70Ni11	0.79199 6 $Q/Q^{55}=+0.99$ 10 $\dagger$ Using $\mu_{\text{unc}}^{55}=3.442$ or 3.4614, $Q^{55}=+0.35$ 5	<sup>55</sup> Mn	(Ce,La) <sub>2</sub> Mg <sub>3</sub> (NO <sub>3</sub> ) <sub>12</sub> *24 at 0.1°K
<sup>55</sup> Mn <sup>25</sup> Mn <sup>55</sup> Mn <sup>25</sup> Mn <sup>55</sup> Mn <sup>25</sup> Mn			+3.4682 5 $\pm 3.4674$ 4 $\pm 3.4680$ 3	66 66 66		51P02 51S33 69Lu06	0.9372 1 1.02028 5 $\dagger 1.6148654^E$ 4	<sup>23</sup> Na <sup>45</sup> Sc <sup>2</sup> H	LiMnO <sub>4</sub> ; NaCl Ca(MnO <sub>4</sub> ) <sub>2</sub> ; ScCl KMnO <sub>4</sub> +D <sub>2</sub> O at 25°C
<sup>55</sup> Mn <sup>25</sup> Mn			$\pm 3.4614353^1$ 8	—		(69Lu06)	0.24789167 6	<sup>1</sup> H	
<sup>57</sup> Fe <sup>26</sup> Fe			$\pm 0.09030$ 13	1.8		67Go11	$\gamma/2\pi=$ 137.4 2Hz/G		YIG, magnetically saturated
<sup>57</sup> Fe <sup>26</sup> Fe			$\pm 0.090604$ 9	1.83		70Sc11	0.9281533 9 $\dagger$ $\dagger 3\times$ -rms error + 0.4ppm field inhomogeneity	<sup>73</sup> Ge	Fe(CO) <sub>5</sub> ; GeCl <sub>4</sub>
<sup>57</sup> Co <sup>27</sup> Co	270d		+4.722* $\pm$ 17		+0.49 $\pm$ 9	72Ni01	1.023 3 $Q/Q^{59}=1.29$ 18 $\dagger$ Used $\mu^{59}=4.616$ 9, $Q^{59}=+0.38$	<sup>59</sup> Co	(Ce,La) <sub>2</sub> Mg <sub>3</sub> (NO <sub>3</sub> ) <sub>12</sub> *25 crystal
<sup>58</sup> Co <sup>27</sup> Co	71.3d	[2]	+4.035* $\pm$ 8		+0.21 $\pm$ 3	72Ni01	1.59298 2 $Q/Q^{59}=0.54$ 3 $\dagger$ Used $\mu^{59}=4.616$ 9, $Q^{59}=+0.38$	<sup>59</sup> Co	(Ce,La) <sub>2</sub> Mg <sub>3</sub> (NO <sub>3</sub> ) <sub>12</sub> *24 crystal
<sup>59</sup> Co <sup>27</sup> Co <sup>59</sup> Co <sup>27</sup> Co <sup>59</sup> Co <sup>27</sup> Co			+4.6488 7 $\pm 4.583^c$ 5 $\pm 4.626^k$ 9	99 99		51P02 57F20 67Wa16	0.89709 9 $\gamma/2\pi=$ 1.0054 <sup>k</sup> 20kHz/G $\gamma/2\pi=1.003^{\dagger k}$ Hz/G	<sup>23</sup> Na	K <sub>3</sub> Co(CN) <sub>6</sub> ; NaCl several crushed intermetallic CoSi; CoSi <sub>2</sub> TiFe <sub>1-x</sub> Co <sub>x</sub> Measured fields using $\mu(^{39}\text{K})=0.39090$ for aqueous KI
<sup>59</sup> Co <sup>27</sup> Co			$\pm 4.616^k \pm$	99		70Sw05			
<sup>60</sup> Co <sup>27</sup> Co	5.26y		+3.790* $\pm$ 8		+0.42 $\pm$ 5	72Ni01	$\dagger$ Includes data of 67Wa16 0.5747 2 $Q/Q^{59}=1.11$ 6 $\dagger$ Used $\mu^{59}=4.616$ 9, $Q^{59}=+0.38$	<sup>59</sup> Co	(Ce,La) <sub>2</sub> Mg <sub>3</sub> (NO <sub>3</sub> ) <sub>12</sub> *24 crystal
<sup>61</sup> Ni <sup>28</sup> Ni <sup>61</sup> Ni <sup>28</sup> Ni			$\approx \pm 0.54$ $\pm 0.70$ 4			62Bu08 63St08	$\gamma/2\pi=$ 0.354 20kHz/G		Ni metal <sup>61</sup> Ni powder

Table E: Nuclear Moments by Nuclear Magnetic Resonance — Continued

Nucleus	$T_{1/2}$	$I$	$\mu$	Diam. Cor. (nm x 10 <sup>4</sup> )	$Q$	Refer.	$\nu/\nu'$ standard	Standard	Chemical Forms
<sup>61</sup> <sub>28</sub> Ni			-0.74984 $\pm$ 10	16.9		64Dr02	0.658944 5	<sup>17</sup> O	<sup>17</sup> O in liquid Ni(CO) <sub>4</sub>
									‡Includes a chemical shift correction for O in Ni(CO) <sub>4</sub> of -362ppm [62Br46]
<sup>61</sup> <sub>28</sub> Ni			$\pm$ 0.75173 <sup>1</sup> 9	16.9		65Dr03	0.91371 4	<sup>35</sup> Cl	Ni-Al alloy; CaCl <sub>2</sub>
<sup>63</sup> <sub>29</sub> Cu			$\pm$ 2.2263 5	53		48P11	1.0022 2	<sup>23</sup> Na	CuCl powder; NaBr powder
<sup>63</sup> <sub>29</sub> Cu			$\pm$ 2.2260 5	53		49B07	0.265056 52	<sup>1</sup> H	not given
<sup>63</sup> <sub>29</sub> Cu			$\pm$ 2.2267 5	53		49Z02	0.26515 5	<sup>1</sup> H	Cu <sub>2</sub> Cl <sub>2</sub> +CuCl <sub>2</sub> ; H <sub>2</sub> O
<sup>63</sup> <sub>29</sub> Cu					$\pm 0.2^a$ $I$	51B98	$Q^{63}/Q^{65}=1.081 3$		K <sub>3</sub> [Cu(CN) <sub>4</sub> ] crystal
<sup>63</sup> <sub>29</sub> Cu			$\pm$ 2.2262 3	53		51S33	1.09125 6	<sup>45</sup> Sc	Cu <sub>2</sub> Cl <sub>2</sub> powder; ScCl <sub>3</sub>
<sup>63</sup> <sub>29</sub> Cu			+2.2259 3	53		54W37	1.002008 16	<sup>23</sup> Na	Cu <sub>2</sub> Cl <sub>2</sub> +CuCl <sub>2</sub> ; NaBr
<sup>63</sup> <sub>29</sub> Cu			$\pm$ 2.2259	53		72Me25	$\gamma/2\pi=1.1285\text{kHz/G}$		CuBr in KCN
<sup>65</sup> <sub>29</sub> Cu			$\pm$ 2.3846 7	57		48P11	1.0711 2	<sup>63</sup> Cu	CuCl powder
<sup>65</sup> <sub>29</sub> Cu			$\pm$ 2.3843 6	57		49B07	0.28391 6	<sup>1</sup> H	not given
<sup>65</sup> <sub>29</sub> Cu			$\pm$ 2.3854 8	57		49Z02	0.28404 8	<sup>1</sup> H	Cu <sub>2</sub> Cl <sub>2</sub> +CuCl <sub>2</sub> ; H <sub>2</sub> O
<sup>65</sup> <sub>29</sub> Cu			$\pm$ 2.3858 3	57		51S33	1.16951 6	<sup>45</sup> Sc	Cu <sub>2</sub> Cl <sub>2</sub> powder; ScCl <sub>3</sub>
<sup>65</sup> <sub>29</sub> Cu			+2.3846 3	57		54W37	1.073475 10	<sup>23</sup> Na	CuCl <sub>2</sub> +Cu <sub>2</sub> Cl <sub>2</sub> ; NaBr
<sup>65</sup> <sub>29</sub> Cu			$\pm$ 2.3847 $\ddagger$	57		72Me25			‡Using $\mu^{65}/\mu^{63}=1.07132 2$ [54W37]
<sup>65</sup> <sub>29</sub> Cu						74Lo12	1.0712107 $\ddagger$ 7	<sup>63</sup> Cu	powdered CuCl, CuI and CuRh <sub>2</sub> Se <sub>4</sub>
									‡Average for three materials at $H_0=12.5$ or 14.0 kG and $T=77$ to 494°K
<sup>67</sup> <sub>30</sub> Zn		5/2	+0.8755 $\ddagger$ 11	21.8		53W51	0.86580 1	<sup>14</sup> N	Zn(NH <sub>3</sub> ) <sub>4</sub> <sup>++</sup>
									‡Includes calculated chemical shift correction of 290ppm [64Ba11] to correct for N in NH <sub>3</sub> to N in NO <sub>3</sub>
<sup>67</sup> <sub>30</sub> Zn			$\pm$ 0.87524 <sup>1</sup> 11	21.8		67Sp04	0.0625241 <sup>1</sup> 6	<sup>1</sup> H	<sup>67</sup> Zn vapor; mineral oil
<sup>69</sup> <sub>31</sub> Ga			+2.0161 3	53		54W37	0.907349 20	<sup>23</sup> Na	GaCl <sub>3</sub> ; NaCl
<sup>69</sup> <sub>31</sub> Ga			$\pm$ 2.0161 3	53		55R35	0.7870148 13	<sup>71</sup> Ga	GaCl <sub>3</sub>
<sup>71</sup> <sub>31</sub> Ga			$\pm$ 2.5617 9	67		48P09	1.1529 4	<sup>23</sup> Na	GaCl <sub>3</sub> ; NaI
<sup>71</sup> <sub>31</sub> Ga			+2.5616 3	67		54W37	1.152872 8	<sup>23</sup> Na	GaCl <sub>3</sub> ; NaCl
<sup>71</sup> <sub>31</sub> Ga						71Lu15	1.2706243 3 $\ddagger$	<sup>69</sup> Ga	saturated solution of Ga(NO <sub>3</sub> ) <sub>3</sub> in H <sub>2</sub> O
									‡3 $\times$ -rms error + transform uncertainty
<sup>73</sup> <sub>32</sub> Ge			-0.8792 3	24		53J16	0.35572 4	<sup>35</sup> Cl	GeCl <sub>4</sub> ; TiCl <sub>4</sub>
									$\nu(^{35}\text{Cl in TiCl}_4)/\nu(^{35}\text{Cl in RbCl})=1.00088 25$
<sup>73</sup> <sub>32</sub> Ge			$\pm$ 0.87915 15	24.0		54A27	0.22724 2	<sup>2</sup> H	GeCl <sub>4</sub> ; D <sub>2</sub> O+MnCl <sub>2</sub>
<sup>73</sup> <sub>32</sub> Ge			$\pm$ 0.87919 12	24.0		71Ka30	+0.2272486 10 $\ddagger$	<sup>2</sup> H	GeCl <sub>4</sub> ; D <sub>2</sub> O
						70Sc11	+1.3619664 5 $\ddagger$	<sup>41</sup> K	GeCl <sub>4</sub> ; 9M aqueous KF
									Earlier data of [67Lu07] incorrect due to field inhomogeneities
									‡3 $\times$ -rms error + 0.4ppm field uncertainty
<sup>73</sup> <sub>32</sub> Ge			$\pm$ 0.8767852 <sup>1</sup> 4	—		(71Ka30)	0.03488401 14	<sup>1</sup> H	
<sup>73m</sup> <sub>33</sub> As	5.8 $\mu$ s	[9/2]	+5.157 <sup>akn</sup> 32			69Qu03	$ g (1+K)=1.1495 57$		liquid metal <sup>71</sup> Ga( $\alpha,2n$ ); assumed $K=+0.0032 10$
<sup>75</sup> <sub>33</sub> As		3/2	+1.4392 3	41		52J05	0.17129 3	<sup>1</sup> H	Na <sub>3</sub> AsS <sub>4</sub> ; H <sub>2</sub> O
<sup>75</sup> <sub>33</sub> As			$\pm$ 1.4390 2	41		53T01	1.11569 5	<sup>2</sup> H	Na <sub>2</sub> HAsO <sub>4</sub> ; D <sub>2</sub> O
<sup>75</sup> <sub>33</sub> As			+1.4390 4	41		53W51	0.64745 15	<sup>23</sup> Na	Na <sub>2</sub> HAsO <sub>4</sub> ; NaCl

Table E: Nuclear Moments by Nuclear Magnetic Resonance — Continued

Nucleus	$T_{1/2}$	$I$	$\mu$	Diam. Cor. (nm x 10 <sup>4</sup> )	$Q$	Refer.	$\nu/\nu'$ standard	Standard	Chemical Forms
<sup>77</sup> Se			+0.53488 8	15.8		53W51	0.72193 2	<sup>23</sup> Na	H <sub>2</sub> SeO <sub>3</sub> ; NaCl
<sup>77</sup> Se			+0.53406 8	15.8		54W37	1.242100 19	<sup>2</sup> H	H <sub>2</sub> Se; D <sub>2</sub> O
<sup>78m</sup> Br	100 μs	[4]	±4.113 <sup>aj</sup> 12	127		71Br31			molten Se-Tl alloy (pulsed p,n); H <sub>0</sub> =6.5G
<sup>79</sup> Br			±2.1056 9	65		47P16	0.9278 3	<sup>81</sup> Br	LiBr or NaBr
<sup>79</sup> Br					≈0.4 <sup>b</sup>	48P09	Q <sup>79</sup> /Q <sup>81</sup> =1.75 <sup>b</sup>	<sup>127</sup> I	LiBr; NaI
<sup>79</sup> Br			±2.1059 5	65		49Z02	0.25059 5	<sup>1</sup> H	NaBr; H <sub>2</sub> O
<sup>79</sup> Br			±2.1057 3	65		51S33	1.03145 5	<sup>45</sup> Sc	NaBr; ScCl <sub>3</sub>
<sup>79</sup> Br			+2.1055 3	65		54W37	0.947140 9	<sup>23</sup> Na	NaBr
<sup>79</sup> Br			±2.1055 3	65		70B108	1.632111 <sup>E</sup> 3‡	<sup>2</sup> H	KBr+D <sub>2</sub> O
							‡3×-rms error + systematic errors		
<sup>81</sup> Br			±2.2695 8	70		47P16	1.0209 3	<sup>23</sup> Na	LiBr; not given
									NaBr
<sup>81</sup> Br			±2.2693 8	70		49B07	0.27003 8	<sup>1</sup> H	not given
<sup>81</sup> Br			±2.2702 6	70		49Z02	0.27014 5	<sup>1</sup> H	NaBr; H <sub>2</sub> O
<sup>81</sup> Br			±2.2694 4	70		51S33	1.11165 6	<sup>45</sup> Sc	NaBr; ScCl <sub>3</sub>
<sup>81</sup> Br			+2.2696 4	70		54W37	1.020965 14	<sup>23</sup> Na	NaBr
<sup>81</sup> Br			±2.2696 4	70		70B108	1.759309 <sup>E</sup> 3‡	<sup>2</sup> H	KBr+D <sub>2</sub> O
							‡3×-rms error + systematic errors		
<sup>81</sup> Br						70Lu02	1.0779355 3‡	<sup>79</sup> Br	7.31M NH <sub>4</sub> Br in H <sub>2</sub> O; H <sub>0</sub> ≈18.07kG
							‡3×-rms error		
<sup>81m</sup> Br	35 μs	[9/2]	±5.86 <sup>a</sup> 7	180		71Br31			molten Se-Tl alloy (pulsed p,n); H <sub>0</sub> =10.4G
<sup>83</sup> Kr			+‡0.97017 16	31.1		54B03	not given		Kr gas
							‡Atomic spectra and beams measurements determine μ to be negative		
<sup>83</sup> Kr			±0.97034 16	31.1		68Br16	0.8246789 <sup>E</sup> 24	<sup>39</sup> K	Kr gas; KCOOH
							<sup>39</sup> K/ <sup>1</sup> H=0.0466634 5		
			±0.97033 16	31.1			0.0384825 <sup>E</sup> 6	<sup>1</sup> H	Kr gas; H <sub>2</sub> O
<sup>85</sup> Rb			±1.3527 2	45		51Y03	†0.09655207 30	<sup>1</sup> H	RbCl; H <sub>2</sub> O
<sup>85</sup> Rb			±1.3528 2	45		52W08	<sup>50</sup> V/ <sup>2</sup> H=	<sup>2</sup> H	VOCl <sub>3</sub> ; RbCl+D <sub>2</sub> O
							0.649527 70		
							<sup>50</sup> V/ <sup>85</sup> Rb=		
							1.03262 10		
<sup>85</sup> Rb			+1.3527 2	45		54W37	0.628985 5	<sup>2</sup> H	RbCl+D <sub>2</sub> O
<sup>85</sup> Rb			±1.3527 2	45		61B108	†0.6289789 4	<sup>2</sup> H	RbCl; D <sub>2</sub> O
<sup>85</sup> Rb			±1.3482052 <sup>1</sup> 8	—		Wtd. Ave.	0.096552095 54	<sup>1</sup> H	
<sup>87</sup> Rb	47Gy		±2.7503 7	92		49B07	0.32718 6	<sup>1</sup> H	not given
<sup>87</sup> Rb	47Gy		±2.7503 14	92		49Z02	0.32718 16	<sup>1</sup> H	Rb <sub>2</sub> CO <sub>3</sub> ; H <sub>2</sub> O
<sup>87</sup> Rb	47Gy		±2.7506 5	92		51A31	3.388966 47	<sup>85</sup> Rb	RbCl
<sup>87</sup> Rb	47Gy		±2.7495 5	92		51S33	1.25529 6	<sup>27</sup> Al	Rb <sub>2</sub> CO <sub>3</sub> ; AlCl <sub>3</sub>
<sup>87</sup> Rb	47Gy		±2.7506 5	92		51Y03	0.32721338 55	<sup>1</sup> H	RbCl; H <sub>2</sub> O
<sup>87</sup> Rb	47Gy		+2.7506 5	92		54W37	1.237041 8	<sup>23</sup> Na	RbCl; NaCl
<sup>87</sup> Rb	47Gy		±2.7507 5	92		61B108	2.1315984 2	<sup>2</sup> H	RbCl; D <sub>2</sub> O
<sup>87</sup> Rb	47Gy		±2.7505 5	92		67Lu06	2.1315419 <sup>E</sup> 15	<sup>2</sup> H	RbCl+D <sub>2</sub> O
<sup>87</sup> Sr			-1.0930 2	38		53J14	0.28232 3	<sup>2</sup> H	<sup>87</sup> SrBr <sub>2</sub> ; D <sub>2</sub> O
<sup>89</sup> Y			-0.13732 3	4.9		54B09	0.048994 1	<sup>1</sup> H	Y(NO <sub>3</sub> ) <sub>3</sub> ; H <sub>2</sub> O
<sup>89</sup> Y			±0.137344 26	4.91		65Ba42	0.678141 18	<sup>14</sup> N	YCl <sub>3</sub> ; HNO <sub>3</sub>

Table E: Nuclear Moments by Nuclear Magnetic Resonance — Continued

Nucleus	$T_{1/2}$	$I$	$\mu$	Diam. Cor. (nm x 10 <sup>4</sup> )	$Q$	Refer.	$\nu/\nu'$ standard	Standard	Chemical Forms
<sup>91</sup> Zr <sub>40</sub> Zr		5/2	-1.3028 2	48		57Br26	0.60557 1	<sup>2</sup> H	(NH <sub>4</sub> ) <sub>2</sub> ZrF <sub>6</sub> +D <sub>2</sub> O
<sup>93</sup> Nb <sub>41</sub> Nb			±6.1672 12	236		51S33	1.00613 5	<sup>45</sup> Sc	Nb <sub>2</sub> O <sub>5</sub> ; ScCl <sub>3</sub>
<sup>95</sup> Mo <sub>42</sub> Mo			-0.9136 2	36		51P02	0.97943 10	<sup>97</sup> Mo	K <sub>2</sub> MoO <sub>4</sub>
<sup>95</sup> Mo <sub>42</sub> Mo					±0.12 <sup>f</sup> 3	66Na04			Mo metal
<sup>97</sup> Mo <sub>42</sub> Mo			-0.9328 2	37		51P02	0.9208 1	<sup>14</sup> N	K <sub>2</sub> MoO <sub>4</sub> ; HNO <sub>3</sub>
<sup>97</sup> Mo <sub>42</sub> Mo						65Ka03	$ Q^{97}/Q^{95}  > 1^f$		K <sub>2</sub> MoO <sub>4</sub> solution
<sup>97</sup> Mo <sub>42</sub> Mo					±1.1 2	66Na04	$Q^{97}/Q^{95} = 9.2^b 8$ $(Q^{97}/Q^{95} = 9.2^b 8)$		
<sup>96</sup> Tc <sub>43</sub> Tc	4.3d	(6‡)	±4.60‡ <sup>am</sup> 14			71Fo24			Tc-Fe; $H_{int} = -298$ 10kG
									‡Obtained g from slope of $\nu$ vs $H$ ; spin measured by ABMR (1974)
<sup>99</sup> Tc <sub>43</sub> Tc	210ky		+5.6807 12	234		52W02	1.46628 10	<sup>2</sup> H	NH <sub>4</sub> TcO <sub>4</sub> +D <sub>2</sub> O
<sup>103</sup> Rh <sub>45</sub> Rh			-0.088321 <sup>k</sup> 19	3.87		55S110	0.205574 7	<sup>2</sup> H	Rh metal; D <sub>2</sub> O
<sup>103</sup> Rh <sub>45</sub> Rh			-0.08825 <sup>k</sup> 2	3.9		65Se11	not given		RhSn <sub>2</sub>
<sup>105</sup> Pd <sub>46</sub> Pd			±0.6015 <sup>j</sup> 6	26		62Co25	0.04388 4	<sup>1</sup> H	Pd metal (finely divided); H <sub>2</sub> O
<sup>105</sup> Pd <sub>46</sub> Pd			-0.642 <sup>k</sup> 3	30		64Se13	not given		Pd metal
<sup>107</sup> Ag <sub>47</sub> Ag			-0.11354 3	5.3		54B09	0.040468 1	<sup>1</sup> H	AgNO <sub>3</sub> ; H <sub>2</sub> O
<sup>107</sup> Ag <sub>47</sub> Ag			-0.11358 3	5.3		54S105	0.86985 1	<sup>109</sup> Ag	AgNO <sub>3</sub>
<sup>109</sup> Ag <sub>47</sub> Ag			-0.13053 3	6.1		54B09	0.046523 1	<sup>1</sup> H	AgNO <sub>3</sub> ; H <sub>2</sub> O
<sup>109</sup> Ag <sub>47</sub> Ag			-0.13057 3	6.1		54S105	0.30316 3	<sup>2</sup> H	AgNO <sub>3</sub> ; D <sub>2</sub> O
<sup>109</sup> Ag <sub>47</sub> Ag			±0.13124 <sup>j</sup> 3	6.1		67Na13	0.304715 6	<sup>2</sup> H	Au <sub>x</sub> Ag <sub>1-x</sub> ; D <sub>2</sub> O
							$\gamma/2\pi = 0.199150$ 4 kHz/G		
<sup>110</sup> Ag <sub>47</sub> Ag	24.4s		±2.7210 <sup>a</sup> 8	126		69Ac02	$\gamma/2\pi = 2.0645$ 6kHz/G		AgF, AgCl, AgBr, Ag <sub>2</sub> O, Ag <sub>2</sub> O <sub>2</sub> (polar. n. ); T ~ 8°K
<sup>107</sup> Cd <sub>48</sub> Cd	6.7h		±0.61444 <sup>i</sup> 15	29.4		66Mc17	0.0437924 <sup>i</sup> 20	<sup>1</sup> H	Cd vapor; mineral oil
<sup>109</sup> Cd <sub>48</sub> Cd	470d		±0.82701 <sup>i</sup> 20	39.5		66Mc17	0.0589435 <sup>i</sup> 20	<sup>1</sup> H	Cd vapor; mineral oil
<sup>111</sup> Cd <sub>48</sub> Cd		1/2	-0.59499 16	28.4		50P51	0.8016 1	<sup>23</sup> Na	CdCl <sub>2</sub> ; NaCl
<sup>111</sup> Cd <sub>48</sub> Cd			±0.59429 <sup>‡</sup> 14	28.4		66Le21	1.1879850 <sup>i</sup> 5	<sup>199</sup> Hg	<sup>111</sup> Cd+ <sup>199</sup> Hg vapor
									‡Based on $\nu(^{199}\text{Hg})/\nu(^1\text{H})$ from optical pumping measurements
<sup>111</sup> Cd <sub>48</sub> Cd			±0.59428 <sup>i</sup> 14	28.4		66Mc16	0.211782 <sup>i</sup> 2	<sup>1</sup> H	Cd vapor; mineral oil
<sup>113</sup> Cd <sub>48</sub> Cd	>3Jy	1/2	-0.62245 17	29.7		50P51	0.8386 1	<sup>23</sup> Na	CdCl <sub>2</sub> ; NaCl
<sup>113</sup> Cd <sub>48</sub> Cd	>3Jy					59K39	1.046083 <sup>d</sup> 3	<sup>111</sup> Cd	Cd(CH <sub>3</sub> ) <sub>2</sub>
<sup>113</sup> Cd <sub>48</sub> Cd	>3Jy		±0.62167 <sup>‡</sup> 15	29.7		67Le22	1.0460840 <sup>i</sup> 2	<sup>111</sup> Cd	<sup>111</sup> Cd+ <sup>113</sup> Cd vapor
									‡Based on $\nu(^{199}\text{Hg})/\nu(^1\text{H})$ from optical pumping measurements
<sup>113</sup> Cd <sub>48</sub> Cd	>3Jy		±0.62167 <sup>i</sup> 15	29.7		66Mc16	0.221543 <sup>i</sup> 2	<sup>1</sup> H	Cd vapor; mineral oil
<sup>113</sup> In <sub>49</sub> In			±5.5232 15	271		51P02	0.82667 8	<sup>23</sup> Na	In(NO <sub>3</sub> ) <sub>3</sub> ; NaCl
<sup>113</sup> In <sub>49</sub> In			±5.5223 15	271		53T01	0.99787 4	<sup>115</sup> In	In(NO <sub>3</sub> ) <sub>3</sub>
<sup>113</sup> In <sub>49</sub> In			±5.5229 16	271		57R42	0.9978609 12	<sup>115</sup> In	In(ClO <sub>4</sub> ) <sub>3</sub>
<sup>113</sup> In <sub>49</sub> In			±5.5229 14	271		71Lu15	0.9978610 3‡	<sup>115</sup> In	1.6m% In(ClO <sub>4</sub> ) <sub>3</sub> + 0.5m% H(ClO <sub>4</sub> ) + 97.9m% H <sub>2</sub> O; $H_o = 18.07$ kG

‡3×-rms error + Fourier Transform error

Table E: Nuclear Moments by Nuclear Magnetic Resonance — Continued

Nucleus	$T_{1/2}$	$I$	$\mu$	Diam. Cor. (nm x 10 <sup>4</sup> )	$Q$	Refer.	$\nu/\nu'_{\text{standard}}$	Standard	Chemical Forms		
<sup>115</sup> <sub>49</sub> In	600Ty		±5.5348 15	272		51P02	0.82841 8	<sup>23</sup> Na	In(NO <sub>3</sub> ) <sub>3</sub> ; NaCl		
<sup>115</sup> <sub>49</sub> In	600Ty		±5.5336 15	272		53T01	0.901877 50	<sup>45</sup> Sc	In(NO <sub>3</sub> ) <sub>3</sub> ; ScCl <sub>3</sub>		
<sup>115</sup> <sub>49</sub> In	600Ty		±5.5348 14	272		60F103	0.219128 8	<sup>1</sup> H	In <sub>2</sub> (SO <sub>4</sub> ) <sub>3</sub> ; glycerin		
<sup>115</sup> <sub>49</sub> In	600Ty		observed ultrasonically-induced $\Delta m = \pm 3$ transitions due to hexadecapole moment			66Ma55			InAs crystal		
<sup>116</sup> <sub>49</sub> In	14s		±2.7859* 12	137	±0.09‡* 2	71Wi12	$\gamma/2\pi = 2.1132$ 8kHz/G		InP(polar. th n, ); T=77°K		
							‡From temperature dependence of $\tau_{\text{relax}}$ ; used $Q^{115} = +0.83b$				
<sup>115</sup> <sub>50</sub> Sn	159μs	1/2	-0.9178 2	46		50P51	1.2362 1	<sup>23</sup> Na	SnCl <sub>2</sub> ; NaCl liquid In metal (pulsed p,n)		
<sup>115m</sup> <sub>50</sub> Sn			±1.368* 4	69		71Br03	$\gamma/2\pi = 0.1887,$ 0.1880, 0.1893 kHz/G				
<sup>115m</sup> <sub>50</sub> Sn	159μs				±0.8* 3	72Ri13			liquid In metal (pulsed p,n)		
<sup>117</sup> <sub>50</sub> Sn		1/2	-0.9999 3	50		50P51	1.3468 1	<sup>23</sup> Na	SnCl <sub>2</sub> ; NaCl		
<sup>119</sup> <sub>50</sub> Sn		1/2	-1.0461 3	53		50P51	1.4090 1	<sup>23</sup> Na	SnCl <sub>2</sub> ; NaCl		
<sup>121</sup> <sub>51</sub> Sb	2.7y	7/2‡	±3.3589 9	174		50C57	0.90469 4	<sup>23</sup> Na	HSbCl <sub>6</sub> ; solid NaCl		
<sup>121</sup> <sub>51</sub> Sb			+3.3593 9	174		51P02	0.90480 9			<sup>23</sup> Na	NaSbF <sub>6</sub> ; NaCl
<sup>121</sup> <sub>51</sub> Sb							58E03	1.84661 1	<sup>123</sup> Sb	KSbF <sub>6</sub>	
<sup>123</sup> <sub>51</sub> Sb					±2.5465 7	132		50C57	0.8442 1	<sup>2</sup> H	HSbCl <sub>6</sub> ; D <sub>2</sub> O
<sup>123</sup> <sub>51</sub> Sb					+2.5466 7	132		51P02	0.84423 8	<sup>2</sup> H	NaSbF <sub>6</sub> ; D <sub>2</sub> O
<sup>125</sup> <sub>51</sub> Sb					±2.63 6	136		68Ba70	$\gamma/2\pi = 0.570$ 14kHz/G		<sup>125</sup> Sb-Fe at 0.015°K
							‡Spin determined by $\mu(68\text{St}16)$ and $g(68\text{Ba}70)$				
<sup>123</sup> <sub>52</sub> Te	>50Ty		-0.7359 2	39		53W51	0.99085 3	<sup>23</sup> Na	TeO <sub>2</sub> ; NaCl		
<sup>125</sup> <sub>52</sub> Te			-0.8872 2	47		53W51	1.19457 4	<sup>23</sup> Na	TeO <sub>2</sub> ; NaCl		
<sup>127</sup> <sub>53</sub> I	16My		±2.8100 11	153		48P09	†0.75664 20	<sup>23</sup> Na	solid NaI		
<sup>127</sup> <sub>53</sub> I			±2.8084 13	153		49Z02	0.20003 8			<sup>1</sup> H	KI; H <sub>2</sub> O
<sup>127</sup> <sub>53</sub> I			±2.8086 8	153		51S33	†1.30317 6	<sup>2</sup> H	KI+H <sub>2</sub> O; D <sub>2</sub> O+ H <sub>2</sub> O+NiCl <sub>2</sub>		
<sup>127</sup> <sub>53</sub> I			±2.8091 9	153		51W12	†1.30337 20	<sup>2</sup> H	NaI+(NH <sub>2</sub> ) <sub>2</sub> +D <sub>2</sub> O		
<sup>127</sup> <sub>53</sub> I			±2.8093 8	153		51Y03	†0.200095 6	<sup>1</sup> H	KI; H <sub>2</sub> O		
<sup>129</sup> <sub>53</sub> I			±2.79382 <sup>1</sup> 18	—			Wtd. Ave.	0.200080 14	<sup>1</sup> H		
<sup>129</sup> <sub>53</sub> I			+2.6173 8	143		51W12	0.86744 10	<sup>2</sup> H	NaI+(NH <sub>2</sub> ) <sub>2</sub> +D <sub>2</sub> O		
<sup>129</sup> <sub>54</sub> Xe			-0.77681 23	43.4		51P02	1.0457 1	<sup>23</sup> Na	Xe gas; NaCl		
<sup>129</sup> <sub>54</sub> Xe			-0.77689 22	43.4		54B03	0.276633 5			<sup>1</sup> H	Xe gas; H <sub>2</sub> O
<sup>129</sup> <sub>54</sub> Xe			-0.77682 22	43.4		68Br12	1.80192 <sup>E</sup> 2	<sup>2</sup> H	Xe gas; D <sub>2</sub> O		
<sup>131</sup> <sub>54</sub> Xe			+0.69066 19	38.6		54B03	0.081976 1	<sup>1</sup> H	Xe gas; H <sub>2</sub> O		
<sup>131</sup> <sub>54</sub> Xe			+0.69083 19	38.6		68Br12	0.534155 <sup>E</sup> 3	<sup>2</sup> H	Xe gas; D <sub>2</sub> O		
<sup>133</sup> <sub>55</sub> Cs					±2.5784 11	148		49B07	0.33743 10	<sup>7</sup> Li	not given
<sup>133</sup> <sub>55</sub> Cs	±2.5790 8	148				51S33	0.85449 4	<sup>2</sup> H	CsCl; D <sub>2</sub> O		
<sup>133</sup> <sub>55</sub> Cs	+2.5790 7	148				54W37	0.854496 18	<sup>2</sup> H	CsNO <sub>3</sub> +D <sub>2</sub> O		
<sup>133</sup> <sub>55</sub> Cs							58B158			CsI; CsBr	
<sup>133</sup> <sub>55</sub> Cs							±<0.004 <sup>f</sup>	58B158			
<sup>133</sup> <sub>55</sub> Cs					±2.5789 7	148		67Lu06	0.8544377 <sup>E</sup> 5	<sup>2</sup> H	CsNO <sub>3</sub> +D <sub>2</sub> O

Table E: Nuclear Moments by Nuclear Magnetic Resonance — Continued

Nucleus	$T_{1/2}$	$I$	$\mu$	Diam. Cor. (nm x 10 <sup>4</sup> )	$Q$	Refer.	$\nu/\nu'$ standard	Standard	Chemical Forms
<sup>133</sup> <sub>55</sub> Cs					$\pm 3.5$ 10mb	68Ha43			Cs <sub>2</sub> CuCl <sub>4</sub> ; Cs <sub>2</sub> CoCl <sub>4</sub> single crystals at room $T$ ; used 1- $\gamma_{\alpha}$ =120 30
<sup>133</sup> <sub>55</sub> Cs					$\pm 2.3$ <sup>Efp</sup> 3 mb	70Or08			aqueous CsI at 297°K
<sup>135</sup> <sub>56</sub> Ba			$\pm 0.83717$ 25	49.1		56W20	1.01387 2	<sup>35</sup> Cl	<sup>135</sup> BaCl <sub>2</sub>
<sup>137</sup> <sub>56</sub> Ba			$\pm 0.93653$ 27	54.9		56W20	1.13420 5	<sup>35</sup> Cl	<sup>137</sup> BaCl <sub>2</sub>
<sup>138</sup> <sub>57</sub> La	0.1Ty	5	$+3.7073$ 12	223		55S31	0.93407 3	<sup>139</sup> La	not given
<sup>139</sup> <sub>57</sub> La			$\pm 2.7780$ 9	167		49D13	0.141251 14	<sup>1</sup> H	LaCl <sub>3</sub> +H <sub>2</sub> O
<sup>139</sup> <sub>57</sub> La			$\pm 2.7783$ 9	167		51S33	0.92025 6	<sup>2</sup> H	LaCl <sub>3</sub> ; D <sub>2</sub> O
<sup>153</sup> <sub>63</sub> Eu						64Ch26	0.4438	<sup>151</sup> Eu	EuS powder at 4.2°K
<sup>155</sup> <sub>64</sub> Gd						64Bo09	0.753 5	<sup>157</sup> Gd	GdN
<sup>155</sup> <sub>64</sub> Gd						65Bu14	0.763	<sup>157</sup> Gd	GdAl <sub>2</sub>
<sup>163</sup> <sub>66</sub> Dy						66Ko14	1.40 $\pm$ 1 $Q^{163}/Q^{161}=1.06\pm$ 1	<sup>161</sup> Dy	powdered Dy-metal in ferromagnetic state
									‡Used spin-echo technique
<sup>171</sup> <sub>70</sub> Yb			$+0.4930$ 5	40		64Go06	1.7874 15	<sup>35</sup> Cl	YbCl <sub>2</sub> ; NaCl YbS; NaCl
<sup>173</sup> <sub>70</sub> Yb			$\pm 0.6791$ 6	54		64Go06	(0.275497 <sup>i</sup> 12)	<sup>171</sup> Yb	
<sup>175</sup> <sub>71</sub> Lu			$\pm 2.229$ 1	180		62Re02	0.73677 2	<sup>2</sup> H	LuB <sub>12</sub>
			$\pm 2.231$ 1	180			0.73732 2	<sup>2</sup> H	LuSb
<sup>181</sup> <sub>73</sub> Ta			$\pm 2.360\pm$ 2	200		60Be23	not given		KTaO <sub>3</sub>
									‡Determined magnetic field using <sup>7</sup> Li resonance
<sup>183</sup> <sub>74</sub> W			$+0.1167^k$ 10	10		55S110	0.27395 3	<sup>2</sup> H	W powder; D <sub>2</sub> O
<sup>183</sup> <sub>74</sub> W			$\pm 0.11722$ 5	10.1		61Kl01	not given		WF <sub>6</sub>
<sup>185</sup> <sub>75</sub> Re	60Gy		$+3.1718$ 14	281	large <sup>b</sup>	51A11	0.85114 9	<sup>23</sup> Na	NaReO <sub>4</sub> ; NaCl
<sup>187</sup> <sub>75</sub> Re	60Gy		$+3.2044$ 14	284	large <sup>b</sup>	51A11	0.85987 9	<sup>23</sup> Na	NaReO <sub>4</sub> ; NaCl
<sup>187</sup> <sub>75</sub> Re	60Gy					68Na12	1.01007 5	<sup>187</sup> Re	ReO <sub>3</sub> metal
<sup>187</sup> <sub>75</sub> Re	60Gy					70Be75	1.01008 8	<sup>187</sup> Re	Be <sub>22</sub> Re at 300°K
<sup>187</sup> <sub>76</sub> Os			$\pm 0.06432$ 3	5.8		68Sc06	0.8910814 3 0.8910825 $\pm$ 5	<sup>41</sup> K <sup>41</sup> K	molten OsO <sub>4</sub> ; aqueous KF
									‡Corrected for susceptibilities of OsO <sub>4</sub> (-0.211x10 <sup>-6</sup> ) and KF(-0.83x10 <sup>-6</sup> )
<sup>189</sup> <sub>76</sub> Os		3/2	$+0.65655\pm$ 30	59		54L36	0.791896 93	<sup>35</sup> Cl	molten OsO <sub>4</sub> ; TiCl <sub>4</sub>
									‡Used $\nu(^{35}\text{Cl in TiCl}_4)/\nu(^{35}\text{Cl in RbCl})=1.00088$ 25 of 53J16
<sup>189</sup> <sub>76</sub> Os			$\pm 0.65652$ 30	59		68Sc03	1.074639 5	<sup>14</sup> N in NO <sub>3</sub> <sup>-</sup>	molten OsO <sub>4</sub> ; NH <sub>4</sub> (NO <sub>3</sub> ) solution (cylindrical samples)



Table E: Nuclear Moments by Nuclear Magnetic Resonance — Continued

Nucleus	$T_{1/2}$	$I$	$\mu$	Diam. Cor. (nm x 10 <sup>3</sup> )	$Q$	Refer.	$\nu/\nu'$ standard	Standard	Chemical Forms
<sup>191</sup> <sub>77</sub> Ir			+0.1453 <sup>k</sup> ± 6	13.5		68Na01	$\nu/H$ (in kHz/G) =0.074133 18		Ir metal; used $K=+0.013$ 4
<sup>191m</sup> <sub>77</sub> Ir	4.9s	[11/2]	±6.08 <sup>a</sup> 36	560		71Es03	$\nu=389.690$ ± 13; 1174.85± 12MHz		0.08% <sup>191</sup> Os in Ni, $H_{int}$ =-467 3kG; 0.04% <sup>191</sup> Os in Fe; $H_{int}$ =-1405 8kG
<sup>192</sup> <sub>77</sub> Ir	74d		±1.901 <sup>a</sup> 11	174		71Es03	$\nu=167.661$ ± 35; 504.192± 50MHz		0.03% Ir in Ni, $H_{int}$ =-467 3kG; 0.03% Ir in Fe, $H_{int}$ =-1405 8kG
<sup>193</sup> <sub>77</sub> Ir			+0.1583 <sup>k</sup> ± 6	14.7		68Na01	$\nu/H$ (in kHz/G) =0.080732 6		Ir metal; used $K=+0.013$ 4
<sup>195</sup> <sub>78</sub> Pt		1/2	+0.6060 3	57		51P02	0.81273 8	<sup>23</sup> Na	H <sub>2</sub> PtCl <sub>6</sub> ; NaCl
<sup>195</sup> <sub>78</sub> Pt			±0.6060± 3	57		63Dr05	0.812667 4	<sup>23</sup> Na	H <sub>2</sub> PtCl <sub>6</sub>
<sup>195</sup> <sub>78</sub> Pt			±0.6022± 3	57		68Ze04 (63Dr05)			H <sub>2</sub> PtI <sub>6</sub> +H <sub>2</sub> O; least paramagnetic compound tested
<sup>195m</sup> <sub>78</sub> Pt	4.1d	[13/2]	±0.602 <sup>a</sup> ± 15	56		72Ba22	$\nu=89.5$ 5MHz		Pt-Fe, <sup>60</sup> Co; $H_{int}$ = -1280 26kG
<sup>197</sup> <sub>79</sub> Au			+0.14726 <sup>j</sup> 7	14.0		67Na13	$\nu/H$ (in kHz/G) =0.074125 4		Au <sub>x</sub> Ag <sub>1-x</sub>
<sup>200m</sup> <sub>79</sub> Au	18.7h	[12]	±6.10 <sup>a</sup> ± 10	600		73Ba83			±2.5% hyperfine anomaly included
<sup>183</sup> <sub>80</sub> Hg	8.8s	1/2	+0.518 <sup>a</sup> 9	50		72Bo09			Also measured by optical pumping
<sup>185</sup> <sub>80</sub> Hg	50s	1/2	+0.504 <sup>a</sup> 4	49		72Bo09			Also measured by optical pumping
<sup>199</sup> <sub>80</sub> Hg		1/2	+0.50416 24	48.6		51P02	†1.1647 1	<sup>2</sup> H	Hg <sub>2</sub> (NO <sub>3</sub> ) <sub>2</sub> ; D <sub>2</sub> O
<sup>199</sup> <sub>80</sub> Hg			+0.50272 <sup>i</sup> 24	48.6		61Ca21	†0.1782706 <sup>i</sup> 3	<sup>1</sup> H	Hg gas; H <sub>2</sub> O
<sup>199</sup> <sub>80</sub> Hg			±0.49930 <sup>l</sup> 4	—		(51P02)	0.178788 15	<sup>1</sup> H	NMR-value
<sup>199</sup> <sub>80</sub> Hg			±0.4978563 <sup>h</sup> 8	—		(61Ca21)	0.1782706 3	<sup>1</sup> H	OP-value
<sup>201</sup> <sub>80</sub> Hg			-0.55671 <sup>i</sup> 27	53.7		61Ca21	0.0658066 <sup>i</sup> 3	<sup>1</sup> H	Hg gas; H <sub>2</sub> O
<sup>203</sup> <sub>81</sub> Tl			±1.6118 8	158		49P08	0.571499 50	<sup>1</sup> H	TlC <sub>2</sub> H <sub>3</sub> O <sub>2</sub> ; H <sub>2</sub> O
<sup>203</sup> <sub>81</sub> Tl		1/2	+1.6116 8	158		50P51	0.5714 1	<sup>1</sup> H	TlC <sub>2</sub> H <sub>3</sub> O <sub>2</sub> +H <sub>2</sub> O
<sup>203</sup> <sub>81</sub> Tl			±1.6116 8	158		51S33	0.99026 5	<sup>205</sup> Tl	TlC <sub>2</sub> H <sub>3</sub> O <sub>2</sub>
<sup>203</sup> <sub>81</sub> Tl			±1.6115 8	158		63Ba23	0.57139145 4	<sup>1</sup> H	TlC <sub>2</sub> H <sub>3</sub> O <sub>2</sub> ; H <sub>2</sub> O
<sup>205</sup> <sub>81</sub> Tl			±1.6277 8	160		49P08	0.577135 50	<sup>1</sup> H	TlC <sub>2</sub> H <sub>3</sub> O <sub>2</sub> ; H <sub>2</sub> O
<sup>205</sup> <sub>81</sub> Tl		1/2	+1.6274 8	160		50P51	0.5770 1	<sup>1</sup> H	TlC <sub>2</sub> H <sub>3</sub> O <sub>2</sub> +H <sub>2</sub> O
<sup>205</sup> <sub>81</sub> Tl			±1.6274 8	160		51S33	0.57702 3	<sup>1</sup> H	TlC <sub>2</sub> H <sub>3</sub> O <sub>2</sub> ; H <sub>2</sub> O
<sup>205</sup> <sub>81</sub> Tl						53G12	1.009838 1	<sup>203</sup> Tl	Tl <sub>2</sub> O <sub>3</sub> +HCl+HNO <sub>3</sub>
<sup>205</sup> <sub>81</sub> Tl						54W37	1.009816 22	<sup>203</sup> Tl	TlC <sub>2</sub> H <sub>3</sub> O <sub>2</sub>
<sup>205</sup> <sub>81</sub> Tl			±1.6274 8	160		63Ba23	0.57701173 4	<sup>1</sup> H	TlC <sub>2</sub> H <sub>3</sub> O <sub>2</sub> ; H <sub>2</sub> O
<sup>205</sup> <sub>81</sub> Tl							1.00983613 6	<sup>203</sup> Tl	TlC <sub>2</sub> H <sub>3</sub> O <sub>2</sub>

Table E: Nuclear Moments by Nuclear Magnetic Resonance — Continued

Nucleus	$T_{1/2}$	$I$	$\mu$	Diam. Cor. (nm x 10 <sup>4</sup> )	$Q$	Refer.	$\nu/\nu'_{\text{standard}}$	Standard	Chemical Forms
<sup>207</sup> Pb <sub>82</sub>		1/2	+0.5895 3	59		50P51	0.7901 1	<sup>23</sup> Na	Pb(C <sub>2</sub> H <sub>3</sub> O <sub>2</sub> ) <sub>2</sub> ; NaCl
<sup>207</sup> Pb <sub>82</sub>			±0.5902 <sup>d</sup> 3	59		57Ba34	0.2092198 <sup>d</sup> 10	<sup>1</sup> H	Pb(C <sub>2</sub> H <sub>5</sub> ) <sub>4</sub>
<sup>207</sup> Pb <sub>82</sub>			±0.5883‡ 3	59		58Pi48			Pb(SO <sub>4</sub> ) powder, most ionic compound
									‡Chemical shift with respect to Pb(C <sub>2</sub> H <sub>3</sub> O <sub>2</sub> ) <sub>2</sub> =0.21%
<sup>207</sup> Pb <sub>82</sub>			±0.5880 4	59		59Ro45	1.3580‡ 4	<sup>2</sup> H	Pb(SO <sub>4</sub> ) powder; D <sub>2</sub> O Pb(NO <sub>3</sub> ) <sub>2</sub> ·I; D <sub>2</sub> O
									‡Studied chemical shifts; these two most ionic
<sup>209</sup> Bi <sub>83</sub>	>2Ay		+4.0800 21	412		51P02	1.0468 1	<sup>2</sup> H	Bi(NO <sub>3</sub> ) <sub>3</sub> ; D <sub>2</sub> O
<sup>209</sup> Bi <sub>83</sub>	>2Ay		±4.0802 20	412		53T01	1.04684 5	<sup>2</sup> H	Bi(NO <sub>3</sub> ) <sub>3</sub> ; D <sub>2</sub> O
<sup>209</sup> Bi <sub>83</sub>	>2Ay		±4.0809 20	412		59F39	0.160722 14	<sup>1</sup> H	Bi(NO <sub>3</sub> ) <sub>3</sub> ·5H <sub>2</sub> O; glycerine

\* Polarization or Sternheimer correction included

♦ No splitting observed

† Value used in average or least squares adj.

\* Resonance observed by depolarization of polarized nuclei ( $\gamma$ -anisotropy or  $\beta$ -asymmetry)<sup>b</sup> Determined from broadening of resonance lines<sup>c</sup> Recalculation of earlier data<sup>d</sup> Measured by double resonance technique<sup>e</sup> Extrapolated to zero concentration or density<sup>f</sup> Determined from relaxation times<sup>g</sup> Computed corrections for atomic diamagnetism and molecular paramagnetic shielding included<sup>h</sup> Used circularly polarized rf fields<sup>i</sup> Used optical pumping to align nuclei<sup>j</sup> Without Knight shift correction<sup>k</sup> Includes estimated correction for Knight shift<sup>l</sup> Value uncorrected for diamagnetism<sup>m</sup> Metastable or excited state<sup>n</sup> Not certain if authors corrected for diamagnetism, therefore not corrected by compilers<sup>p</sup> Preliminary value from meeting abstract, report, thesis, or private communication<sup>q</sup> Determined from quadrupole splitting of the magnetic resonance<sup>r</sup> Resonance observed by asymmetry of  $\mu$ -decay

**Table F: Nuclear Moments  
by Atomic and Molecular Beams**

### Introduction

The atomic-beam magnetic-resonance apparatus is a device for observing certain types of transitions between atomic energy states. These transitions, usually associated with ground-state levels, can be studied in fields ranging from weak (small fractions of a gauss) to strong (several kilogauss). The basic principles of the method are discussed extensively in *Atomic and Molecular Beam Spectroscopy*, P. Kusch and V. W. Hughes [59Ku94], *Nuclear Moments*, H. Kopfermann [58Ko90], *Molecular Beams*, N. F. Ramsey [56Ra58], and *Molecular Beams*, K. F. Smith [55Sm12].

The precision attainable by this method is associated with the factors: (1) the atom is not perturbed by adjacent atoms or collisions with apparatus walls, (2) the natural lifetime of the energy state is usually extremely long compared with any time constant of the apparatus, and (3) the transit time through the transition region can be made as long as many tens of milliseconds.

The total energy of an atomic level, neglecting interactions with an applied magnetic field, can be expressed as

$$W = W_J + W_{M1} + W_{E2} + W_{M3} + \dots, \quad (1)$$

where  $W_J$  is the energy independent of the interactions with the nuclear moments and  $W_{M1}$ ,  $W_{E2}$ ,  $W_{M3}$  are the energies due to the interaction of the electrons with the nuclear magnetic dipole, electric quadrupole, and magnetic octupole moments, respectively.

The magnetic dipole term can be expressed as

$$W_{M1}/h = aIJ\cos(IJ) = (a/2)[F(F+1) - I(I+1) - J(J+1)]. \quad (2)$$

The existence of this term causes a particular atomic level to be split into  $2I+1$  or  $2J+1$  hyperfine levels depending upon whether  $I < J$  or  $J < I$ . The hyperfine-structure splitting is defined by  $\Delta\nu = \Delta W/h$ , where  $\Delta W$  is the energy separation of a pair of hyperfine levels with total spins  $F$  and  $(F-1)$  measured at zero magnetic field. From eq. (2), the hyperfine-structure splitting between such a pair of levels for a state with no quadrupole interaction is just  $\Delta\nu(F, F-1) = Fa$ .

The magnetic interaction constant  $a$  can be shown to be equivalent to  $\mu H(0)/hIJ$  where  $H(0)$  represents the time-averaged magnetic field at the nucleus due to the electron distribution. The precision with which  $\mu_1$  can be determined from  $a$  is limited by the precision with which the atomic wavefunctions are known to permit the calculation of  $H(0)$ . The

uncertainty in  $H(0)$  may be of the order of a few percent.

In practice, the magnetic moment of a nucleus can be determined indirectly provided one isotope of that element has been studied by another method such as nuclear resonance. The relationship  $\mu_1/\mu_2 = a_1I_1/a_2I_2$ , which is based on the assumptions that the electronic wavefunctions and nuclear fields are the same for both isotopes, can be used to evaluate  $\mu$ . It has been shown experimentally that these two ratios are not exactly equal. The hyperfine-structure anomaly, which is defined by  ${}^1\Delta^2 = (a_1I_1\mu_2/a_2I_2\mu_1) - 1$ , has been found to be as large as 1% for some pairs of isotopes. A tabulation of experimentally determined magnetic hyperfine structure anomalies may be found in a report by Fuller and Cohen [70FuCo]. More precise methods of determining  $\mu$  will be discussed later.

The electric quadrupole term in (1) is given by

$$W_{E2}/h = (b/4)[(3/2)K(K+1) - 2I(I+1)J(J+1)] \\ \times [I(2I-1)J(2J-1)]^{-1} \quad (3)$$

which, in the classical limit, becomes

$$W_{E2}/h = (b/4)[(3/2)\cos^2(IJ) - 1/2]$$

where  $b = e(\partial E/\partial z)(Q/h)$  and

$$K = F(F+1) - I(I+1) - J(J+1).$$

The calculation of  $Q$  from the quadrupole interaction constant  $b$  is limited by the accuracy in the determination of  $\partial E/\partial z$  at the nucleus. The uncertainty in the atomic wavefunctions may introduce uncertainties in  $\partial E/\partial z$  of a few percent. In addition, the nuclear quadrupole moment causes a polarization of the atomic core electrons (Sternheimer effect). The effect of this polarization on the calculation of  $\partial E/\partial z$  at the nucleus may be included as a correction factor which can amount to tens of percent. In compiling the following table, no attempt has been made to apply the Sternheimer correction where the authors have not done so. For any precise application of quadrupole data, one should refer to the original experimental work and to the references on the necessary corrections [66St23].

A severe limitation of the atomic-beam method for the measurement of electric quadrupole interactions is due to the fact that most beam experiments are performed on atoms in the ground state, which in many cases is an S state. In such a state, there is no interaction with the nuclear quadrupole moment. It is possible, however, to perform atomic-beam experiments on such atoms if they have been excited by absorption of optical resonance radiation or by electron impact.

The magnetic octupole term in (1) is given by

$$W_{M3}/h = (5c/4)[K^3 + 4K^2 + (4/5)K\{-3I(I+1)J(J+1) + I(I+1) + J(J+1) + 3\} - 4I(I+1)J(J+1)] \times [I(I-1)(2I-1)J(J-1)(2J-1)]^{-1} \quad (4)$$

where  $c$  is the magnetic octupole interaction constant from which the magnetic octupole moment  $\Omega$  can be calculated. In the classical limit, equation (4) can be written as

$$W_{M3} = (1/3)\Omega(\partial^2 H(0)/\partial z^2)_{\text{ave}}[(5/2)\cos^3(IJ) - (3/2)\cos(IJ)].$$

The magnetic octupole interactions so far reported are of the order of 100 Hz or less than  $10^{-6}$  times the dipole interactions. It is therefore necessary to evaluate the first two moments to a very high precision and include perturbation effects of low-lying excited states in order to compute  $\Omega$  from  $c$ .

In the presence of a magnetic field  $H$ , additional terms for the direct interaction of the electronic and nuclear magnetic moments with the field must be included. The direct interaction term is given by

$$W_H = \mu_B g_J \mathbf{J} \cdot \mathbf{H} + \mu_B g'_I \mathbf{I} \cdot \mathbf{H}, \quad (5)$$

where  $g_J = -\mu_J/J\mu_B$ ,  $g'_I = -\mu_I/I\mu_B$ , and  $\mu_B$  is the Bohr magneton.

Energy differences between two states are given by the measured frequencies of the oscillating field (described below) which produces transitions between those states. By measuring these energy differences,  $I$ ,  $g_J$ ,  $a$ ,  $b$ , and sometimes  $g'_I$  and  $c$  can be determined. In principle, these can then be used to calculate the nuclear moments  $\mu$ ,  $Q$ ,  $\Omega$ .

In the relatively simple case of an atom in an  $S_{1/2}$  state, the energy dependence of a hyperfine level as a function of  $H$  can be expressed by the Breit-Rabi equation

$$W = -(\Delta W/[2(2I+1)]) + m_F g'_I \mu_B H \pm (\Delta W/2)[1 + 4m_F x/(2I+1) + x^2]^{1/2},$$

where  $\Delta W$  is the energy splitting of the  $^2S_{1/2}$  state caused by the nuclear field and  $x = (g_J - g'_I) \mu_B H/\Delta W$ . Figure 2 illustrates graphically the function  $W/\Delta W$  for an atom in the  $^2S_{1/2}$  state with a nucleus with  $I = 4$ , and  $\mu > 0$ .

<sup>1</sup> Since the orientation of the spin and the associated magnetic moment are antiparallel for the electron and parallel for the proton, there is much confusion regarding the convention for signs of  $g_S$  and  $g'_I$ , the  $g$ -factors of an electron and a nucleus, and of  $\mu_S$  and  $\mu_I$ , the corresponding magnetic moments. There are variations in the literature, and some authors are not self-consistent. The convention adopted here is that  $g_S$  is positive for the electron (where  $\mu_S$  is negative, i.e. antiparallel to the spin) and  $g'_I$  is positive for a nucleus when  $\mu_I$  is negative or antiparallel to the nuclear spin.

A common arrangement of an atomic-beam magnetic-resonance system is shown in figure 1. The apparatus consists essentially of

- (1) A source of neutral atoms at thermal energies.
- (2) A detector of atomic-beam intensity.
- (3) A pair of deflecting magnets (A and B of figure 1). In the regions A and B, the magnetic fields have a large field gradient so that the atoms will experience a transverse force,  $F = -\partial W/\partial z = -(\partial W/\partial H) \times (\partial H/\partial z)$ .
- (4) A uniform adjustable magnetic field (C-field in figure 1). In this region, oscillating magnetic radiation can be introduced to cause transitions from one magnetic state to another.

In a strong field, the atomic state is characterized by magnetic quantum numbers  $m_I$  and  $m_J$ . For an atom in an  $S_{1/2}$  state,  $m_J$  can take on the values  $+1/2$  or  $-1/2$ . In the nonuniform A and B magnetic fields, atoms in the  $m_J = +1/2$  states will be deflected toward the weak field (paths a, figure 1), while those in the  $m_J = -1/2$  states will be deflected toward the strong field (paths b, figure 1). If, while in the C-region, an atom undergoes a transition from any of the magnetic substates associated with  $m_J = \pm 1/2$  to one with  $m_J = \mp 1/2$  (such as transitions  $\alpha$ ,  $\beta$ ,  $\gamma$ ,  $\delta$ , or  $\epsilon$ , figure 2), the deflection in the B-field will be opposite to that in the A-field and the atom will then be focused onto the detector. Such a transition can be induced if the frequency  $\nu$  of the applied oscillating field satisfies the condition  $W_1 - W_2 = h\nu$ , where  $W_1 - W_2$  is the energy separation of the two levels. This resonant frequency condition is observed by the accompanying maximum in beam intensity at the detector. From the observed resonant frequencies, the energy differences between pairs of states are determined and the quantities  $I$ ,  $g_J$ ,  $a$ ,  $b$ , and sometimes  $g'_I$  and  $c$  can be derived. The nuclear moments  $\mu$ ,  $Q$ , and  $\Omega$  can then be calculated from the interaction constants by use of the best available atomic wavefunctions. The magnetic dipole is the only moment which interacts directly with the applied magnetic field  $H$  and can thus be determined by very precise measurements of the appropriate energy separations.

In a magnetic field of a few gauss, where the variation of the energies of the individual  $m_F$ -states with respect to  $H$  is practically linear, the level separation is a function of  $I$  and  $H$  only. The observation of a transition such as  $\alpha$ , in figure 2, can serve to determine  $I$  with no ambiguity.

In the intermediate field region, the energy expression for the transition  $\beta$ , figure 2, has terms non-linear in  $H$  which are functions of  $\Delta W$ , the hyperfine-structure splitting. A measurement of this transition at such fields can permit calculation of  $\Delta W$

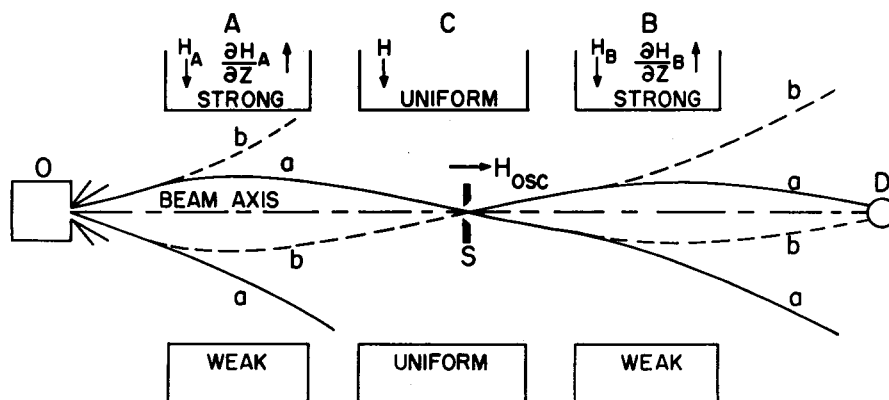


FIGURE 1. Schematic diagram of atomic beam apparatus. O—oven; S—slit; D—detector; A and B—regions with fields and field gradients in directions indicated; C—region with uniform field  $H$  and oscillating field  $H_{osc}$  in directions indicated: “a” and “b” represent paths of atoms with negative and positive effective magnetic moments, respectively.

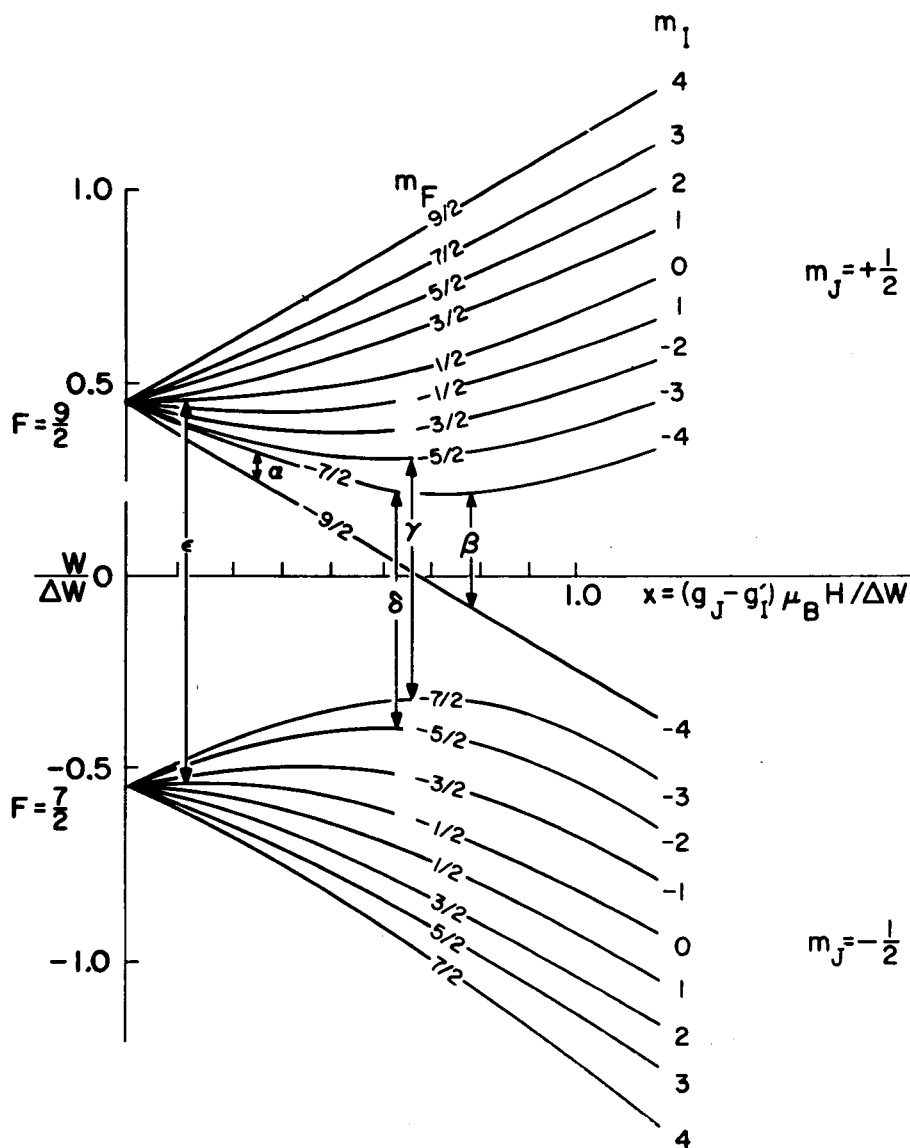


FIGURE 2. Breit-Rabi diagram of the energy levels of an atom in a  $^2S_{1/2}$  state with a nucleus with  $I=4$  and  $\mu > 0$ .  $\alpha$ ,  $\beta$ ,  $\gamma$ ,  $\delta$ , and  $\epsilon$  represent some of the observable transitions which are useful for the determination of nuclear properties as explained in text.

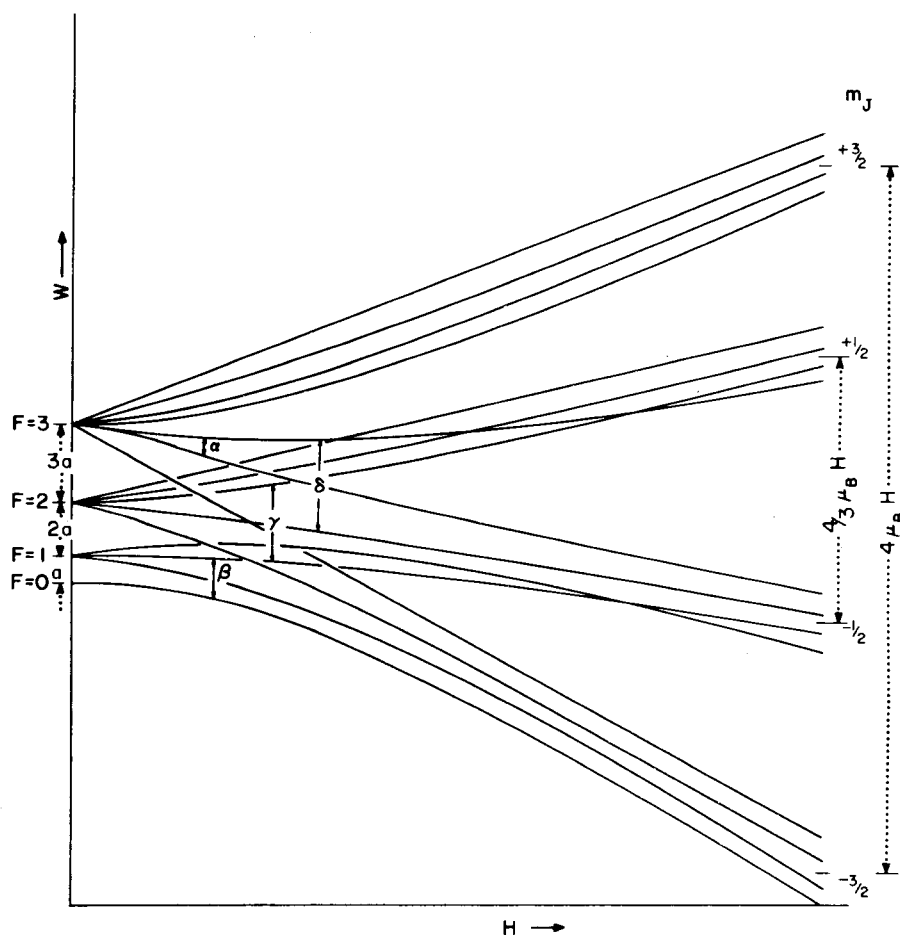


FIGURE 3. Schematic diagram of the energy levels of an atom in a  ${}^2P_{3/2}$  state with a nucleus with  $I=3/2$ ,  $\mu > 0$ ,  $Q=0$ . Transitions  $\alpha$ ,  $\beta$ ,  $\gamma$ , and  $\delta$  may be used to determine the nuclear moments.

with moderate accuracy. Measurement of the field independent transition  $\epsilon$ , figure 2 [ $F = 9/2$ ,  $m_F = +1/2 \leftrightarrow F = 7/2$ ,  $m_F = -1/2$ ], at very low field gives a measure of  $\Delta W$  good to a precision of 1 part in  $10^{10}$ .<sup>2</sup>

At intermediate fields the transitions  $\gamma$  and  $\delta$ , figure 2, pass through frequency minima and at such fields their low field dependence permits very sharp lines to be obtained. For  $J=1/2$  states, the difference between these two lines is exactly  $2g'_I\mu_B H$  so that  $g'_I$  can be determined directly. In practice this evaluation of  $g'_I$  is limited by the precision with which one can evaluate  $H$ . Since  $H$  is usually measured in terms of a transition such as  $\beta$ , which depends on  $g_J$ ,

the determination of  $g'_I$  can be reduced to a measurement of the ratio  $g'_I/g_J$ .

In all nuclear magnetic moment measurements the measured quantity is  $\mu_N H/I$  where  $H$  is the field at the nucleus.  $H$  differs from the applied field by the field induced by the core electrons. Unfortunately, this effect cannot be measured and the early general calculations of the diamagnetic corrections [41La03], [50Di10], [64Bo38] were assumed to have uncertainties of the order of 5%. The values of this correction range from 0.0006% for He to 1.16% for U. The tabulated magnetic moments include the corrections based on values in [50Di10]. More recent calculations of Lin, Feiok, and Johnson [72Jo18] yield values of the diamagnetic correction which are larger than those used (up to a factor of 2 larger for the heaviest atoms). The values of the correction factors used in the tables, as well as those of [72Jo18], have been tabulated in section 2 under Diamagnetic corrections.

A more complex case is illustrated in figure 3 drawn for a  ${}^2P_{3/2}$  state and a nucleus with a spin of  $3/2$ , positive magnetic moment, and no quadrupole moment. The field dependence of transition  $\alpha$  can be used to determine the nuclear spin  $I$ . Transitions  $\beta$ ,

<sup>2</sup>The measurement of a frequency with a stated accuracy in terms of Hz presupposes that the second is determinate to an accuracy greater than that of the measurement. The second of time defined in terms of the rotation of the earth (Universal Time, UT1) is subject to difficult corrections for varying angular velocity of the earth, which can amount to 50 parts in  $10^{10}$  per year. Measurements of the  ${}^{133}\text{Cs}(4,0 \leftrightarrow 3,0)$  hyperfine-structure splitting made in 1955 gave an approximate value of 9,192,631,840 Hz of UT [57Es32] which was adopted as a provisional definition of the second. Since then, however, a more precise measurement has been made in terms of Ephemeris Time (ET) which is not subject to the fluctuations in the earth's rotation. The value of the  ${}^{133}\text{Cs}$  hyperfine-structure splitting has been determined as 9,192,631,770  $\pm$  20 Hz of ET as measured at the year 1957.0 [58Ma18]. The definition of the second of Atomic Time (AT), adopted by the 13th General Conference of Weights and Measures (Paris, October 1967) and reported by Terrien [68Te02], is given in terms of  $\Delta\nu({}^{133}\text{Cs})=9,192,631,770$  Hz.

$\gamma$ , and  $\delta$  can be used to evaluate the separations  $\Delta W(0,1)$ ,  $\Delta W(1,2)$ , and  $\Delta W(2,3)$ , respectively. If there were an electric quadrupole moment, the zero-field separations would be modified as shown in equation (3). In the  $P_{3/2}$  state the evaluation of  $\mu$  from doublet separations is not as simple as in the  $^2S_{1/2}$  case. The last systematic literature search for information included in the table was in early 1971.

**Explanation of Table F**

Nucleus	Chemical symbol with $Z$ - and $A$ -number States, other than ground states, are designated by "m" following the $A$ -number.
$T_{1/2}$	Half-life of radioactive nucleus
$I$	Nuclear spin, in units of $h/2\pi$
$\mu$	Nuclear magnetic dipole moment, in nuclear magnetons, given with diamagnetic correction. See Policies, Diamagnetic corrections, for factors used A 5% uncertainty in the diamagnetic correction is assumed.  Values of $\mu$ calculated from $\Delta\nu$ - or $a$ -ratios do not include a hyperfine-structure anomaly correction unless so designated by a footnote. This correction can be the order of 0.001% to 1%. See [70FuCo].  Values of the magnetic octupole moment, in nuclear magneton-barns, are also tabulated in this column with the notation " $\Omega=...$ ".
$Q$	Nuclear electric quadrupole moment, in barns, as given by the experimenter Values marked by an asterisk, *, indicate that the experimenter has made some polarization or Sternheimer correction in computing the moment. Values of the electric hexadecapole moment, given in $10^{-2}b^2$ , are also tabulated in this column with the notation " $Q_4=...$ ".
Refer.	Reference key
Atomic State	Atomic state for which the hyperfine-structure splitting and the interaction constants are listed
$F, F'$	Total angular momentum quantum numbers which characterize hyperfine levels of the atomic state at zero magnetic field
$\Delta\nu(F, F')$	The zero-field hyperfine-structure splitting between levels of total spin $F$ and $F'$ , given without sign Values are given in MHz unless otherwise noted.
Molecule Used	For molecular beam experiments, the formulae of the compounds used
Interaction Constants	Values of the interaction constants, $a$ , $b$ , and $c$ , as given by the experimenter Values are given in MHz unless otherwise noted.  When the nuclear $g$ -factor is measured directly from the resonance frequencies or doublet separations, it is also tabulated, in Bohr magnetons.
Moment Ratios	Magnetic and electric moment ratios as determined by molecular beam techniques Superscripts on the moment symbols designate $A$ -values of isotopes  Quadrupole interactions, $eqQ/h$ , are also tabulated in MHz

Table F: Nuclear Moments by Atomic and Molecular Beams

Nucleus	$T_{1/2}$	$I$	$\mu$	$Q$	Refer.	Atomic State: ( $F, F'$ )	$\Delta\nu(F, F')$ or Molecule Used	Interaction Constants or Moment Ratios	
$^1_1\text{H}$			+2.785 2		39K12		$\text{H}_2$ , HD	$g=30.4206 \times 10^{-4}$ 15	
$^1_1\text{H}$			$\pm 2.79287$ 14		49T01		NaOH		
$^1_1\text{H}$					55K48	$^2\text{S}_{1/2}:1,0$	1420.40573 5		
$^1_1\text{H}$					56H94	$2^2\text{S}_{1/2}:1,0$	177.55686 5		
$^1_1\text{H}$					62Me09	$^2\text{S}_{1/2}:1,0$	1420.4057500 <sup>1</sup> 4		
$^1_1\text{H}$					63Cr12	$^2\text{S}_{1/2}:1,0$	1420.405751800 <sup>1</sup> 28		
$^1_1\text{H}$					63Ma31	$^2\text{S}_{1/2}:1,0$	1420.40575173 <sup>1</sup> 2		
$^2_1\text{H}$			+0.855 6		39K12		$\text{H}_2$ , HD, $\text{D}_2$		$\mu^1/\mu^2=3.257$ 1
$^2_1\text{H}$				+0.00273	40K10		$\text{D}_2$ , HD	(from 40K10)	
$^2_1\text{H}$				+0.002766 <sup>c</sup> 25	50N03				$\mu^2/\mu^1=0.3070115$ 24
$^2_1\text{H}$			$\pm 0.857415$ 7		52B40		HD, $\text{D}_2$	$eqQ=-0.22454$ 6 (from 40K10, 52K22)	
$^2_1\text{H}$				$\pm 0.002738$ 14	52K22		$\text{H}_2$ , $\text{D}_2$		
$^2_1\text{H}$					55K48	$^2\text{S}_{1/2}:^3/2, ^1/2$	327.384302 30		
$^2_1\text{H}$					56R57	$2^2\text{S}_{1/2}:^3/2, ^1/2$	40.924439 20		
$^2_1\text{H}$				$\pm 0.002738$ 19	58Q02		HD		
$^2_1\text{H}$				$\pm 0.00282^c$	61Au01				
$^2_1\text{H}$					66Cr08	$^2\text{S}_{1/2}:^3/2, ^1/2$	327.38435230 <sup>1</sup> 25		
$^2_1\text{H}$				$\pm 0.002796^c$ 5	66Na06				
$^3_1\text{H}$	12y				57P46	$^2\text{S}_{1/2}:1,0$	1516.70170 7		
$^3_1\text{H}$	12y				67Ma16	$^2\text{S}_{1/2}:1,0$	1516.7014708087 <sup>1</sup> ‡ 71 ‡Based on $\Delta\nu(^1\text{H})=1420.4057518\text{MHz}$		
$^3_2\text{He}$		1/2			53W01			$\mu^6/\mu^7=0.258$ 1 $g^7/g^6=2.64094$ 5 $eqQ^6$ positive $Q^6/Q^7$ positive $Q^6/Q^7=+0.0176$ 10 $eqQ=+0.00725$ 40	
$^3_2\text{He}$					59W56	$^3\text{S}_1:^3/2, ^1/2$	6739.7013 4		
$^3_2\text{He}^+$					58N39	$2^2\text{S}_{1/2}:1,0$	1083.35499 20		
$^3_2\text{He}^+$					66Fo14	$1^2\text{S}_{1/2}:1,0$	8665.649905 <sup>1</sup> 50		
$^6_2\text{He}$	0.8s	0 <sup>+</sup> b	$< \pm 0.16$ , if $I=1$		58C68				
$^6_3\text{Li}$		1 <sup>b</sup>	$\pm 0.840$ 4		37M06			$\mu^6/\mu^7=0.258$ 1 $g^7/g^6=2.64094$ 5 $eqQ^6$ positive $Q^6/Q^7$ positive $Q^6/Q^7=+0.0176$ 10 $eqQ=+0.00725$ 40	
$^6_3\text{Li}$			$\pm 0.82202$ 2		49K31		LiI, LiBr		
$^6_3\text{Li}$				$\neq 0$	53K43		$^6\text{LiCl}$		
$^6_3\text{Li}$				$-0.00080^E$ 8	64Wh01		$^6\text{LiF}$		
$^6_3\text{Li}$					66Sc29	$^2\text{S}_{1/2}:^3/2, ^1/2$	228.20528 8		
$^6_3\text{Li}$					73Co35	$^2\text{S}_{1/2}:^3/2, ^1/2$	228.2052592 80		
$^7_3\text{Li}$		3/2 <sup>b</sup>	$\pm 3.20$		35F03				
$^7_3\text{Li}$			$+3.254$ 3		41M08		$\text{Li}_2$ , LiCl		$g=2.169$ 2nm
$^7_3\text{Li}$				$\approx +0.02$ ‡	49K29		$\text{Li}_2$ , LiCl		$eqQ=+0.060$ , +0.192
$^7_3\text{Li}$				$\approx -0.04^c$ ‡	53H80				‡Calculation of the magnitude and sign of $Q$ is extremely sensitive to the assumed atomic wavefunctions
$^7_3\text{Li}$				negative? <sup>c</sup> ‡	53S67		$\text{Li}_2$	‡Calculation of the magnitude and sign of $Q$ is extremely sensitive to the assumed atomic wavefunctions	
$^7_3\text{Li}$				$-0.03^c$ ‡	58Ma20		$\text{Li}_2$	‡Calculation of the magnitude and sign of $Q$ is extremely sensitive to the assumed atomic wavefunctions	
$^7_3\text{Li}$				$-0.016^c$	59Bu18			$(eqQ=+346$ 2)	
$^7_3\text{Li}$				$-0.044^{cE}$	63Ka32				



Table F: Nuclear Moments by Atomic and Molecular Beams – Continued

Nucleus	$T_{1/2}$	$I$	$\mu$	$Q$	Refer.	Atomic State: ( $F, F'$ )	$\Delta\nu(F, F')$ or Molecule Used	Interaction Constants or Moment Ratios
${}^7_3\text{Li}$ ${}^7_3\text{Li}$				-0.043 <sup>c</sup>	64Br36 64Br37		LiD, LiH Li <sub>2</sub>	$eqQ=0.068\pm 2$ ‡Zero external field
${}^7_3\text{Li}$				-0.045 <sup>E 4</sup>	64Wh01		${}^7\text{LiH}$ ${}^7\text{LiF}$	$eqQ=0.355 2$ $eqQ=0.41602 6$
${}^7_3\text{Li}$ ${}^7_3\text{Li}$				-0.043* <sup>c 3</sup>	66Sc29 70Lu04	${}^2S_{1/2}: 2, 1$	803.50404 48 LiH	
${}^9_4\text{Be}$ ${}^9_4\text{Be}$			-1.176 5	+0.049 3 +0.053* 3	39K09 67Bl09	${}^3P_2: {}^7/2, {}^5/2$ ${}^5/2, {}^3/2$ ${}^3/2, {}^1/2$ ${}^3P_1: {}^5/2, {}^3/2$ ${}^3/2, {}^1/2$	NaBeF <sub>3</sub> , KBeF <sub>3</sub> 435.4773 21 312.0226 21 187.6157 42 354.4365 27 202.9529 15	$g/g({}^7\text{Li})=0.3613 1$ $a=-124.5368 17$ $b=+1.429 8$ $a=-139.373 12$ $b=-0.753 44$
${}^{10}_5\text{B}$			+1.794 9		39M05		several molecules	$g/g({}^7\text{Li})=0.2755 15$
${}^{10}_5\text{B}$				+0.0740 5	53W46 (52D21)			$(Q^{10}/Q^{11}=2.084 2)$
${}^{10}_5\text{B}$ ${}^{10}_5\text{B}$ ${}^{10}_5\text{B}$ ${}^{10}_5\text{B}$ ${}^{10}_5\text{B}$ ${}^{11}_5\text{B}$				+0.0804* <sup>c 16</sup> +0.08745* <sup>c</sup> +0.08472* <sup>c 56</sup>	60Le05 68Sc18 69Sc34 70Ne21	${}^2P_{1/2}: {}^7/2, {}^5/2$	429.048 3	
${}^{11}_5\text{B}$			+2.686 8		39M05		several molecules	$g/g({}^7\text{Li})=0.825 2$
${}^{11}_5\text{B}$				+0.0355 2	53W46	${}^2P_{3/2}: 3, 2$ 2, 1 1, 0	222.737 10 144.00 2 70.66 20	$a=+73.347 6$ $b=+2.695 16$
${}^{11}_5\text{B}$ ${}^{11}_5\text{B}$ ${}^{11}_5\text{B}$ ${}^{11}_5\text{B}$ ${}^{11}_5\text{B}$ ${}^{11}_5\text{B}$				+0.0357 <sup>c</sup> +0.0386* <sup>c 8</sup> +0.037* <sup>c 4</sup> +0.04196* <sup>c</sup> +0.04065* <sup>c 26</sup>	60Le05 62Ko22 68Sc18 69Co12 69Sc34 70Ne21	${}^2P_{1/2}: 2, 1$ ${}^2P_{1/2}: 2, 1$	732.4 1 732.153 3	
${}^{11}_6\text{C}$ ${}^{11}_6\text{C}$	21m 21m	3/2	$\pm 1.027 10$ $\mu/Q$ negative	$\pm 0.0308 6$	61Sn01 64Ha46	${}^3P_2: {}^7/2, {}^5/2$ ${}^5/2, {}^3/2$ ${}^3P_1: {}^5/2, {}^3/2$	243.080 30 167.402 30 -0.200 50 or +0.062 50	$a=68.203 7$ $b=4.949 28$ $a=1.242 10$ or 1.200 10
${}^{11}_6\text{C}$ ${}^{11}_6\text{C}$ ${}^{11}_6\text{C}$ ${}^{11}_6\text{C}$	21m 21m 21m 21m		$\pm 0.997^c$ $\pm 0.97^c 6$ $\pm 1.015^c$ $(-?)0.964^c \pm 1$	$\pm 0.0322*^c 6$ $\pm 0.031*^c \pm 3$ $\pm 0.03426*^c$	68Sc18 69Co12 69Sc34 70Wo11	${}^3P_1$	‡For $\mu < 0$	$a=-1.308^c 24$ or +1.202 <sup>c 24</sup> ‡From comparison with $a({}^3P_1)/a({}^3P_2)$ for ${}^{13}\text{C}$ , find $a({}^3P_1) \sim -1.30$
${}^{13}_6\text{C}$ ${}^{13}_6\text{C}$			+0.7018 20		41H14 70Wo11	${}^3P_1: {}^3/2, {}^1/2$ ${}^3P_2: {}^5/2, {}^3/2$	K <sup>13</sup> CN, Na <sup>13</sup> CN 4.257 25 372.636 25	$g/g({}^7\text{Li})=0.6464 18$ $a=2.838 17$ $a=149.055 10$
${}^{13}_7\text{N}$ ${}^{13}_7\text{N}$	10m 10m	1/2 1/2	$\pm 0.32212^* 36$		61Sn01 64Be24	${}^4S_{3/2}: 2, 1$	33.347 20	$a=16.673 10$

Table F: Nuclear Moments by Atomic and Molecular Beams — Continued

Nucleus	$T_{1/2}$	$I$	$\mu$	$Q$	Refer.	Atomic State: ( $F, F'$ )	$\Delta\nu(F, F')$ or Molecule Used	Interaction Constants or Moment Ratios
$^{14}_7\text{N}$ $^{14}_7\text{N}$			+0.403 2		39K10 70Cr02	$^4\text{S}_{3/2}$	NaCN, KCN	$\mu/\mu(^7\text{Li})=0.1237 6$ $a=10.45092906^1 19$ $b=+1.32^1 20\text{Hz}$
$^{15}_7\text{N}$			$\pm 0.280 3$		40Z02		$^{15}\text{N}_2$	
$^{15}_8\text{O}$	2.1m	1/2	$\pm 0.7189^* 8$		63Co17	$^3\text{P}_2: ^5/2, ^3/2$	1037.23 7	$a=414.87 3$ $a(^{17}\text{O})=218.569 10$
$^{19}_9\text{F}$ $^{19}_9\text{F}$			+2.625 2		41M08 61Ra14	$^2\text{P}_{3/2}: 2, 1$	NaF 4020.01 $\ddagger$ 2	$g=5.248 5\text{nm}$
$^{19}_9\text{F}$			$\pm 2.6289 9$		64Bo37		TIF	$\ddagger$ Hyperfine splitting obtained by paramagnetic resonance experiment
$^{19}_{10}\text{Ne}$ $^{20}_{10}\text{Ne}$ $^{21}_{10}\text{Ne}$ $^{21}_{10}\text{Ne}$ $^{21}_{10}\text{Ne}$	18s	1/2 <sup>f</sup> 0* 3/2	-1.887 1 $\leq 4 \times 10^{-4}$ , if $I=1$ -0.66176 2		63Co22 60Lu06 56H70 57L08 58G65	$^1\text{S}_0$ $^3\text{P}_2$ $^3\text{P}_2: ^7/2, ^5/2$ $^5/2, ^3/2$ $^3/2, ^1/2$	20.5% $^{21}\text{Ne}$ 1034.48 10 599.44 10 303.93 10	$\nu/\nu(^1\text{H})=0.6754 2$ $a < 250\text{kHz}$ $g/g(^2\text{H})=0.514274 4$ $a=-267.68 3$ $b=-111.55 10$
$^{23}_{10}\text{Ne}$	38s		-1.08 1		68Do07			
$^{23}_{11}\text{Na}$ $^{23}_{11}\text{Na}$ $^{23}_{11}\text{Na}$ $^{23}_{11}\text{Na}$ $^{23}_{11}\text{Na}$ $^{23}_{11}\text{Na}$	23s 2.6y	3/2 3 3/2 <sup>b</sup>	+2.38612* 10 +1.746* 3 +2.215 2 $\pm 2.2175 2$		65Am01 49D01 34R01 41M08 51L28 55P33	$^2\text{S}_{1/2}: 2, 1$ $^2\text{S}_{1/2}: ^7/2, ^5/2$ $^2\text{S}_{1/2}: 2, 1$ $^2\text{P}_{3/2}$	1906.466 21 1220.64 4 Na <sub>2</sub> 1771.631 2	$g=1.4761 15\text{nm}$ $g/g(^1\text{H})=0.26451 2$ $a=19.06 36$ $b=+2.58 30$ or $b=-21.64 70$ $a=94.45 50$
$^{23}_{11}\text{Na}$ $^{23}_{11}\text{Na}$ $^{23}_{11}\text{Na}$ $^{23}_{11}\text{Na}$				+0.108 12 or -0.909 30 +0.087* 10 +0.103 <sup>c</sup>	60Be34 62Ko22 64Br37	$^2\text{P}_{1/2}$	Na <sub>2</sub>	$eqQ=0.424\ddagger 2$
$^{23}_{11}\text{Na}$ $^{23}_{11}\text{Na}$					70Ch40 73Co35 71Co34 73Co35	$^2\text{S}_{1/2}: 2, 1$ $^2\text{S}_{1/2}$	1771.6261275 <sup>p</sup> 5	$\ddagger$ Zero external field
$^{24}_{11}\text{Na}$ $^{24}_{11}\text{Na}$	15h 15h	4	+1.689* 5 +1.6902 <sup>d</sup> 10		53B19 66Ch15 73Co36	$^2\text{S}_{1/2}: ^9/2, ^7/2$ $^2\text{S}_{1/2}: ^9/2, ^7/2$	1139.35 10 1139.33258 10	
$^{25}_{12}\text{Mg}$ $^{25}_{12}\text{Mg}$			-0.855 2	+0.22	59K82 62Lu04	$^1\text{S}_0$ $^3\text{P}_2: ^9/2, ^7/2$ $^7/2, ^5/2$ $^5/2, ^3/2$ $^3/2, ^1/2$ $^3\text{P}_1: ^7/2, ^5/2$ $^5/2, ^3/2$	567.291 10 452.338 10 329.044 10 199.82 4 516.140 10 349.987 10	$g/g(^1\text{H})=0.612$ $a=-128.440 5$ $b=16.009 5$ $a=-144.945 5$ $b=-8.029 5$
$^{27}_{13}\text{Al}$ $^{27}_{13}\text{Al}$		5/2 5/2	+3.637 10	+0.156 3	39M08 49L15	$^2\text{P}_{3/2}: 4, 3$ 3, 2	NaCl·AlCl <sub>3</sub> 392.0 2 274.3 1	$g/g(^7\text{Li})=0.6696$ $a=94.25 4$ $b=18.76 25$
$^{27}_{13}\text{Al}$				+0.155 <sup>c</sup>	52K10			

Table F: Nuclear Moments by Atomic and Molecular Beams – Continued

Nucleus	$T_{1/2}$	$I$	$\mu$	$Q$	Refer.	Atomic State: ( $F, F'$ )	$\Delta\nu(F, F')$ or Molecule Used	Interaction Constants or Moment Ratios			
$^{27}_{13}\text{Al}$ $^{27}_{13}\text{Al}$	2.6m	1		+0.149 2	53L15	$^2\text{P}_{1/2}; 3, 2$	1506.14 5	$a=502.05 2$			
				+0.150 <sup>c</sup>	62Ko22 (53L15)						
$^{27}_{13}\text{Al}$							68Ma23	$^2\text{P}_{3/2}$		$a=94.27767^E 10$ $b=18.9153^E 7$	
$^{27}_{13}\text{Al}$						$\pm 0.140^{*c} 2$	71St44				
$^{30}_{15}\text{P}$ $^{31}_{15}\text{P}$ $^{31}_{15}\text{P}$							68Ph02 64Pe11	$^4\text{S}_{3/2}$		$a=+55.061 10$	
$^{35}_{17}\text{Cl}$					3/2	positive	-0.0795 5	49D14	$^2\text{P}_{3/2}$		$a=205.288 10$ $b=55.347 20, b/a>0$
$^{35}_{17}\text{Cl}$							-0.07894 2	51J20	$^2\text{P}_{3/2}$		$a=205.050 5$ $b=54.873 5$ $Q^{35}/Q^{37}=1.2686 4$
$^{35}_{17}\text{Cl}$ $^{35}_{17}\text{Cl}$ $^{35}_{17}\text{Cl}$						$\pm 0.82 8$		51K31	$^2\text{P}_{1/2}; 2, 1$	2074.383 8	
						$\Omega=-0.0191 32$	-0.0782 <sup>c</sup>	52K10			
						$\Omega=-0.0188^c 30$		56Ho02	$^2\text{P}_{3/2}; 3, 2$ 2, 1 1, 0	670.013455 90 355.221030 70 150.173560 75	$a=205.046870 30$ $b=54.872905 55$ $c=-7.15 120\text{Hz}$ ( $c=9.3^{\dagger} 12\text{Hz}$ ) $c=-6.95 120\text{Hz}$
$^{35}_{17}\text{Cl}$							-0.0793 <sup>c</sup>	62Ko22 (51J20)			
$^{35}_{17}\text{Cl}$						$\Omega=-0.0188^c$ $\Omega=-0.0162^{*c}$	-0.108 <sup>c</sup> -0.104 <sup>*c</sup>	71Am02 (49D14)	$^2\text{P}_{3/2}$		$a=205.046860^c$ $b=54.872934^c$ $c=-7.015^c\text{Hz}$
$^{37}_{17}\text{Cl}$					3/2		-0.0621 5	49D14	$^2\text{P}_{3/2}$		$a=170.686 10$ $b=43.256 20, b/a>0$
$^{37}_{17}\text{Cl}$							-0.06213 2	51J20	$^2\text{P}_{3/2}$		$a=170.681 10$ $b=43.255 10$
$^{37}_{17}\text{Cl}$ $^{37}_{17}\text{Cl}$ $^{37}_{17}\text{Cl}$			$\pm 0.68^* 7$		51K31	$^2\text{P}_{1/2}; 2, 1$	1726.700 15				
			$\Omega=-0.0148 32$	-0.0616 <sup>c</sup>	52K10						
			$\Omega=-0.0146^c 30$		56Ho02	$^2\text{P}_{3/2}; 3, 2$ 2, 1 1, 0	555.304315 90 298.127655 70 127.440815 75	$a=170.686370 30$ $b=43.245245 55$ $c=-5.55 120\text{Hz}$ ( $c=5.35^{\dagger} 120\text{Hz}$ ) $c=-5.41 120\text{Hz}$			
$^{35}_{18}\text{Ar}$	1.8s	3/2 <sup>f</sup>	+0.632 2		65Ca04						
$^{38}_{19}\text{K}$ $^{39}_{19}\text{K}$ $^{39}_{19}\text{K}$ $^{39}_{19}\text{K}$ $^{39}_{19}\text{K}$ $^{39}_{19}\text{K}$ $^{39}_{19}\text{K}$ $^{39}_{19}\text{K}$	7.7m	3	+1.3740 <sup>a</sup> 10		65Ph02	$^2\text{S}_{1/2}; ^7/2, ^5/2$	1415.292 9				
		3/2 <sup>b</sup>	$\pm 0.397$ positive +0.391 2		35M08 37T04 39K10	$^2\text{S}_{1/2}$		$K_2, \text{KCN}$			
			$\pm 0.39149^d 15$		50O01	$^2\text{S}_{1/2}$		$g/g(^7\text{Li})=0.120$ $g^{39}/g^{41}=1.8218 2$ $g^{40}/g^{39}=1.24346^d 24$			
				$\pm 0.07 2$	52E09 57B19	$^2\text{S}_{1/2}$ $\text{P}_{1/2}$ $\text{P}_{3/2}$		$a=28.85 3$ $a_{3/2}=5a_{1/2}$ assumed $b=2.8 8$			
$^{39}_{19}\text{K}$ $^{39}_{19}\text{K}$ $^{39}_{19}\text{K}$				+0.070 <sup>c</sup>	59M70 62Ko22 (57B19)	$^2\text{S}_{1/2}; 2, 1$	461.71971 15				
$^{39}_{19}\text{K}$					67Da04	$^2\text{S}_{1/2}; 2, 1$	461.719723 38				

Table F: Nuclear Moments by Atomic and Molecular Beams — Continued

Nucleus	$T_{1/2}$	$I$	$\mu$	$Q$	Refer.	Atomic State: ( $F, F'$ )	$\Delta\nu(F, F')$ or Molecule Used	Interaction Constants or Moment Ratios
$^{39}_{19}\text{K}$				+0.053 8	68Sp03	$^4\text{F}_{9/2}:6,5$	568.8 1	$a=103.56$ 9 $b=78.86$ 80, $b/a < 0$ $a=150.03$ 90 $b=78.5$ 32, $b/a < 0$ $a=+6.10$ 25 $b=+1.8$ 12
$^{39}_{19}\text{K}$					69Zi01	$^4\text{D}_{7/2}$		
$^{39}_{19}\text{K}$					70Ch40	$^2\text{S}_{1/2}:2,1$	461.7197204 <sup>p</sup> 5	
$^{39}_{19}\text{K}$					73Co35			
$^{39}_{19}\text{K}$	1.3Gy	4	$\pm 0.391427^{\text{dp}27}$		73Co35			
$^{40}_{19}\text{K}$			$-1.291^{\text{a}} 5$		49D01	$^2\text{S}_{1/2}:^9/2, ^7/2$	1285.73 5	
$^{40}_{19}\text{K}$	1.3Gy		$-1.2981^{\text{d}} 4$		52E09	$^2\text{S}_{1/2}:^9/2, ^7/2$	1285.790 7	
$^{41}_{19}\text{K}$		$3/2^{\text{b}}$			36M03			
$^{41}_{19}\text{K}$				$\pm 0.067^{\text{E}}$	53L33		$^{39}\text{KCl}, ^{41}\text{KCl}$	$Q^{41}/Q^{39}=1.220^{\text{E}} 2$
$^{41}_{19}\text{K}$			$\pm 0.2153^{\text{a}} 4$		60Sa23	$^2\text{S}_{1/2}:2,1$	254.014 1	
$^{41}_{19}\text{K}$				$+0.067^{\text{E}}$	67Bo40		$^{39}\text{KF}; ^{41}\text{KF}$	$Q^{39}/Q^{41}=+0.8215^{\text{E}} 1$
$^{41}_{19}\text{K}$					70Ch40	$^2\text{S}_{1/2}:2,1$	254.0138700 <sup>p</sup> 5	
$^{41}_{19}\text{K}$					73Co35			
$^{42}_{19}\text{K}$	12h	2	$-1.138^{\text{a}} 5$		53B19	$^2\text{S}_{1/2}:^5/2, ^3/2$	1258.9 1	
$^{42}_{19}\text{K}$	12h		$-1.141^{\text{d}} 3$		64Kh01	$^2\text{S}_{1/2}:^5/2, ^3/2$	1258.877 4	
$^{42}_{19}\text{K}$	12h		$\pm 1.1424^{\text{k}} 8$		69Ch20	$^2\text{S}_{1/2}:^5/2, ^3/2$	1258.876947 15	$a=-503.550779$ 5 $g=3.10672 \times 10^{-4}$ 45
$^{42}_{19}\text{K}$					73Co36			
$^{43}_{19}\text{K}$	22h	$3/2$	$\pm 0.163^{\text{a}} 2$		59P26	$^2\text{S}_{1/2}:2,1$	192.64 5	
$^{45}_{19}\text{K}$	20m	$3/2$	$\pm 0.1734^{\text{a}} 4$		67Ga08	$^2\text{S}_{1/2}:2,1$	204.5873 15	$a=102.2936$ 7
$^{45}_{19}\text{K}$					68Ga28			
$^{43}_{20}\text{Ca}$			$\pm 1.317$ 3		59K82	$^1\text{S}_0$		$g/g(^1\text{H})=0.0673$
$^{43}_{21}\text{Sc}$	3.9h	$7/2$	$+4.62^{\text{a}} 4$	$-0.26$ 6	66Co13	$^2\text{D}_{5/2}$		$a=+105.7$ 9 $b=-44$ 10
$^{44}_{21}\text{Sc}$	3.9h	2	$+2.56^{\text{a}} 3$	$+0.10$ 5	66Co13	$^2\text{D}_{5/2}$		$a=+102.5$ 12 $b=+18$ 8
$^{44\text{m}}_{21}\text{Sc}$	2.4d	6	$+3.88^{\text{a}} 1$	$-0.19$ 2	66Co13	$^2\text{D}_{5/2}$		$a=+51.7$ 2 $b=-33$ 3
$^{45}_{21}\text{Sc}$				$-0.22$ 1	59F53	$^2\text{D}_{3/2}:5,4$	1328.96 10	$a=+269.560$ 20
						4,3	1085.772 15	$b=-26.37$ 10
						$^2\text{D}_{5/2}:6,5$	635.003 50	$a=+109.034$ 10
						5,4	543.841 50	$b=-37.31$ 10
						4,3	444.652 50	$c=-3.5$ 35kHz
$^{46}_{21}\text{Sc}$	84d	4	$+3.03$ 2	$+0.119$ 6	62Pe21	$^2\text{D}_{3/2}:^{11}/2, ^9/2$	838.06 11	$a=+150.576$ 9
						$^9/2, ^7/2$	674.12 6	$b=+14.38$ 14
						$^7/2, ^5/2$	517.13 10	
						$^2\text{D}_{5/2}:^{13}/2, ^{11}/2$	405.84 6	$a=+60.906$ 4
						$^{11}/2, ^9/2$	336.19 2	$b=+20.41$ 10
						$^9/2, ^7/2$	270.14 3	
						$^7/2, ^5/2$	207.05 3	
						$^5/2, ^3/2$	146.25 3	
$^{47}_{21}\text{Sc}$	3.4d	$7/2$	$+5.34^{\text{a}} 2$	$-0.22$ 3	66Co13	$^2\text{D}_{5/2}$		$a=+122.2$ 5 $b=-38$ 6
$^{48}_{21}\text{Sc}$	1.8d	6			67Re06	$^2\text{D}_{5/2}$		
$^{48}_{22}\text{Ti}$	3.1h	$7/2$	$\pm 0.095^{\text{a}} 2$	$\pm 0.015$ 15	66Co19	$J=3:^{13}/2, ^{11}/2$	30.5 3	$a=4.59$ 7
			$\mu/Q$ positive			$^{11}/2, ^9/2$	25.4 3	$b=1.5$ 15

Table F: Nuclear Moments by Atomic and Molecular Beams — Continued

Nucleus	$T_{1/2}$	$I$	$\mu$	$Q$	Refer.	Atomic State: ( $F, F'$ )	$\Delta\nu(F, F')$ or Molecule Used	Interaction Constants or Moment Ratios
$^{47}_{22}\text{Ti}$				+0.29 $I$	65Ch19	$^3F_2$ $^3F_3$ $^3F_4$		$a=-85.7033^1 3$ $b=+25.700^1 3$ $a=-52.9047^1 7$ $b=+28.082^1 9$ $a=-37.9918^1 6$ $b=+37.681^1 10$
$^{49}_{22}\text{Ti}$				+0.24 $I$	65Ch19	$^3F_2$ $^3F_3$ $^3F_4$		$a=-85.7261^1 3$ $b=+21.070^1 3$ $a=-52.9183^1 5$ $b=+23.030^1 10$ $a=-38.0042^1 5$ $b=+30.842^1 13$ $Q^{49}/Q^{47}=+0.819 1$
$^{47}_{23}\text{V}$ $^{48}_{23}\text{V}$ $^{51}_{23}\text{V}$	31m 16d	3/2 4		-0.052 $I$	67Re06 66Re06 67Ch10	$^4F_{9/2}, ^6D$ $^4F_{9/2}, ^4F_{7/2}$ $^4F_{9/2}$ $^4F_{7/2}$ $^4F_{5/2}$ $^4F_{3/2}$ $^6D_{9/2}$ $^6D_{7/2}$ $^6D_{5/2}$ $^6D_{3/2}$ $^6D_{1/2}$		$a=227.136 1$ $b=8.259 60$ $c=0.002 2$ $a=249.752 2$ $b=5.595 60$ $c=-0.001 2$ $a=321.251 3$ $b=3.964 55$ $c=0.000 2$ $a=560.069 2$ $b=3.982 24$ $a=406.852 2$ $b=14.344 65$ $c=0.006 9$ $a=382.369 1$ $b=2.442 30$ $c=0.001 3$ $a=373.529 1$ $b=-4.942 35$ $c=0.000 2$ $a=405.648 2$ $b=-6.916 50$ $a=751.545 3$
$^{49}_{24}\text{Cr}$	42m	5/2	$\pm 0.476^* 3$		70Jo27	$^7S_3: ^{11/2}, ^9/2$ $^9/2, ^7/2$ $^7/2, ^5/2$	273.657 20 223.893 9 174.134 12	$a=49.754 2$ $b=0.018 17$ $b/a > 0$
$^{51}_{24}\text{Cr}$ $^{51}_{24}\text{Cr}$	28d 28d	7/2	$\pm 0.934^* 5$		59C24 70Ad07	$^7S_3$		$a=69.701 2$ $b=0.015 23$ $b/a < 0$
$^{53}_{24}\text{Cr}$					63Ch17	$^7S_3: ^9/2, ^7/2$ $^7/2, ^5/2$ $^5/2, ^3/2$	371.691 11 289.095 7 206.499 7	$a=82.5985 15$ $b=0.003 8$ $b/a < 0$
$^{55}_{24}\text{Cr}$					64Pe11	$^7S_3$		$a=-82.5994 16$ $b=+0.008 12$

Table F: Nuclear Moments by Atomic and Molecular Beams — Continued

Nucleus	$T_{1/2}$	$I$	$\mu$	$Q$	Refer.	Atomic State: ( $F, F'$ )	$\Delta\nu(F, F')$ or Molecule Used	Interaction Constants or Moment Ratios
$^{51}_{25}\text{Mn}$	45m	5/2	$\pm 3.56^*$		68Jo19	$^6\text{S}_{5/2}$		$a=74.835\ 2$ $b=0.024\ 7$
$^{52}_{25}\text{Mn}$	5.7d	6	$\pm 3.058^* 1$		66Ad03	$^6\text{S}_{5/2}$ + admixtures		$a=26.759\ 3$ $ b  < 0.100$
$^{52\text{m}}_{25}\text{Mn}$	21m	2	$\pm 0.0076^* 4$		65Ph04	$^6\text{S}_{5/2}$		$a = \pm 0.200\ 4$
$^{52\text{m}}_{25}\text{Mn}$	21m	2	$\pm 0.0076^* 3$		65Sa22	$^6\text{S}_{5/2}$		$a = 0.200\ 3$
$^{55}_{25}\text{Mn}$		5/2			57W46	$^6\text{S}_{5/2}$		$a = -72.42083\ 7$ $b = -0.0183\ 8$ ( $c=0$ assumed)
$^{55}_{25}\text{Mn}$					65Ev07	$^6\text{S}_{5/2}$		$a = 56.3924\ 23$ $b \leq 0.050$
$^{56}_{25}\text{Mn}$	2.6h	3	$+3.223^* 2$		61Ch05	$^6\text{S}_{5/2} : ^{11/2}, ^9/2, ^7/2, ^7/2, ^5/2$	310.173 15 253.766 10 197.375 8	
$^{57}_{26}\text{Fe}$					66Ch16	$^5\text{D}_4$ $^5\text{D}_3$ $^5\text{D}_2$ $^5\text{D}_1$ $^5\text{D}_4$		$a = +38.0795\ 10$ $a = +26.351\ 2$ $a = +18.762\ 2$ $a = +14.077\ 5$
$^{59}_{26}\text{Fe}$	45d	3/2			65Do11	$^5\text{D}_4$		
$^{59}_{27}\text{Co}$				$\pm 0.404\ 40$	61Eh01	$^4\text{F}_{9/2} : 8, 7, 6, 5, 4, 3$	3655.470 200 3169.440 50 2695.056 100 2230.638 50 1774.548 50	$a = 450.284\ 10$ $b = 139.63\ 50$
$^{59}_{27}\text{Co}$					65Ch19	$^4\text{F}_{7/2}$ $^4\text{F}_{5/2}$		$a = +490.5779^j\ 8$ $b = +95.153^j\ 16$ $a = +613.3762^j\ 8$ $b = +68.255^j\ 14$
$^{59}_{27}\text{Co}$			$+4.64\ 21$	$+0.380$	68Ch09	$^4\text{F}_{9/2} : (3d^7 4s^2)$ $^4\text{F}_{7/2}$ $^4\text{F}_{5/2}$ $^4\text{F}_{3/2}$ $^4\text{F}_{9/2} : (3d^8 4s)$ $^4\text{F}_{7/2}$ $^4\text{F}_{5/2}$		$a = 450.283\ 1$ $b = 139.230\ 30$ $c = 0.000\ 3$ $a = 490.567\ 2$ $b = 94.501\ 36$ $c = 0.000\ 4$ $a = 613.349\ 3$ $b = 67.541\ 50$ $c = -0.002\ 3$ $a = 1042.981\ 1$ $b = 67.618\ 2$ $a = 828.799\ 4$ $b = -118.8\ 3$ $c = 0.002\ 4$ $a = 668.919\ 1$ $b = -79.2\ 2$ $c = 0.004\ 4$ $a = 562.183\ 3$ $b = -54.8\ 3$
				$+0.345$				
				$+0.36^{\ddagger}\ 7$				$\ddagger$ Average value
$^{60\text{m}}_{27}\text{Co}$	10.5m	2			68Ro08			
$^{60\text{m}}_{27}\text{Co}$	10.5m	2	$+4.40^{\text{ap}}\ 9$	$+0.3^{\text{p}}\ 4$	69Hu12			

Table F: Nuclear Moments by Atomic and Molecular Beams — Continued

Nucleus	$T_{1/2}$	$I$	$\mu$	$Q$	Refer.	Atomic State: ( $F, F'$ )	$\Delta\nu(F, F')$ or Molecule Used	Interaction Constants or Moment Ratios
$^{61}_{28}\text{Ni}$				+0.126	68Ch10	$^3F_4; (3d^8 4s^2)$		$a = -215.040\ 2$ $b = -56.868\ 18$ $c = 0.000\ 1$
				+0.130		$^3F_3$ $^3D_3; (3d^9 4s)$		$a = -299.311\ 2$ $b = -42.063\ 13$ $a = -454.972\ 3$ $b = -102.951\ 16$ $c = 0.000\ 1$
				+0.16*‡ 2		$^3D_2$	‡Average value	$a = -171.584\ 7$ $b = -56.347\ 23$
$^{60}_{29}\text{Cu}$	24m	2			58R10			
$^{60}_{29}\text{Cu}$	24m		+1.219* 3		68Ph01	$^2S_{1/2}; ^5/2, ^3/2$	6033 4	$a = 2413.1\ 16$
$^{61}_{29}\text{Cu}$	3.3h	3/2			57N09			
$^{61}_{29}\text{Cu}$	3.3h	3/2			58R10			
$^{61}_{29}\text{Cu}$	3.3h		+2.13* 4		66Do01	$^2S_{1/2}; 2, 1$	11225 200	
$^{62}_{29}\text{Cu}$	9.9m	1			66Do01	$^2S_{1/2}$		
$^{62}_{29}\text{Cu}$	9.9m		-0.380* 4		68Ph01	$^2S_{1/2}; ^3/2, ^1/2$	2257.2 5	$a = -1504.8\ 3$
$^{63}_{29}\text{Cu}$					57T12	$^2S_{1/2}; 2, 1$	11733.83 1	
$^{63}_{29}\text{Cu}$			+2.2228 4		67Fi11	$^2S_{1/2}; 2, 1$	11733.817412 40	
$^{63}_{29}\text{Cu}$					69B108	$^4P_{5/2}$		$a = 2031.239\ 1$ $b = 78.993\ 4$ $c = -100\ 180\text{Hz}$ $a = 1323.891\ 1$ $b = 137.874\ 5$ $c = -340\ 350\text{Hz}$ $g^{63}/g^{65} = 0.933524\ 5$
$^{64}_{29}\text{Cu}$	13h	1	$\pm 0.216^* 4$		54L40	$^2S_{1/2}; ^3/2, ^1/2$	1278 20	
$^{64}_{29}\text{Cu}$	13h		-0.216* 2		66Do01	$^2S_{1/2}; ^3/2, ^1/2$	1282.140 8	
$^{65}_{29}\text{Cu}$					57T12	$^2S_{1/2}; 2, 1$	12568.81 1	
$^{65}_{29}\text{Cu}$			+2.3812 4		67Fi11	$^2S_{1/2}; 2, 1$	12568.779943 120	
$^{65}_{29}\text{Cu}$					69B108	$^4P_{5/2}$		$a = 2175.811\ 2$ $b = 73.111\ 9$ $c = -10\ 32\text{Hz}$ $a = 1418.123\ 2$ $b = 127.586\ 19$
$^{66}_{29}\text{Cu}$	5.2m	1	$\pm 0.283^* 5$		64Ro04	$^2S_{1/2}; ^3/2, ^1/2$	1670 15	
$^{66}_{29}\text{Cu}$	5.2m	1	-0.281* 2		69Cu09	$^2S_{1/2}$		$a = 1112.525\ 4$
$^{67}_{30}\text{Zn}$				+0.16	62Lu04	$^3P_2; ^9/2, ^7/2$ $^7/2, ^5/2$ $^5/2, ^3/2$ $^3/2, ^1/2$	2418.111 25 1855.690 15 1312.065 15 781.865 15	
	$^{66}_{31}\text{Ga}$	9.5h	0*	<0.00004, if $I=1$	57W35	$^2P_{1/2}$		
	$^{67}_{31}\text{Ga}$	78h	3/2		57H86			
	$^{67}_{31}\text{Ga}$	78h		+1.8488 4	68Eh02	$^2P_{1/2}; 2, 1$	2457.72726 90	$a = 1228.86582\ 45$ $g = 6.705 \times 10^{-4}\ 13$ $a = 175.09736\ 15$ $b = 71.95750\ 55$
$^{68}_{31}\text{Ga}$	68m	1			58H114			
$^{68}_{31}\text{Ga}$	68m		$\pm 0.01175^* 6$ $\mu/Q$ negative	$\pm 0.0313\ 16$	62Eh02	$^2P_{1/2}; ^3/2, ^1/2$ $^2P_{3/2}; ^5/2, ^3/2$ $^3/2, ^1/2$	17.574 15 8.695 33 25.611 41	$a = 11.716\ 10$ $(a = 1.660^* 10)$ $b = 10.276\ 17$

Table F: Nuclear Moments by Atomic and Molecular Beams — Continued

Nucleus	$T_{1/2}$	$I$	$\mu$	$Q$	Refer.	Atomic State: ( $F, F'$ )	$\Delta\nu(F, F')$ or Molecule Used	Interaction Constants or Moment Ratios
$^{69}_{31}\text{Ga}$			$+1.999\pm 5$	$+0.186$	48B17	$^2P_{1/2}:2,1$ $^2P_{3/2}:3,2$ 2,1 1,0	2677.56 10 634.890 20 319.062 10 128.274 10	$g=7.239\times 10^{-4}$ 15 $a=190.790$ 5 $b=62.518$ 12 $c<100\text{Hz}$
							‡Determined from $\Delta m=\pm 1$ doublet separation for $J=3/2$ state. Value subject to error due to perturbation effects of nearby states	
$^{69}_{31}\text{Ga}$ $^{69}_{31}\text{Ga}$ $^{69}_{31}\text{Ga}$			$\Omega=\pm 0.107$ 20	$+0.2318^c$ $+0.190^c$	49D14 52K10 54D26	$^2P_{3/2}:3,2$ 2,1 1,0	634.90183 20 319.06706 20 128.27730 20	$a=190.79428$ 15 $b=62.52247$ 30 $c=84$ 6Hz
$^{69}_{31}\text{Ga}$ $^{69}_{31}\text{Ga}$			$\Omega=+0.137^c$ 5		56L53 57S28	$^2P_{1/2}:2,1$	2677.9875 10	( $c=50.2^j$ 33Hz) $c=93.0$ 34Hz
$^{69}_{31}\text{Ga}$				$+0.183^c$	62Ko22 (54D26)			
$^{69}_{31}\text{Ga}$			$+2.0145^h$ 3		68Fo10	$^2P_{1/2}:2,1$ $^2P_{3/2}$	2677.98716 20	$g=7.29530\times 10^{-4}$ 33 $a=190.79436$ 11 $b=62.52319$ 23 $c=90$ 6Hz
$^{70}_{31}\text{Ga}$ $^{71}_{31}\text{Ga}$	21m	1	$+2.547\pm 5$	$+0.117$	62Eh01 48B17	$^2P_{1/2}$ $^2P_{1/2}:2,1$ $^2P_{3/2}:3,2$ 2,1 1,0	$\eta=1.0886$ 290 3402.09 20 766.673 20 455.450 10 203.028 10	$a''=-107.76$ 98 $g=9.218\times 10^{-4}$ 15 $a=242.424$ 5 $b=39.398$ 10 $c<100\text{Hz}$
							‡Determined from $\Delta m=\pm 1$ doublet separation for $J=3/2$ state. Value subject to error due to perturbation effects of nearby states	
$^{71}_{31}\text{Ga}$ $^{71}_{31}\text{Ga}$ $^{71}_{31}\text{Ga}$			$\Omega=\pm 0.146$ 20	$+0.1461^c$ $+0.120^c$	49D14 52K10 54D26	$^2P_{3/2}:3,2$ 2,1 1,0	766.69580 20 445.46960 20 203.04340 20	$a=242.43395$ 20 $b=39.39904$ 40 $c=115$ 7Hz
$^{71}_{31}\text{Ga}$ $^{71}_{31}\text{Ga}$			$\Omega=+0.180^c$ 5		56L53 57S28	$^2P_{1/2}:2,1$	3402.6946 13	( $c=86.0^f$ 33Hz) $c=121.9$ 34Hz
$^{72}_{31}\text{Ga}$	14h	3	$-0.13210^* 5$	$+0.58$ 1	60Ch13	$^2P_{1/2}:^7/2, ^5/2$ $^2P_{3/2}:^9/2, ^7/2$ $^7/2, ^5/2$	153.653 1 117.103 3 89.700 15	$a=-43.9009$ 3 $a=-6.2593$ 27 $b=+193.693$ 16
$^{72}_{31}\text{Ga}$	14h		$-0.13211$ 3	$+0.59$	68Eh02	$^2P_{1/2}:^7/2, ^5/2$ $^2P_{3/2}$	153.65266 53	$a=-43.90076$ 15 $a=-6.25698$ 11 $b=193.67365$ 80
$^{69}_{32}\text{Ge}$	38h	5/2	$\pm 0.735^* 7$ $\mu/Q$ positive	$\pm 0.028$ 6	70O102	$^3P_1$		$a=23.40$ 3 $b=8.28$ 8
$^{71}_{32}\text{Ge}$	11d	1/2	$+0.65$ 20		63Ch12	$^3P_1:^3/2, ^1/2$ $^3P_2:^5/2, ^3/2$		$a=87.005$ 3 $a=357$ 6
$^{71}_{32}\text{Ge}$	11d		$\pm 0.546^* 5$		66Ch02	$^3P_1$		( $a=87.005$ 3)
$^{71}_{32}\text{Ge}$	11d		$\pm 0.547^* 5$		70O102	$^3P_2$		$a=+360.53$ 6



Table F: Nuclear Moments by Atomic and Molecular Beams – Continued

Nucleus	$T_{1/2}$	$I$	$\mu$	$Q$	Refer.	Atomic State: ( $F, F'$ )	$\Delta\nu(F, F')$ or Molecule Used	Interaction Constants or Moment Ratios
$^{73}_{32}\text{Ge}$				$-0.18 \pm 3$	66Ch02	$^3P_1$ $^3P_2$		$a = +15.5480$ 18 $b = -54.566$ 9 $a = -64.4270$ 7 $b = +111.825$ 13
$^{73}_{32}\text{Ge}$ $^{75}_{32}\text{Ge}$	82m	1/2	$+0.509^* 5$	$-0.173^c 26$	70O102 70O102	$^3P_1$ $^3P_2$	‡Average value	$a = -81.06$ 8 $a = +335.94$ 9
$^{70}_{33}\text{As}$ $^{72}_{33}\text{As}$ $^{75}_{33}\text{As}$	55m 26h	4 2	$\pm 2.2^{*p}$		69Ph04 69Ph04 64Pe11	$^4S_{3/2}$		$a = -66.204$ 1 $b = -0.535$ 3 $a = 30.5$ 35 $b = 12$ 14
$^{76}_{33}\text{As}$	26h	2		$\pm 7$ 8	61Ch10	$^4S_{3/2}; ^7/2, ^5/2$ $^5/2, ^3/2$	117 4 69 16	$a = -66.204$ 1 $b = -0.535$ 3 $a = 30.5$ 35 $b = 12$ 14
$^{76}_{35}\text{Br}$	17h	1	$\pm 0.5479^* 1$ $\mu/Q$ negative	$\pm 0.26$ 1	60Li11	$^2P_{3/2}; ^5/2, ^3/2$ $^3/2, ^1/2$	1256.47 5 189.11 5	$a = 345.422$ 14 $b = 314.329$ 22
$^{77}_{35}\text{Br}$ $^{79}_{35}\text{Br}$ $^{79}_{35}\text{Br}$ $^{79}_{35}\text{Br}$	58h	3/2 3/2	$\pm 2.110$ 21 positive	$+0.32$ 2	59G92 47B24 53F33 54K11	$^2P_{3/2}; 3, 2$ 2, 1 1, 0	CsBr, LiBr $^{39}\text{KBr}$ 2269.552 2154.499 1269.702	$Q^{79}/Q^{81} = 1.1973^E 6$ $a = 884.810$ 3 $b = -384.878$ 8 $c \leq 0.0001$
$^{79}_{35}\text{Br}$				$+0.293^c$	62Ko22 (54K11)			
$^{79}_{35}\text{Br}$			$\Omega = +0.116$		66Br03	$^2P_{3/2}; 3, 2$ 2, 1 1, 0	2269.55564 10 2154.49879 10 1269.70100 50	$a = 884.80977$ 6 $b = -384.88284$ 20 $c = 388$ 8Hz
$^{79}_{35}\text{Br}$ $^{79}_{35}\text{Br}$			$\Omega = +0.123^c$ $\Omega = +0.0928^{*c}$	$+0.445^c$ $+0.367^{*c}$	69He04 71Am02	$^2P_{3/2}$	LiBr	$Q^{79}/Q^{81} = 1.197056$ 6 $a = 884.809720^c$ $b = -384.882900^c$ $c = 393^c$ Hz
$^{80}_{35}\text{Br}$ $^{80}_{35}\text{Br}$	18m 18m	1	$\pm 0.5138^* 6$ $\mu/Q$ positive	$\pm 0.18$ 8 $\pm 0.19^*$	59L41 64Wh05	$^2P_{3/2}; ^5/2, ^3/2$ $^3/2, ^1/2$	525.2 12 998.0 10	$a = 323.9$ 4 $b = 227.62$ 10
$^{80m}_{35}\text{Br}$ $^{80m}_{35}\text{Br}$	4.5h 4.5h	5	$+1.3170$ 6	$+0.71$ 3 $+0.74^*$	59L41 64Wh05	$^2P_{3/2}; ^{13}/2, ^{11}/2$ $^{11}/2, ^9/2$	510.62 25 1277.80 18	$a = +166.05$ 2 $b = -874.9$ 2
$^{81}_{35}\text{Br}$ $^{81}_{35}\text{Br}$		3/2	$\pm 2.271$ 23 positive	$+0.27$ 2	47B24 54K11	$^2P_{3/2}; 3, 2$ 2, 1 1, 0	CsBr, LiBr 2539.794 2229.056 1275.271	$a = 953.770$ 3 $b = -321.516$ 8 $c \leq 0.0001$
$^{81}_{35}\text{Br}$			$\Omega = +0.129$		66Br03	$^2P_{3/2}; 3, 2$ 2, 1 1, 0	2539.79156 10 2229.05377 10 1275.30352 50	$a = 953.76818$ 6 $b = -321.52428$ 20 $c = 430$ 8Hz
$^{82}_{35}\text{Br}$	36h	5	$\pm 1.6264^* 5$ $\mu/Q$ positive	$\pm 0.73$ 3	59G12	$^2P_{3/2}; ^{13}/2, ^{11}/2$ $^{11}/2, ^9/2$ $^9/2, ^7/2$	766.82 60 1287.32 43 1488.6 11	$a = 205.04$ 5 $b = 870.7$ 9 $b/a = -4.246$ 1
$^{83}_{36}\text{Kr}$ $^{83}_{36}\text{Kr}$		9/2? 9/2	$-0.971$	$+0.251$ 5	46K05 61Ku07	$^3P_2; ^{13}/2, ^{11}/2$ $^{11}/2, ^9/2$	1830.714 10 1341.820 20	$a = -243.970$ 4 $b = -452.12$ 8 ( $c \approx -2$ kHz assumed)

Table F: Nuclear Moments by Atomic and Molecular Beams — Continued

Nucleus	$T_{1/2}$	$I$	$\mu$	$Q$	Refer.	Atomic State: ( $F, F'$ )	$\Delta\nu(F, F')$ or Molecule Used	Interaction Constants or Moment Ratios
$^{83}_{36}\text{Kr}$			$\Omega = -0.186$	+0.270 13	63Fa01	$^3P_{2:}^{13/2, 11/2}$ $^{11/2, 9/2}$ $^{9/2, 7/2}$ $^{7/2, 5/2}$	1830.7236 5 1341.8217 2 956.5583 2 656.0844 30	$a = -243.9693$ 1 $b = -452.1697$ 36 $c = -0.00080$ 20
$^{85}_{36}\text{Kr}$	11y		$\pm 1.005$	+0.42 4	61Ku07 (55R13)			$(\mu^{85}/\mu^{83} = 1.035$ 2) $(Q^{85}/Q^{83} = 1.66$ 10)
$^{81}_{37}\text{Rb}$	4.7h	3/2			56H52			
$^{81}_{37}\text{Rb}$	4.7h		+2.05* 2		57H75	$^2S_{1/2:} 2, 1$	5097 13	
$^{81}_{37}\text{Rb}$	4.7h		+2.42 <sup>d</sup> 44		62Fa04	$^2S_{1/2:} 2, 1$	5111.589 40	
$^{81m}_{37}\text{Rb}$	32m	9/2			56H69			
$^{82m}_{37}\text{Rb}$	6.3h	5			56H52			
$^{82m}_{37}\text{Rb}$	6.3h		+1.50* 2		57H75	$^2S_{1/2:}^{11/2, 9/2}$	3094.1 24	
$^{82m}_{37}\text{Rb}$	6.3h				62Fa04	$^2S_{1/2:}^{11/2, 9/2}$	3094.084 6	
$^{82m}_{37}\text{Rb}$	6.3h		$\pm 1.6427$ 12		68Co18	$^2S_{1/2:}^{11/2, 9/2}$	3094.08265 30	
$^{83}_{37}\text{Rb}$	83d	5/2			56H52			
$^{83}_{37}\text{Rb}$	83d		+1.42* 2		57H75	$^2S_{1/2:} (3, 2)$	3183.3 58	
$^{84}_{37}\text{Rb}$	33d	2			56H52			
$^{84}_{37}\text{Rb}$	33d		-1.32* 2		57H75	$^2S_{1/2:}^{5/2, 3/2}$	3077.5 51	
$^{84}_{37}\text{Rb}$	33d				62Kh03	$^2S_{1/2:}^{5/2, 3/2}$	3083.159 4	
$^{85}_{37}\text{Rb}$		5/2 <sup>b</sup>			36M01			
$^{85}_{37}\text{Rb}$			+1.346 5		39K07		Rb <sub>2</sub>	$g/g(^7\text{Li}) = 0.247$ 1
$^{85}_{37}\text{Rb}$					54T35		$^{85}\text{Rb}^{35}\text{Cl}$	$Q^{85}/Q^{87} = 2.0669$ E 5
$^{85}_{37}\text{Rb}$				$\pm 0.27$ 2	56S59	$^2P_{3/2:} 4, 3$ 3, 2	120.8 65.0	$a = 25.3$ 2 $b = 24.4$ 13
$^{85}_{37}\text{Rb}$						$^2P_{1/2:} 3, 2$	362 3	$a = 120.7$ 10
$^{85}_{37}\text{Rb}$				$\pm 0.30$ c	62Ko22 (56S59)			
$^{85}_{37}\text{Rb}$					62Pe14	$^2S_{1/2:} 3, 2$	3035.732439 5	
$^{85}_{37}\text{Rb}$					64Bo07		$^{85}\text{RbF}$	$eqQ = -70.3406$ E 10
$^{85}_{37}\text{Rb}$					67Bo40		RbF	$Q^{85}/Q^{87} = +2.06694$ 6
$^{85}_{37}\text{Rb}$			$\pm 1.3521$ 10		67Gr08		$^{85}\text{RbF}$	
$^{85}_{37}\text{Rb}$			+1.3524 <sup>b</sup> 2		68Eh01			$g/g\bar{r}$ -1.466478x10 <sup>-4</sup> 22
$^{85}_{37}\text{Rb}$					69De33			$g/g\bar{r}$ -1.466477x10 <sup>-4</sup> 34
$^{86}_{37}\text{Rb}$	19d	2	-1.70* 1		53B19	$^2S_{1/2:}^{5/2, 3/2}$	3960 20	
$^{86}_{37}\text{Rb}$	19d		-1.6912 <sup>d</sup> 5		61Br16	$^2S_{1/2:}^{5/2, 3/2}$	3946.883 2	$g = 4.590 \times 10^{-4}$ 4
$^{87}_{37}\text{Rb}$	47Gy	3/2 <sup>b</sup>			36M01			
$^{87}_{37}\text{Rb}$	47Gy		+2.744 9		39K07		Rb <sub>2</sub>	$g/g(^7\text{Li}) = 0.8399$ 28
$^{87}_{37}\text{Rb}$	47Gy			$\pm 0.13$ 1	56S59	$^2P_{3/2:} 3, 2$	265 3	$a = 85.8$ 7 $b = 11.8$ 6 $a = 409$ 4
$^{87}_{37}\text{Rb}$	47Gy					$^2P_{1/2}$		
$^{87}_{37}\text{Rb}$	47Gy				61Es03	$^2S_{1/2:} 2, 1$	6834.682614 1	
$^{87}_{37}\text{Rb}$	47Gy				62Pe14	$^2S_{1/2:} 2, 1$	6834.682614 3	
$^{87}_{37}\text{Rb}$	47Gy		+2.74996 <sup>d</sup> 20		67Fi11			
$^{87}_{37}\text{Rb}$	47Gy				68Du05	$^5P_{1/2:} 2, 1$	812 15	
$^{87}_{37}\text{Rb}$	18m	2	$\pm 0.508$ * 5		68Va03	$^2S_{1/2:}^{5/2, 3/2}$	1186.084 18	
$^{87}_{38}\text{Sr}$			-1.0924 9		59K82		Sr metal	
$^{89}_{39}\text{Y}$					59F58	$^2D_{3/2:} 2, 1$ $^2D_{5/2:} 3, 2$	114.72 20 88.63 60	$a = -57.217$ 15 $a = -28.749$ 30
$^{90}_{39}\text{Y}$				-0.15 <sup>c</sup>	62Ko22			

Table F: Nuclear Moments by Atomic and Molecular Beams — Continued

Nucleus	$T_{1/2}$	$I$	$\mu$	$Q$	Refer.	Atomic State: ( $F, F'$ )	$\Delta\nu(F, F')$ or Molecule Used	Interaction Constants or Moment Ratios
$^{90}_{39}\text{Y}$	64h	2	$-1.629^* 8$	$-0.155 3$	62Pe01	$^2D_{5/2}: ^9/2, ^7/2$	403.719 37	$a=-85.258 6$
						$^7/2, ^5/2$	293.203 22	$b=-29.716 38$
						$^5/2, ^3/2$	198.287 24	
						$^3/2, ^1/2$	114.515 19	
						$^2D_{3/2}: ^7/2, ^5/2$	613.023 34	$a=-169.749 7$
						$^5/2, ^3/2$	410.871 24	$b=-21.602 27$
$^{91}_{39}\text{Y}$	58d	1/2	$\pm 0.1640^* 8$		62Pe21	$^2D_{3/2}: 2, 1$	136.69 3	$a=68.34 2$
						$^2D_{5/2}: 3, 2$	103.05 4	$a=34.35 3$
$^{103}_{45}\text{Rh}$					68Ch16	$^4F_{9/2}$		$a=175.574 1$
						$^4F_{7/2}$		$a=87.416 1$
						$^4F_{5/2}$		$a=107.385 2$
						$^4F_{3/2}$		$a=32.377 1$
						$^2F_{7/2}$		$a=88.198 1$
						$^2F_{5/2}$		$a=210.88 32$
						$^2D_{5/2}$		$a=87.364 2$
		$a=91.718 1$						
$^{105}_{46}\text{Pd}$				$+0.8 1$	65Ch19	$^3D_3$		$a=-391.178^j 1$
						$^3D_2$		$b=-652.906^j 15$
						$^1D_2$		$a=+66.359^j 1$
							$b=-398.192^j 10$	
							$a=621^j 5$	
							$b=490^j 30$	
$^{101}_{47}\text{Ag}$	9m	9/2			70Wa35			
$^{102}_{47}\text{Ag}$	13m	5			70Wa35			
$^{102m}_{47}\text{Ag}$	7m	2			68Gr01			
$^{102m}_{47}\text{Ag}$	7m		$+4.2^{*p} 2$		71Gr60	$^2S_{1/2}: ^5/2, ^3/2$	39400 <sup>p</sup> 1800	
$^{103}_{47}\text{Ag}$	66m	7/2			58E85	$^2S_{1/2}$		
$^{103}_{47}\text{Ag}$	66m		$+4.45^d 5$		70Wa35	$^2S_{1/2}: 4, 3$	39700 500	$a=9925 125$
$^{104}_{47}\text{Ag}$	1.2h	5			59E89	$^2S_{1/2}$		
$^{104}_{47}\text{Ag}$	1.2h	5	$+4.0^{*+2}_{-1}$		61Am02	$^2S_{1/2}: ^{11}/2, ^9/2$	33500 <sup>+2000</sup> <sub>-1000</sub>	
$^{104m}_{47}\text{Ag}$	27m	2			58R10	$^2S_{1/2}$		
$^{104m}_{47}\text{Ag}$	27m	2			59E89	$^2S_{1/2}$		
$^{104m}_{47}\text{Ag}$	27m	2	$+3.7^* 2$		61Am02	$^2S_{1/2}: ^5/2, ^3/2$	35000 2000	
$^{105}_{47}\text{Ag}$	40d	1/2			58E84			
$^{105}_{47}\text{Ag}$	40d		$\pm 0.1014^* 10$		63Ew02	$^2S_{1/2}: 1, 0$	1529.057 20	
$^{106}_{47}\text{Ag}$	24m	1			58R10	$^2S_{1/2}$		
$^{106}_{47}\text{Ag}$	24m	1			59E89	$^2S_{1/2}$		
$^{106}_{47}\text{Ag}$	24m		positive large		61Am02			
$^{106}_{47}\text{Ag}$	24m		$+2.88^* 14$		68Ph02	$^2S_{1/2}: ^3/2, ^1/2$	32700 1600	
$^{106m}_{47}\text{Ag}$	8.3d	6			59E89	$^2S_{1/2}$		
$^{107}_{47}\text{Ag}$					53W33	$^2S_{1/2}: 1, 0$	1712.56 4	
$^{107}_{47}\text{Ag}$					66B111	$^2D_{5/2}: 3, 2$	378.8453 3	$a=-126.2818 1$
$^{107}_{47}\text{Ag}$						$^4F_{9/2}: 5, 4$	1596.7506 6	$a=-319.339 5$
$^{107}_{47}\text{Ag}$					67Da04	$^2S_{1/2}: 1, 0$	1712.512111 18	
$^{107}_{47}\text{Ag}$			$-0.113431^b 70$		69De33			$g=1.22982 \times 10^{-4} 71$
$^{108}_{47}\text{Ag}$	2.4m	1			64Ro04			
$^{108}_{47}\text{Ag}$	2.4m		$+2.80^* 1$		69Cu09	$^2S_{1/2}$		$a=20800 150$
$^{109}_{47}\text{Ag}$					53W33	$^2S_{1/2}: 1, 0$	1976.94 4	
$^{109}_{47}\text{Ag}$					66B111	$^2D_{5/2}: 3, 2$	435.4750 15	$a=-145.1584 5$
$^{109}_{47}\text{Ag}$						$^4F_{9/2}: 5, 4$	1841.1564 9	$a=-368.214 9$
$^{109}_{47}\text{Ag}$					67Da04	$^2S_{1/2}: 1, 0$	1976.932075 17	

Table F: Nuclear Moments by Atomic and Molecular Beams — Continued

Nucleus	$T_{1/2}$	$I$	$\mu$	$Q$	Refer.	Atomic State: ( $F, F'$ )	$\Delta\nu(F, F')$ or Molecule Used	Interaction Constants or Moment Ratios
$^{109m}_{47}\text{Ag}$	40s	7/2			65St18			
$^{109}_{47}\text{Ag}$	40s		$\pm 4.31^* 4$		66St22			
$^{110}_{47}\text{Ag}$	24s	1	$+2.85^* 5$		69Cu09	$^2S_{1/2}$		$a=21200\ 300$
$^{110m}_{47}\text{Ag}$	253d	6			58E84	$^2S_{1/2}$		
$^{110}_{47}\text{Ag}$	253d		$+3.604^d 4$		67Sc04	$^3S_{1/2}; ^{13}/_2, ^{11}/_2$	30313.756 4	
$^{111}_{47}\text{Ag}$	7.5d	1/2	$\pm 0.144^* 7$		54L40	$^2S_{1/2}; 1, 0$	2180 100	
$^{111}_{47}\text{Ag}$	7.5d	1/2	$-0.145^* 2$		56W27	$^2S_{1/2}; 1, 0$	2204.54 5	
$^{112}_{47}\text{Ag}$	3.2h	2	$\pm 0.0548^* 5$		64Ch06	$^2S_{1/2}; ^5/_2, ^3/_2$	518.332 18	
$^{113}_{47}\text{Ag}$	5.3h	1/2	$\pm 0.159^* 2$		64Ch06	$^2S_{1/2}; 1, 0$	2408.065 28	
$^{111}_{48}\text{Cd}$					60Fa08	$^3P_{2: ^5}/_2, ^3}/_2$	8232.341 2	
$^{113}_{48}\text{Cd}$					60Fa08	$^3P_{2: ^5}/_2, ^3}/_2$	8611.586 4	
$^{109}_{49}\text{In}$	4.3h	9/2	$+5.53^* 6$	+1.20	59M19	$^2P_{3/2}$		$a=242.38\ 56$ $b=462.1\ 64$
$^{110}_{49}\text{In}$	66m	2			67Pr13	$^2P_{3/2}$		
$^{110}_{49}\text{In}$	66m	2	$+4.360\ 4$	+0.36 2	68Ca10	$^2P_{3/2}$		$a=429.20\ 36$ $b=192.5\ 7$
$^{110m}_{49}\text{In}$	4.9h	7	$+10.4^* 1$ or $-10.7^* 1$	-0.290 or +0.311	59M19	$^2P_{3/2}$	(for $\mu > 0$ )  (for $\mu < 0$ )	$a=291.4\ 12$ $b=-112\ 16$ or $a=-301.4\ 13$ $b=120\ 17$
$^{111}_{49}\text{In}$	2.8d	9/2	$+5.53^* 6$	+1.18	59M19	$^2P_{3/2}$		$a=241.78\ 30$ $b=455.3\ 34$
$^{112}_{49}\text{In}$	14m	1	$+2.81\ 3$	+0.089 5	68Ca10	$^2P_{3/2}$		$a=554\ 4$ $b=48.3\ 25$
$^{112m}_{49}\text{In}$	21m	4			68Ca14			
$^{113}_{49}\text{In}$		9/2			38M05			
$^{113}_{49}\text{In}$				$\pm 1.144$	50M02	$^2P_{3/2}$ 5, 4	1115.807	( $a=241.624^* 24$ ) $b=443.102\ 44$
$^{113}_{49}\text{In}$				$\pm 0.820^c$	52K10			
$^{113}_{49}\text{In}$			$\Omega = \pm 0.574\ 15$	$\pm 0.82\ 2$	57E07	$^2P_{3/2}; 6, 5$ 5, 4 4, 3	1745.4575 5 1115.8253 5 670.9552 5	$a=241.641293\ 58$ $b=443.46626\ 52$ $c=0.001728\ 45$
$^{113}_{49}\text{In}$				$+0.777^c$	57E09 62Ko22 (50M02)	$^2P_{1/2}; 5, 4$	11385.4300 20	
$^{113m}_{49}\text{In}$	1.7h	1/2	$-0.21050^* 6$		60Ch08	$^2P_{1/2}; 1, 0$	781.084 10	
$^{114m}_{49}\text{In}$	50d	5	$+4.7^* 1$		57G23	$^2P_{1/2}; ^{11}/_2, ^9}/_2$	9700 200	
$^{115}_{49}\text{In}$	0.6Jy	9/2			38M05			
$^{115}_{49}\text{In}$	0.6Jy	9/2 <sup>b</sup>		$\pm 0.84$	39H12	$^2P_{3/2}; 6, 3$	3552.0 45	$a=243.0\ 30$ $b=458.8\ 78$
$^{115}_{49}\text{In}$	0.6Jy	9/2	$+5.52\ddagger 4$		42H07	$^2P_{1/2}; 6, 5$	11387 3	$\Delta\nu^{115}/\Delta\nu^{113} =$ 1.00224 10
$\ddagger$ Determined from $\Delta m = \pm 1$ doublet separation for $J=3/2$ state.								
Value subject to error due to perturbation effects of nearby states								
$^{115}_{49}\text{In}$	0.6Jy			$\pm 1.161$	50M02	$^2P_{3/2}; 6, 5$ 5, 4 4, 3	1752.702 35 1117.153 24 668.960 13	$a=242.165\ 2$ $b=449.562\ 17$
$^{115}_{49}\text{In}$	0.6Jy			$\pm 0.834^c$	52K10			

Table F: Nuclear Moments by Atomic and Molecular Beams – Continued

Nucleus	$T_{1/2}$	$I$	$\mu$	$Q$	Refer.	Atomic State: ( $F, F'$ )	$\Delta\nu(F, F')$ or Molecule Used	Interaction Constants or Moment Ratios
$^{115}_{49}\text{In}$	0.6Jy		$\Omega = \pm 0.565$ 12		57E07	$^2P_{1/2}: 5, 4$ $^2P_{3/2}: 6, 5$ 5, 4 4, 3	11409.7474 39 1752.6865 2 1117.1676 2 668.9631 2	$a = 242.165057$ 23 $b = 449.59656$ 21 $c = 0.001702$ 35
$^{115}_{49}\text{In}$	0.6Jy				57E09	$^2P_{1/2}: 5, 4$	11409.7506 20	
$^{115}_{49}\text{In}$	0.6Jy		$\Omega = +0.475^c$ 11		57S28			( $c = 82^i$ 32Hz) $c = 1682$ 40Hz
$^{115m}_{49}\text{In}$	4.5h	1/2			61Ki02			
$^{115m}_{49}\text{In}$	4.5h		$-0.24371^* 7$		62Ca14	$^2P_{1/2}$ $^2P_{3/2}$		$a = -903.5$ 11 $a = -95.973$ 10
$^{116m}_{49}\text{In}$	54m	5	$+4.21^* 8$		56N12	$^2P_{1/2}: ^{11}_{2}, ^{9}_{2}$	8670 170	
$^{116m}_{49}\text{In}$	54m	5	$+4.4^* 1$		57G23	$^2P_{1/2}: ^{11}_{2}, ^{9}_{2}$	9000 200	
$^{117}_{49}\text{In}$	45m	9/2			63Ca05			
$^{117m}_{49}\text{In}$	1.9h	1/2	$-0.25146 3$		68Mu04	$^2P_{1/2}$ $^2P_{3/2}$		$a = -932.996$ 12 $a = (-99.005 5$
$^{113}_{50}\text{Sn}$	118d	1/2	$\pm 0.879^* 9$		69Pr07	$^3P_1: ^3_{2}, ^1_{2}$	728.91 66	$a = 485.911$ 25
$^{115}_{50}\text{Sn}$					65Ch06	$^3P_1$ $^3P_2$		$a = +507.445 4$ $a = -1113.770 4$
$^{117}_{50}\text{Sn}$					65Ch06	$^3P_1$ $^3P_2$		$a = +552.608 4$ $a = -1212.956 3$
$^{119}_{50}\text{Sn}$					65Ch06	$^3P_1$ $^3P_2$		$a = +578.296 4$ $a = -1269.419 3$
$^{121}_{50}\text{Sn}$	27h	3/2	$\pm 0.699^* 7$	$\pm 0.08 4$	69Pr07	$^3P_1$		$a = 128.726 8$ $b = 32.374 12$
			$\mu/Q$ negative					
$^{123m}_{50}\text{Sn}$	40m	3/2			68Ch38			
$^{115}_{51}\text{Sb}$	31m	5/2	$+3.46^* 1$	$-0.28 \pm 7$	68Ja05	$^4S_{3/2}$		$a = -307.68$ 19 $b = -3.7 5$
							$\ddagger$ For $Q^{121} = -0.28$	
$^{116}_{51}\text{Sb}$	15m	3			68Ga08			
$^{117}_{51}\text{Sb}$	2.8h	5/2	$+2.67^* 1$	$-0.42 \pm 8$	68Ja05	$^4S_{3/2}$		$a = -237.91$ 15 $b = -5.5 5$
							$\ddagger$ For $Q^{121} = -0.28$	
$^{118m}_{51}\text{Sb}$	3.5m	1	$\pm 2.46^* 7$		68Ja05	$^4S_{3/2}$		$a = 547$ 13
$^{119}_{51}\text{Sb}$	38h	5/2	$+3.45^* 1$	$-0.29 \pm 7$	68Ja05	$^4S_{3/2}$		$a = -307.16 6$ $b = -3.8 4$
							$\ddagger$ For $Q^{121} = -0.28$	
$^{120}_{51}\text{Sb}$	16m	1	$\pm 2.34^* 22$		68Ja05	$^4S_{3/2}$		$a = 520$ 47
$^{121}_{51}\text{Sb}$				$-0.20 3$	60Fe07	$^4S_{3/2}: 4, 3$ 3, 2 2, 1	1199.08 1 819.45 1 595.12 1	$a = -299.034 4$ $b = -3.68 2$
$^{122}_{51}\text{Sb}$	2.8d	2	$-1.90^*$	$+0.66 \pm 4$	60Fe08			$a = +212.01 6$ $b = +8.7 5$
							$\ddagger$ For $Q^{121} = -0.28$	
$^{123}_{51}\text{Sb}$				$-0.36 \pm 5$	60Fe07	$^4S_{3/2}: 5, 4$ 4, 3 3, 2	815.60 1 648.46 1 484.02 1	$a = -162.451 3$ $b = -4.67 3$
							$\ddagger$ For $Q^{121} = -0.28$	
$^{124}_{51}\text{Sb}$	60d	3			60Fe08			
$^{116}_{52}\text{Te}$	2.5h	0*			61Ax04			
$^{117}_{52}\text{Te}$	61m	1/2			61Ax04			
$^{119}_{52}\text{Te}$	16h	1/2			61Ax04			
$^{119}_{52}\text{Te}$	16h		$\pm 0.25 5$		65Ad03	$J = 2$		$a = 425$ 20
$^{119m}_{52}\text{Te}$	4.5d	11/2			61Ax04			

Table F: Nuclear Moments by Atomic and Molecular Beams – Continued

Nucleus	$T_{1/2}$	$I$	$\mu$	$Q$	Refer.	Atomic State: ( $F, F'$ )	$\Delta\nu(F, F')$ or Molecule Used	Interaction Constants or Moment Ratios
$^{123}_{53}\text{I}$	13h	5/2			58G18			
$^{124}_{53}\text{I}$	4.0h	2			58G18			
$^{126}_{53}\text{I}$	13d	2			60Ga12			
$^{127}_{53}\text{I}$		5/2			53K14			
$^{127}_{53}\text{I}$				-0.819 $\ddagger$	53J23			
								$\ddagger$ Livingston et al. (53L24) quote the unpublished value of $Q^{127}=0.819\text{b}$ of Jaccarino, King, and Stroke. The subsequent paper by Jaccarino et al. (54J07) does not give a value of $Q$ but does present the interaction constants and a value of $\Omega^{127}$ . In a private communication, Stroke quotes a value of $Q^{127}=0.789\text{b}$ . This was obtained from the interaction constants of 54J07, using the measured $a^{127}$ to obtain $\langle 1/r^3 \rangle$ . It also includes relativistic corrections
$^{127}_{53}\text{I}$			$\Omega=+0.3$		54J07	$^2\text{P}_{3/2}:4,3$	4226.172 15	$a=827.265 3$
						3,2	1965.884 10	$b=1146.356 10$
						2,1	737.492 8	$c=0.00245 37$
$^{127}_{53}\text{I}$				-0.69 $^{\circ} 3$	55M88			
$^{127}_{53}\text{I}$			$\Omega=+0.181^{\circ} 47$		57S28			$(c=0.00287^{\dagger} 37)$
								$c=0.00201 52$
$^{127}_{53}\text{I}$				-0.789 $^{\circ} \ddagger$	59St46			
								$\ddagger$ Livingston et al. (53L24) quote the unpublished value of $Q^{127}=0.819\text{b}$ of Jaccarino, King, and Stroke. The subsequent paper by Jaccarino et al. (54J07) does not give a value of $Q$ but does present the interaction constants and a value of $\Omega^{127}$ . In a private communication, Stroke quotes a value of $Q^{127}=0.789\text{b}$ . This was obtained from the interaction constants of 54J07, using the measured $a^{127}$ to obtain $\langle 1/r^3 \rangle$ . It also includes relativistic corrections
$^{127}_{53}\text{I}$				-0.64 $^{\circ}$	62Ko22			
					(54J07)			
$^{127}_{53}\text{I}$			$\Omega=+0.265^{\circ}$	-1.097 $^{\circ}$	71Am02	$^2\text{P}_{3/2}$		$a=827.26502^{\circ}$
			$\Omega=+0.167^{\circ}$	-0.750 $^{\circ}$	(54J07)			$b=1146.35920^{\circ}$
								$c=2602^{\circ}\text{Hz}$
$^{128}_{53}\text{I}$	25m	1			59S63			
$^{130}_{53}\text{I}$	12h	5			58G20			
$^{130}_{53}\text{I}$	12h	5			59S63			
$^{131}_{53}\text{I}$	8d	7/2			58G18			
$^{131}_{53}\text{I}$	8d		$+2.738^{\ast} I$	-0.40 $I$	60Li13	$^2\text{P}_{3/2}:5,4$	3292.99 9	$a=575.903 7$
				-0.41 $\ast I$		4,3	2138.22 5	$b=578.866 75$
						3,2	1314.24 7	
$^{132}_{53}\text{I}$	2.3h	4			59S64			
$^{132}_{53}\text{I}$	2.3h	4			60Ga12			
$^{132}_{53}\text{I}$	2.3h		$\pm 3.08^{\ast} 2$	$\pm 0.075 15$	62Wh11	$^2\text{P}_{3/2}$		$a=567.6 26$
			$\mu/Q$ negative					$b=128.2 206$
$^{133}_{53}\text{I}$	21h	7/2			60Ga12			
$^{133}_{53}\text{I}$	21h		$+2.836^{\ast} 5$	-0.26 $I$	61Al20	$^2\text{P}_{3/2}:5,4$	3260.1 73	$a=597.0 10$
				-0.27 $\ast I$		4,3	2277.9 46	$b=385.2 74$
						3,2	1515.9 61	
$^{135}_{53}\text{I}$	6.7h	7/2			60Ga12			
$^{129}_{54}\text{Xe}$					61Fa05	$^3\text{P}_{2:}^{\ast} 5/2, 3/2$	5961.2577 9	
$^{131}_{54}\text{Xe}$			$\Omega=+0.048 12$	-0.120 12	61Fa05	$^3\text{P}_{2:}^{\ast} 1/2, 5/2$	2693.6234 7	$a=+706.4714 7$
						$5/2, 3/2$	1608.3475 8	$b=+252.5145 64$
						$3/2, 1/2$	838.7636 4	$c=+0.000728 105$

Table F: Nuclear Moments by Atomic and Molecular Beams – Continued

Nucleus	$T_{1/2}$	$I$	$\mu$	$Q$	Refer.	Atomic State: ( $F, F'$ )	$\Delta\nu(F, F')$ or Molecule Used	Interaction Constants or Moment Ratios
$^{125}_{55}\text{Cs}$	45m	1/2	+1.41 <sup>a</sup> 2		71Da01	$^2S_{1/2}; 1, 0$	8754 40	
$^{127}_{55}\text{Cs}$	6.2h	1/2			56N16			
$^{127}_{55}\text{Cs}$	6.2h		+1.43 <sup>a</sup> 4		58N27	$^2S_{1/2}; 1, 0$	8950 200	
$^{127}_{55}\text{Cs}$	6.2h		+1.43 <sup>a</sup> 2		62Kh03	$^2S_{1/2}; 1, 0$	8900 150	
$^{127}_{55}\text{Cs}$	6.2h		+1.46 <sup>a</sup> 2		71Da01	$^2S_{1/2}; 1, 0$	9109 45	
$^{129}_{55}\text{Cs}$	31h	1/2			56N16			
$^{129}_{55}\text{Cs}$	31h		+1.47 <sup>a</sup> 4		58N27	$^2S_{1/2}; 1, 0$	9200 200	
$^{129}_{55}\text{Cs}$	31h		+1.479 <sup>a</sup> 6		62Kh03	$^2S_{1/2}; 1, 0$	9229 30	
$^{130}_{55}\text{Cs}$	30m	1			56N16			
$^{130}_{55}\text{Cs}$	30m		+1.37 <sup>a</sup> 8		58N27	$^2S_{1/2}; ^3/2, ^1/2$	6400 350 if $\mu > 0$	
			or -1.45 <sup>a</sup> 8				or 6800 350 if $\mu < 0$	
$^{131}_{55}\text{Cs}$	10d	5/2	+3.53 <sup>a</sup> 4		53B19	$^2S_{1/2}; 3, 2$	13200 110	
$^{131}_{55}\text{Cs}$	10d	5/2			56N14			
$^{131}_{55}\text{Cs}$	10d		+3.537 <sup>d</sup> 2		65W005	$^2S_{1/2}; 3, 2$	13181.375 2	$g = 7.663 \times 10^{-4} 4$
$^{132}_{55}\text{Cs}$	6.2d	2	+2.22 <sup>a</sup> 2		58N27	$^2S_{1/2}; ^5/2, ^3/2$	8648 35	
$^{133}_{55}\text{Cs}$		7/2			34C04			
$^{133}_{55}\text{Cs}$			+2.574 13		39K10		$\text{Cs}_2, \text{CsF}, \text{CsCl}$	$g/g(^7\text{Li}) = 0.3369$
$^{133}_{55}\text{Cs}$				-0.0033 39	56Bu19	$^2P_{3/2}; 5, 4$	252.5 10	$a = 50.67 11$
						4, 3	203.0 11	$b = -0.46 53$
						3, 2	152.0 8	
$^{133}_{55}\text{Cs}$					58Ma18	$^2S_{1/2}; 4, 3$	9192.631770 20	
$^{133}_{55}\text{Cs}$					66En03		$^{133}\text{CsF}$	$eqQ = 1.241^E 11$
$^{133}_{55}\text{Cs}$					67Ma09	$6^2P_{1/2}; 4, 3$	1167 <sup>E</sup> 40	
$^{134}_{55}\text{Cs}$	2.2y	4	+2.98 <sup>a</sup> 1		52J18	$^2S_{1/2}; ^9/2, ^7/2$	10465 12	
$^{134}_{55}\text{Cs}$	2.2y	4	+2.98 <sup>a</sup> 1		53B19	$^2S_{1/2}; ^9/2, ^7/2$	10440 30	
$^{134}_{55}\text{Cs}$	2.2y		+2.9889 <sup>d</sup> ‡ 12		57S111	$^2S_{1/2}; ^9/2, ^7/2$	10473.626 15	$g/g^{133} = 1.01447^d 29$
							‡ Using $\mu_{unc}^{133} = 2.563189 15$ (68Ha01)	
$^{134m}_{55}\text{Cs}$	2.9h	8	+1.10 <sup>a</sup> 1		55G04	$^2S_{1/2}; ^{17/2}, ^{15/2}$	3684.594 20	
$^{134m}_{55}\text{Cs}$	2.9h	8	+1.10 <sup>a</sup> 1		55G31	$^2S_{1/2}; ^{17/2}, ^{15/2}$	3684.5 5	
$^{134m}_{55}\text{Cs}$	2.9h		+1.0960 <sup>d</sup> ‡ 3		62Co14	$^2S_{1/2}; ^{17/2}, ^{15/2}$	3684.578640 175	
							‡ Using $\mu_{unc}^{133} = 2.563189 15$ (68Ha01)	
$^{134m}_{55}\text{Cs}$	2.9h				67Ma09	$6^2P_{1/2}; ^{17/2}, ^{15/2}$	473 <sup>E</sup> 60	
$^{135}_{55}\text{Cs}$	2My	7/2	+2.728 <sup>a</sup> 2		49D01	$^2S_{1/2}; 4, 3$	9724 8	
$^{135}_{55}\text{Cs}$	2My		+2.7280 <sup>d</sup> ‡ 8		57S111	$^2S_{1/2}; 4, 3$	9724.023 15	$g/g^{133} = 1.05820^d 8$
							‡ Using $\mu_{unc}^{133} = 2.563189 15$ (68Ha01)	
$^{136}_{55}\text{Cs}$	13d	5	+3.70 <sup>a</sup> 4		71Da01	$^2S_{1/2}; ^{11/2}, ^9/2$	12702 28	$g/g^{135} = 1.04005^d 8$
$^{137}_{55}\text{Cs}$	30y	7/2	+2.831 <sup>a</sup> 2		49D01	$^2S_{1/2}; 4, 3$	10126.5 70	$g/g^{133} = 1.10058^d 13$
$^{137}_{55}\text{Cs}$	30y		+2.8372 <sup>d</sup> ‡ 9		57S111	$^2S_{1/2}; 4, 3$	10115.527 15	
							‡ Using $\mu_{unc}^{133} = 2.563189 15$ (68Ha01)	
$^{138}_{55}\text{Cs}$	32m	3	$\pm 0.48^a 10$		67St22	$^2S_{1/2}$		$a = 500 100$
$^{135}_{56}\text{Ba}$		3/2	+0.836 2		41H14			$g/g(^7\text{Li}) = 0.2553 7$
								$g/g^{137} = 0.8949 8$
$^{135}_{56}\text{Ba}$			+0.8370 8		59K82			$g/g^{137} = 0.8939 2$
$^{137}_{56}\text{Ba}$		3/2	+0.935 3		41H14			$g/g(^7\text{Li}) = 0.2856 8$
$^{137}_{56}\text{Ba}$			+0.9364 9		59K82			
$^{131}_{57}\text{La}$	59m	3/2			73In04			
$^{132}_{57}\text{La}$	4.5h	2			73In04			
$^{132m}_{57}\text{La}$	25m	6			73In04			
$^{133}_{57}\text{La}$	4.0h	5/2			73In04			
$^{135}_{57}\text{La}$	19.4h	5/2			73In04			
$^{136}_{57}\text{La}$	9.9m	1			73In04			

Table F: Nuclear Moments by Atomic and Molecular Beams — Continued

Nucleus	$T_{1/2}$	$I$	$\mu$	$Q$	Refer.	Atomic State: ( $F, F'$ )	$\Delta\nu(F, F')$ or Molecule Used	Interaction Constants or Moment Ratios
$^{139}_{57}\text{La}$				+0.230 10	57T30	$^2\text{D}_{5/2}:6,5$ 5,4 4,3 3,2 $^2\text{D}_{3/2}:5,4$ 4,3 3,2	1120.902 5 912.793 5 716.288 3 529.090 10 737.967 15 551.987 5 391.603 10	$a=182.1706 6$ $b=54.213 14$ $c=-0.6 10\text{kHz}$ $a=141.1959 16$ $b=44.781 14$ $c=0.15 44\text{kHz}$
$^{139}_{57}\text{La}$				+0.21° 1	58Mu08 (57T30)			
$^{139}_{57}\text{La}$				+0.229°	62Ko22 (57T30)			
$^{139}_{57}\text{La}$				+0.26, 0.23, or 0.28	71Ch02	$^4\text{F}_{3/2}:5,4$ 4,3 $^4\text{F}_{5/2}:6,5$ 5,4 4,3 $^4\text{F}_{7/2}:7,6$ 6,5 5,4 4,3 $^4\text{F}_{9/2}:8,7$ 7,6 6,5 5,4 4,3 $^2\text{F}_{5/2}:6,5$ 5,4 4,3 $^2\text{F}_{7/2}:5,4$ 4,3 — $^4\text{P}_{1/2}:4,3$ $^4\text{P}_{3/2}:4,3$ — $^4\text{P}_{5/2}:4,3$	2390.631 11 1925.510 11 1808.938 12 1503.210 18 1199.787 15 3247.744 6 2779.047 7 2312.531 20 1847.837 12 3928.536 27 3430.754 13 2935.669 10 2442.885 22 1952.018 20 1840.665 15 1522.871 15 1211.072 15 989.482 20 796.567 12 9840.632 15 3707.836 22 — 3216.524 20	$a=-480.224 8$ $b=14.2 2$ $a=300.631 8$ $b=14.0 3$ $c=0.002 3$ $a=462.889 7$ $b=19.3 2$ $c=-0.002 2$ $a=489.533 2$ $b=31.9 2$ $c=0.003 4$ $a=304.381 4$ $b=27.8 1$ $c=-0.002 3$ $a=-197.068 7$ $b=41.4 2$ $a=2460.173 70$ $a=929.6 2$ $b=37.2 25$ $a=801.9 5$ $b=-40 8$ $a=-424.9 20$ $b=-13 4$ $a=881 6$ $b=22 36$
				+0.30, 0.31, or 0.28		$^2\text{D}_{3/2}$ $^2\text{D}_{5/2}$		
				+0.22*‡ 3				
$^{140}_{57}\text{La}$	40h	3			60Pe09		‡ Average value	
$^{140}_{57}\text{La}$	40h		$\pm 0.728^{\text{P}} 15$ $\mu/Q$ positive	$\pm 0.15^{*\text{P}} 7$	69Hu12 69Pi15	$^2\text{D}_{5/2}$		$a=55.8^{\text{P}} 15$ $b=40^{\text{P}} 25$
$^{130}_{58}\text{Ce}$	25m	0*			73In04	$^1\text{G}_4, ^3\text{H}_4$		
$^{132}_{58}\text{Ce}$	4.2h	0*			73In04	$^1\text{G}_4, ^3\text{H}_4$		
$^{133}_{58}\text{Ce}$	5.4h	9/2			73In04			
$^{133\text{m}}_{58}\text{Ce}$	97m	1/2			73In04			
$^{134}_{58}\text{Ce}$	72h	0*			73In04	$^1\text{G}_4, ^3\text{H}_4$		
$^{135}_{58}\text{Ce}$	17.0h	1/2			73In04			
$^{137}_{58}\text{Ce}$	9.0h	3/2			73In04			
$^{137\text{m}}_{58}\text{Ce}$	34.4h	11/2			73In04			
$^{139}_{58}\text{Ce}$	140d	3/2			73In04			
$^{143}_{58}\text{Ce}$	33h	3/2			65Ma19			



Table F: Nuclear Moments by Atomic and Molecular Beams – Continued

Nucleus	$T_{1/2}$	$I$	$\mu$	$Q$	Refer.	Atomic State: ( $F, F'$ )	$\Delta\nu(F, F')$ or Molecule Used	Interaction Constants or Moment Ratios
<sup>133</sup> Pr <sub>59</sub>	7.5m	5/2			72Ek04			
<sup>134</sup> Pr <sub>59</sub>	18.5m	2			72Ek04			
<sup>135</sup> Pr <sub>59</sub>	24m	3/2			72Ek04			
<sup>136</sup> Pr <sub>59</sub>	13.5m	2			72Ek04			
<sup>137</sup> Pr <sub>59</sub>	1.28h	5/2			72Ek04			
<sup>138</sup> Pr <sub>59</sub>	2.0h	7			72Ek04			
<sup>139</sup> Pr <sub>59</sub>	4.5h	5/2			72Ek04			
<sup>140</sup> Pr <sub>59</sub>	3.4m	1			72Ek04			
<sup>141</sup> Pr <sub>59</sub>			+3.8 4	-0.054	53L22	<sup>4</sup> I <sub>9/2</sub> :4,3 3,2	3708.05 5 2782.25 5	a=+926.03 10 b=-13.9 10
<sup>141</sup> Pr <sub>59</sub>				-0.02*	58Mu08			
<sup>141</sup> Pr <sub>59</sub>			±5.09° 25	±0.070° 4	62Ca10			
			$\mu/Q$ negative					
<sup>141</sup> Pr <sub>59</sub>			+4.98	-0.074	62Wy04			
<sup>141</sup> Pr <sub>59</sub>			+4.28° 8	-0.0589° 42	63B125			
<sup>141</sup> Pr <sub>59</sub>			+4.162 <sup>kp</sup> 2		70Le26	<sup>4</sup> I <sub>9/2</sub>		a=926.2087 1 b=-11.878 2 c=220 80Hz
			+4.43 <sup>kp</sup> 11			<sup>4</sup> I <sub>11/2</sub>		a=730.3929 1 b=-11.877 3 c=-0.0003 2
			+4.42 <sup>kp</sup> 12			<sup>4</sup> I <sub>13/2</sub>		a=613.2399 1 b=-12.850 2 c=-0.0001 2
			+4.48 <sup>kp</sup> 5			<sup>4</sup> I <sub>15/2</sub>		a=541.5746 2 b=-14.558 6 c=0.0003 6
<sup>142</sup> Pr <sub>59</sub>	19h	2	±0.243± 15	±0.035 15	62Ca10	<sup>4</sup> I <sub>9/2</sub>		a=67.5 5 b=7.0 20
			$\mu/Q$ positive				‡For $\mu^{141}=4.16$	
<sup>142</sup> Pr <sub>59</sub>	19h		±0.250°	±0.0297° 85	63B125			
<sup>142m</sup> Pr <sub>59</sub>	?	5 <sup>p</sup>			69Hu12			
<sup>143</sup> Pr <sub>59</sub>	14d	7/2			64Bu09	<sup>4</sup> I <sub>9/2</sub>		
<sup>134</sup> Nd <sub>60</sub>	8m	0*			72Ek04			
<sup>135</sup> Nd <sub>60</sub>	15m	9/2			72Ek04			
<sup>136</sup> Nd <sub>60</sub>	55m	0*			72Ek04	<sup>5</sup> I <sub>4</sub> :5,4	<40kHz, if I=1	
<sup>137</sup> Nd <sub>60</sub>	37m	1/2			72Ek04			
<sup>138</sup> Nd <sub>60</sub>	5.2h	0*			72Ek04			
<sup>139</sup> Nd <sub>60</sub>	29.7m	3/2			72Ek04			
<sup>139m</sup> Nd <sub>60</sub>	5.5h	11/2			72Ek04			
<sup>140</sup> Nd <sub>60</sub>	3.4d	0*			72Ek04			
<sup>141</sup> Nd <sub>60</sub>	2.5h	3/2			62A104	<sup>5</sup> I <sub>4</sub> : <sup>11</sup> / <sub>2</sub> , <sup>9</sup> / <sub>2</sub>	≥1630	
<sup>143</sup> Nd <sub>60</sub>		7/2			62Sp03			
<sup>143</sup> Nd <sub>60</sub>			-1.25 13	-0.57 6	63Sp08	<sup>5</sup> I <sub>4</sub> : <sup>15</sup> / <sub>2</sub> , <sup>13</sup> / <sub>2</sub> <sup>13</sup> / <sub>2</sub> , <sup>11</sup> / <sub>2</sub> <sup>11</sup> / <sub>2</sub> , <sup>9</sup> / <sub>2</sub> <sup>9</sup> / <sub>2</sub> , <sup>7</sup> / <sub>2</sub> <sup>7</sup> / <sub>2</sub> , <sup>5</sup> / <sub>2</sub>	1418.25 14 1257.53 4 1084.70 4 901.47 6 710.0 1	a=-195.649 9 b=+122.25 28
<sup>143</sup> Nd <sub>60</sub>			-1.063 <sup>h</sup> 5	-0.484° 20	65Sm04	<sup>5</sup> I <sub>4</sub>		$Q^{143}/Q^{145}=+1.893 16$ g=-1.6430x10 <sup>-4</sup> 69
<sup>143</sup> Nd <sub>60</sub>					70Ch41	<sup>5</sup> I <sub>4</sub> <sup>5</sup> I <sub>5</sub>		a=-195.652 <sup>p</sup> 2 b=122.608 <sup>p</sup> 34 a=-153.679 <sup>p</sup> 2 b=115.741 <sup>p</sup> 36
<sup>143</sup> Nd(70Ch41) <sub>60</sub>	continued							

Table F: Nuclear Moments by Atomic and Molecular Beams - Continued

Nucleus	$T_{1/2}$	$I$	$\mu$	$Q$	Refer.	Atomic State: ( $F, F'$ )	$\Delta\nu(F, F')$ or Molecule Used	Interaction Constants or Moment Ratios
$^{143}_{60}\text{Nd}(70\text{Ch41})$ continued								
						$^5\text{I}_6$		$a = -130.611^{\text{P}} 2$ $b = 119.284^{\text{P}} 46$
						$^5\text{I}_7$		$a = -117.604^{\text{P}} 2$ $b = 129.281^{\text{P}} 48$
						$^5\text{I}_8$		$a = -110.4^{\text{P}} 2$ $b = 141.9^{\text{P}} 62$
$^{145}_{60}\text{Nd}$ $^{145}_{60}\text{Nd}$		7/2	-0.78 8	-0.30 3	62Sp03 63Sp08	$^5\text{I}_4: ^{15}_{/2}, ^{13}_{/2}$ $^{13}_{/2}, ^{11}_{/2}$ $^{11}_{/2}, ^{9}_{/2}$ $^9_{/2}, ^7_{/2}$ $^7_{/2}, ^5_{/2}$ $^5\text{I}_5: ^{17}_{/2}, ^{15}_{/2}$ $^{15}_{/2}, ^{13}_{/2}$ $^{13}_{/2}, ^{11}_{/2}$ $^{11}_{/2}, ^9_{/2}$	886.25 6 783.08 4 673.49 3 558.27 3 439.10 5 789.83 20 708.38 20 622.80 15 533.36 20	$a = -121.627 27$ $b = +64.60 37$
$^{145}_{60}\text{Nd}$ $^{145}_{60}\text{Nd}$			-0.654 <sup>h</sup> 4	-0.253 <sup>c</sup> 10	65Sm04 70Ch41	$^5\text{I}_4$ $^5\text{I}_5$ $^5\text{I}_6$ $^5\text{I}_7$		$g = -1.0106 \times 10^{-4} 61$ $a = -121.628^{\text{P}} 2$ $b = 64.637^{\text{P}} 28$ $a = -95.535^{\text{P}} 2$ $b = 61.044^{\text{P}} 42$ $a = -81.195^{\text{P}} 2$ $b = 62.926^{\text{P}} 58$ $a = -73.108^{\text{P}} 2$ $b = 68.165^{\text{P}} 74$
$^{147}_{60}\text{Nd}$ $^{147}_{60}\text{Nd}$	11d 11d	5/2	$\pm 0.553^{\text{ap}} 10$ $\mu/Q$ negative	$\pm 0.7^{\text{P}} 3$	60Ca03 70Pil1	$J=4$		$a = 144^{\text{P}} 3$ $b = 181^{\text{P}} 64$
$^{149}_{60}\text{Nd}$ $^{149}_{60}\text{Nd}$	1.9h 1.9h	5/2	$\pm 0.350^{\text{ap}} 10$ $\mu/Q$ negative	$\pm 1.0^{\text{P}} 3$	64Bu09 70Pil1	$^5\text{I}_4$ $J=4$		$a = 91.0^{\text{P}} 19$ $b = 260^{\text{P}} 43$
$^{140\text{m}}_{61}\text{Pm}$	5.8m	‡			72Ek05			Nd(45MeVp, ) ‡Could not observe this activity; searched for $I=0$ through 8
$^{141}_{61}\text{Pm}$ $^{147}_{61}\text{Pm}$ $^{147}_{61}\text{Pm}$ $^{147}_{61}\text{Pm}$	20.9m 2.6y 2.6y 2.6y	5/2 7/2 7/2 7/2	$\pm 2.77^{\text{c}} 8$ $\pm 3.2 3$ $\mu/Q$ positive	$\pm 0.7 3$	72Ek05 60Ca03 63Bl25 63Bu14	$^6\text{H}_{7/2}$		$a = 447 9$ $b = 267 71$ $a = +1038 75$ $b = -98 10$
$^{148}_{61}\text{Pm}$	5.4d	1	$+2.07^{\text{a}} 21$	+0.2 2	65Al10 65Al16	$^6\text{H}_{7/2}$		
$^{149}_{61}\text{Pm}$ $^{151}_{61}\text{Pm}$ $^{151}_{61}\text{Pm}$	54h 28h 28h	7/2 5/2 5/2	$\pm 1.8 2$ $\mu/Q$ positive	$\pm 1.9 3$	61Ca07 61Ca07 63Bu14	$^6\text{H}_{7/2}$		$a = 358 22$ $b = 778 93$
$^{140}_{62}\text{Sm}$ $^{141}_{62}\text{Sm}$ $^{141\text{m}}_{62}\text{Sm}$ $^{142}_{62}\text{Sm}$ $^{143}_{62}\text{Sm}$ $^{147}_{62}\text{Sm}$ $^{147}_{62}\text{Sm}$	15m 11.3m 22.9m 1.2h 8.8m 0.1Ty 0.1Ty	0* 1/2 11/2 0* 3/2 7/2			72Ek05 72Ek05 72Ek05 72Ek05 72Ek05 62Sp03 63Bl25	$^7\text{F}$	<40kHz, if $I=1$	
			-0.796 <sup>c</sup> 16	-0.208 <sup>c</sup> 4				

Table F: Nuclear Moments by Atomic and Molecular Beams – Continued

Nucleus	$T_{1/2}$	$I$	$\mu$	$Q$	Refer.	Atomic State: ( $F, F'$ )	$\Delta\nu(F, F')$ or Molecule Used	Interaction Constants or Moment Ratios
$^{147}_{62}\text{Sm}$	0.1Ty		-0.8129 7	-0.20 2	66Wo05	$^7F_1$ $^7F_2$ $^7F_3$ $^7F_4$		$a=-33.4936$ 1 $b=-58.6920$ 8 $a=-41.1845$ 2 $b=-62.2260$ 32 $a=-50.2401$ 1 $b=-33.6812$ 16 $a=-59.7068$ 20 $b=+21.230$ 72
$^{147}_{62}\text{Sm}$	0.1Ty				68Ro16	$J=5: ^{17/2, 15/2}$ $^{15/2, 13/2}$ $^{13/2, 11/2}$ $^{11/2, 9/2}$ $^{9/2, 7/2}$	551.009 <sup>j</sup> 42 505.364 <sup>j</sup> 32 452.498 <sup>j</sup> 17 393.414 <sup>j</sup> 11 329.071 <sup>j</sup> 15	$A_1 \ddagger = 1209.870$ 23 $A_2 = 25.1448$ 130 $A_3 = 0$ $A_1/A_2 < 0$
$^{147}_{62}\text{Sm}$ $^{149}_{62}\text{Sm}$ $^{149}_{62}\text{Sm}$ $^{149}_{62}\text{Sm}$	0.1Ty	7/2	-0.643 <sup>c</sup> 15 -0.6702 7	-0.18 <sup>c</sup> 3 +0.060 <sup>c</sup> 1 +0.058 6	69Ro29 62Sp03 63Bl25 66Wo05	$^7F_{1,2,3,4,5}$ $^7F_1$ $^7F_2$ $^7F_3$ $^7F_4$		$a=-27.6109$ 1 $b=+16.9624$ 4 $a=-33.9508$ 2 $b=+17.9872$ 32 $a=-41.4176$ 4 $b=+9.7488$ 64 $a=-49.2177$ 29 $b=-6.161$ 80 $Q^{149}/Q^{147} = 0.28901$ 3 $A_1 \ddagger = 997.364$ 38 $A_2 = 7.258$ 23 $A_3 = 0$ $A_1/A_2 > 0$
$^{149}_{62}\text{Sm}$					68Ro16	$J=5: ^{17/2, 15/2}$ $^{15/2, 13/2}$ $^{13/2, 11/2}$	495.031 <sup>j</sup> 27 431.239 <sup>j</sup> 14 369.563 <sup>j</sup> 20	$Q^{149}/Q^{147} = 0.28901$ 3 $A_1 \ddagger = 997.364$ 38 $A_2 = 7.258$ 23 $A_3 = 0$ $A_1/A_2 > 0$
$^{149}_{62}\text{Sm}$				+0.052 <sup>c</sup> † 3	Compilers			$Q^{149}/Q^{147} = 0.28901$ 3 †Using $Q$ of 69Ro29 and $Q$ -ratio of 66Wo05
$^{153}_{62}\text{Sm}$ $^{153}_{62}\text{Sm}$	47h 47h	3/2	-0.021 <sup>a</sup> 1	+1.1 3	60Ca05 64Su02	$^7F_1$ $^7F_2$ $^7F_3$ $^7F_4$		$a=-2.100$ 5 $b=+289.042$ 4 $a=-2.573$ 6 $b=+306.521$ 21 $a=-3.115$ 4 $b=+165.824$ 20 $a=-3.753$ 9 $b=-104.452$ 68
$^{153}_{62}\text{Sm}$ $^{155}_{62}\text{Sm}$ $^{155}_{62}\text{Sm}$	47h 24m 24m	3/2	-0.0215 1	+1.0 1 large $\pm 0.9$ 1	68Wa10 68Ea02 68Wa10	$^7F$		$Q^{155}/Q^{153} = \pm 0.894$
$^{145}_{63}\text{Eu}$ $^{146}_{63}\text{Eu}$ $^{147}_{63}\text{Eu}$ $^{148}_{63}\text{Eu}$ $^{149}_{63}\text{Eu}$ $^{150}_{63}\text{Eu}$ $^{151}_{63}\text{Eu}$	5.9d 4.65d 22d 54d 93d 12.5h	5/2 4 5/2 5 5/2 0*			72Ek05 72Ek05 72Ek05 72Ek05 72Ek05 72Ek05 60Sa23	$^8S_{7/2}$ $^8S_{7/2}: 6, 5$ 5, 4 4, 3	<40kHz, if $I=1$ 120.675 1 100.286 1 80.049 1	$a=-20.0523$ 2 $b=-0.7012$ 35
$^{151}_{63}\text{Eu}$			+3.4631 <sup>b</sup> 12		65Ev08	$^8S_{7/2}$		$\mu^{151}/\mu^{153} = 2.26505$ 42 $a^{151}/a^{153} = 2.26498$ 8

Table F: Nuclear Moments by Atomic and Molecular Beams – Continued

Nucleus	$T_{1/2}$	$I$	$\mu$	$Q$	Refer.	Atomic State: ( $F, F'$ )	$\Delta\nu(F, F')$ or Molecule Used	Interaction Constants or Moment Ratios
$^{152}_{63}\text{Eu}$	13y		$\pm 1.937\ 2$	$\pm 3.0\ 3$	63Al06	$^8\text{S}_{7/2}; ^{13}_{2}, ^{11}_{2}$ $^{11}_{2}, ^9_{2}$ $^9_{2}, ^7_{2}$ $^7_{2}, ^5_{2}$	59.848 86 51.246 35 42.343 37 33.191 48	$a=9.345\ 6$ $b=1.930\ 165$ $Q^{152}/Q^{151}=\pm 2.75\ 24$ $Q^{152}/Q^{153}=\pm 1.08\ 9$
$^{152\text{m}}_{63}\text{Eu}$ $^{153}_{63}\text{Eu}$	9h	$0^*$	$\leq 4 \times 10^{-3}$ , if $I=1$	+2.8 3	59C52 60Sa23	$^8\text{S}_{7/2}; 6, 5$ 5, 4 4, 3	54.038 1 44.004 1 35.004 1	$a \leq 60\text{kHz}$ $a=-8.8532\ 2$ $b=-1.7852\ 35$
$^{153}_{63}\text{Eu}$			+1.5292 <sup>b</sup> 9		65Ev08	$^8\text{S}_{7/2}$		
$^{145}_{64}\text{Gd}$ $^{147}_{64}\text{Gd}$ $^{149}_{64}\text{Gd}$ $^{151}_{64}\text{Gd}$ $^{153}_{64}\text{Gd}$ $^{155}_{64}\text{Gd}$	22.9m 38.5h 9.4d 120d 242d	1/2 7/2 7/2 7/2 3/2			72Ek05 72Ek05 72Ek05 72Ek05 65Al16 69Un02			
			$-0.2584^b\ 5$ $\Omega=-1.6\ 6$	+1.59 16		$^9\text{D}_3$ $^9\text{D}_2$ $^9\text{D}_4$ $^9\text{D}_5$ $^9\text{D}_6$		$a=4.9204\ 18$ $b=-406.670\ 6$ $c=-0.0015\ 5$ $a=36.5753^j\ 9$ $b=179.407^j\ 44$ $a=-6.8612^j\ 49$ $b=-352.834^j\ 38$ $a=-11.5125^j\ 39$ $b=41.977^j\ 40$ $a=-12.2424^j\ 12$ $b=587.893^j\ 12$ $a=47.9591^j\ 76$ $b=191.161^j\ 72$ $a=6.4456^j\ 22$ $b=-433.234^j\ 13$ $a=-8.9967^j\ 49$ $b=-375.884^j\ 38$ $a=-15.0955^j\ 38$ $b=44.744^j\ 39$ $a=-16.0573^j\ 57$ $b=626.275^j\ 60$
$^{157}_{64}\text{Gd}$			$-0.339^{\dagger}\ 3$	+1.69 <sup>†</sup> 17	69Un02	$^9\text{D}_2$ $^9\text{D}_3$ $^9\text{D}_4$ $^9\text{D}_5$ $^9\text{D}_6$		$a=587.893^j\ 12$ $a=47.9591^j\ 76$ $b=191.161^j\ 72$ $a=6.4456^j\ 22$ $b=-433.234^j\ 13$ $a=-8.9967^j\ 49$ $b=-375.884^j\ 38$ $a=-15.0955^j\ 38$ $b=44.744^j\ 39$ $a=-16.0573^j\ 57$ $b=626.275^j\ 60$
$^{159}_{64}\text{Gd}$	18h	3/2			61Ca07			$\dagger$ Using ratios from paramagnetic resonance
$^{151}_{65}\text{Tb}$ $^{152}_{65}\text{Tb}$ $^{153}_{65}\text{Tb}$ $^{154}_{65}\text{Tb}$ $^{154\text{m}}_{65}\text{Tb}$ $^{155}_{65}\text{Tb}$ $^{156}_{65}\text{Tb}$ $^{159}_{65}\text{Tb}$	18h 18h 2.3d 21h 8.5h 5.6d 5.4d	1/2 2 5/2 $0^*$ 3 3/2 3	$< 10^{-4}$ , if $I=1$		70Ad09 70Ad09 70Ad09 70Ad09 70Ad09 70Ad09 70Ch26	$^6\text{H}_{15/2}$ $^6\text{H}_{13/2}$		$a=673.753\ 2$ $b=1449.330\ 40$ $c=-0.001\ 2$ $a=682.911\ 3$ $b=1167.489\ 50$ $c=-0.001\ 2$
$^{159}_{65}\text{Tb}$ (70Ch26) continued								$\dagger$ For all $(4f^9 6s^2)$ -states

Table F: Nuclear Moments by Atomic and Molecular Beams — Continued

Nucleus	$T_{1/2}$	$I$	$\mu$	$Q$	Refer.	Atomic State: ( $F, F'$ )	$\Delta\nu(F, F')$ or Molecule Used	Interaction Constants or Moment Ratios
$^{159}_{65}\text{Tb}$ (70Ch26)	continued			+1.33*† 12 or +1.28*† 14	70Ch26	$^8\text{C}_{13/2}$		$a=532.204\ 2$ $b=928.861\ 30$ $c=0.001\ 2$
				+1.34*† 11				Interaction constants and $g_J$ -values for 14 other ( $4f^9 6s^2$ ) or ( $4f^8 5d 6s^2$ ) states given †For all ( $4f^8 5d 6s^2$ )-states ‡Weighted average
$^{160}_{65}\text{Tb}$	73d	3			61Ca07			
$^{161}_{65}\text{Tb}$	6.9d	3/2			64Bu09			
$^{149}_{66}\text{Dy}$	?	‡			70Ro21			‡Could not observe activity. If $I=7/2$ , then $T_{1/2} < 10\text{m}$ or $\approx T_{1/2}(^{151}\text{Dy})$
$^{151}_{66}\text{Dy}$	18m	7/2			70Ro21			
$^{152}_{66}\text{Dy}$	2.4h	0*			70Ro21	$^5\text{I}_8$		<20kHz, if $I=1$
$^{153}_{66}\text{Dy}$	6.4h	7/2			70Ro21			
$^{153}_{66}\text{Dy}$	6.4h		$\pm 0.71^* \dagger 9$ $\mu/Q$ positive	$\pm 0.14^* \dagger 8$	72Ro36	$^5\text{I}_8$		$a=123.5\ 8$ $b=65\ 40$ ‡Based on $\mu^{161}$ and $Q^{*161}$ (72Ro36)
$^{155}_{66}\text{Dy}$	10h	3/2			70Ro21			
$^{155}_{66}\text{Dy}$	10h		$\pm 0.34^* \dagger 3$ $\mu/Q$ negative	$\pm 0.91^* \dagger 10$	72Ro36	$^5\text{I}_8$		$a=136.5\ 5$ $b=421\ 5$ ‡Based on $\mu^{161}$ and $Q^{*161}$ (72Ro36)
$^{157}_{66}\text{Dy}$	8.1h	3/2			70Ro21			
$^{157}_{66}\text{Dy}$	8.1h		$\pm 0.30^* \dagger 4$ $\mu/Q$ negative	$\pm 1.22^* \dagger 13$	72Ro36	$^5\text{I}_8$		$a=121.605\ 4$ $b=564.65\ 7$ ‡Based on $\mu^{161}$ and $Q^{*161}$ (72Ro36)
$^{159}_{66}\text{Dy}$	144d	3/2			65Al16	$^5\text{I}_8$		
$^{161}_{66}\text{Dy}$		5/2			62Sp03			
$^{161}_{66}\text{Dy}$			-0.47 9	+2.36 4	67Eb01	$^5\text{I}_8$		$a=-115.8\ 10$ $b=+1102\ 15$
$^{161}_{66}\text{Dy}$			-0.46 5	+2.37 28	70Ch31	$^5\text{I}_8$		$a=-116.231\ 2$ $b=1091.577\ 50$ $c=-0.002\ 5$
						$^5\text{I}_7$		$a=-126.787\ 2$ $b=1009.742\ 60$ $c=0.000\ 5$
$^{161}_{66}\text{Dy}$				$Q_4 \sim +58^p$	72Da38	$^5\text{I}_8 (4f^{10} 6s^2)$		$a=-116.23218\ 20$ $b=1091.5740\ 75$ $c=-790\ 650\text{Hz}$ $d=-95\ 75\text{Hz}$
$^{161}_{66}\text{Dy}$			-0.4792 <sup>ikp</sup> 50		72Fe20			
$^{161}_{66}\text{Dy}$			-0.48 <sup>c</sup> 4	+2.35* <sup>c</sup> 26	72Ro36	$^5\text{I}_8, ^5\text{I}_7$		
					(70Ch31)			
$^{163}_{66}\text{Dy}$		5/2			62Sp03			
$^{163}_{66}\text{Dy}$			+0.66 13	+2.46 4	67Eb01	$^5\text{I}_8$		$a=+162.9\ 6$ $b=+1150\ 20$
$^{163}_{66}\text{Dy}$			+0.65 6	+2.51 30	70Ch31	$^5\text{I}_8$		$a=162.754\ 2$ $b=1152.869\ 40$ $c=0.001\ 4$
						$^5\text{I}_7$		$a=177.535\ 2$ $b=1066.430\ 60$ $c=0.002\ 6$

Table F: Nuclear Moments by Atomic and Molecular Beams — Continued

Nucleus	$T_{1/2}$	$I$	$\mu$	$Q$	Refer.	Atomic State: ( $F, F'$ )	$\Delta\nu(F, F')$ or Molecule Used	Interaction Constants or Moment Ratios
$^{163}_{66}\text{Dy}$				$Q_4 \sim +67^p$	72Da38	$^5I_8(4f^{10}6s^2)$		$a=162.754272\ 20$ $b=1152.8635\ 12$ $c=-20\ 130\text{Hz}$ $d=-109\ 35\text{Hz}$
$^{163}_{66}\text{Dy}$ $^{163}_{66}\text{Dy}$			$+0.6707^{ikp}\ 35$ $+0.67^{ac}\ \ddagger\ 6$	$+2.48^{*c}\ \ddagger\ 27$	72Fe20 72Ro36	$^5I_8$		$\ddagger$ Based on $\mu$ and $Q^{*161}$ (72Ro36)
$^{165}_{66}\text{Dy}$ $^{165}_{66}\text{Dy}$	2.3h 2.3h	7/2	$\pm 0.50$ $\mu/Q$ negative	$\pm 3.2$	61Ca07 68Ra03	$^5I_8$		$a=89.8\ 7$ $b=1521\ 30$
$^{165}_{66}\text{Dy}$			$\pm 0.52^{ac}\ \ddagger\ 4$	$\pm 3.27^{*c}\ \ddagger\ 37$	72Ro36 (68Ra03)	$^5I_8$		$\ddagger$ Based on $\mu^{161}$ and $Q^{*161}$ (72Ro36)
$^{166}_{66}\text{Dy}$	82h	$0^*$	$\leq 10^{-4}$ , if $I=1$		61Ca07	$^5I_8$		
$^{153}_{67}\text{Ho}$	?	$\ddagger$			69Ek01			$\ddagger$ Did not observe resonances at frequencies for $I=1/2$ to $11/2$ . $T_{1/2}$ possibly less than 9m.
$^{154}_{67}\text{Ho}$	12m	1			69Ek01			
$^{155}_{67}\text{Ho}$	50m	5/2			69Ek01			
$^{156}_{67}\text{Ho}$	55m	1			69Ek01			
$^{157}_{67}\text{Ho}$	14m	7/2			69Ek01			
$^{158}_{67}\text{Ho}$	11m	5			69Ek01			
$^{158m}_{67}\text{Ho}$	29m	2			69Ek01			
$^{159}_{67}\text{Ho}$	33m	7/2			69Ek01			
$^{160}_{67}\text{Ho}$	26m	5			69Ek01			
$^{160m}_{67}\text{Ho}$	5.0h	2			69Ek01			
$^{161}_{67}\text{Ho}$	2.5h	7/2			64Bu09	$J=^{15}/_2$		
$^{161}_{67}\text{Ho}$	2.5h	7/2			69Ek01			
$^{162}_{67}\text{Ho}$	15m	1			69Ek01			
$^{162m}_{67}\text{Ho}$	68m	6			69Ek01			
$^{164}_{67}\text{Ho}$	29m	1			69Ek01			
$^{164m}_{67}\text{Ho}$	38m	6			69Ek01			
$^{165}_{67}\text{Ho}$					62Go20	$^4I_{15/2}$		$a=800.583\ 3$ $b=-1667.950\ 50$
$^{165}_{67}\text{Ho}$			$+4.23$	$+2.99$	62Wy04			
$^{165}_{67}\text{Ho}$			$+4.01^c\ 8$	$+2.82^c\ 5$	63Bl25			
$^{165}_{67}\text{Ho}$			$+4.1\ 4$	$+2.4$	64Go09	$^4I_{15/2}; 9,8$ 8,7 7,6 6,5 5,4	7184.829 10 6540.836 10 5842.368 10 5096.265 10 4309.281 10	$a=800.58389\ 50$ $b=-1667.997\ 50$
$^{165}_{67}\text{Ho}$			$+4.12\ 2$		68Ha25			
$^{165}_{67}\text{Ho}$			$+4.08^{ci}\ 8$		68Su04 (64Go09)			
$^{165}_{67}\text{Ho}$				$Q_4 \sim +80^p$	72Da38	$^4I_{15/2}$		$a=800.583169\ 36$ $b=-1668.0789\ 33$ $c=-217\ 140\text{Hz}$ $d=-151\ 16\text{Hz}$ $g=6.370 \times 10^{-4}\ 70$
$^{165}_{67}\text{Ho}$			$+4.125^k\ 44$		72Ha45	$^4I_{15/2}$		$a=800.5828\ 14$
$^{165}_{67}\text{Ho}$					72Me16	$^4I_{15/2}$		$b=-1668.100\ 91$ $c=-2224\ 7520\text{Hz}$ $d=-398\ 790\text{Hz}$
$^{166}_{67}\text{Ho}$	27h	$0^*$	$\leq 10^{-4}$ , if $I=1$		61Ca07	$^4I_{15/2}$		
$^{166}_{67}\text{Ho}$	27h	$0^*$			61Ch06	$^4I_{15/2}$		$a < 5\text{kHz}$ , if $I=1$

Table F: Nuclear Moments by Atomic and Molecular Beams – Continued

Nucleus	$T_{1/2}$	$I$	$\mu$	$Q$	Refer.	Atomic State: ( $F, F'$ )	$\Delta\nu(F, F')$ or Molecule Used	Interaction Constants or Moment Ratios
$^{157}_{68}\text{Er}$	20m	3/2			69Ek01			
$^{158}_{68}\text{Er}$	2.3h	0*			69Ek01	$^3\text{H}_6$	<20kHz, if $I=1$	
$^{159}_{68}\text{Er}$	36m	3/2			69Ek01			
$^{160}_{68}\text{Er}$	29h	0*			69Ek01	$^3\text{H}_6$	<20kHz, if $I=1$	
$^{161}_{68}\text{Er}$	3.2h	3/2			69Ek01			
$^{161}_{68}\text{Er}$	3.2h		$-0.369^* 5$	$+1.20^* 9$	72Ek03	$^3\text{H}_6$		$a=183.8 14$ $b=1738 10$
$^{163}_{68}\text{Er}$	1.2h	5/2			69St05	$^3\text{H}_6$		
$^{163}_{68}\text{Er}$	1.2h		$+0.56^* 3$	$+2.2^* 2$	72Ek03	$^3\text{H}_6$		$a=167 7$ $b=3275 130$
$^{165}_{68}\text{Er}$	10h	5/2			64Bu09	$J=6$		
$^{165}_{68}\text{Er}$	10h		$\pm 0.65^* 3$ $\mu/Q$ positive	$\pm 2.2 1$	65Al10	$^3\text{H}_6$		$a=195 6$ $b=3502 115$
$^{167}_{68}\text{Er}$		7/2			62Sp02			
$^{167}_{68}\text{Er}$			$-0.564^{\text{ch}} 7$	$+2.82^\circ$	63Bl25			
$^{167}_{68}\text{Er}$			$-0.5647^{\text{h}} 24$	$+2.827 12$	65Sm04	$^3\text{H}_6$		$a=-120.4864 5$ $b=-4552.959 23$ $g=-0.8720 \times 10^{-4} 37$
$^{169}_{68}\text{Er}$	9.4d	1/2			61Ca07	$^3\text{H}_6$		
$^{169}_{68}\text{Er}$	9.4d		$\pm 0.513 25$		63Do09	$^3\text{H}_6$		$g=5.55 \times 10^{-4} 27$ $a=725.46 31$
$^{171}_{68}\text{Er}$	7.5h	5/2			61Ca07	$^3\text{H}_6$		
$^{171}_{68}\text{Er}$	7.5h		$\pm 0.70^* 5$ $\mu/Q$ negative	$\pm 2.4 2$	64Bu09	$^3\text{H}_6$		$a=197.0 29$ $b=3646 106$
$^{159}_{69}\text{Tm}$	9m	5/2			71Ek01			
$^{160}_{69}\text{Tm}$	9m	1			71Ek01			
$^{161}_{69}\text{Tm}$	37m	7/2			71Ek01			
$^{161\text{m}}_{69}\text{Tm}$	7m	‡			71Ek01		‡ Could not observe this activity; searched for $I=1/2$ through $9/2$	
$^{162}_{69}\text{Tm}$	21m	1			71Ek01			
$^{162\text{m}}_{69}\text{Tm}$	77m	‡			71Ek01		Er(80MeV p, ) ‡ Could not observe this activity; searched for $I=0$ through 7	$a=133.4 15$
$^{163}_{69}\text{Tm}$	1.8h	1/2	$\pm 0.082 2$		67Sc33	$^2\text{F}_{7/2}$		
$^{163\text{m}}_{69}\text{Tm}$	11m	‡			71Ek01		‡ Could not observe this activity; searched for $I=1/2$ through $9/2$	
$^{164}_{69}\text{Tm}$	2m	1			71Ek01			
$^{164\text{m}}_{69}\text{Tm}$	5m	6			71Ek01			
$^{165}_{69}\text{Tm}$	29h	1/2			68Ek01			
$^{165}_{69}\text{Tm}$	29h	1/2	$\pm 0.138^* 2$		68Sc26	$^2\text{F}_{7/2}$		$a=224.4 30$
$^{165\text{m}}_{69}\text{Tm}$	12m	‡			71Ek01		‡ Could not observe this activity; searched for $I=1/2$ through $9/2$	
$^{166}_{69}\text{Tm}$	7.7h	2			61Wa04			
$^{166}_{69}\text{Tm}$	7.7h		$\pm 0.05^* 3$ $\mu/Q$ positive	$\pm 4.6 7$	62Wa27	$^2\text{F}_{7/2}: ^{11/2, 9/2}$ $^9/2, ^7/2$ $^7/2, ^5/2$ $^5/2, ^3/2$	4640 20 -330 30 -2800 100 -3390 130	$a=19 6$ $b=7700 300$
$^{166}_{69}\text{Tm}$	7.7h		$\pm 0.0465^\circ 15$	$\pm 4.36^\circ 17$	63Bl25			
$^{166}_{69}\text{Tm}$	7.7h		$\pm 0.047^{\text{ac}} 15$		67Gi04			( $a=19 6$ )
$^{166}_{69}\text{Tm}$	7.7h		$\pm 0.092^* 2$ $\mu/Q$ positive	$\pm 1.85^* 15$	72Ad14	$^2\text{F}_{7/2}$		$a=37.1 5$ $b=2935 40$
$^{167}_{69}\text{Tm}$	9.6d	1/2			61Wa04			
$^{167}_{69}\text{Tm}$	9.6d		$-0.197^{\text{ap}} 2$		73An12	$^2\text{F}_{7/2}$		$a=318.5 5$
$^{168}_{69}\text{Tm}$	85d	3			71Ek01			

Table F: Nuclear Moments by Atomic and Molecular Beams — Continued

Nucleus	$T_{1/2}$	$I$	$\mu$	$Q$	Refer.	Atomic State: ( $F, F'$ )	$\Delta\nu(F, F')$ or Molecule Used	Interaction Constants or Moment Ratios
$^{169}_{69}\text{Tm}$			$\pm 0.24^c$		62Li06			
$^{169}_{69}\text{Tm}$			$-0.229^3$		62Ri11	$^2F_{7/2}:4,3$	1496.555 10	$a=-374.1374$ 16 $g=2.478 \times 10^{-4}$ 32
$^{169}_{69}\text{Tm}$			$-0.2310^h$ 15		67Gi04	$^2F_{7/2}:4,3$ 4,3	1496.550667 <sup>j</sup> 12 1496.550642 12	$a=-374.137661$ 3 $g=+2.498 \times 10^{-4}$ 15
$^{170}_{69}\text{Tm}$	127d	1	$\pm 0.26^2$ $\mu/Q$ positive	$\pm 0.61^5$	60Ca15	$^2F_{7/2}:^9J_2, ^7J_2$ $^7J_2, ^5J_2$	74 20 1960 22	$a=200^3$ $b=1010$ 15
$^{170}_{69}\text{Tm}$	127d		$\pm 0.245^c$ 4	$\pm 0.574^c$ 9	63Bl25			
$^{170}_{69}\text{Tm}$	127d		$\pm 0.247^{ac}$ 4		67Gi04			( $a=200^3$ )
$^{171}_{69}\text{Tm}$	1.9y	1/2			61Ca07			
$^{171}_{69}\text{Tm}$	1.9y		$\pm 0.227^a$ 5		64Bu09	$^2F_{7/2}$		$a=372.1$ 59
$^{171}_{69}\text{Tm}$	1.9y		$\pm 0.230^{ac}$ 4		67Gi04			( $a=372.1$ 59)
$^{167}_{71}\text{Lu}$	54m	7/2			72Ek01			
$^{169}_{71}\text{Lu}$	1.5d	7/2			68Ek01			
$^{170}_{71}\text{Lu}$	2.0d	0*			68Ek01	$^2D_{3/2}$		$a < 0.020$ , if $I \neq 0$
$^{171}_{71}\text{Lu}$	8.3d	7/2			68Ek01			
$^{175}_{71}\text{Lu}$			$+2.17$ 19	$+5.68^6$	62Ri04	$^2D_{3/2}:5,4$ 4,3 3,2 $^2D_{5/2}:6,5$ 5,4 4,3 3,2 2,1	2051.2305 40 345.4974 24 -496.5777 8 1837.579 10 800.3467 43 161.8248 56 -157.7283 51 -238.0556 40	$a=194.3316$ 4 $b=1511.4015$ 30 $g=3.50 \times 10^{-4}$ 10 $a=146.7790$ 8 $b=1860.6480$ 80 $g=3.13 \times 10^{-4}$ 24
$^{175}_{71}\text{Lu}$					71Fi03	$^2D_{3/2}:5,4$	2051.220129 90	$a=194.33292$ 30
					73Fi08	4,3 3,2	345.49662 30 496.57800 10	$b=1511.39627$ 32 $c=-70$ 19Hz
						$^2D_{5/2}:6,5$ 5,4 4,3 2,1	1837.57010 40 800.34261 33 161.81548 50 238.05836 10	$a=146.77647$ 14 $b=1860.65613$ 84 $c=913$ 162Hz $d=-16$ 24Hz
$^{176}_{71}\text{Lu}$	20Gy	7	$\pm 3.184^{\dagger}$ 15	$\pm 8.0^7$	62Sp03	$^2D_{3/2}:^{17}J_2, ^{15}J_2$ $^{15}J_2, ^{13}J_2$ $^{13}J_2, ^{11}J_2$	2486 10 775 5 -404 9	$a=138.80$ 46 $b=2151$ 10
							$\dagger$ Using $\mu_{unc}^{175}=2.211$ 10, 62Re02	
$^{176m}_{71}\text{Lu}$	3.7h	1	$+0.318^a$ 3	$-2.39^4$	65Wh03	$^2D_{3/2}$ $^2D_{5/2}$		$a=+97.19644$ 30 $b=-635.19314$ 70 $a=+73.17285$ 30 $b=-781.97469$ 70
$^{177}_{71}\text{Lu}$	6.8d	7/2	$+2.235^a$ 10	$+5.51^6$	62Pe07	$^2D_{3/2}:5,4$ 4,3 3,2 $^2D_{5/2}:6,5$ 5,4 4,3 3,2 2,1	2021.850 130 360.300 85 -463.130 105 1811.784 95 800.348 50 175.896 50 -138.968 55 -221.640 45	$a=194.84$ 2 $b=1466.71$ 12 $a=147.17$ 1 $b=1805.93$ 14
$^{177}_{72}\text{Hf}$			$+0.7902^h$ 7	$+4.5^* 5$	73Bu25	$^3F_2:^{11}J_2, ^9J_2$ $^9J_2, ^7J_2$ $^7J_2, ^5J_2$ $^5J_2, ^3J_2$	991.79202 24 477.00847 21 162.88685 15 4.86356 32	$a=113.43314$ 7 $b=624.3293$ 13 $c=270$ 180Hz $d=45$ 40Hz $g=-1.2194 \times 10^{-4}$ 9



Table F: Nuclear Moments by Atomic and Molecular Beams — Continued

Nucleus	$T_{1/2}$	$I$	$\mu$	$Q$	Refer.	Atomic State: ( $F, F'$ )	$\Delta\nu(F, F')$ or Molecule Used	Interaction Constants or Moment Ratios
$^{179}_{72}\text{Hf}$			$-0.6382^b 13$	$+5.1^* 5$	73Bu25	$^3F_2: ^{13}_{/2}, ^{11}_{/2}$ $^{11}_{/2}, ^9_{/2}$ $^9_{/2}, ^7_{/2}$ $^7_{/2}, ^5_{/2}$	82.13214 60 392.84775 37 541.91044 7 558.67174 24	$a=-71.42891 9$ $b=705.5181 24$ $c=-430 200\text{Hz}$ $d=70 60\text{Hz}$ $g_f=0.7660 \times 10^{-4} 15$
$^{181}_{73}\text{Ta}$					71Bu10	$^4F_{3/2}: 5, 4$ 4, 3 $^4F_{5/2}: 6, 5$ 5, 4 4, 3 $^4F_{7/2}: 4, 3$	1822.389 6 2325.537 2 1451.476 7 1537.530 8 1444.685 2 1218.372 2	$a=509.0801 8$ $b=-1012.251 8$ $a=313.4681 8$ $b=834.820 12$
$^{183}_{73}\text{Ta}$	5.0d	7/2			63Do13			
$^{185}_{74}\text{W}$	74d	3/2			63Do13			
$^{187}_{74}\text{W}$	24h	3/2			63Do13			
$^{186}_{75}\text{Re}$	90h	1			63Do13			
$^{186}_{75}\text{Re}$	90h		$+1.730^b 3$		65Ar01	$^6S_{5/2}$		$a=-78.3060 10$ $b=+8.3595 16$ $g=+9.34 \times 10^{-4} 2$
$^{186}_{75}\text{Re}$	90h		positive		65Sc13	$^6S_{5/2}: ^7_{/2}, ^5_{/2}$ $^5_{/2}, ^3_{/2}$	265.292 14 208.305 14	$a=78.3058 24$ $b=8.3601 50, b/a < 0$
$^{186}_{75}\text{Re}$	90h			$\sim 0.4^c$	66Ku07 (65Ar01)			
$^{188}_{75}\text{Re}$	17h	1			63Do13			
$^{188}_{75}\text{Re}$	17h		$+1.780^b 5$		65Ar01	$^6S_{5/2}$		$a=80.4326 8$ $b=7.7463 11, b/a < 0$ $g=+9.61 \times 10^{-4} 3$
$^{188}_{75}\text{Re}$	17h		positive		65Sc13	$^6S_{5/2}: ^7_{/2}, ^5_{/2}$ $^5_{/2}, ^3_{/2}$	273.379 13 212.698 17	$a=80.4320 32$ $b=7.7455 60, b/a < 0$
$^{188}_{75}\text{Re}$	17h			$\sim 0.4^c$	66Ku07 (65Ar01)			
$^{191}_{77}\text{Ir}$				$\pm 0.78 20$	73Bu15	$^4F_{9/2}: 6, 5$ 5, 4 4, 3	659.26496 12 189.44002 9 84.05040 80	$a=57.52148 4$ $b=471.20425 57$ $c=-20 30\text{Hz}$
$^{192}_{77}\text{Ir}$	74d	4			63Do13			
$^{193}_{77}\text{Ir}$				$\pm 0.70 18$	73Bu15	$^4F_{9/2}: 6, 5$ 5, 4 4, 3	660.09043 12 224.47848 13 33.53453 89	$a=62.65556 5$ $b=426.23546 64$ $c=20 30\text{Hz}$
$^{194}_{77}\text{Ir}$	19h	1			63Do13			
$^{195}_{78}\text{Pt}$					67Ch26	$^3D_3$ $^3D_2$		$a=5717 21$ $a=2608 3$
$^{195}_{78}\text{Pt}$					71Gr61	$^3F_4: ^9_{/2}, ^7_{/2}$	3820.564 7	$a=849.014 2$
$^{197}_{78}\text{Pt}$	20h	1/2	$\pm 0.50^* 2$		68Ch18			
$^{190}_{79}\text{Au}$	40m	1	$\pm 0.063$		64Li06	$^2S_{1/2}: ^3_{/2}, ^1_{/2}$	3004 7	
$^{190}_{79}\text{Au}$	40m	1	$\pm 0.065^* 9$		66Ch05	$^2S_{1/2}: ^3_{/2}, ^1_{/2}$	3105 425	
$^{191}_{79}\text{Au}$	3.0h	3/2			60Ew06			
$^{191}_{79}\text{Au}$	3.0h		$\pm 0.137^* 7$		64Ew02	$^2S_{1/2}: 2, 1$	5770 6	
$^{192}_{79}\text{Au}$	4.1h	1	$\pm 0.0079^* 1$		60Ew06 (59E88)	$^2S_{1/2}: ^3_{/2}, ^1_{/2}$	372.1 1	
$^{193}_{79}\text{Au}$	18h	3/2			60Ew06			
$^{193}_{79}\text{Au}$	18h		$\pm 0.139^* 7$		64Ew02	$^2S_{1/2}: 2, 1$	5882 10	

Table F: Nuclear Moments by Atomic and Molecular Beams – Continued

Nucleus	$T_{1/2}$	$I$	$\mu$	$Q$	Refer.	Atomic State: ( $F, F'$ )	$\Delta\nu(F, F')$ or Molecule Used	Interaction Constants or Moment Ratios
<sup>194</sup> <sub>79</sub> Au	39h		$\pm 0.076^* 3$		57H69	<sup>2</sup> S <sub>1/2</sub> : <sup>3</sup> / <sub>2</sub> , <sup>1</sup> / <sub>2</sub>	3600 120	
<sup>194</sup> <sub>79</sub> Au	39h	1			60Ew06			
<sup>194</sup> <sub>79</sub> Au	39h		$\pm 0.074^* 4$		65Ch08	<sup>2</sup> S <sub>1/2</sub> : <sup>3</sup> / <sub>2</sub> , <sup>1</sup> / <sub>2</sub>	3489.865 32	
<sup>195</sup> <sub>79</sub> Au	192d	3/2			60Ew06			
<sup>195</sup> <sub>79</sub> Au	192d		$\pm 0.147^* 7$		65Ch08	<sup>2</sup> S <sub>1/2</sub> :2, 1	6220 38	
<sup>196</sup> <sub>79</sub> Au	6.2d	2			60Ew06			
<sup>196</sup> <sub>79</sub> Au	6.2d		$+0.5879^k 14$		70Sc07	<sup>2</sup> S <sub>1/2</sub> : <sup>5</sup> / <sub>2</sub> , <sup>3</sup> / <sub>2</sub>	21347.2522 15	
<sup>196m</sup> <sub>79</sub> Au	9.7h	12			62Ch13	<sup>2</sup> S <sub>1/2</sub>		
<sup>197</sup> <sub>79</sub> Au			$\pm 0.13 1$		53W33	<sup>2</sup> S <sub>1/2</sub> :2, 1	6107.1 10	
<sup>197</sup> <sub>79</sub> Au				$+0.585$	66Ch03	<sup>2</sup> D <sub>5/2</sub> :4, 3	518.880 17	$a=80.236 3$
						3, 2	713.101 8	$b=1049.781 11, b/a < 0$
						2, 1	1000.304 10	$c=0.0004 4, c/a > 0$
				$+0.598^\circ$		<sup>2</sup> D <sub>3/2</sub>		
				$+0.592^\ddagger 12$			$\ddagger$ Average value	
<sup>197</sup> <sub>79</sub> Au			$\Omega=+0.0098 7$	$+0.604$	67Bl16	<sup>2</sup> D <sub>3/2</sub> :3, 2	311.5473 2	$a=199.8425 2$
			to $+0.014 1$			2, 1	1310.7555 12	$b=-911.0766 5$
						1, 0	1110.9315 5	$c=0.000212 14$
			$\Omega=+0.15$			<sup>4</sup> F <sub>9/2</sub> :6, 5	2233.7160 14	$a=432.276 1$
						5, 4	2273.8874 6	$b=-540.026 1$
						4, 3	2089.1430 4	$c=0.00326 10$
			$\Omega=+0.06 6$	$(+0.585)$	(66Ch03)	<sup>2</sup> D <sub>5/2</sub>		
				$+0.594^\ddagger$			$\ddagger$ Average value	
<sup>197</sup> <sub>79</sub> Au			$+0.144865^b 70$		67Da04	<sup>2</sup> S <sub>1/2</sub> :2, 1	6099.320184 13	
<sup>198</sup> <sub>79</sub> Au	2.7d	2	$+0.552^* 4$ if $\mu > 0$		56C08	<sup>2</sup> S <sub>1/2</sub> : <sup>5</sup> / <sub>2</sub> , <sup>3</sup> / <sub>2</sub>	21800 150 if $\mu > 0$	
			$-0.570^* 4$ if $\mu < 0$				22500 150 if $\mu < 0$	
<sup>198</sup> <sub>79</sub> Au	2.7d		$+0.5898^d 5$		67Va16	<sup>2</sup> S <sub>1/2</sub> : <sup>5</sup> / <sub>2</sub> , <sup>3</sup> / <sub>2</sub>	21450.7167 4	$g=1.5908 \times 10^{-4} 6$
<sup>199</sup> <sub>79</sub> Au	3.2d	3/2	$\pm 0.264^* 5$		56C08	<sup>2</sup> S <sub>1/2</sub> :2, 1	11110 130 if $\mu > 0$	
							11180 130 if $\mu < 0$	
<sup>199</sup> <sub>79</sub> Au	3.2d		$+0.2699^d 7$		67Va16	<sup>2</sup> S <sub>1/2</sub> :2, 1	10962.7227 3	$g=0.9706 \times 10^{-4} 12$
<sup>199</sup> <sub>80</sub> Hg					60Mc11	<sup>3</sup> P <sub>2</sub> : <sup>5</sup> / <sub>2</sub> , <sup>3</sup> / <sub>2</sub>	22666.559 5	$a=9066.449 3$
<sup>201</sup> <sub>80</sub> Hg			$\Omega=-0.13 1$	$+0.50 4$	60Mc11	<sup>3</sup> P <sub>2</sub> : <sup>7</sup> / <sub>2</sub> , <sup>5</sup> / <sub>2</sub>	11382.6288 8	$a=-3352.0292 8$
						<sup>5</sup> / <sub>2</sub> , <sup>3</sup> / <sub>2</sub>	8629.5218 5	$b=399.150 2$
						<sup>3</sup> / <sub>2</sub> , <sup>1</sup> / <sub>2</sub>	5377.4918 20	$c=-0.00184 9$
<sup>201</sup> <sub>80</sub> Hg				$+0.36^\circ$	62Ko22			
					(60Mc11)			
<sup>201</sup> <sub>80</sub> Hg				$+0.39^\circ$	65Mu15	<sup>3</sup> P <sub>2</sub>		
					(60Mc11)			
<sup>193</sup> <sub>81</sub> Tl	23m	1/2			73Ek03			
<sup>194</sup> <sub>81</sub> Tl	33m	2	$\pm 0.135 3$		73Ek03	<sup>2</sup> P <sub>1/2</sub>		$a=443 9$
<sup>195</sup> <sub>81</sub> Tl	1.2h	1/2			62Ax02			
<sup>195m</sup> <sub>81</sub> Tl	1.2h		$+1.66 13$		73Ek03			$g=+1.79 \times 10^{-3} 14$
<sup>196</sup> <sub>81</sub> Tl	1.8h	2	$\pm 0.0699 2$		73Ek03	<sup>2</sup> P <sub>1/2</sub>		$a=228.8 6$
<sup>197</sup> <sub>81</sub> Tl	2.8h	1/2			57B132			
<sup>197</sup> <sub>81</sub> Tl	2.7h		$+1.66 13$		73Ek03			$g=+1.79 \times 10^{-3} 14$
<sup>198</sup> <sub>81</sub> Tl	5.3h	2	$\pm < 2 \times 10^{-3}$		58L45			
<sup>198</sup> <sub>81</sub> Tl	5.3h		$\pm 0.0012063 9$		73Ek03	<sup>2</sup> P <sub>1/2</sub>		$a=3.9499 6$
<sup>198m</sup> <sub>81</sub> Tl	1.8h	7			57B132			
<sup>198m</sup> <sub>81</sub> Tl	1.8h		$\pm 0.640 74$		74EkZX	<sup>2</sup> P <sub>1/2</sub>		$a=599 69$
<sup>199</sup> <sub>81</sub> Tl	7.4h	1/2			57B132			
<sup>199</sup> <sub>81</sub> Tl	7.4h		$+1.65 10$		73Ek03			$g=+1.78 \times 10^{-3} 11$
<sup>200</sup> <sub>81</sub> Tl	26.1h	2			58M21			
<sup>200</sup> <sub>81</sub> Tl	26.1h		$\pm 0.035675 28$		73Ek03	<sup>2</sup> P <sub>1/2</sub>		$a=116.814 8$

Table F: Nuclear Moments by Atomic and Molecular Beams — Continued

Nucleus	$T_{1/2}$	$I$	$\mu$	$Q$	Refer.	Atomic State: ( $F, F'$ )	$\Delta\nu(F, F')$ or Molecule Used	Interaction Constants or Moment Ratios
$^{201}_{81}\text{Tl}$	73.5h	1/2			58L45			
$^{201}_{81}\text{Tl}$	73.5h	1/2			58M21			
$^{201}_{81}\text{Tl}$	73.5h		+1.71 11		73Ek03			$g=+1.84 \times 10^{-3}$ 12
$^{202}_{81}\text{Tl}$	12.2d	2			58M35			
$^{202}_{81}\text{Tl}$	12.2d		$\pm 0.565$		73Ek03	$^2P_{1/2}$		$a=185.1$ 7
$^{203}_{81}\text{Tl}$					56L53	$^2P_{1/2}; 1, 0$	21105.447 5	
$^{203}_{81}\text{Tl}$			+1.6109 <sup>hp</sup> 14		68Fo10	$^2P_{3/2}; 2, 1$	524.05994 10	$g=17.375 \times 10^{-4}$ 14
$^{203}_{81}\text{Tl}$					68Pa07	$^2P_{1/2}; 1, 0$	21105.4497638 5	
$^{203}_{81}\text{Tl}$					68Pe18	$6^2P_{3/2}; 2, 1$	524.059953 3	
$^{204}_{81}\text{Tl}$	3.9y	2	$\pm 0.062^* 6$		56B124			$a=200$ 20
$^{204}_{81}\text{Tl}$	3.9y	2	$\pm 0.0894^* 20$		57B132	$^2P_{1/2}; ^5/2, ^3/2$	732 5	
$^{204}_{81}\text{Tl}$	3.9y		$\pm 0.0893^* 1$		58W44	$^2P_{1/2}; ^5/2, ^3/2$	730.837 5	
$^{205}_{81}\text{Tl}$					56L53	$^2P_{1/2}; 1, 0$	21310.835 5	
$^{205}_{81}\text{Tl}$			$\pm 1.6265 9$		64Bo37		TIF	
$^{205}_{81}\text{Tl}$					67La23	$^2P_{1/2}; 1, 0$	21310.8339466 2	
$^{205}_{81}\text{Tl}$			+1.6271 <sup>hp</sup> 15		68Fo10	$^2P_{3/2}; 2, 1$	530.07655 10	$g=17.549 \times 10^{-4}$ 14
$^{205}_{81}\text{Tl}$					68Pe18	$6^2P_{3/2}; 2, 1$	530.076546 3	
$^{206}_{81}\text{Tl}$	4.2m	0*	$< 10^{-5}$ , if $I=1$		69Cu09	$J=^1/2$		$a < 163$ kHz
$^{207}_{82}\text{Pb}$					70Lu09	$^1D_{2:} ^5/2, ^3/2$	1524.545 20	$a=609.820$ 8
$^{199}_{83}\text{Bi}$	25m	9/2			59A198			
$^{200}_{83}\text{Bi}$	35m	7			59A198			
$^{201}_{83}\text{Bi}$	1.8h	9/2			59A198			
$^{201m}_{83}\text{Bi}$	62m	$I > 21/2$ or $\mu < 0.1\ddagger$			59A198			$\ddagger$ If this activity were produced with about the same probability as the ground state, a resonance should have been observed unless $I$ were very large or $\mu$ very small
$^{202}_{83}\text{Bi}$	1.6h	5			59A198			
$^{203}_{83}\text{Bi}$	12h	9/2	+4.59* 5	-0.64 5	59L50	$J=^3/2; 6, 5$ 5, 4	3386 30 2396 15	$a=-502.4$ 30 $b=-558$ 25
$^{204}_{83}\text{Bi}$	12h	6	+4.25* 5	-0.41 5	59L50	$J=^3/2; ^{15}/2, ^{13}/2$ $^{13}/2, ^{11}/2$	2841 25 2216 15	$a=-349.0$ 20 $b=-358$ 20
$^{205}_{83}\text{Bi}$	15d	9/2	$\approx +5.5^* \ddagger$		59L50	$J=^3/2; 6, 5$	$\approx 4000$	$a \approx -600$ $\ddagger$ Value very uncertain due to large configuration interaction corrections which are not included
$^{206}_{83}\text{Bi}$	6.3d	6			57M24			
$^{206}_{83}\text{Bi}$	6.3d	6	+4.56* 5	-0.19 5	59L50	$J=^3/2; ^{15}/2, ^{13}/2$ $^{13}/2, ^{11}/2$	2914 25 2411 20	$a=-374.7$ 30 $b=-166$ 30
$^{209}_{83}\text{Bi}$	>2Ay			-0.34	60Ti01	$J=^3/2; 6, 5$ 5, 4	2884.7 2 2171.5 1	$a=-446.97$ 4 $b=-304.25$ 83
$^{209}_{83}\text{Bi}$	>2Ay			-0.29 <sup>c</sup>	62Ko22			
$^{209}_{83}\text{Bi}$	>2Ay			-0.35	68Lu08	$^2P_{3/2}; 6, 5$ 5, 4 4, 3	3598.647 6 2251.038 10 1311.930 10	
$^{209}_{83}\text{Bi}$	>2Ay		$\Omega = +0.43$		70Hu05	$^4S_{3/2}; 6, 5$ 5, 4 4, 3	2884.666 2 2171.419 2 1584.502 2	$a=-446.937$ 1 $b=-305.067$ 2 $c=0.0183$ 1
$^{209}_{83}\text{Bi}$	>2Ay		+4.25 14 $\Omega = +0.55\ddagger 3$	-0.383 40	70La07	$^2P_{3/2}$		$a=491.028$ 1 $b=978.639$ 9 $c=0.0193$ 5
$^{209}_{83}\text{Bi}$	>2Ay			-0.46 <sup>c</sup>	72Ro37	$^4S_{3/2}, ^2D_{3/2}, ^2P_{3/2}$ $^4S_{3/2}, ^2P_{3/2}$		$\ddagger$ Used $\mu=4.08$

Table F: Nuclear Moments by Atomic and Molecular Beams - Continued

Nucleus	$T_{1/2}$	$I$	$\mu$	$Q$	Refer.	Atomic State: ( $F, F'$ )	$\Delta\nu(F, F')$ or Molecule Used	Interaction Constants or Moment Ratios
$^{210}_{83}\text{Bi}$	5d	1			54S96			
$^{210}_{83}\text{Bi}$	5d		$\pm 0.0442^* I$	$\pm 0.13 I$	62Al02	$J = \begin{matrix} 3/2, 5/2, 3/2 \\ 3/2, 1/2 \end{matrix}$	194.93 9 220.19 8	$a = 21.78 3$ $b = 112.38 3$
$^{210}_{83}\text{Bi}$	5d		$\mu/Q$ negative negative‡	positive‡	64Po04		‡From fitting experimental values of $\mu$ and $Q$ and $\beta$ -decay data to deduce reasonable $\Psi$ 's	
$^{201}_{84}\text{Po}$	18m	3/2			61Ax02			$a < 0.02$ , if $I=1$
$^{202}_{84}\text{Po}$	51m	0*			61Ax02			
$^{203}_{84}\text{Po}$	42m	5/2			61Ax02			$a < 0.02$ , if $I=1$
$^{204}_{85}\text{Po}$	3.5h	0*			61Ax02			
$^{205}_{84}\text{Po}$	1.8h	5/2			61Ax02			$a = 134.14 2$ $b = 232.3 2$
$^{205}_{84}\text{Po}$	1.8h		$\approx \pm 0.26^* \ddagger$	+0.17	68Jo19			‡Value very uncertain due to large configuration interaction correc- tions which are not included
$^{206}_{84}\text{Po}$	8.8d	0*			61Ax02			$a < 0.02$ , if $I=1$
$^{207}_{84}\text{Po}$	6.0h	5/2			61Ax02			
$^{207}_{84}\text{Po}$	6.0h		$\approx +0.27^* \ddagger$ $\Omega = +0.11 I$	+0.28	61Ol01	$J = \begin{matrix} 2: 9/2, 7/2 \\ 7/2, 5/2 \\ 5/2, 3/2 \end{matrix}$	884.785 13 421.950 8 158.567 12	$a = 139.551 2$ $b = 380.548 16$ $c = -0.0120 10$ ‡Value very uncertain due to large configuration interaction correc- tions which are not included
$^{210}_{84}\text{Po}$	138d	0*			61Al20			
$^{211}_{85}\text{At}$	7.2h	9/2			58G16			
$^{233}_{91}\text{Pa}$	27d	3/2			58H115			
$^{233}_{91}\text{Pa}$	27d	3/2	+3.4 8	-3.0	61Ma42			$g = 12.5 \times 10^{-4} 30$ $a = +595 30$ $b = -2400 300$
$^{238}_{93}\text{Np}$	2.1d	2			58A92			
$^{239}_{93}\text{Np}$	2.3d	5/2			58H111			
$^{239}_{94}\text{Pu}$	24ky	1/2	$\pm 0.02$		58H70	${}^7F_1: 3/2, 1/2$	7.683 60	$a = 5.14$
$^{239}_{94}\text{Pu}$	24ky		+0.200 <sup>b</sup> 4		65Fa02			
$^{241}_{95}\text{Am}$	460y	5/2			60Ma30	${}^8S_{7/2}$		$a = 17.144 8$ $b = 123.82 10$ $b/a < 0$
$^{241}_{95}\text{Am}$	460y		+1.59 <sup>b</sup> 3		66Ar04	${}^8S_{7/2}$		$a = 17.1437 28$ $b = 123.848 32$ , $b/a < 0$ $g = 3.42 \times 10^{-4} 6$
$^{242}_{95}\text{Am}$	16h	1	$\pm 0.33$	$\pm 2.76$	61Ma27			$a = 10.124 10$ $b = 69.639 40$
$^{242}_{95}\text{Am}$	16h		$\mu/Q$ negative +0.3826 <sup>b</sup> 15		66Ar04	${}^8S_{7/2}$		$a = 10.1282 14$ $b = 69.6339 13$ $g = 2.059 \times 10^{-4} 8$
$^{242}_{96}\text{Cm}$	160d	0*	$< 2 \times 10^{-4}$ , if $I=1$		59H115			
$^{253}_{99}\text{Es}$	20.5d		$\pm 4.06^{\text{th}}$ 20	$\pm 6.1$	72Go42			$a = 816.57 60$ $b = -4335 16$

**Table F: Nuclear Moments by Atomic and Molecular Beams — Continued**

- \* Polarization or Sternheimer correction included
- ♦ No hyperfine structure observed
- <sup>a</sup> Calculated from the  $\Delta\nu$ - or  $a$ -ratio for two isotopes
- <sup>b</sup> Non-resonance or zero-moment experiment
- <sup>c</sup> Recalculation of earlier data
- <sup>d</sup> Determined from  $\Delta m = \pm 1$  doublet separation
- <sup>E</sup> Electric resonance experiment
- <sup>f</sup> Inferred from intensity or polarization distribution across the beam
- <sup>g</sup> Calculated from the  $b$ -ratio for two isotopes
- <sup>h</sup> Direct measurement by triple resonance
- <sup>i</sup> No diamagnetic correction added.    Unsure if authors already corrected for it.
- <sup>j</sup> Not corrected for mixing of other states or higher order perturbation effects
- <sup>k</sup> Direct measurement
- <sup>l</sup> MASER experiment
- <sup>m</sup> Metastable or excited state
- <sup>p</sup> Preliminary value from meeting abstract, thesis, private communication, etc.

**Table G: Nuclear Moments  
by Optical Spectroscopy**

### Introduction

A nuclear angular momentum, designated by  $I$ , and an associated magnetic moment,  $\mu_I$ , were first postulated by Pauli [24Pa01] and by Goudsmit and Back [27Go01] to explain an observed hyperfine structure (hfs) in spectral lines of the order of magnitude of  $\text{cm}^{-1}$  or roughly  $1/2000$  of the fine structure which is due to different orientations of the electron's spin with respect to its orbital angular momentum.

This hyperfine structure is attributed to the splitting of the energy levels of the atom as a result of the interaction between the nuclear magnetic moment and the magnetic field due to the electrons. Deviations from the expected magnitude of this splitting can be ascribed to the interaction of the nuclear electric quadrupole moment with the electric field.

The individual electronic states are split by the magnetic interaction into  $2I + 1$  or  $2J + 1$  substates depending upon whether  $I$  is less than or greater than  $J$ , the electronic spin. An observed spectral

line, arising from a transition between two such electronic states, will have a multiplicity greater than  $2I + 1$  or  $2J + 1$  unless  $J$  is zero for one of the states. Two typical transitions are illustrated in figure 1. If  $J$  is known for each of the states involved in the transition,  $I$  can be determined by the multiplicity and the relative spacings of the components. The statistical weights of the hyperfine substates are also functions of  $I$  so that the relative intensities of the hfs components may also indicate the nuclear spin.

A few nuclei have also been studied by molecular band spectroscopy. This technique has been used to make unequivocal assignments of zero spin by the observation of the absence of alternating intensities in the band spectra of diatomic homonuclear molecules. The method of atomic spectroscopy cannot establish a zero spin since only an upper limit can be placed on the hfs splitting by a study of the spectral lines.

Values of the nuclear magnetic dipole and electric quadrupole moments are calculated from the hyperfine interaction constants which are in turn computed from the wavelengths of the observed lines. Since the values of  $\mu$  determined in this way

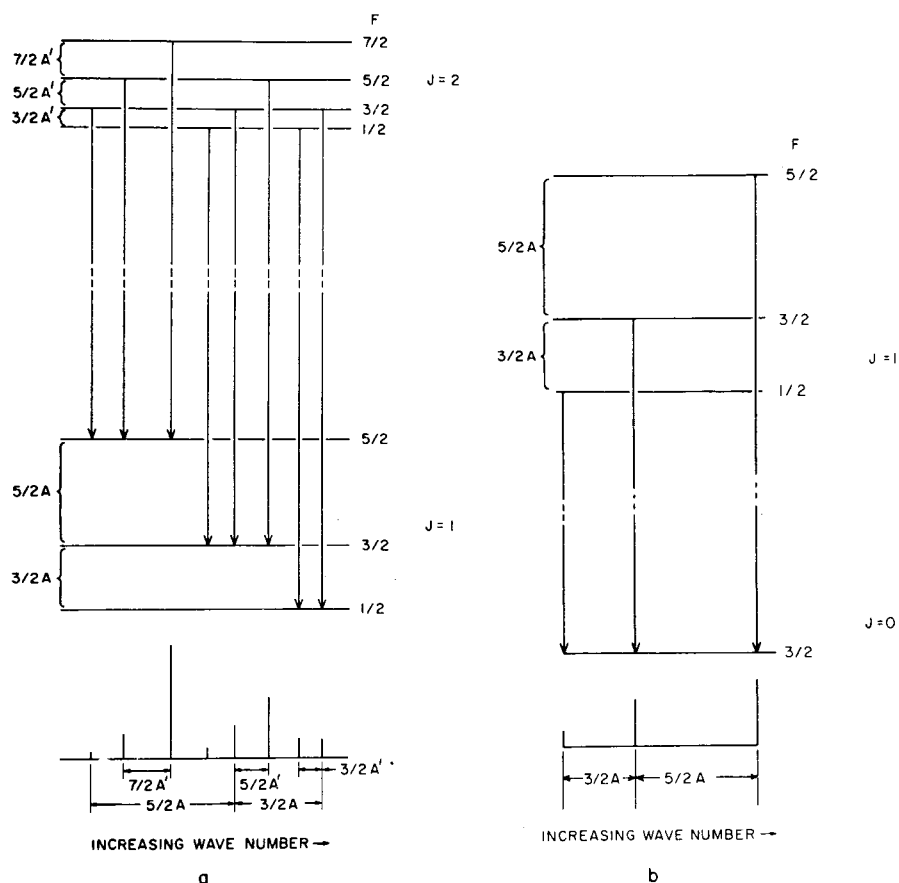


FIGURE 1. Schematic level diagram showing transitions between an upper and lower state in an atom where the nucleus has  $I = 3/2$  and  $Q = 0$  (a) for  $J_{\text{upper}} = 2$  and  $J_{\text{lower}} = 1$ , (b) for  $J_{\text{upper}} = 1$ , and  $J_{\text{lower}} = 0$ . The lower part of each diagram graphically depicts the relative wave numbers and intensities of the corresponding multiplets. The magnetic dipole interaction constants for the  $J = 1$  and  $J = 2$  states are denoted by  $A$  and  $A'$ , respectively.

are accurate only to a few percent, this table does not list all values measured by the optical method but only those not measured by more accurate techniques and those for which the sign of the moment was determined.

The calculation of the quadrupole moment  $Q$  from the interaction constant depends upon the determination of the electric field gradient at the nucleus. In some of the earlier calculations the wavefunctions used were very crude. No attempt has been made by the compilers to reevaluate the  $Q$ 's with newer wavefunctions. In addition, the nuclear quadrupole moment causes a polarization of the atomic core electrons (Sternheimer effect). The correction for this effect can be of the order of tens of percent.

There have been a few errors or ambiguities in assignment of spin by optical spectroscopy. These can be caused by such factors as

- (1) Errors in assignment of  $J$  to the states involved.
- (2) Isotopic impurities which may produce lines masking those under study.
- (3) Distortion of intensity ratios resulting from self-absorption, diffuse radiation background, or in the case of photographic recording, a nonlinearity of density response of the photographic material.

The precision with which hyperfine interactions can be determined by optical spectroscopy is limited by

- (1) Lifetimes of the excited energy levels, which are of the order of  $10^{-8}$  seconds and produce a line broadening of about  $3 \times 10^{-3} \text{ cm}^{-1}$ .
- (2) Doppler effect due to atomic motion. This can be reduced by cooling the source or using an atomic beam in which the motion of the atoms is perpendicular to the optical path.
- (3) The finite resolving power of the optical equipment. This involves both the inherent limitations of the system and the imperfections of preparation of optical surfaces.

A general review of the optical method can be found in F.M. Kelly, *Determination of Nuclear Spins and Magnetic Moments by Atomic Spectroscopy* [58Ke25]. Details of the techniques and apparatus are discussed in S. Tolansky, *High Resolution Spectroscopy* [47To19].

A few measurements of nuclear moments from the analysis of meson-atomic X-rays have also been included in this table. These values have been marked by a <sup>1</sup>.

The last systematic literature search for information included in the table was in early 1971.

### Explanation of Table G

Nucleus	Chemical symbol with $Z$ - and $A$ -number States, other than ground states, are designated by "m" following the $A$ -number.
$T_{1/2}$	Half-life of radioactive nucleus
$I$	Nuclear spin, in units of $h/2\pi$
$\mu$ or $\mu^1/\mu^2$	Nuclear magnetic dipole moment, in nuclear magnetons, given with diamagnetic correction, or magnetic moment ratio. See Policies, Diamagnetic corrections, for factors used A 5% uncertainty in the diamagnetic correction is assumed.
$Q$ or $Q^1/Q^2$	Nuclear electric quadrupole moment, in barns, as given by the experimenter, or quadrupole moment ratio. Values marked by an asterisk, *, indicate that the experimenter has made some polarization or Sternheimer corrections in computing the moment.
Refer.	Reference key

Table G: Nuclear Moments by Optical Spectroscopy

Nucleus	$T_{1/2}$	$I$	$\mu$ or $\mu^1/\mu^2$	$Q$ or $Q^1/Q^2$	Refer.
$^1_1\text{H}$		$1/2^b$			29M01
$^1_1\text{H}$		$1/2^b$			30C01
$^1_1\text{H}$		$1/2^b$			30H02
$^2_1\text{H}$		$1^b$			33L02
$^2_1\text{H}$		$1^b$			34M03
$^3_1\text{H}$	12y	$1/2^b$			49D31
$^3_2\text{He}$		$1/2^b$			49D24
$^3_2\text{He}$			negative		50F51
$^4_2\text{He}$		$0^b$			29M01
$^7_3\text{Li}$		$3/2^b$			30H01
$^7_3\text{Li}$		$3/2$			32G03
$^{12}_6\text{C}$		$0^b$			29M01
$^{13}_6\text{C}$		$1/2^{bE}$			48J21
$^{14}_6\text{C}$	5.6ky	$0^{bE}$			48J21
$^{14}_7\text{N}$		$1^b$			28O01
$^{15}_7\text{N}$		$1/2^{bE}$			39K11
$^{15}_7\text{N}$		$1/2^b$			40W10
$^{16}_8\text{O}$		$0^b$			29M01
$^{19}_9\text{F}$		$1/2^b$			29G01
$^{19}_9\text{F}$		$1/2$			33C04
$^{20}_{10}\text{Ne}$		$0^+$			27H01
$^{21}_{10}\text{Ne}$		$\geq 3/2^E$	negative <sup>E</sup>		49K21
$^{21}_{10}\text{Ne}$				$\pm 0.0926^a 16$	71Du05
$^{22}_{10}\text{Ne}$		$0^+$			27H01
$^{23}_{11}\text{Na}$		$3/2$			33G03
$^{23}_{11}\text{Na}$		$3/2^b$			33J04
$^{23}_{11}\text{Na}$		$3/2$	$\pm 1.99^a$		34E02
$^{23}_{11}\text{Na}$			+2.14		34S05
$^{23}_{11}\text{Na}$			$\pm 2.218 13$		67Dr09
$^{24}_{12}\text{Mg}$		$0^+$			31M02
$^{25}_{12}\text{Mg}$		$5/2$	-0.96 7		49C18
$^{26}_{12}\text{Mg}$		$0^+$			31M02
$^{27}_{13}\text{Al}$		$5/2$	+3.7		38H06
$^{31}_{15}\text{P}$		$1/2^b$			33A01
$^{31}_{15}\text{P}$		$1/2$	+1.15 5		49C31
$^{32}_{16}\text{S}$		$0^b$			31N01
$^{32}_{16}\text{S}$		$0^b$			36O01
$^{36}_{18}\text{Ar}$		$0^+$			37K03
$^{36}_{18}\text{Ar}$		$0^+E$			53M73
$^{37}_{18}\text{Ar}$	34d	$3/2$	+0.95 20		65Ro13
$^{38}_{18}\text{Ar}$		$0^+E$			53M73
$^{39}_{18}\text{Ar}$	265y	$7/2$	-1.3 3		67Tr12
$^{40}_{18}\text{Ar}$		$0^+$			37K03
$^{40}_{18}\text{Ar}$		$0^+E$			53M73
$^{39}_{19}\text{K}$		$3/2$	positive		37J02



Table G: Nuclear Moments by Optical Spectroscopy – Continued

Nucleus	$T_{1/2}$	$I$	$\mu$ or $\mu'/\mu^2$	$Q$ or $Q'/Q^2$	Refer.
$^{40}_{20}\text{Ca}$		0 <sup>+</sup>			31F01
$^{43}_{20}\text{Ca}$		7/2	-1.2		54K14
$^{45}_{21}\text{Sc}$		7/2			34K01
$^{45}_{21}\text{Sc}$		7/2			34S01
$^{45}_{21}\text{Sc}$			+4.8		37K02
$^{51}_{23}\text{V}$		7/2			36K04
$^{51}_{23}\text{V}$				+0.28 15	56M36
$^{51}_{23}\text{V}$				+0.26 <sup>c</sup>	62K022
$^{55}_{25}\text{Mn}$		5/2			30W01
$^{55}_{25}\text{Mn}$			+3.0		39F03
$^{55}_{25}\text{Mn}$				+0.4* 2	55M56
$^{55}_{25}\text{Mn}$				+0.3 1	58R54
$^{55}_{25}\text{Mn}$				+0.35 5	62Wa30
$^{59}_{27}\text{Co}$		7/2			35K05
$^{59}_{27}\text{Co}$		7/2	+2.7		35M07
$^{59}_{27}\text{Co}$				+0.5 2	53M65
$^{59}_{27}\text{Co}$				$\pm 0.49$ 3	69Mu11
$^{59}_{27}\text{Co}$				$\pm 0.42^*$ 3	
$^{61}_{28}\text{Ni}$			$\pm \leq 0.25^E$		50K55
$^{63}_{29}\text{Cu}$		3/2			32R02
$^{63}_{29}\text{Cu}$		3/2	+2.5	-0.1 1	36S07
$^{63}_{29}\text{Cu}$				-0.13 6	53K39
$^{63}_{29}\text{Cu}$				-0.28 7	56K64
$^{63}_{29}\text{Cu}$				-0.20 <sup>E</sup> 4	61Fi01
$^{63}_{29}\text{Cu}$				-0.181 <sup>c</sup>	62K022
$^{63}_{29}\text{Cu}$					(61Fi01)
$^{63}_{29}\text{Cu}$				-0.212* 4	69St24
$^{63}_{29}\text{Cu}$				-0.212* 4	70Fi17
$^{65}_{29}\text{Cu}$		3/2			32R02
$^{65}_{29}\text{Cu}$			+2.6	-0.1 1	36S07
$^{65}_{29}\text{Cu}$				-0.15 10	49B61
$^{65}_{29}\text{Cu}$				-0.22 6	56K64
$^{65}_{29}\text{Cu}$				-0.19 <sup>E</sup> 4	61Fi01
$^{65}_{29}\text{Cu}$				-0.196* 4	69St24
$^{65}_{29}\text{Cu}$					(67Fi02)
$^{65}_{29}\text{Cu}$				-0.161 <sup>E</sup> 3	70Fi17
$^{65}_{29}\text{Cu}$				-0.196* 4	(67Fi02)
$^{64}_{30}\text{Zn}$		0 <sup>+</sup>			29S01
$^{64}_{30}\text{Zn}$		0 <sup>+</sup>			31M02
$^{66}_{30}\text{Zn}$		0 <sup>+</sup>			29S01
$^{66}_{30}\text{Zn}$		0 <sup>+</sup>			31M02
$^{67}_{30}\text{Zn}$		5/2	+0.9		37L07
$^{67}_{30}\text{Zn}$		5/2 <sup>E</sup>			48A06
$^{68}_{30}\text{Zn}$		0 <sup>+</sup>			29S01
$^{68}_{30}\text{Zn}$		0 <sup>+</sup>			31M02
$^{69}_{31}\text{Ga}$		3/2			32J04
$^{69}_{31}\text{Ga}$		3/2			33C02
$^{69}_{31}\text{Ga}$			+2.0	+1	36S10
$^{69}_{31}\text{Ga}$			$^{71}_{69}=1.2700$ 8		56J29

Table G: Nuclear Moments by Optical Spectroscopy — Continued

Nucleus	$T_{1/2}$	$I$	$\mu$ or $\mu^1/\mu^2$	$Q$ or $Q^1/Q^2$	Refer.
$^{71}_{31}\text{Ga}$		3/2			32J04
$^{71}_{31}\text{Ga}$		3/2			33C02
$^{71}_{31}\text{Ga}$			+2.5	$\pm \leq 0.5$	36S10
$^{75}_{33}\text{As}$		3/2			32T01
$^{75}_{33}\text{As}$			+1.5 3	+0.3 2	36S05
$^{75}_{33}\text{As}$				+0.27* 4	58Mu08
$^{75}_{33}\text{As}$				+0.29 <sup>c</sup>	62Ko22
$^{76}_{34}\text{Se}$		0*			33R02
$^{77}_{34}\text{Se}$		1/2 <sup>bE</sup>			54D05
$^{78}_{34}\text{Se}$		0*			33R02
$^{78}_{34}\text{Se}$		0 <sup>bE</sup>			54D05
$^{80}_{34}\text{Se}$		0 <sup>b</sup>			34O01
$^{80}_{34}\text{Se}$		0 <sup>bE</sup>			54D05
$^{82}_{34}\text{Se}$		0*			33R02
$^{79}_{35}\text{Br}$		3/2			30B01
$^{79}_{35}\text{Br}$		3/2			32T02
$^{81}_{35}\text{Br}$		3/2			30B01
$^{81}_{35}\text{Br}$		3/2			32T02
$^{82}_{36}\text{Kr}$		0*			33K02
$^{83}_{36}\text{Kr}$		9/2			32M06
$^{83}_{36}\text{Kr}$			negative		33K02
$^{83}_{36}\text{Kr}$		9/2		+0.15	38K02
$^{83}_{36}\text{Kr}$		9/2 <sup>E</sup>		+0.22 <sup>E</sup> 2	55R46
$^{83}_{36}\text{Kr}$			-0.982 <sup>E</sup>	+0.17 <sup>E</sup> 5	59B08
$^{84}_{36}\text{Kr}$		0*			33K02
$^{83}_{36}\text{Kr}$	1ly	9/2	$\pm 1.005$ 2 $^{85}_{83}=1.035$ 2	+0.43 3 $^{85}_{83}=+1.66$ 10	55R13
$^{86}_{36}\text{Kr}$		0*			33K02
$^{85}_{37}\text{Rb}$		5/2	$\pm 1.4$		33K01
$^{87}_{37}\text{Rb}$	47Gy	3/2	$\pm 2.8$		33K01
$^{87}_{37}\text{Rb}$	47Gy			+0.14 6	56K12
$^{86}_{38}\text{Sr}$		0*			31F01
$^{87}_{38}\text{Sr}$		9/2	-1.1		38H05
$^{88}_{38}\text{Sr}$		0*			31F01
$^{88}_{38}\text{Sr}$		0*			38H05
$^{89}_{39}\text{Y}$		1/2	$\leq 0.1$		40W08
$^{89}_{39}\text{Y}$		1/2	-0.14		49C17
$^{89}_{39}\text{Y}$		1/2	negative		50K69
$^{91}_{40}\text{Zr}$		5/2 <sup>E</sup>			49A06
$^{91}_{40}\text{Zr}$			-1.9 2		55M88
$^{93}_{41}\text{Nb}$		9/2	$\approx 3.7$		34B01
$^{93}_{41}\text{Nb}$		9/2	+5.3	$\approx 0$	47M27
$^{93}_{41}\text{Nb}$				-0.25 15	58Mu04
$^{93}_{41}\text{Nb}$				-0.20 <sup>c</sup>	62Ko22
$^{92}_{42}\text{Mo}$		0*			51A29
$^{94}_{42}\text{Mo}$		0*			51A29
$^{95}_{42}\text{Mo}$		5/2			51A29
$^{95}_{42}\text{Mo}$		5/2	negative		54W07
$^{96}_{42}\text{Mo}$		0*			51A29

Table G: Nuclear Moments by Optical Spectroscopy — Continued

Nucleus	$T_{1/2}$	$I$	$\mu$ or $\mu^1/\mu^2$	$Q$ or $Q^1/Q^2$	Refer.
$^{97}_{42}\text{Mo}$		5/2			51A29
$^{97}_{42}\text{Mo}$		5/2	negative		54W07
$^{98}_{42}\text{Mo}$		0*			51A29
$^{100}_{42}\text{Mo}$		0*			51A29
$^{99}_{43}\text{Tc}$	210ky	9/2	+5.5 3	+0.34 17	53K49
$^{99}_{44}\text{Ru}$		5/2	-0.63 15 $\mu_{\text{ave}}(\text{Ru}) = -0.66 2$ $(\mu^{101}/\mu^{99}) = \pm 1.09 3$		55M78
$^{101}_{44}\text{Ru}$		5/2	-0.69 15		52G19) 55M78
$^{103}_{45}\text{Rh}$		1/2	-0.10 3		51K41
$^{105}_{46}\text{Pd}$		5/2	-0.57 5		52S56
$^{105}_{46}\text{Pd}$		5/2	-0.57		53B28
$^{107}_{47}\text{Ag}$		1/2	-0.10		37J01
$^{107}_{47}\text{Ag}$		1/2	-0.086		50C26
$^{107}_{47}\text{Ag}$			-0.111 <sup>E</sup> 8		51B32
$^{109}_{47}\text{Ag}$		1/2	-0.19		37J01
$^{109}_{47}\text{Ag}$		1/2	-0.159		50C26
$^{109}_{47}\text{Ag}$			-0.129 <sup>E</sup> 8		51B32
$^{110}_{48}\text{Cd}$		0*			29S01
$^{111}_{48}\text{Cd}$		1/2			31S01
$^{111}_{48}\text{Cd}$		1/2	-0.62		33J02
$^{112}_{48}\text{Cd}$		0*			29S01
$^{113}_{48}\text{Cd}$	>3Jy	1/2			31S01
$^{113}_{48}\text{Cd}$	>3Jy	1/2	-0.62		33J02
$^{114}_{48}\text{Cd}$		0*			29S01
$^{116}_{48}\text{Cd}$		0*			29S01
$^{113}_{49}\text{In}$		9/2 <sup>f</sup>	$^{113}_{115} = 1.0^f$		37B08
$^{115}_{49}\text{In}$	600Ty	9/2			33J03
$^{115}_{49}\text{In}$	600Ty	9/2			34P01
$^{115}_{49}\text{In}$	600Ty			+0.82	37B08
$^{115}_{49}\text{In}$	600Ty		+5.3	+0.8	37S11
$^{115}_{50}\text{Sn}$		1/2	-0.86		49G02
$^{116}_{50}\text{Sn}$		0*			31M02
$^{117}_{50}\text{Sn}$		1/2			33S03
$^{117}_{50}\text{Sn}$		1/2	-0.89		34T01
$^{118}_{50}\text{Sn}$		0*			31M02
$^{119}_{50}\text{Sn}$		1/2			33S03
$^{119}_{50}\text{Sn}$		1/2	-0.89		34T01
$^{120}_{50}\text{Sn}$		0*			31M02
$^{121}_{51}\text{Sb}$		5/2			32B01
$^{121}_{51}\text{Sb}$		5/2	+4.0		34C03
$^{121}_{51}\text{Sb}$				-1.3*	53S17
$^{121}_{51}\text{Sb}$				-0.53* <sup>c</sup> 10	55M88
$^{121}_{51}\text{Sb}$				-0.50 <sup>c</sup>	62Ko22
$^{121}_{51}\text{Sb}$					(55M88)
$^{121}_{51}\text{Sb}$				-0.54 8	61Le13

Table G: Nuclear Moments by Optical Spectroscopy — Continued

Nucleus	$T_{1/2}$	$I$	$\mu$ or $\mu^1/\mu^2$	$Q$ or $Q^1/Q^2$	Refer.
$^{123}_{51}\text{Sb}$		7/2			32B01
$^{123}_{51}\text{Sb}$		7/2	+3.2		34C03
$^{123}_{51}\text{Sb}$				-1.2 <sup>c</sup> 2	49M48
					(40T03)
$^{123}_{51}\text{Sb}$				-1.7*	53S17
$^{123}_{51}\text{Sb}$				-0.68* <sup>c</sup> 10	55M88
$^{123}_{51}\text{Sb}$				-0.69 10	61Le13
$^{123}_{52}\text{Te}$	>50Ty	1/2	$^{125}/_{123}=1.208\ 60$		49M47
$^{123}_{52}\text{Te}$	>50Ty	1/2 <sup>E</sup>			50F08
$^{123}_{52}\text{Te}$	>50Ty			-0.6 <sup>E</sup> 2	52R05
$^{125}_{52}\text{Te}$		1/2			49M47
$^{125}_{52}\text{Te}$		1/2 <sup>E</sup>			50F08
$^{125}_{52}\text{Te}$				-0.7 <sup>E</sup> 2	52R05
$^{126}_{52}\text{Te}$		0*			33R02
$^{128}_{52}\text{Te}$		0*			33R02
$^{130}_{52}\text{Te}$		0*			33R02
$^{127}_{53}\text{I}$		5/2			38M06
$^{127}_{53}\text{I}$			+2.8	-0.5	39S15
$^{127}_{53}\text{I}$				-0.67 <sup>e</sup>	58Mu10
				-0.62* 4	
$^{127}_{53}\text{I}$				-0.49 <sup>b</sup> 8	64Mu11
$^{129}_{54}\text{Xe}$		1/2			34J01
$^{129}_{54}\text{Xe}$		1/2	negative		34K02
$^{129}_{54}\text{Xe}$		1/2 <sup>E</sup>			50K09
$^{131}_{54}\text{Xe}$		3/2	positive		34K02
$^{131}_{54}\text{Xe}$		3/2 <sup>E</sup>		$\approx -0.15^E$	50K09
				$^{131}/_{83}\text{Kr} \approx -1$	
$^{131}_{54}\text{Xe}$			+0.687 <sup>E</sup> 3	-0.12 <sup>E</sup> 2	52B57
			$^{129}/_{131} = -1.131\ 5$		
$^{132}_{54}\text{Xe}$		0*			34J01
$^{134}_{54}\text{Xe}$		0*			34J01
$^{136}_{54}\text{Xe}$		0*			34J01
$^{133}_{55}\text{Cs}$		7/2			31K01
$^{133}_{55}\text{Cs}$			$\pm 2.40^a$		34H03
$^{133}_{55}\text{Cs}$		7/2			34J02
$^{133}_{55}\text{Cs}$			$\pm 2.52$		35S06
$^{133}_{55}\text{Cs}$				$\pm \leq 0.3$	40S09
$^{134}_{56}\text{Ba}$		0* <sup>E</sup>			50A51
$^{135}_{56}\text{Ba}$		3/2			32M06
$^{135}_{56}\text{Ba}$		3/2			37B09
$^{135}_{56}\text{Ba}$		3/2 <sup>E</sup>			50A51
$^{135}_{56}\text{Ba}$			$^{137}/_{135} = 1.11^E$	+0.25 <sup>E</sup> 12	60Ka24
$^{135}_{56}\text{Ba}$				+0.23 <sup>c</sup>	62Ko22
$^{135}_{56}\text{Ba}$			$^{137}/_{135} = +1.10^E\ 3$	$^{137}/_{135} = +1.6^E\ 1$	63Ja15
$^{135}_{56}\text{Ba}$				+0.13 5	64Ja11
$^{135}_{56}\text{Ba}$				$\pm 0.41^i\ 4$	66Co26
$^{135}_{56}\text{Ba}$			$\pm 0.843\ 7$		66Co32
$^{135}_{56}\text{Ba}$				$\pm 0.17\ 2$	68Be60
$^{136}_{56}\text{Ba}$		0*			50A51

Table G: Nuclear Moments by Optical Spectroscopy — Continued

Nucleus	$T_{1/2}$	$I$	$\mu$ or $\mu^1/\mu^2$	$Q$ or $Q^1/Q^2$	Refer.
<sup>137</sup> <sub>56</sub> Ba		3/2			32M06
<sup>137</sup> <sub>56</sub> Ba		3/2			37B09
<sup>137</sup> <sub>56</sub> Ba		3/2 <sup>E</sup>			50A51
<sup>137</sup> <sub>56</sub> Ba				+0.2 <sup>E</sup> 1	60Ka24
<sup>137</sup> <sub>56</sub> Ba				+0.21 5	64Ja11
<sup>137</sup> <sub>56</sub> Ba				±0.11 5	66Co26
<sup>137</sup> <sub>56</sub> Ba			±0.930 7		66Co32
<sup>137</sup> <sub>56</sub> Ba			<sup>137</sup> / <sub>135</sub> =1.120 10	( <sup>2</sup> S <sub>1/2</sub> )	67Ke16
<sup>137</sup> <sub>56</sub> Ba			<sup>137</sup> / <sub>135</sub> =1.144 54	( <sup>2</sup> P <sub>1/2</sub> )	
<sup>137</sup> <sub>56</sub> Ba				±0.26 3	68Be60
<sup>137</sup> <sub>56</sub> Ba				(Using <sup>137</sup> / <sub>135</sub> =1.54)	
<sup>138</sup> <sub>56</sub> Ba		0 <sup>+</sup>			50A51
<sup>137</sup> <sub>57</sub> La	60ky	7/2	+2.690 6	+0.26 8	72Fi19
<sup>138</sup> <sub>57</sub> La	112Gy		+3.702 <sup>E</sup> 4	+0.51 <sup>E</sup> 9	72Fi14
<sup>138</sup> <sub>57</sub> La			<sup>138</sup> / <sub>139</sub> =0.9328 8	<sup>138</sup> / <sub>139</sub> =2.3 4	
<sup>139</sup> <sub>57</sub> La		7/2			34A02
<sup>139</sup> <sub>57</sub> La			+2.76		40W08
<sup>139</sup> <sub>57</sub> La				+0.3 1	55L59
<sup>139</sup> <sub>57</sub> La				+0.21* <sup>E</sup> 4	58Mu08
<sup>141</sup> <sub>59</sub> Pr		5/2			29W01
<sup>141</sup> <sub>59</sub> Pr			+3.9 <sup>c</sup> 3		53B26
<sup>141</sup> <sub>59</sub> Pr					(29W01)
<sup>141</sup> <sub>59</sub> Pr			+4.0 <sup>c</sup> 2		60Mu11
<sup>141</sup> <sub>59</sub> Pr			+4.09 6		65Re03
<sup>143</sup> <sub>60</sub> Nd		7/2 <sup>E</sup>	-1.1 <sup>E</sup> 1		54M91
<sup>145</sup> <sub>60</sub> Nd		7/2 <sup>E</sup>	-0.69 <sup>E</sup> 10		54M91
<sup>147</sup> <sub>61</sub> Pm	2.6y	7/2			60K12
<sup>147</sup> <sub>61</sub> Pm	2.6y	7/2	+2.58 7	+0.74 20	66Re04
<sup>147</sup> <sub>62</sub> Sm	0.1Ty	7/2 <sup>E</sup>	-0.76 <sup>E</sup> 8	±≤1	54M15
<sup>149</sup> <sub>62</sub> Sm		7/2 <sup>E</sup>	-0.64 <sup>E</sup> 6	±≤1	54M15
<sup>151</sup> <sub>63</sub> Eu		5/2			35S01
<sup>151</sup> <sub>63</sub> Eu			+3.4	≈+1.2	38S10
<sup>151</sup> <sub>63</sub> Eu			<sup>151</sup> / <sub>153</sub> =2.245 5		57K51
<sup>151</sup> <sub>63</sub> Eu			+3.39 3		60Kr07
<sup>151</sup> <sub>63</sub> Eu				+0.95 <sup>b</sup> 10	60Kr08
<sup>151</sup> <sub>63</sub> Eu				±1.16 <sup>ak</sup> 8	65Mu07
<sup>151</sup> <sub>63</sub> Eu				+1.15 <sup>E</sup> 9	65Wi09
<sup>151</sup> <sub>63</sub> Eu				( <sup>151</sup> / <sub>153</sub> =0.393)	60Sa23)
<sup>151</sup> <sub>63</sub> Eu				±1.12 <sup>Eh</sup> 7	68Cu02
<sup>151</sup> <sub>63</sub> Eu	13y			±2.4 <sup>i</sup> 3	64Ga12
<sup>152</sup> <sub>63</sub> Eu	13y		negative	positive	70He09
<sup>153</sup> <sub>63</sub> Eu		5/2			35S01
<sup>153</sup> <sub>63</sub> Eu			+1.5	≈+2.5	38S10
<sup>153</sup> <sub>63</sub> Eu			+1.51 2		60Kr07
<sup>153</sup> <sub>63</sub> Eu				+2.42 <sup>b</sup> 20	60Kr08
<sup>153</sup> <sub>63</sub> Eu				±2.92 <sup>ak</sup> 20	65Mu07
<sup>153</sup> <sub>63</sub> Eu				+2.94 <sup>E</sup> 23	65Wi09
<sup>153</sup> <sub>63</sub> Eu				±2.85 <sup>Eh</sup> 18	68Cu02
<sup>154</sup> <sub>63</sub> Eu				positive	70He09

Table G: Nuclear Moments by Optical Spectroscopy — Continued

Nucleus	$T_{1/2}$	$I$	$\mu$ or $\mu^1/\mu^2$	$Q$ or $Q^1/Q^2$	Refer.
$^{155}_{64}\text{Gd}$		$3/2^E$	$-0.30^E 4$	$+1.1^E 3$	56S21
$^{155}_{64}\text{Gd}$			$-0.32^E 4$	$+1.6^E$	59K10
$^{157}_{64}\text{Gd}$		$3/2^E$	$-0.37^E 4$	$+1.0^E 3$	56S21
$^{157}_{64}\text{Gd}$			$-0.40^E 4$	$+2^E$	59K10
$^{159}_{65}\text{Tb}$		$3/2$			34S02
$^{159}_{65}\text{Tb}$			positive	$+1.26 12$	65Ar05
$^{159}_{65}\text{Tb}$				$+1.32 13$	66Ar18
$^{159}_{65}\text{Tb}$				$\pm 1.18 12$	70De05
$^{165}_{67}\text{Ho}$		$7/2$			35S02
$^{165}_{67}\text{Ho}$		$7/2$			57B39
$^{165}_{67}\text{Ho}$			$+3.7 7$		58B85
$^{165}_{67}\text{Ho}$			$+3.97^h 5$		68Su04
$^{169}_{69}\text{Tm}$		$1/2$			34S03
$^{169}_{69}\text{Tm}$		$1/2$	$-0.205 20$		55L49
$^{169}_{69}\text{Tm}$			$-0.25^c$		60Ca15
$^{171}_{70}\text{Yb}$		$1/2$			38S10
$^{171}_{70}\text{Yb}$			$+0.45$		38S11
$^{171}_{70}\text{Yb}$			$+0.49 6$		55K33
			$^{171}_{173} = -0.724 1$		
$^{173}_{70}\text{Yb}$		$5/2$		$+3.9 4$	38S10
$^{173}_{70}\text{Yb}$			$-0.65$		38S11
$^{173}_{70}\text{Yb}$		$5/2$			54K52
$^{173}_{70}\text{Yb}$			$-0.67 1$		55K33
$^{173}_{70}\text{Yb}$				$+2.4$	56K42
$^{173}_{70}\text{Yb}$				$+2.8^* 2$	62Ro26
$^{175}_{71}\text{Lu}$		$7/2$	$+1.7$	$+6.1$	35S04
$^{175}_{71}\text{Lu}$			$+2.6 5$	$+5.9$	36G03
$^{175}_{71}\text{Lu}$				$+5.7^* 3$	55K23
$^{175}_{71}\text{Lu}$				$+3.6^* 2$	57M96
$^{175}_{71}\text{Lu}$			$+2.0 2$	$+5.6 6$	58S134
$^{175}_{71}\text{Lu}$			$^{175}_{176} = 0.711 5$	$^{175}_{176} = 0.71 1$	61Bl07
$^{175}_{71}\text{Lu}$				$+5.0^c$	62Ko22
					(55K23)
$^{175}_{71}\text{Lu}$			$\pm 2.24 11$		67He17
$^{176}_{71}\text{Lu}$	20Gy	$\geq 7$	$+3.8 7$	$+7 1$	39S14
$^{176}_{71}\text{Lu}$	20Gy	$6 1$	$+2.8 3$	$+8 1$	58S134
$^{176}_{71}\text{Lu}$	20Gy	$7^E$			59K97
$^{176}_{71}\text{Lu}$	20Gy	$7^E$	$+2.8^E 3$		61Bl07
$^{177}_{72}\text{Hf}$		$7/2^E$	$^{177}_{179} = -1.276 8$	$^{177}_{179} = 0.99 2$	56S22
$^{177}_{72}\text{Hf}$			$+0.61^E 3$	$+3^E 1$	56S53
$^{178}_{72}\text{Hf}$		$0^*$			35R01
$^{179}_{72}\text{Hf}$		$9/2^E$			56S22
$^{179}_{72}\text{Hf}$			$-0.47^E 3$	$+3^E 1$	56S53
$^{180}_{72}\text{Hf}$		$0^*$			35R01
$^{181}_{73}\text{Ta}$		$7/2$			33G02
$^{181}_{73}\text{Ta}$		$7/2$			33M01
$^{181}_{73}\text{Ta}$			$+2.1$		35G01
$^{181}_{73}\text{Ta}$				$\approx +6$	43S15

Table G: Nuclear Moments by Optical Spectroscopy — Continued

Nucleus	$T_{1/2}$	$I$	$\mu$ or $\mu^1/\mu^2$	$Q$ or $Q^1/Q^2$	Refer.
<sup>181</sup> Ta 73			+1.9	+5.9	52B71
<sup>181</sup> Ta 73				+4.3* 4	55K23
<sup>181</sup> Ta 73				+2.7* <sup>c</sup> 3	57M96
<sup>181</sup> Ta 73			+2.4 <sup>c</sup> 2		58Mu08
<sup>181</sup> Ta 73				+3.9 <sup>c</sup>	62Ko22 (55K23)
<sup>182</sup> W 74		0*			34G04
<sup>183</sup> W 74		1/2			48K30
<sup>183</sup> W 74		1/2 <sup>E</sup>			50F08
<sup>183</sup> W 74			+0.08 2		51V06
<sup>183</sup> W 74			+0.115		65G108
<sup>184</sup> W 74		0*			34G04
<sup>186</sup> W 74		0*			34G04
<sup>185</sup> Re 75		5/2			31M01
<sup>185</sup> Re 75		5/2			31Z01
<sup>185</sup> Re 75			<sup>187</sup> / <sub>185</sub> =1.0108 4	+2.6	37S12
<sup>185</sup> Re 75			+3.3		38S09
<sup>185</sup> Re 75				≈+2.9	65Ho06
<sup>185</sup> Re 75				±2.3 <sup>E</sup> 9	66Ku07
<sup>185</sup> Re 75				<sup>187</sup> / <sub>185</sub> =0.95 4	
<sup>185</sup> Re 75				±2.36 50	69Kr07
<sup>186</sup> Re 75	90h		±1.38 45		64Wi09, 65Sc13
<sup>187</sup> Re 75	60Gy	5/2			31M01
<sup>187</sup> Re 75	60Gy	5/2			31Z01
<sup>187</sup> Re 75	60Gy			+2.6	37S12
<sup>187</sup> Re 75	60Gy		+3.3		38S09
<sup>187</sup> Re 75	60Gy			≈+2.9	65Ho06
<sup>187</sup> Re 75	60Gy			±2.2 <sup>E</sup> 9	66Ku07
<sup>187</sup> Re 75	60Gy			±2.24 50	69Kr07
<sup>188</sup> Re 75	17h		±1.41 45		64Wi09, 65Sc13
<sup>187</sup> Os 76		1/2	positive		55M45
<sup>187</sup> Os 76		1/2	+0.0658 11		61Cu08
<sup>187</sup> Os 76			+0.0662 6		62Mu04
<sup>189</sup> Os 76		3/2	+0.70 9	+2.0 8	52M40
<sup>189</sup> Os 76		3/2		+0.8 <sup>c</sup>	58B159
<sup>189</sup> Os 76					62Ko22 (57M96)
<sup>189</sup> Os 76				+0.8* 2	62Mu04
<sup>189</sup> Os 76			+0.792		65G108
<sup>189</sup> Os 76				±0.91 <sup>E</sup> 10	68Hi04
<sup>191</sup> Ir 77		3/2	positive		50B75
<sup>191</sup> Ir 77		3/2	+0.16 3	+1.2 6	52M40
<sup>191</sup> Ir 77		3/2	+0.2 1	+1.5 1	53S61
<sup>193</sup> Ir 77		3/2			35V01
<sup>193</sup> Ir 77		3/2	positive		50B75
<sup>193</sup> Ir 77		3/2	+0.17 3	+1.0 5	52M40
<sup>193</sup> Ir 77		3/2	+0.2 1	+1.5 1	53S61
<sup>194</sup> Pt 78		0*			35F06
<sup>195</sup> Pt 78		1/2			36J01
<sup>195</sup> Pt 78			+0.6		36S08
<sup>195</sup> Pt 78		1/2			37T03
<sup>196</sup> Pt 78		0*			35F06

Table G: Nuclear Moments by Optical Spectroscopy — Continued

Nucleus	$T_{1/2}$	$I$	$\mu$ or $\mu^1/\mu^2$	$Q$ or $Q^1/Q^2$	Refer.
$^{197}_{79}\text{Au}$		3/2	+0.195 4		39E03
$^{197}_{79}\text{Au}$			+0.136 8		52K07
$^{197}_{79}\text{Au}$			+0.14 2	+0.56 10	53S60
$^{197}_{79}\text{Au}$				$\pm 0.58^1 1$	66Ac02
$^{197}_{79}\text{Au}$				$\pm 0.54^1 2$	66Ha43
$^{193}_{80}\text{Hg}$	6h	3/2	-0.613 20		64K101
$^{193}_{80}\text{Hg}$	6h	3/2		-1.8 10	66Da07
$^{193\text{m}}_{80}\text{Hg}$	11h	13/2	-1.06	+1.2 3	64To05
				$^{193\text{m}}_{201}=2.74 54$	
$^{193\text{m}}_{80}\text{Hg}$	11h	13/2			66Da07
$^{195}_{80}\text{Hg}$	9.5h		+0.526 5		63K103
$^{195}_{80}\text{Hg}$	9.5h	1/2	+0.54		64To05
$^{195\text{m}}_{80}\text{Hg}$	40h		-1.060 10	+1.5 10	63K103
$^{195\text{m}}_{80}\text{Hg}$	40h	13/2	-1.05	+1.3 6	64To05
				$^{195\text{m}}_{201}=2.81 4$	
$^{197}_{80}\text{Hg}$	65h	1/2	+0.52 1		54B92
$^{197\text{m}}_{80}\text{Hg}$	24h	13/2	-1.04 1	+1.5 3	59M82
$^{198}_{80}\text{Hg}$		0*			31S03
$^{198}_{80}\text{Hg}$		0*			31T01
$^{199}_{80}\text{Hg}$		1/2			31S03
$^{199}_{80}\text{Hg}$			$\pm 0.547 2$		40M10
$^{199}_{80}\text{Hg}$			+0.532		57B110
$^{199}_{80}\text{Hg}$			+0.51		61Ag3
$^{199}_{80}\text{Hg}$			+0.454		63Sc34
$^{199}_{80}\text{Hg}$			$\pm 0.506 3$		67Dr09
$^{200}_{80}\text{Hg}$		0*			31S03
$^{200}_{80}\text{Hg}$		0*			31T01
$^{201}_{80}\text{Hg}$		3/2			31S03
$^{201}_{80}\text{Hg}$		3/2	-0.6	+0.5	35S04
$^{201}_{80}\text{Hg}$			$\pm 0.607$		40M10
$^{201}_{80}\text{Hg}$				+0.47 3	59C34
$^{201}_{80}\text{Hg}$			-0.5582 8		60Ra27
			$^{201}_{199}=1.1090 7$		
$^{201}_{80}\text{Hg}$			-0.504	+0.49	63Sc34
$^{201}_{80}\text{Hg}$				+0.45	65Mu15
				+0.41*	
$^{202}_{80}\text{Hg}$		0*			31S03
$^{202}_{80}\text{Hg}$		0*			31T01
$^{203}_{80}\text{Hg}$	47d	5/2	+0.830 20	$\pm 0.5 8$	64Re03
$^{204}_{80}\text{Hg}$		0*			31S03
$^{204}_{80}\text{Hg}$		0*			31T01
$^{195}_{81}\text{Tl}$	1.2h		+1.56 4		69Co21
$^{197}_{81}\text{Tl}$	2.8h		+1.55 2		66Da15
$^{199}_{81}\text{Tl}$	7.4h		+1.57		61Hu04
$^{200}_{81}\text{Tl}$	26h		$\pm \leq 0.15$		61Hu04
$^{201}_{81}\text{Tl}$	72h		+1.58		61Hu04
$^{202}_{81}\text{Tl}$	12d		$\pm \leq 0.15$		61Hu04
$^{203}_{81}\text{Tl}$		1/2			31S02
$^{203}_{81}\text{Tl}$		1/2			32J02
$^{205}_{81}\text{Tl}$		1/2			31S02
$^{205}_{81}\text{Tl}$		1/2			32J02
$^{205}_{81}\text{Tl}$			$^{205}_{203}=1.00966 46$		37S12
$^{203}_{81}\text{Tl}$			$^{205}_{203}=1.0089 10$		60Od02



Table G: Nuclear Moments by Optical Spectroscopy — Continued

Nucleus	$T_{1/2}$	$I$	$\mu$ or $\mu^1/\mu^2$	$Q$ or $Q^1/Q^2$	Refer.
<sup>206</sup> <sub>82</sub> Pb		0*			31M02
<sup>206</sup> <sub>82</sub> Pb		0*			32K01
<sup>207</sup> <sub>82</sub> Pb		1/2			31M02
<sup>207</sup> <sub>82</sub> Pb		1/2			32K01
<sup>208</sup> <sub>82</sub> Pb		0*			31M02
<sup>208</sup> <sub>82</sub> Pb		0*			32K01
<sup>206</sup> <sub>83</sub> Bi	6.3d		+4.50 <sup>206</sup> / <sub>209</sub> =+1.104		69Ma43
<sup>209</sup> <sub>83</sub> Bi	>2Ay	9/2			28B01
<sup>209</sup> <sub>83</sub> Bi	>2Ay	9/2	+3.6	-0.4	35S04
<sup>209</sup> <sub>83</sub> Bi	>2Ay		+4.10 8		50K59
<sup>209</sup> <sub>83</sub> Bi	>2Ay			-0.37 4	67Di04
<sup>209</sup> <sub>83</sub> Bi	>2Ay			-0.379 <sup>b</sup> 15	68Ei04
<sup>209</sup> <sub>83</sub> Bi	>2Ay		+4.23 <sup>n</sup> 10	-0.4 <sup>b</sup> 1	70Cr01
<sup>209</sup> <sub>83</sub> Bi	>2Ay		+3.7 <sup>bp</sup> 5	-0.79 <sup>p</sup> to -20 <sup>p</sup>	
<sup>209</sup> <sub>83</sub> Bi	>2Ay			-0.41 4	70Ge10
<sup>209</sup> <sub>84</sub> Po	103y	1/2			55V16
<sup>209</sup> <sub>84</sub> Po	103y		+0.77 <sup>d</sup>		66Ch27
<sup>227</sup> <sub>89</sub> Ac	22y	3/2			51T19
<sup>227</sup> <sub>89</sub> Ac	22y		+1.1 1	+1.7 2	55F26
<sup>229</sup> <sub>90</sub> Th	7.3ky	5/2	+0.41 10	≈4.6	64Eg01
<sup>229</sup> <sub>90</sub> Th	7.3ky	5/2	+0.34 7		64To02
<sup>231</sup> <sub>91</sub> Pa	34ky	3/2			34S04
<sup>231</sup> <sub>91</sub> Pa	34ky	3/2			61Ri06
<sup>233</sup> <sub>92</sub> U	162ky	5/2	positive	large	54V01
<sup>233</sup> <sub>92</sub> U	162ky	5/2	<sup>233</sup> / <sub>235</sub> ≈-1.5		55K36
<sup>233</sup> <sub>92</sub> U	162ky	5/2	<sup>233</sup> / <sub>235</sub> =-1.6 1	<sup>233</sup> / <sub>235</sub> =+0.8 3	56K53
<sup>233</sup> <sub>92</sub> U	162ky		positive	positive	56V27
<sup>233</sup> <sub>92</sub> U	162ky		<sup>233</sup> / <sub>235</sub> =-1.6	<sup>233</sup> / <sub>235</sub> =+0.80	
<sup>233</sup> <sub>92</sub> U	162ky	5/2		+13 5	56Z05
<sup>233</sup> <sub>92</sub> U	162ky		±0.74	±7.9	69Ba52, 69Be29
<sup>233</sup> <sub>92</sub> U	162ky		(±0.74) (using $\mu/Q=0.152$ 15	±4.9	compilers 57D40)
<sup>235</sup> <sub>92</sub> U	710My	7/2			55V07
<sup>235</sup> <sub>92</sub> U	710My	7/2			56K53
<sup>235</sup> <sub>92</sub> U	710My	7/2	<sup>233</sup> / <sub>235</sub> =-1.5	<sup>233</sup> / <sub>235</sub> =+0.7	57B66
<sup>237</sup> <sub>93</sub> Np	2.1My	5/2			48T08
<sup>239</sup> <sub>94</sub> Pu	24ky	1/2			54V06
<sup>239</sup> <sub>94</sub> Pu	24ky	1/2			55K36
<sup>239</sup> <sub>94</sub> Pu	24ky	1/2			55K40
<sup>239</sup> <sub>94</sub> Pu	24ky		+0.27 6		60Ch09
<sup>239</sup> <sub>94</sub> Pu	24ky		+0.21 6		62Ge11
<sup>239</sup> <sub>94</sub> Pu	24ky				63Be16
<sup>239</sup> <sub>94</sub> Pu	24ky		±0.207 <sup>j</sup> 33 or ±0.175 <sup>j</sup> 40		(62Ge11) (62Ko08)
<sup>239</sup> <sub>94</sub> Pu	24ky		+0.17 4		64Ba10
<sup>239</sup> <sub>94</sub> Pu	24ky		+0.19 5		66Ko24

Table G: Nuclear Moments by Optical Spectroscopy — Continued

Nucleus	$T_{1/2}$	$I$	$\mu$ or $\mu^1/\mu^2$	$Q$ or $Q^1/Q^2$	Refer.
$^{241}_{94}\text{Pu}$	13y		$\pm 0.73$ <sup>12</sup> or $\pm 0.62$ <sup>15</sup> ( $^{241}/_{239}=3.53$ <sup>2</sup> )		63Be16 54B72)
$^{241}_{94}\text{Pu}$	13y			+5.6 <sup>2</sup>	64Ch10
$^{241}_{94}\text{Pu}$	13y		$-0.673$ <sup>E</sup> <sup>15</sup> $^{241}/_{239}=-3.365$ <sup>20</sup>		69Ge04
$^{241}_{95}\text{Am}$	460y	5/2			53F01
$^{241}_{95}\text{Am}$	460y	5/2		large	56T18
$^{241}_{95}\text{Am}$	460y		+1.4 <sup>3</sup>	+4.9	56M31
$^{241}_{95}\text{Am}$	460y		$^{241}/_{243}=1.008$		57F53
$^{243}_{95}\text{Am}$	8ky	5/2	$^{241}/_{243}=1.00$ <sup>2</sup>		54C19
$^{243}_{95}\text{Am}$	8ky		+1.4 <sup>3</sup>	+4.9	56M31
$^{249}_{97}\text{Bk}$	314d	7/2			67W <sub>o</sub> 01
$^{249}_{97}\text{Bk}$	314d		$\pm 5.1$ <sup>7</sup>	$\pm 4.7$ <sup>10</sup>	69W <sub>o</sub> 07, 70Co34
$^{253}_{99}\text{Es}$	20d	$\geq 7/2$			68W <sub>o</sub> 07
$^{253}_{99}\text{Es}$	20d	7/2	+5.1 <sup>13</sup>	$\pm 5.1$ <sup>10</sup>	70W <sub>o</sub> 14, 70Co34

\* Polarization or Sternheimer correction included

♦ No hyperfine structure observed

\* Polarization of resonance radiation

<sup>b</sup> Band spectra studied<sup>c</sup> Recalculation of earlier data<sup>d</sup> Reexamined spectra of 55V16<sup>E</sup> Enriched sample<sup>f</sup> <sup>113</sup>In-lines apparently coincident with <sup>115</sup>In-lines. Therefore, moments are believed to be the same. Lines 2% as intense as <sup>115</sup>In-lines should have been observed<sup>g</sup> From I-spectra<sup>h</sup> From II-spectra<sup>i</sup>  $Q$  obtained from deformation which was estimated from isotope shifts<sup>j</sup> Calculated from data on ionization potentials<sup>k</sup> Average value of  $Q$ 's determined for several states<sup>l</sup> From  $\mu$ -atom hyperfine structure<sup>m</sup> Excited state<sup>n</sup> From III-spectra<sup>o</sup> From IV-spectra<sup>q</sup> LASER<sup>r</sup> From  $\mu$ -atom nuclear transition

**Table H: Nuclear Moments by Optical Double Resonance and Pumping Techniques**

### Introduction

In this table, data obtained by several methods involving combinations of optical spectroscopy and magnetic resonance have been collected. Some values obtained from measurements combining optical pumping and nuclear magnetic resonance are tabulated here as well as in Table E.

The possibility of using optical radiation to alter the populations of atomic states in order to study hyperfine structure by magnetic resonance techniques was first discussed in a paper by Brossel and Kastler [49Br65] and later treated more fully in a paper by Kastler [50Ka16].

Most of the optical resonance methods involve three basic features: (1) excitation of an atom from the ground state to a metastable state by resonance radiation to increase the population of certain magnetic substates by choice of appropriate frequency and polarization; (2) observation of radiation either transmitted or scattered at right angles; and (3) application of an oscillating rf or microwave magnetic field to induce a transition between substates, altering their relative populations with a subsequent change in the polarization, frequency, or intensity of the observed radiation.

A schematic diagram of a typical experimental arrangement is shown in figure 1. Light originates in a resonance lamp S. It is focused by lens L and polarized by screen P. The gas in the vessel absorbs and re-emits the resonance radiation. Photocells at the positions PC<sub>1</sub> and PC<sub>2</sub> serve to measure the transmitted or scattered light, respectively. A uniform magnetic field can be applied by a pair of Helmholtz coils and an oscillating magnetic field by coils rf.

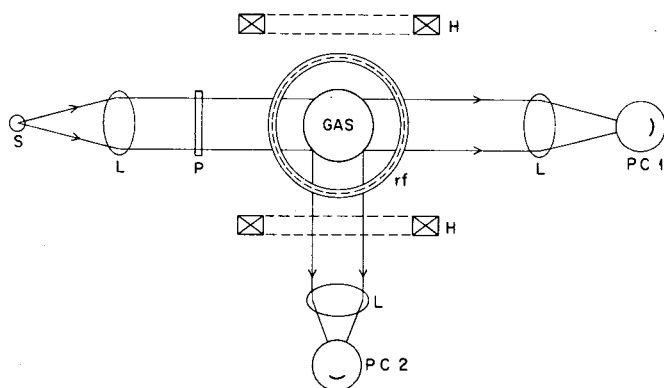


FIGURE 1. One possible arrangement of components of an optical double resonance experiment. Screen P can be used to polarize the resonance radiation from the source S. Photocells PC<sub>1</sub> and PC<sub>2</sub> respond to the transmitted and scattered light, respectively. The Helmholtz coils H produce a magnetic field along the axis of the scattered light, and the rf coils, an oscillating magnetic field perpendicular to the incident and scattered radiation.

One of the first such double resonance experiments was performed by Brossel and Bitter with Hg. The energy levels of the  $^1S_0$  and  $^3P_1$  states of the even isotopes are shown in figure 2. Absorption of incident plane-polarized,  $\pi(\Delta m_j=0)$ , resonance radiation of 2537 Å populates the  $^3P_1, m_j=0$  substate. Application of an oscillating field at resonance frequency, inducing the  $\Delta m_j=\pm 1$  transitions, will make the circularly polarized,  $\sigma(\Delta m_j=\pm 1)$ , lines appear in the scattered radiation.

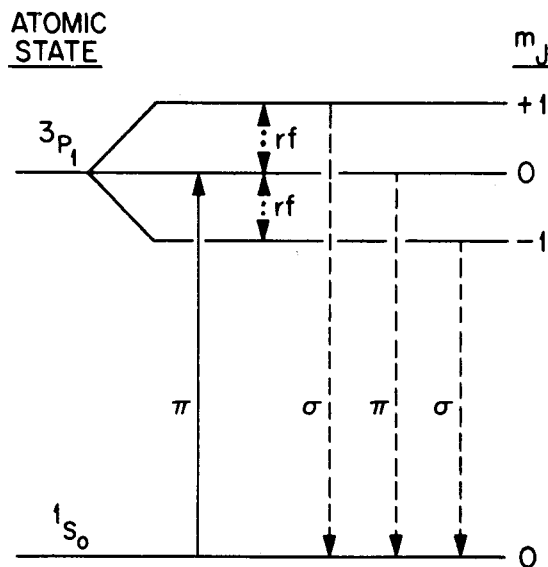


FIGURE 2. An energy level diagram for an even isotope of Hg showing transitions involved in a typical optical double resonance experiment. The levels shown are the  $^1S_0$  and  $^3P_1$  states as split by a magnetic field. The solid arrow indicates the optical absorption process while the broken arrows represent possible emission processes. Dotted arrows represent the induced rf transitions.

The optical pumping type of experiment is illustrated by the diagram for  $^{199}\text{Hg}$  in figure 3. Absorption of incident, circularly polarized,  $\sigma^+(\Delta m_F=+1)$ , radiation of the appropriate energy selectively populates the  $^3P_1, F=1/2, m_F=+1/2$  level which decays by  $\pi$  and  $\sigma$  emission to the  $+1/2$  and  $-1/2$  ground substates, respectively. Since the  $m_F=+1/2$  state cannot absorb the  $\sigma^+$  radiation, the  $-1/2$  state is gradually depleted and the atoms are "pumped" into the upper state. When the atoms have been oriented in this manner, the application of an rf field to induce the  $+1/2 \rightarrow -1/2$  transition in the ground state will produce an increase in the absorption and scattering of the  $\sigma^+$  light.

In a variation of the optical pumping method, a mixture of two gases or vapors is used. If one of these is optically oriented, it is found that the second gas will become oriented by collisions with the atoms of the first gas by means of a spin-exchange process. A magnetic resonance experiment per-

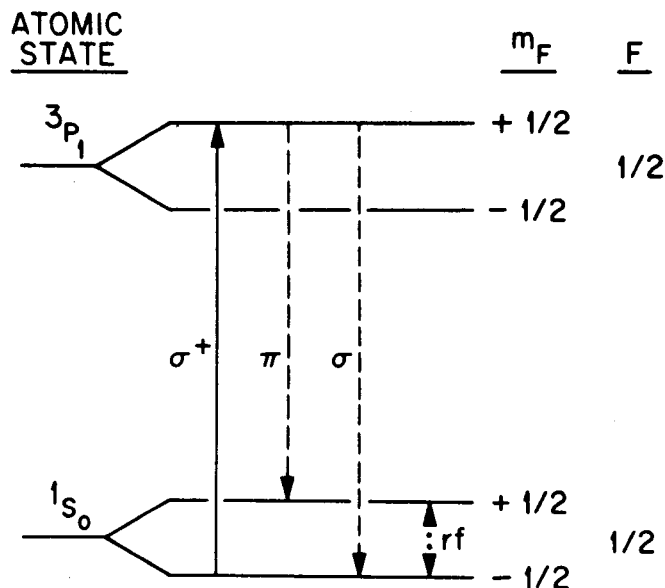


FIGURE 3. An energy level diagram showing the transitions involved in a typical optical pumping experiment. The levels shown are the  $1S_0$  and  $3P_1$ ,  $F=1/2$ , states of  $^{199}\text{Hg}$  ( $I=1/2$ ). The solid arrow represents the absorption process while the broken arrows represent the two possible emission processes. The dotted arrow represents the induced rf transition. Transitions to the  $F=3/2$  state are not shown.

formed on the second gas results in a disorientation of the first gas. The existence of the resonance for the second gas is then observed as a change in the transmission of the resonant radiation for the first gas.

In level crossing experiments, the vapor or gas is illuminated while in a homogeneous but variable magnetic field. When the magnetic field is adjusted to a value for which two levels cross, a change in the angular distribution of the resonant radiation can be observed depending on the nature of the radiation used and the  $m_F$ -values of the levels. At a field such as  $H_1$ , figure 4, the resonant radiation will be made up of the transitions CA or BA. when the levels cross or approach degeneracy (a level separation less than the natural line-width) such as at field  $H_2$ , figure 4, the scattering is from a single state, made up of a combination of the two interfering levels, and there is a change in the scattering amplitudes. Since in this type of experiment no rf or microwave radiation is needed to induce transitions between the sublevels because the energy difference of the levels is zero, it has been called a double resonance experiment at zero frequency. This technique was first used by Colegrove *et al.*

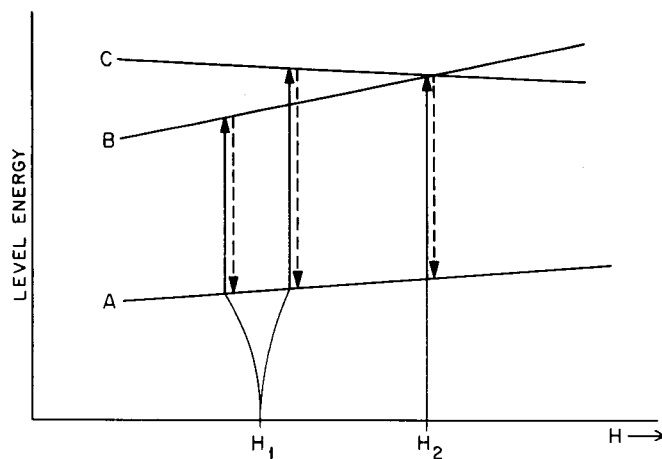


FIGURE 4. Diagram of the transitions in a level crossing experiment. Curves A, B, and C show the field dependence of the energies for the ground-state level A and two excited states B and C. Solid arrows indicate induced transitions; dashed arrows, the emitted radiation.

[59Co92] to measure the fine-structure separation of the  $3P_1$  and  $3P_2$  levels in helium. Additional information on the interference or coherence effects in resonance fluorescence can be found in papers by Franken [61Fr11] and by Rose and Carovillano [61Ro32].

In these experiments the interaction constants and hyperfine-structure splittings for the atomic states can be found from the energy differences (determined by the frequencies of the applied rf fields) of the hyperfine levels if transitions can be induced between them at known fields. A simple discussion of the energies of the atomic levels and the calculation of the nuclear moments from the hyperfine constants can be found in the Introduction to Table F: Nuclear Moments by Atomic and Molecular Beams.

There are many variations of double resonance techniques. In some experiments, electron bombardment is used to excite the atoms; in others, variable Zeeman scanning is used to alter the energy of the radiation emitted by the source. General discussions of optical orientation and its applications can be found in papers by Bell and Bloom [57Be36], Kopfermann [60Ko20], Dodd and Series [61Do10], Skrotskii and Izyumova [61Sk3], Bitter [62Bi21], Cohen-Tannoudji and Kastler [66Co42], and Budick [67Bu26]; as well as in the papers already referred to.

The last systematic literature search for the information included in the table was in early 1971.

## Explanation of Table H

Nucleus	Chemical symbol with $Z$ - and $A$ -numbers States, other than ground states, are designated by "m" following the $A$ -number.
$T_{1/2}$	Half-life of radioactive nucleus
$I$	Nuclear spin, in units of $h/2\pi$
$\mu$	Nuclear magnetic dipole moment, in nuclear magnetons, given with diamagnetic correction. See Policies, Diamagnetic corrections, for factors used A 5% uncertainty in the diamagnetic correction is assumed.  Values of $\mu$ , which are calculated from $\Delta\nu$ - or $a$ -ratios, do not include a hyperfine-structure anomaly correction. This correction can be of the order of 0.001% to 1%. See [70FuCo].
$Q$	Nuclear electric quadrupole moment, in barns, as given by the experimenter Values marked by an asterisk, *, indicate that the experimenter has made some polarization or Sternheimer corrections in computing the moment.
Method	Symbols used to designate the various techniques are as follows:  DR Optical double resonance EI Electron impact LX Level crossing OP Optical pumping SE Spin exchange
Refer.	Reference key
Atomic State: $F, F'$	Atomic state for which the hyperfine-structure splitting and interaction constants are listed  Total angular momentum quantum numbers which characterize hyperfine levels of the atomic state at zero magnetic field
$\Delta\nu(F, F')$	Zero-field hyperfine-structure splitting between levels of total spin $F$ and $F'$ , given without sign Values are given in MHz unless otherwise noted
Interaction Constants	Values of the interaction constants as given by the experimenter Values are given in MHz unless otherwise noted.  See Introduction to Table F for discussion of interaction constants.

Table H: Nuclear Moments by Optical Double Resonance and Pumping Techniques

Nucleus	$T_{1/2}$	$I$	$\mu$	$Q$	Method Refer.	Atomic State $F, F'$	$\Delta\nu(F, F')$	Interaction Constants
$^1_1\text{H}$					SE 62Pi04	$^2\text{S}_{1/2}:1,0$	1420.405738 6	
$^2_1\text{H}$					SE 60An13	$^2\text{S}_{1/2}:^3/2, ^1/2$	327.384347 5	
$^2_1\text{H}$					OP 68Ha24	$^2\text{S}_{1/2}:^3/2, ^1/2$	327.3843526 12	
$^2_1\text{H}$					SE 69La29	$^2\text{S}_{1/2}:^3/2, ^1/2$	327.38435251 5	
$^3_1\text{H}$	12y				SE 62Pi04	$^2\text{S}_{1/2}:1,0$	1516.701464 6	
$^3_2\text{He}$					LX 66Ge06	$2^3\text{P}$		$a=-4283.5$
$^3_2\text{He}$					EI 69Jo27	$3^3\text{P}:J=1, F=^3/2 \leftrightarrow$ $J=2, F=^3/2$	6058	
$^3_2\text{He}$					OP 70Ro16	$2^3\text{S}_1: ^3/2, ^1/2$	6739.701177 16	
$^3_2\text{He}^+$					SE 69Sc26	$^2\text{S}_{1/2}:1,0$	8665.649867 10	
$^6_3\text{Li}$					DR 65Ri03	$2^2\text{P}_{1/2}:^3/2, ^1/2$	26.0 3	$a=17.3 2$
$^6_3\text{Li}$					SE 69Wr01	$^2\text{S}_{1/2}:^3/2, ^1/2$	228.205261 <sup>i</sup> 12	in He, Ne, Ar
$^6_3\text{Li}^+$					EI 69Ad11	$2^3\text{P}_1:2,1$	2880 5	
$^7_3\text{Li}$					DR 65Ri03	$2^2\text{P}_{1/2}:2,1$	93.3 10	$a=46.65 50$
$^7_3\text{Li}$				-0.03 2	LX 67Br05	$2^2\text{P}_{3/2}$		$a=-3.40 23$ $b=-0.18 12$
$^7_3\text{Li}$				-0.039* <sup>c</sup> 26	LX 69Ly05	$2^2\text{P}_{3/2}$		
$^7_3\text{Li}$				-0.0117*123	LX 69Is05	$3^2\text{P}_{3/2}$		$a=-0.965 20$ $b=-0.019 22$
$^7_3\text{Li}$					SE 69Wr01	$^2\text{S}_{1/2}:1,0$	803.504094 <sup>i</sup> 25	in He, Ne, Ar
$^7_3\text{Li}$				+0.00073 <sup>c</sup>	LX 71Am02	$3^2\text{P}_{3/2}$		
$^7_3\text{Li}$				-0.0013* <sup>c</sup>				
$^7_3\text{Li}$					LX 71Ha70	$2^2\text{P}_{3/2}$ $3^2\text{P}_{3/2}$		$a=-3.01 5$ $a=-0.98 4$ $b=-0.09 1$
$^8_3\text{Li}$	0.85s	2	$\pm 1.653^j$		SE 71Ot04	$^2\text{S}_{1/2}:^5/2, ^3/2$	382.542 <sup>j</sup> 15	
$^{14}_7\text{N}$					SE 59An34	$^4\text{S}_{3/2}:^5/2, ^3/2$ $^3/2, ^1/2$	26.12721 18 15.67646 12	$a=+10.45091 7$ $b=-0.00005 8$
$^{14}_7\text{N}$					SE 62Ho17	$^4\text{S}_{3/2}:^5/2, ^3/2$ $^3/2, ^1/2$	26.127288 <sup>i</sup> 40 15.676390 <sup>i</sup> 40	$a=10.450925^f 20$ $b=7^f 20\text{Hz}$
$^{14}_7\text{N}$					SE 70We11	$^4\text{S}$		$a=10.4509294^i 18$ $b=1.3\pm 5\text{Hz}$
$^{15}_7\text{N}$					SE 59An34	$^4\text{S}_{3/2}:2,1$	29.29136 16	$a=-14.64568 8$
$^{15}_7\text{N}$					SE 62Ho17	$^4\text{S}_{3/2}:2,1$	29.290902 <sup>i</sup> 40	$a=14.645441^f 20$
$^{15}_7\text{N}$					SE 62La1	$^4\text{S}_{3/2}:2,1$	29.290913 15	
$^{20}_{11}\text{Na}$	408ms	2	$\pm 0.3694^i 10$		SE 70Bo47 71Ot04	$^2\text{S}_{1/2}:^5/2, ^3/2$	276.6 <sup>i</sup> 3	$^{20}\text{Ne}(d, )$
$^{21}_{11}\text{Na}$	23s	3/2	$\pm 2.46^j 8$		SE 69Ko10 71Ot04			$^{20}\text{Ne}(d, )$
$^{23}_{11}\text{Na}$				+0.10 6	DR 54S34	$^2\text{P}_{3/2}:3,2$ 2,1	61 2 36.6 20	$a=19.5 6$ $b=2.4 14$
$^{23}_{11}\text{Na}$					OP 58A06	$^2\text{S}_{1/2}:2,1$	1771.6262 1	
$^{23}_{11}\text{Na}$				+0.13 4	DR 58K69			
$^{23}_{11}\text{Na}$					DR 60Ar9	$^2\text{D}_{5/2}$		$a<0.33$
$^{23}_{11}\text{Na}$				+0.097 13	DR 60Do1	$3^2\text{P}_{3/2}$		$a=18.5 6$ $b=2.25 40, b/a>0$
$^{23}_{11}\text{Na}$				$\pm 0.146^b 20$	DR 66Ac01	$3^2\text{P}_{3/2}$		$a=18.7 4$
$^{23}_{11}\text{Na}$				$\pm 0.145 17$		(using $a(P_{1/2})$ and $b$ )		$b=3.4 4$
$^{23}_{11}\text{Na}$				$\pm 0.138^b 25$	DR 66Ba20	$3^2\text{P}_{3/2}$		$a=18.5^{+6}_{-2}$ $b=3.2 5$
$^{23}_{11}\text{Na}$					LX 68Co21	$3^2\text{P}_{3/2}$		$a=18.5 4$ $b=3.0 6$

Table H: Nuclear Moments by Optical Double Resonance and Pumping Techniques – Con.

Nucleus	$T_{1/2}$	$I$	$\mu$	$Q$	Method Refer.	Atomic State $F, F'$	$\Delta\nu(F, F')$	Interaction Constants
$^{23}_{11}\text{Na}$ $^{23}_{11}\text{Na}$				$\pm 0.121^b$ 14 $\pm 0.097^*$ $\pm 0.114^b$ 12 $\pm 0.095^*$	OP 68Ma57 LX 68Sc12	$^2S_{1/2}:2,1$ $^3P_{3/2}$	1771.626150 <sup>p</sup> 50	$a=18.65$ 10 $b=2.82$ 30 $a=6.006\ddagger$ 30 $b=0.86\ddagger$ 9
$^{23}_{11}\text{Na}$				$+0.124^b$ 15	LX 69Ba27	$^3P_{3/2}$		$\ddagger$ Assumed $g_f=1.334$ $a=18.80\ddagger$ 15 $b=2.9\ddagger$ 3
$^{23}_{11}\text{Na}$ $^{23}_{11}\text{Na}$				$\pm 0.109^{*b}$ 3	DR 70Ha59 LX 70Ma32	$^3P_{1/2}$ $^3P_{3/2}$		$\ddagger$ Assumed $g_f=1.3344$ 4 $a=94.3$ 2 $a=19.74$ 5 $b=3.34$ 4
$^{23}_{11}\text{Na}$				$\pm 0.095^b$ 20	LX 70Sc33	$^3P_{3/2}$ $^4P_{3/2}$		$a=18.9$ 3 $b=2.4$ 3 $a=6.2$ 2 $b=1.0$ 1
$^{23}_{11}\text{Na}$				$\pm 0.102^{*c}$ 12 $\pm 0.100^{*c}$ 11	LX 71St12 (68Sc12)	$^3P_{3/2}$ $^4P_{3/2}$		
$^{27}_{13}\text{Al}$					LX 66Bu15	$^2D_{5/2}$		$a=182.1$ 15 $b=13.1$ 30, $b/a < 0$
$^{27}_{13}\text{Al}$					LX 70St26	$^2D_{5/2}$ $^2D_{3/2}$		$a=204\ddagger$ 3 $ b/a  \leq 0.2$ $a=72\ddagger$ 8 $ b/a  \leq 0.3$
$^{31}_{15}\text{P}$ $^{31}_{15}\text{P}$					SE 62La26 64Be42	$^4S_{3/2}$ $^4S_{3/2}$		$a=+55.055691^i$ 8 expect $a < 0$ , unless exchange polarization model breaks down
$^{36}_{19}\text{K}$ $^{37}_{19}\text{K}$ $^{39}_{19}\text{K}$	245ms 1.2s	2 3/2	$\pm 0.548^i$ 3 $+0.20320$ 6 $+0.40$ 2	$+0.11$ 2	SE 73Sc36 SE 71Vo03 DR 57R37	$^2S_{1/2}:2,1$ $^5P_{3/2}$	240.2672 7	$^{36}\text{Ar}(p, )$ $^{36}\text{Ar}(d, )$ $a=1.97$ 1 $b=1.7$ 3, $b/a > 0$
$^{39}_{19}\text{K}$ $^{39}_{19}\text{K}$ $^{39}_{19}\text{K}$ $^{39}_{19}\text{K}$					OP 60Bl15 DR 61Fo11 LX 67Ba64 LX 68Sc09	$^2S_{1/2}:2,1$ $^5P_{1/2}$ $^4P_{3/2}$	461.719690 30	$a=8.99$ 15 $a=6.0$ 1 $b=2.9$ 2 $a=1.95$ 5 $b=0.92$ 10
$^{39}_{19}\text{K}$				$\pm 0.053^*$ 8 $\pm 0.057$ 4 $\pm 0.0625^b$ 24	LX 69Ne03	$^5P_{3/2}$ $^4P_{3/2}$		$a=6.13$ 5 $b=2.72$ 12 $a=1.97$ 2 $b=0.85$ 3
$^{39}_{19}\text{K}$				$+0.053^{*c}$ $+0.053^{*c}$	LX 70Fi17 (69Ne03)	$^4P_{3/2}$ $^5P_{3/2}$		
$^{39}_{15}\text{K}$ $^{39}_{15}\text{K}$				$+0.049^{*c}$ 4	DR 71Ch61 (68Sc09)	$^6S_{1/2}:2,1$	45.8 2	
$^{40}_{19}\text{K}$	1.3Gy			$-0.093^E$ 25 $-0.078^{E1}$ 25	DR 62Bu10	$^5P_{3/2}:^{11}/_2, ^9/_2$ $^7/_2, ^5/_2$	7.68 30 14.38 12	$a=-2.45$ 5 $b=-1.31$ 33
$^{40}_{19}\text{K}$	1.3Gy			$-0.07^{*bE}$	LX 68Ne05	$^4P_{3/2}$ $^5P_{3/2}$		$a=-7.59$ 6 $b=-3.5$ 5 $a=-2.45$ 2 $b=-1.1$ 2

Table H: Nuclear Moments by Optical Double Resonance and Pumping Techniques— Con.

Nucleus	$T_{1/2}$	$I$	$\mu$	$Q$	Method Refer.	Atomic State $F, F'$	$\Delta\nu(F, F')$	Interaction Constants
$^{40}_{19}\text{K}$	1.3Gy			-0.068* <sup>c</sup>	LX 70Fi17	$4^2\text{P}_{3/2}$	254.013870 35	$a=3.40\ 8$ $b=3.34\ 24$ $a=1.08\ 2$ $b=1.06\ 4$
$^{40}_{19}\text{K}$	1.3Gy			-0.069* <sup>c</sup>	(68Ne05)	$5^2\text{P}_{3/2}$		
$^{40}_{19}\text{K}$				-0.067* <sup>c</sup> 10	LX 71St12	$4^2\text{P}_{3/2}$		
$^{41}_{19}\text{K}$				-0.067* <sup>c</sup> 12	(68Ne05)	$5^2\text{P}_{3/2}$		
$^{41}_{19}\text{K}$				$\pm 0.0761^b$ 36	OP 60Bl15	$2^2\text{S}_{1/2}; 2, 1$		
$^{41}_{19}\text{K}$				$\pm 0.0760^b$ 15	LX 69Ne03	$4^2\text{P}_{3/2}$		
$^{41}_{19}\text{K}$						$5^2\text{P}_{3/2}$		
$^{41}_{19}\text{K}$				+0.065* <sup>c</sup> ‡	LX 70Fi17			
$^{41}_{19}\text{K}$				+0.060* <sup>c</sup> ‡ 5	LX 71St12			
$^{43}_{20}\text{Ca}$				$< \pm 0.23$	LX 69Kl03	$1^1\text{P}_1$		$a=-15.3\ 4$ $b < \pm 12$
$^{53}_{24}\text{Cr}$					DR 66Bu01	$7^1\text{P}_4(3d^5 4p)$ $7^1\text{P}_3(3d^5 4p)$ $7^1\text{P}_2(3d^5 4p)$ $7^1\text{P}_3(3d^4 4s 4p)$		$a=11.60\ 15$ $a \leq 1.5\ 20$ $a=26.16\ 10$ $a=70.4\ 26$
$^{55}_{25}\text{Mn}$				$\pm 0.40\ 2$	LX 69Ha22	$z^6\text{P}_{7/2}$		$a=429.059^f\ 43$ $b=63.86^f\ 90$ $c=0.030^f\ 59$ $a=467.410^f\ 13$ $b=-73.46^f\ 19$ $c=-0.029^f\ 26$
						$z^6\text{P}_{5/2}$		$a=571.85\ 80$ $b=11.5\ 56$
$^{55}_{25}\text{Mn}$					SE 71Da36	$6^1\text{S}_{5/2}$		$a=-72.420836^p\ 15$ $b=-19031^p\ 17\text{Hz}$ $c=-0.7^p\ 10\text{Hz}$ $d < 0.25; e < 0.02\text{Hz}$
$^{63}_{29}\text{Cu}$				negative	LX 66Bu14	$2^1\text{P}_{3/2}$		$a=195\ 2$ $b=41\ 8, b/a < 0$
$^{63}_{29}\text{Cu}$				-0.25	LX 66Ne05	$2^1\text{P}_{3/2}$ (using $a(^2\text{P}_{1/2})$ and $b$ )		$a=+194.72\ 15$ $b=-28.8\ 6$
$^{63}_{29}\text{Cu}$					LX 67Bu10	$4^1\text{P}_{3/2}$		$a=+2140.0\ 23$ $b=-37.9\ 2$
$^{63}_{29}\text{Cu}$				-0.315‡ 12 -0.235† 10	LX 68Bu16	$2^1\text{P}_{3/2}$		$a=195.23\ 25$ $b=28.75\ 70$ $b/a < 0$
								$\ddagger$ Used $\langle r^{-3} \rangle = 1.29 a_0^{-3}$ $\ddagger$ From D-levels, with corrections
$^{63}_{29}\text{Cu}$				-0.211* <sup>cl</sup> 4	69St24			
$^{63}_{29}\text{Cu}$				-0.210*‡ 4	LX 70Fi17			$\ddagger$ Using $Q^{63}/Q^{65}=1.0805$
$^{65}_{29}\text{Cu}$					LX 66Bu14	$2^1\text{P}_{3/2}$		$a=210\ 2$ $b=35\ 8, b/a < 0$
$^{65}_{29}\text{Cu}$				-0.22	LX 66Ne05	$2^1\text{P}_{3/2}$ (using $a(^2\text{P}_{1/2})$ and $b$ )		$a=+208.57\ 15$ $b=-25.9\ 6$
$^{65}_{29}\text{Cu}$					LX 67Bu10	$4^1\text{P}_{3/2}$		$a=+2292.3\ 25$ $b=-35.0\ 2$
$^{65}_{29}\text{Cu}$				-0.161 <sup>c</sup> 3 or -0.196* <sup>c</sup> 4 -0.228 <sup>c</sup> 5 or -0.194* <sup>c</sup> 4 ave -0.195* 4	67St29 (67Fi02) (LX 67Bu10)	$2^1\text{D}_{5/2}$ (atomic spectra) $2^1\text{P}_{3/2}$		
$^{65}_{29}\text{Cu}$				-0.194* <sup>c</sup> 4	LX 70Fi17 (66Ne05)	$4^2\text{P}_{3/2}$		



Table H: Nuclear Moments by Optical Double Resonance and Pumping Techniques — Con.

Nucleus	$T_{1/2}$	$I$	$\mu$	$Q$	Method Refer.	Atomic State $F, F'$	$\Delta\nu(F, F')$	Interaction Constants
$^{63}_{30}\text{Zn}$	38m	3/2	-0.28156* 5	+0.29 <sup>1</sup> 3	DR 69La05	$^3P_1$		$a = -326.57^f 4$ $b = -34.46^f 3$ $Q^{63}/Q^{67} = 1.8347 13$
$^{65}_{30}\text{Zn}$	245d	5/2	+0.7692 2	-0.024 2	DR 64By01	$^3P_1: ^7/2, ^5/2$ $^5/2, ^3/2$	1875.475 6 1334.123 6	$a = +535.163^f 2$ $b = +2.870^f 5$ $Q^{65}/Q^{67} = -0.1528 3$
$^{65}_{30}\text{Zn}$	245d				LX 64La08	$^3P_1$		$b = +2.867^f \ddagger 12$ $Q^{65}/Q^{67} = -0.1527 8$
$^{67}_{30}\text{Zn}$				+0.18 2	DR 57Bl10	$^3P_1: ^7/2, ^5/2$ $^5/2, ^3/2$	2111.13 12 1551.54 10	$a = 608.99 5$ $b = -19.37 9$
$^{67}_{30}\text{Zn}$					DR 62Lu04	$^3P_1$		$a = 609.15^{cf}$ $b = -18.8^{cf}$
$^{67}_{30}\text{Zn}$					DR 64By01	$^3P_1: ^7/2, ^5/2$ $^5/2, ^3/2$	2111.300 3 1551.565 4	$a = 609.086^f 2$ $b = -18.782^f 8$
$^{67}_{30}\text{Zn}$					LX 64La08	$^3P_1$		$b = -18.770^f \ddagger 12$
$^{67}_{30}\text{Zn}$			$\pm 0.87524 11$		OP 67Sp04	( $^{67}\text{Zn}$ vapor; mineral oil)		$\ddagger$ Used $a$ -value of 64By01 $\nu^{67}/\nu(^1\text{H}) =$ 0.0625241 6
$^{67}_{30}\text{Zn}$			$\pm 0.87524 11$		OP 67Sp11	( $^{67}\text{Zn} + ^{111}\text{Cd}$ cell)		$\nu^{67}/\nu(^{111}\text{Cd}) =$ 0.295228 2
$^{67}_{30}\text{Zn}$				+0.150 <sup>c</sup> 15	DR 69La05	$^3P_{2,1}$		
$^{85}_{37}\text{Rb}$				+0.295 20	DR 55Me07	$6^2P_{3/2}: 4, 3$ 3, 2 2, 1	39.35 15 20.67 20 9.79 20	$a = 8.16 6$ $b = 8.40 40$
$^{85}_{37}\text{Rb}$					DR 61Bu02	$6^2P_{3/2}: 4, 3$ 3, 2 2, 1	39.275 48 20.812 61 9.824	$a = 8.178 9$ $b = 8.199 40$
$^{85}_{37}\text{Rb}$				$\pm 0.298^{bE} 1$ or $\pm 0.247^{*bE}$ $\pm 0.283^{bE} 8$ or $\pm 0.254^{*E}$	DR 65Sc08	$5^2P_{3/2}$  $6^2P_{3/2}$  (from $b$ and fine structure separation)		$a = 25.029 16$ $b = 26.032 70$ $a = 8.25 10$ $b = 8.16 20$
$^{85}_{37}\text{Rb}$					LX 66Bu17	$6^2P_{3/2}$		$a = 8.163 \ddagger 4$ $b = 8.19 \ddagger 3$
$^{85}_{37}\text{Rb}$			+1.3524 2		OP 67Ba47	$^2S_{1/2}$		$\ddagger$ Assumed $g_F = 1.334$ $g_I/g_J =$ $-1.46648 \times 10^{-4} 8$
$^{85}_{37}\text{Rb}$				+0.316 7 or +0.267* 6	DR 68Bu06	$7^2P_{3/2}: 4, 3$	17.78 4	$a = 3.71 1$ $b = 3.68 8$
$^{85}_{37}\text{Rb}$					DR 68Fe01	$7^2P_{1/2}: 3, 2$	52.95 6	$a = 17.65 2$
$^{85}_{37}\text{Rb}$			$\pm 1.3524 2$		OP 68Wh01			$g_I/g_J =$ $1.4664908 \times 10^{-4*} 30$ $g^{85}/g^{87} =$ 0.2950736 7
$^{85}_{37}\text{Rb}$				+0.316 20 or +0.270* 17	DR 68Zu01	$8^2P_{3/2}: 4, 3$	9.55 6	$a = 1.99 \ddagger 2$ $b = 1.98 \ddagger 12$
$^{85}_{37}\text{Rb}$								$\ddagger$ Used known $\mu$ - and $Q$ -ratios to determine $a$ and $b$ from $\Delta\nu$
$^{85}_{37}\text{Rb}$				$\pm 0.330^{op}$ $\pm 0.317^{op}$	DR 68Zu03 (65Sc08)	$5^2P_{3/2}$ $6^2P_{3/2}$		
$^{85}_{37}\text{Rb}$				+0.260* $\ddagger$ 2	70Fi17			$\ddagger$ Using $Q^{85}/Q^{87} = 2.0669$
$^{85}_{37}\text{Rb}$					DR 71Ch61	$7^2S_{1/2}: 3, 2$	271 15	
$^{85}_{37}\text{Rb}$				+0.263* $\ddagger$ 2	71St12			$\ddagger$ Using $Q^{85}/Q^{87} = 2.0669$
$^{85}_{37}\text{Rb}$					DR 72Ch57	$5^2D_{3/2}$		$a = 8^p 3$
$^{85}_{37}\text{Rb}$					DR 72Gu26	$7^2S_{1/2}: 3, 2$	278 <sup>p</sup> 5	

Table H: Nuclear Moments by Optical Double Resonance and Pumping Techniques – Con.

Nucleus	$T_{1/2}$	$I$	$\mu$	$Q$	Method Refer.	Atomic State $F, F'$	$\Delta\nu(F, F')$	Interaction Constants
$^{87}_{37}\text{Rb}$	47Gy			+0.143 10	DR 55Me07	$6^2P_{3/2}:3,2$	86.95	$a=27.63\pm 10$ $b=4.06\pm 20$ ‡Used known ratios $g^{87}/g^{85}=3.388$ and $b^{85}/b^{87}=2.0669$
$^{87}_{37}\text{Rb}$	47Gy				OP 58B99	$2S_{1/2}:2,1$	6834.682608 7	
$^{87}_{37}\text{Rb}$	47Gy				DR 61Bu02	$6^2P_{3/2}:3,2$ 2,1 1,0	87.122 43 51.418 31 23.696 97	$a=27.707 15$ $b=4.000 39$
$^{87}_{37}\text{Rb}$	47Gy				OP 61Ca22	$2S_{1/2}:2,1$	6834.682590 70	
$^{87}_{37}\text{Rb}$	47Gy				DR 63Bu13	$5^2P_{3/2}:3,2$ 2,1 1,0	267.17 15 157.09 10 72.25 20	$a=84.853 30$ $b=12.611 70$
$^{87}_{37}\text{Rb}$	47Gy			$\pm 0.144^{bE} 1$ or $0.120^{*bE}$ $\pm 0.137^{bE} 4$	DR 65Sc08	$5^2P_{3/2}$  $6^2P_{3/2}$		$a=84.852 30$ $b=12.611 70$ ( $a=27.96 35$ ) $b=3.95 10$
$^{87}_{37}\text{Rb}$	47Gy			$\pm 0.123^{*E}$ $+0.138^E 1$ $+0.114^{*E} 1$	DR 65Zu01	(from $b$ and fine structure separation) $6^2P_{3/2}:3,2$ 2,1 1,0	87.04 3 51.46 2 23.75 6	$a=27.70 2$ $b=3.94 4$
$^{87}_{37}\text{Rb}$	47Gy				LX 66Bu17	$6^2P_{3/2}$		$a=27.61\pm 4$ $b=3.91\pm 7$ ‡Assumed $g_f=1.334$
$^{87}_{37}\text{Rb}$	47Gy		+2.7500 5		OP 67Ba47	$2S_{1/2}$		$g_I/g_J=$ $-4.96997\times 10^{-4} 9$
$^{87}_{37}\text{Rb}$	47Gy			+0.147 2 or +0.124* 2	DR 68Bu06	$7^2P_{3/2}:3,2$ 2,1 1,0	39.43 2 23.43 3 10.87 4	$a=12.57 1$ $b=1.71 3$
$^{87}_{37}\text{Rb}$	47Gy		$\pm 2.7499 5$		OP 68Wh01			$g_I/g_J=$ $4.9699147\times 10^{-4*} 50$
$^{87}_{37}\text{Rb}$	47Gy			+0.153 9 or +0.131* 8	DR 68Zu01	$8^2P_{3/2}:3,2$	21.20 4	$a=6.75\pm 3$ $b=0.96\pm 6$ ‡Used known $\mu^-$ and $Q^-$ -ratios to determine $a$ and $b$ from $\Delta\nu$
$^{87}_{37}\text{Rb}$	47Gy			$\pm 0.160^{cp}$ $\pm 0.153^{cp}$	DR 68Zu03 (65Sc08)	$5^2P_{3/2}$ $6^2P_{3/2}$		
$^{87}_{37}\text{Rb}$	47Gy				70Fi17			
$^{87}_{37}\text{Rb}$	47Gy			+0.126* <sup>c</sup> 1 +0.126* <sup>c</sup> 1 +0.124* <sup>c</sup> 2	DR (65Sc08) DR (65Zu01) DR (68Bu06)	$5^2P_{3/2}$ $6^2P_{3/2}$ $7^2P_{3/2}$		
$^{87}_{37}\text{Rb}$	47Gy				DR 71Ch61	$7^2S_{1/2}:2,1$	565 40	
$^{87}_{37}\text{Rb}$	47Gy			+0.127* $\dagger$ 1 $\pm 0.127^{*c} 1$ $\pm 0.127^{*c} 1$ $\pm 0.123^{*c} 2$ $\pm 0.129^{*c} 8$	71St12 DR (65Sc08) DR (65Zu01) DR (68Bu06) DR (68Zu01)	$5^2P_{3/2}$ $6^2P_{3/2}$ $7^2P_{3/2}$ $8^2P_{3/2}$		‡Average value
$^{87}_{37}\text{Rb}$	47Gy				DR 72Ch57	$5^2D_{3/2}$		$a=23^p 5$
$^{87}_{37}\text{Rb}$	47Gy				DR 72Gu26	$7^2S_{1/2}:2,1$	623 <sup>p</sup> 7	
$^{87}_{38}\text{Sr}$				$\pm 0.36 3$	DR 63Zu04	$5^3P_{1:11/2, 9/2}$ $9/2, 7/2$	1463.149 6 130.264 6	$a=-\dagger 260.084 2$ $b=-\dagger 35.658 6$ ‡Sign from optical spectro- scopy data
$^{89}_{39}\text{Y}$					LX 70Be59	$z^2F_{5/2}$ $z^2F_{7/2}$	For $g_f=0.854$ For $g_f=1.148$	$a=23.8 4$ $a=84.08 1$

Table H: Nuclear Moments by Optical Double Resonance and Pumping Techniques—Con.

Nucleus	$T_{1/2}$	$I$	$\mu$	$Q$	Method Refer.	Atomic State $F, F'$	$\Delta\nu(F, F')$	Interaction Constants
$^{105}_{46}\text{Pd}$					LX 68Bu04	$^3P_1$		$a=132.6$ $b/a=-1.15$
$^{107}_{47}\text{Ag}$ $^{109}_{47}\text{Ag}$					LX 66Bu18 LX 72Mo48	$^2P_{3/2}$ $5^2P_{3/2}$		$a=28.4$ $a=36.4$
$^{105}_{48}\text{Cd}$	5.5m	5/2	$-0.7385^* 2$	$+0.43^1 4$	DR 69La06	$^3P_1$		$a=-1025.9^f 2$ $b=-103.9^f 3$
$^{107}_{48}\text{Cd}$	6.7h	5/2	$-0.6155^* 8$	$+0.77^{cl} 10$	DR 63By02	$^3P_1$		$a=-854.2 10$ $b=-166.3$
$^{107}_{48}\text{Cd}$	6.7h		$-0.61447^* 15$	$+0.68^{cl} 7$	LX 63Th06 69La06	$^3P_1$		$a=-853.543^f 6$ $b=-163.279^f 5$
$^{107}_{48}\text{Cd}$	6.7h		$\pm 0.61444 15$		OP 66Mc17 68Mc20	(Cd vapor; mineral oil) ( $^{107}\text{Cd} + ^{111}\text{Cd}$ cell)		$\nu/\nu(^1\text{H})=$ 0.0437924 20 $\nu/\nu(^{111}\text{Cd})=$ 0.20678100 22
$^{109}_{48}\text{Cd}$	470d	5/2	$-0.8276^* 15$	$+0.78 10$	DR 63Mc11	$^3P_1$		$a=-1148.6 20$ $b=-167.3 20$
$^{109}_{48}\text{Cd}$	470d				LX 63Th06	$^3P_1$		$a=-1148.784^f 7$ $b=-165.143^f 5$
$^{109}_{48}\text{Cd}$	470d		$\pm 0.82701 20$		OP 66Mc17 68Mc20	(Cd vapor; mineral oil) ( $^{109}\text{Cd} + ^{111}\text{Cd}$ cell)		$\nu/\nu(^1\text{H})=$ 0.0589435 20 $\nu/\nu(^{111}\text{Cd})=$ 0.27832106 28
$^{109}_{48}\text{Cd}$	470d		$\pm 0.82701 20$		OP 68Le08	( $^{111}\text{Cd} + ^{109}\text{Cd}$ cell)		$\nu^{111}/\nu^{109}=$ 3.5929795 20
$^{109}_{48}\text{Cd}$ $^{111}_{48}\text{Cd}$ $^{111}_{48}\text{Cd}$ $^{111}_{48}\text{Cd}$ $^{111}_{48}\text{Cd}$	470d			$+0.69^c 7$	69La06 DR 62La24 DR 63La12 LX 64Lu04	$^3P_1$ $^3P_1; ^3/2, ^1/2$ $^3P_1$ $^1P_1$	6185.72 2	$a=-4123.81 1$ $a=\pm 186.4$ $\nu/\nu(^{199}\text{Hg})=$ 1.1879850 5 $\nu/\nu(^1\text{H})=$ 0.2117831 6
$^{111}_{48}\text{Cd}$			$\pm 0.59429 14$		OP 66Le21	( $^{111}\text{Cd} + ^{199}\text{Hg}$ cell)		$a=-697.1^f 2$ $b=+202.3^f 5$
$^{111}_{48}\text{Cd}$			$\pm 0.59429 14$		OP 66Mc16 68Mc20	(Cd vapor; mineral oil)		$\nu/\nu(^1\text{H})=$ 0.221543 2 $\nu^{113}/\nu^{111}=$ 1.0460840 2
$^{111}_{48}\text{Cd}$ $^{111m}_{48}\text{Cd}$	49m	11/2	$-1.1040^* 4$	$-0.85^1 9$	OP 69Le10 DR 69La06	$5^1P_1$ $^3P_1$		$a$ positive $a=-697.1^f 2$ $b=+202.3^f 5$
$^{113}_{48}\text{Cd}$ $^{113}_{48}\text{Cd}$	$>3\text{Jy}$ $>3\text{Jy}$		$\pm 0.62167 15$		DR 62La24 OP 67Le22	$^3P_1; ^3/2, ^1/2$ ( $^{111}\text{Cd} + ^{113}\text{Cd}$ cell)	6470.79 2	$\nu^{113}/\nu^{111}=$ 1.0460840 2 $\nu/\nu(^1\text{H})=$ 0.221543 2 $\nu^{113}/\nu^{111}=$ 1.04608417 24
$^{113}_{48}\text{Cd}$	$>3\text{Jy}$		$\pm 0.62167 15$		OP 66Mc16 68Mc20	(Cd vapor; mineral oil)		$a=-657.6 6$ $b=+131.6$ $\nu^{115m}/\nu^{111}=$ 0.15908842 6
$^{113}_{48}\text{Cd}$	14y	11/2	$-1.0875^* 3$	$-0.71^1 7$	DR 64By03 69La06	$^3P_1; ^{13}/2, ^{11}/2$ $^{11}/2, ^9/2$	4310.572 5 3949.625 7	$a=-686.0425^f 8$ $b=+169.047^f 9$ $\nu^{113m}/\nu^{111}=$ 0.16623263 10
$^{113m}_{48}\text{Cd}$	14y		$-1.0867 3$		OP 69Ch07	( $^{113}\text{Cd} + ^{111}\text{Cd}$ cell)		$a=-4484.2$ $\nu^{115}/\nu^{111}=$ 1.0900002 12
$^{115}_{48}\text{Cd}$ $^{115}_{48}\text{Cd}$	2.3d 2.3d	1/2	$-0.6462 3$ $-0.64777 15$		DR 64Mc06 OP 69Ch07	$^3P_1$ ( $^{115}\text{Cd} + ^{111}\text{Cd}$ cell)		$a=-657.6 6$ $b=+131.6$ $\nu^{115m}/\nu^{111}=$ 0.15908842 6
$^{115m}_{48}\text{Cd}$	43d	11/2	$-1.0424^* 10$	$-0.55^1 6$	DR 64Mc06 69La06	$^3P_1$		$a=-657.6 6$ $b=+131.6$ $\nu^{115m}/\nu^{111}=$ 0.15908842 6
$^{115m}_{48}\text{Cd}$	43d		$-1.0400 25$		OP 69Ch07	( $^{115}\text{Cd} + ^{111}\text{Cd}$ cell)		

Table H: Nuclear Moments by Optical Double Resonance and Pumping Techniques—Con.

Nucleus	$T_{1/2}$	$I$	$\mu$	$Q$	Method Refer.	Atomic State $F, F'$	$\Delta\nu(F, F')$	Interaction Constants
$^{113}_{49}\text{In}$ and $^{115}_{49}\text{In}$					LX 69Br09	$5^2D_{3/2}$ $6^2D_{3/2}$		$a = \pm 64.5 \pm 10$ $b/a = -0.59 \pm 17$ $a = \pm 72.1 \pm 3$ $b/a = -0.47 \pm 5$
$^{113}_{49}\text{In}$ and $^{115}_{49}\text{In}$					LX 70Zi06	$5^2D_{5/2}$	‡ Assumed $g_f = 0.8$ For $g_f = 1.2$	$a = 148 \pm 8$ $b/a \leq 0.3$ $\beta \pm = 1.9 \pm 4$
$^{117}_{50}\text{Sn}$					LX 67Br24	$3P_1^o$		$a^{117}/a^{119} = 0.9555 \pm 3$
$^{129}_{54}\text{Xe}$ $^{129}_{54}\text{Xe}$ $^{131}_{54}\text{Xe}$			$\pm 0.6913 \pm 23$		EI 69Jo26 LX 69Le02 ‡ 67Ha33	$5d[7/2]_4$ $5d[5/2]_2^o$		$a = -583.571 \pm 2$ $a = 829.5 \pm 8$
								‡ "Electron-pumping." NMR ob- served by change in radiation when aligned nuclei bombarded by electrons
$^{131}_{55}\text{Cs}$	10d			$-0.572 \pm 10$	LX 68Ac01	$6^2P_{3/2}$		$a = +96.54 \pm 30$ $b = -91.6 \pm 16$
$^{131}_{55}\text{Cs}$	10d			$-0.691 \pm 9$ $-0.57 \pm 1$	DR 69Sc15	$7^2P_{3/2}; 4, 3$ 3, 2 2, 1	104.0 $\pm$ 2 108 86.4 $\pm$ 3	$a = +31.73 \pm 6$ $b = -28.63 \pm 35$
$^{131}_{55}\text{Cs}$	10d			$-0.575 \pm 6$ $-0.583 \pm 10$ $-0.570 \pm 8$	71St12 LX (68Ac01) LX (68Ac01)	$6^2P_{3/2}$ $7^2P_{3/2}$		
$^{132}_{55}\text{Cs}$	6.2d			$+0.459 \pm 10$	LX 68Ac01	$6^2P_{3/2}$		$a = +75.75 \pm 60$ $b = +73.35 \pm 160$
$^{132}_{55}\text{Cs}$	6.2d		$+2.22 \pm 1$	$+0.570 \pm 15$ $+0.47 \pm 1$	DR 69Sc15	$7^2P_{3/2}; 7/2, 5/2$ $5/2, 3/2$ $3/2, 1/2$	108.30 $\pm$ 30 47.75 $\pm$ 40 17.00 $\pm$ 50	$a = +25.03 \pm 12$ $b = +23.60 \pm 60$
$^{132}_{55}\text{Cs}$	6.2d			$+0.469 \pm 10$ $+0.468 \pm 10$ $+0.474 \pm 30$	71St12 LX (68Ac01) LX (68Ac01)	$6^2P_{3/2}$ $7^2P_{3/2}$		
$^{133}_{55}\text{Cs}$				$-0.003 \pm 2$	DR 55A56	$7^2P_{3/2}; 5, 4$ 4, 3 3, 2	82.85 $\pm$ 5 66.45 $\pm$ 5 49.90 $\pm$ 5	$a = 16.60 \pm 1$ $b = -0.11 \pm 8$
$^{133}_{55}\text{Cs}$ $^{133}_{55}\text{Cs}$				$-0.0036 \pm 13$	DR 58Bu05 DR 59Bu93	$7^2P_{1/2}; 4, 3$ $7^2P_{3/2}; 5, 4$ 4, 3 3, 2	400.8 $\pm$ 1 82.93 $\pm$ 3 66.42 $\pm$ 5 49.94 $\pm$ 3	
$^{133}_{55}\text{Cs}$				$-0.0024 \pm 20$	DR 62Bu30	$8^2P_{3/2}; 5, 4$ 4, 3 3, 2	38.093 $\pm$ 30 30.502 $\pm$ 130 22.912 $\pm$ 30	$a = 7.626 \pm 5$ $b = -0.049 \pm 42$
$^{133}_{55}\text{Cs}$					DR 64Fa11	$7^2P_{3/2}; 3, 2$ $8^2P_{3/2}; 5, 4$ 4, 3 3, 2	49.81 $\pm$ 3 37.82 $\pm$ 5 30.32 22.85 $\pm$ 3	$a = +7.58 \pm 1$ $b = -0.14 \pm 5$
$^{133}_{55}\text{Cs}$			$\pm 2.5780 \pm 7$		OP 68Ha01			$g_I/g_J =$ $1.9917398 \times 10^{-4} \pm 26$
$^{133}_{55}\text{Cs}$				$-0.0028 \pm$	LX 69Sv01	$6^2P_{3/2}$	For $g_f = 1.345$	$a = 50.72 \pm 3$ $b = -0.38 \pm 18$
				$-0.0032 \pm$		$7^2P_{3/2}$	For $g_f = 1.3349$	$a = 16.610 \pm 6$ $b = -0.15 \pm 3$
				$-0.0030 \pm 6$			‡ Average	

Table H: Nuclear Moments by Optical Double Resonance and Pumping Techniques—Con.

Nucleus	$T_{1/2}$	$I$	$\mu$	$Q$	Method Refer.	Atomic State $F, F'$	$\Delta\nu(F, F')$	Interaction Constants
$^{133}_{55}\text{Cs}$					LX 69Vi03	$6^2P_{3/2}$	For $g = 1.3341\ 3$	$a=50.45\ 8$ $b=-0.66\ 72$
$^{133}_{55}\text{Cs}$					DR 71Ch61	$8^2S_{1/2}; 4, 3$	684 50	
$^{133}_{55}\text{Cs}$				$-0.0030^* \ 11$	DR 71St12 (59Bu93)	$7^2P_{3/2}$		
$^{134}_{55}\text{Cs}$	2.1y			$+0.436\ 3$ $+0.356^* \ 2$	DR 68He07	$7^2P_{3/2}; ^{11/2, 9/2}$ $^9/2, ^7/2$ $^7/2, ^5/2$	105.10 6 72.0 15 46.56 13	$a=+16.851\ 16$ $b=+18.07\ 12$
$^{134}_{55}\text{Cs}$	2.1y			$+0.427\ 11$ $+0.355^* \ 11$	DR 68Kn01	$8^2P_{3/2}; ^{11/2, 9/2}$	47.84 12	$(a=7.69)$ $b=8.06\ 20$
$^{134}_{55}\text{Cs}$	2.1y			$+0.455\ 3$	DR 69Zu04	$6^2P_{3/2}$		
$^{134}_{55}\text{Cs}$	2.1y			$+0.360^* \ 3$	DR (69Zu04)	$6^2P_{3/2}$		
$^{134}_{55}\text{Cs}$	2.1y			$+0.356^* \ 2$	DR (68He07)	$7^2P_{3/2}$		
$^{134}_{55}\text{Cs}$	2.1y			$+0.355^* \ 7$	DR (68Kn01)	$8^2P_{3/2}$		
$^{134}_{55}\text{Cs}$	2.1y			$+0.364^* \ 2$ $+0.367^* \ 3$ $+0.361^* \ 3$ $+0.359^* \ 7$	71St12 (70Fi17) DR (68He07) DR (68Kn01)	$6^2P_{3/2}$ $7^2P_{3/2}$ $8^2P_{3/2}$	‡Weighted average	
$^{135}_{55}\text{Cs}$	2My			$+0.049\ 2$	DR 59Bu93	$2^2P_{3/2}; 5, 4$	89.42 5	$(a=17.57 \ 1)$ $b=+2.19\ 9$
$^{135}_{55}\text{Cs}$	2My			$+0.0536^*$	LX 69Sv01	$6^2P_{3/2}$	For $g = 1.345$	$a=53.64\ 4$ $b=7.41\ 32$
$^{135}_{55}\text{Cs}$	2My			$+0.0495^*$		$7^2P_{3/2}$	For $g = 1.3349$	$a=17.570\ 6$ $b=2.35\ 7$
$^{135}_{55}\text{Cs}$	2My			$+0.052^* \ 5$ $+0.044^* \ 1 \ 2$	DR 71St12	$7^2P_{3/2}$	‡Average ‡Based on $Q^* \ ^{134}$ , weighted average, and $b$ -values of 59Bu93, 68He07	
$^{137}_{55}\text{Cs}$	30y			$+0.050\ 2$	DR 59Bu93	$2^2P_{3/2}; 5, 4$	92.99 5	$(a=18.28 \ 1)$ $b=+2.23\ 9$
$^{137}_{55}\text{Cs}$	30y			$+0.0545^*$	LX 69Sv01	$6^2P_{3/2}$	For $g = 1.345$	$a=55.80\ 4$ $b=7.54\ 20$
$^{137}_{55}\text{Cs}$	30y			$+0.0499^*$		$7^2P_{3/2}$	For $g = 1.3349$	$a=18.274\ 6$ $b=2.37\ 4$
$^{137}_{55}\text{Cs}$	30y			$+0.052^* \ 5$ $+0.045^* \ 1 \ 2$	DR 71St12		‡Average ‡Based on $Q^* \ ^{134}$ , weighted average, and $b$ -values of 59Bu93, 68He07	
$^{135}_{56}\text{Ba}$				$+0.18\ 2$	DR 63Zu05	$3^2P_{1/2}; ^5/2, ^3/2$ $^3/2, ^1/2$	2536.94 6 1603.39 2	$a=1028.31\ 2$ $b=-27.08\ 2$
$^{135}_{56}\text{Ba}$			$\pm 0.83651\ 26$		OP 66Ol02	$1^1S_0$		
$^{135}_{56}\text{Ba}$					LX 68Op01	$3^2P_1$		$b/a=-0.02636\ 13$
$^{135}_{56}\text{Ba}$					OP 70Vo08	$6^2S_{1/2}$		$a=3591.6706\ 3$
$^{137}_{56}\text{Ba}$				$+0.28\ 3$	DR 63Zu05	$3^2P_{1/2}; ^5/2, ^3/2$ $^3/2, ^1/2$	2824.46 6 1819.50 2	$a=1150.59\ 2$ $b=-41.61\ 2$
$^{137}_{56}\text{Ba}$				$\pm 0.20$	LX 64Lu09	$1^1P_1$		$a=-113.2\ 10$ $(b=58.2 \ 1)$

‡From atomic spectroscopy data

Table H: Nuclear Moments by Optical Double Resonance and Pumping Techniques—Con.

Nucleus	$T_{1/2}$	$I$	$\mu$	$Q$	Method Refer.	Atomic State $F, F'$	$\Delta\nu(F, F')$	Interaction Constants
$^{137}_{56}\text{Ba}$			$\pm 0.93573\ 28$		OP 66O102	$^1S_0$		$\nu^{137}/\nu^{135} =$ 1.11862 3
$^{137}_{56}\text{Ba}$ $^{137}_{56}\text{Ba}^+$					LX 68Op01 OP 70Vo08	$^3P_1$ $6^2S_{1/2}$		$b/a = -0.03621\ 13$ $a = 4018.8711\ 4$
$^{139}_{57}\text{La}$					LX 70He26	$y^2D_{3/2}$ $y^2D_{5/2}$	For $g\ \bar{f} = 0.802$ For $g\ \bar{f} = 1.186$	$a = 143.18\ 11$ $b = 1.27\ 37$ $a = 63.41\ 21$ $b = -13.3\ 14$
$^{139}_{57}\text{La}$					LX 70He20	$z^2F_{5/2}$ $z^2F_{7/2}$	For $g\ \bar{f} = 0.9054$ For $g\ \bar{f} = 1.195$	$a = 410.8\ 10$ $b = 52.87\ 39$ $b/a = +0.1287\ 2$ $a = 146.11\ 25$ $b = 50.7\ 19$ $b/a = +0.347\ 8$
$^{147}_{62}\text{Sm}$					LX 69Ha60	$^5F_1(4f^5 5d 6s^2)$ $^7D_1(4f^6 6s 6p)$		$a \sim -297^P$ $a \sim +267^P$
$^{169}_{69}\text{Tm}$					LX 69Ha60	$J = 9/2$ $J = 7/2$		$a = -333.9^P\ 31$ $a = -360.7^P\ 31$
$^{171}_{70}\text{Yb}$					LX 67Bu06	$^3P_1$		$a^{171}/a^{173} =$ $-3.6174\ 2$
$^{171}_{70}\text{Yb}$ $^{171}_{70}\text{Yb}$			$\pm 0.49188\ 20$		OP 67O101 LX 69Ba48 DR	$^1S_0$ $^3P_1(6s 6p)$		$a = 3959.1\ 14$ $a^{171}/a^{173} = 3.6166\ 3$
$^{171}_{70}\text{Yb}$ $^{171}_{70}\text{Yb}$					LX 69Bu06 LX 70Bu11	$^1P_1$ $^3P_1(4f^{14} 6s 6p)$		$a/g\ \bar{f} = 206.0\ 16$ $a^{171}/a^{173} =$ 3.61650 5 $a^{171}/a^{173} = 3.6329\ 5$
$^{171}_{70}\text{Yb}$ $^{173}_{70}\text{Yb}$			$\pm 0.67755\ 27$		DR 70Wa07 OP 67O101	$^3P_1: ^3/2, ^1/2$ $^1S_0$	5936.739 30	$a = 3958.228\ 60$ $\mu^{173}/\mu^{171} =$ 1.37748 6
$^{173}_{70}\text{Yb}$					LX 69Ba48 DR	$^3P_1(6s 6p)$		$a = -1094.7\ 6$ $b = -826.9\ 9$
$^{173}_{70}\text{Yb}$					LX 69Bu06	$^1P_1(6s 6p)$		$a/g\ \bar{f} = 56.9\ 5$ $b/g\ \bar{f} = 575\ 7$
$^{173}_{70}\text{Yb}$					LX 70Bu11	$^3P_1(6s 6p)$		$a = -1094.35\ 3$ $b = -826.59\ 20$
$^{173}_{70}\text{Yb}$					DR 70Wa07	$^3P_1: ^7/2, ^5/2$ $^5/2, ^3/2$	4697.916 30 1496.414 75	$a = -1094.318\ 35$ $b = -825.904\ 85$
$^{175}_{71}\text{Lu}$					LX 70Go15	$^2D_{3/2}$ $^2F_{5/2}$	For $g\ \bar{f} = 0.80$	$a = -1313.34\ 50$ $b = -455.8\ 12$ $a/g\ \bar{f} = +351.864\ 56$ $b/g\ \bar{f} = +3444.2\ 19$
$^{181m}_{73}\text{Ta}$	11 ns		$\pm 3.30\ddagger\ 12$		LX 70Li16		Hf crystal	$\omega = 152\ 5\text{MHz}$ for $H = 24.2\ \text{kG}$
								$\ddagger$ Observed by time differential perturbed angular correlations
$^{197}_{79}\text{Au}$				$\pm 1.04^b$ $\pm 0.57\ddagger$	LX 69Co10	$6^2P_{3/2}$		$a = 14.0\ 5$ $b = 327.6\ 6$ $b/a = +23.4\ 8$
								$\ddagger$ From $b$ and fine structure

Table H: Nuclear Moments by Optical Double Resonance and Pumping Techniques—Con.

Nucleus	$T_{1/2}$	$I$	$\mu$	$Q$	Method Refer.	Atomic State $F, F'$	$\Delta\nu(F, F')$	Interaction Constants
$^{183}_{80}\text{Hg}$	8.8s	1/2	$+0.518^{j\pm} 9$		OP 72Bo09 72Ot03	$^3P_1$		$a=15300\ 700$ ‡Also measured by NMR/ $\beta$ AO on ground state
$^{185}_{80}\text{Hg}$	50s	1/2	$+0.504^{j\pm} 4$		OP 72Bo09 72Ot03	$^3P_1$		$a=14900\ 400$ ‡Also measured by NMR/ $\beta$ AO on ground state
$^{187}_{80}\text{Hg}$	2.4m	3/2	$-0.586^{jp} 6$	$-0.3^{lp} 11$	OP 72Ot03 71Bo31			
$^{193}_{80}\text{Hg}$	6h	3/2	$-0.627^k 2$		LX 65Re18	$^3P_1$		$a=-6133\ 15$
$^{193}_{80}\text{Hg}$	6h		$\pm 0.62364^p 34$		OP 70Mo40	$6^1S_0$		
$^{193}_{80}\text{Hg}$	6h			$-0.77^{lp}$	OP 71Fu18	$^3P_1$		$(a=-6133\ 15)$ $b=+477\ 182$ $a=-2399.69\ 6$ $b=-725\ 90$
$^{193m}_{80}\text{Hg}$	11h		$\pm 1.063^k 1$		LX 65Sm01	$^3P_1$		
$^{193m}_{80}\text{Hg}$	11h		$\pm 1.0517^p 6$		OP 70Mo40	$6^1S_0$		
$^{193m}_{80}\text{Hg}$	11h		$-1.0518^p 5$		OP 71Re23			$\nu/\nu^{199} =$ $0.1609411^p 5$
$^{195}_{80}\text{Hg}$	9.5h		$\pm 0.5381 3$		OP 64Wa01			$\mu^{195}/\mu^{199} =$ $1.070356\ 66$
$^{195}_{80}\text{Hg}$	9.5h		$\pm 0.5389^k 3$		LX 65Sm01	$^3P_1$		$a=15813.46\ 23$ $a^{195}/a^{199} =$ $1.071927\ 15$
$^{195m}_{80}\text{Hg}$	40h	13/2	$\pm 1.049^k 1$		LX 65Sm01	$^3P_1$		$a=-2368.04\ 8$ $b=-782.45\ 86$
$^{195m}_{80}\text{Hg}$	40h		$\pm 1.0380^p 5$		OP 70Mo40	$6^1S_0$		
$^{195m}_{80}\text{Hg}$	40h		$-1.0381^p 5$		OP 71Re23			$\nu/\nu^{199} =$ $0.1588454\ 4$
$^{197}_{80}\text{Hg}$	65h	1/2	$\pm 0.525^k 1$		DR 59M81	$^3P_1$		$a=15405\ 30$
$^{197}_{80}\text{Hg}$	65h		$\pm 0.5243^k 3$		LX 61Hi16	$^3P_1$		$a=15387.1\ 53$
$^{197}_{80}\text{Hg}$	65h		$\pm 0.5241 2$		OP 62Wa07			$\mu^{197}/\mu^{199} =$ $1.042479\ 15$
$^{197}_{80}\text{Hg}$	65h		$\pm 0.5245^k 3$		DR 63St15	$^3P_1: ^3/2, ^1/2$	23086.37 10	$a=15392.66^t 15$
$^{197m}_{80}\text{Hg}$	24h		$-1.032^k 8$		DR 61Br17	$^3P_1: ^{15}/2, ^{13}/2$ $^{13}/2, ^{11}/2$	(18248‡ 11) 14234.86 9	$a=-2328.89\ 84$ $b=-902.9\ 54$
$^{197m}_{80}\text{Hg}$	24h		$-1.0316^k 10$	$\pm 1.61\ 13$	DR 61Hi16	$^3P_1: ^{15}/2, ^{13}/2$ $^{13}/2, ^{11}/2$	18246 14 14236 20	‡Calculated from data of Hirsch $a=-2328.8\ 17$ $b=-901\ 13$
$^{197m}_{80}\text{Hg}$	24h		$\pm 1.0211^p 6$		OP 70Mo40			
$^{197m}_{80}\text{Hg}$	24h		$-1.0212^p 5$		OP 71Re23			$\nu/\nu^{199} =$ $0.1562657\ 3$
$^{199}_{80}\text{Hg}$					DR 59P33	$6^3F_4: ^9/2, ^7/2$	5800 100	
$^{199}_{80}\text{Hg}$			$+0.50270\ 24$		OP 61Ca21	$^1S_0$		$\mu^{199}/\mu(^1\text{H}) =$ $+0.1782706\ 3$
$^{199}_{80}\text{Hg}$					LX 61Hi16	$^3P_1$		$a=14750.7\ 50$
$^{199}_{80}\text{Hg}$					DR 63St15	$^3P_1: ^3/2, ^1/2$	22128.56 10	$a=14754.04^t 14$
$^{199m}_{80}\text{Hg}$	43m	13/2	$-1.00832^p 5$		OP 71Re23			$\nu/\nu^{199} =$ $0.1542921\ 5$
$^{199m}_{80}\text{Hg}$	43m				LX 71Re24	$6^3P_1$		$a=-2298.7^p \pm 4$
$^{199m}_{80}\text{Hg}$	43m			$+2.0^{jp} 13$	OP 72Ot03			‡Assumed $b=-900\ 300$
$^{201}_{80}\text{Hg}$				$\pm 0.58\ 18$	DR 58S40	$^3P_1$		$a=5441\ 15$ $b=-35\ 2$
$^{201}_{80}\text{Hg}$					DR 59P33	$6^3F_4: ^{11}/2, ^9/2$ $^9/2, ^7/2$ $^7/2, ^5/2$	2860 50 2340 50 1820 50	

Table H: Nuclear Moments by Optical Double Resonance and Pumping Techniques—Con.

Nucleus	$T_{1/2}$	$I$	$\mu$	$Q$	Method Refer.	Atomic State $F, F'$	$\Delta\nu(F, F')$	Interaction Constants
$^{201}_{80}\text{Hg}$			-0.55671 27		OP 61Ca21	$^1\text{S}_0$		$\mu^{201}/\mu(^1\text{H}) =$ -0.1974198 9
$^{201}_{80}\text{Hg}$					DR 61Ko5	$^3\text{P}_{1: \frac{5}{2}, \frac{3}{2}}$ $^3_{/2, \frac{1}{2}}$	13986.557 8 7551.613 13	$a = -5454.569 3$ $b = -280.107 5$
$^{201}_{80}\text{Hg}$			-0.55670 27		DR 63Le18			$\mu^{201}/\mu^{199} =$ -1.1074164 5
$^{203}_{80}\text{Hg}$	47d		$\pm 0.8436 4$		OP 70Ki05	$6^1\text{S}_0$		$\nu^{201}/\nu =$ 1.09984 18
$^{203}_{80}\text{Hg}$	47d		+0.850* 9	+0.40 <sup>1</sup> 4	LX 70Re14	$^3\text{P}_1$		$a = 4991.35 3$ $b = -249.2 3$
$^{205}_{80}\text{Hg}$	5.5m	1/2	+0.5968 <sup>ip</sup> 5		OP 72Ot03			
$^{203}_{81}\text{Tl}$ and $^{205}_{81}\text{Tl}$					LX 69Zi02	$6^2\text{D}_{3/2}$	For $g_J = 0.8$	$a = 42 2$ $\beta_{\ddagger} = 0.12 1$ $a/\beta > 0$
$^{203}_{81}\text{Tl}$ and $^{205}_{81}\text{Tl}$					LX 70Zi07	$7^2\text{D}_{3/2}$	For $g_J = 0.8$	$a = 55 1$ $\beta_{\ddagger} = 0.20 4$ $a/\beta > 0$
$^{207}_{82}\text{Pb}$					LX 66Sa09	$^3\text{P}_1$		$a = 8811 17$
$^{207}_{82}\text{Pb}$			$\pm 0.5783 7$		OP 69Gi03	$^3\text{P}_0$		$\nu/\nu_p = 0.20502 22$
$^{207}_{82}\text{Pb}$			$\pm 0.57810\ddagger 29$		OP 69Gi04	$^3\text{P}_0$		$\nu/\nu(^{199}\text{Hg}) =$ 1.14960 4
					72Gi20			$\ddagger$ Using $\mu_{\text{unc}}^{199} = +0.497856 5$ , 61Ca21 Large discrepancy with NMR-value may be due to large interaction of $^3\text{P}_1$ -state with $^3\text{P}_0$ -state

\* Polarization or Sternheimer correction included

<sup>a</sup> Calculated from the  $\Delta\nu$ - or  $a$ -ratio for two isotopes<sup>b</sup> Calculated from  $b/a$ <sup>c</sup> Recalculation of earlier data<sup>d</sup> No diamagnetic correction added. Unsure if authors already corrected for it<sup>e</sup> Enriched sample used<sup>f</sup> Corrected for second order perturbations of neighboring levels<sup>g</sup> Extrapolated to zero intensity<sup>h</sup> Extrapolated to zero power<sup>i</sup> Extrapolated to zero pressure<sup>j</sup> Resonance observed by depolarization of polarized nuclei<sup>k</sup> Calculated using  $a^{199} = 14754.0 1$  [63St15] and the uncorrected  $\mu(^{199}\text{Hg}) = +0.497856 5$  from Cagnac [61Ca21]<sup>l</sup> Calculated from the  $b$ -ratio for two isotopes<sup>m</sup> Metastable or excited state<sup>p</sup> Preliminary value from meeting abstract, thesis, private communication, etc.



**Table J: Nuclear Moments by Nuclear Orientation, Perturbed Angular Correlation and Nuclear Specific Heat Measurements**

**Introduction**

Nuclear moment values obtained by nuclear orientation, perturbed angular correlation and nuclear specific heat measurements are collected in this table. The last systematic literature search for the data included was done in early 1972. A brief review of the techniques follows.

**Nuclear Orientation:**

If a sample of nuclei is unoriented, the spatial distribution of radiation emitted by the sample is isotropic. If the nuclei can be oriented in some manner, the radiation is frequently no longer isotropic. The actual distribution depends on the type of radiation ( $\alpha$ ,  $\beta$ , or  $\gamma$ 's), the degree of orientation of the nuclei, the spins of the initial and final states as well as the angular momentum,  $L$ , carried off by the radiation. The term "oriented" is used to indicate that the  $2I+1$  nuclear magnetic substates,  $m_z$ , are unequally populated. If the pairs of substates with the same  $m_z$  but opposite signs,  $+m_z$  and  $-m_z$ , have equal populations, the nuclei are said to be aligned. If they have unequal populations, the nuclei are said to be polarized.

The angular distribution of the radiation emitted by an ensemble of nuclei, with spin  $I_0$ , can be written in terms of Legendre polynomials as:

$$W(\theta) = \sum_{k=0}^{k_{\max}} B_k F_k P_k(\cos \theta) \quad (1)$$

where  $k_{\max}$  is the smaller of  $2I_0$  and  $2L$ .  $\theta$  is the angle between some fixed axis,  $z$ , and the direction of propagation of the radiation. The  $B_k$  are orientation parameters which depend on the relative populations of the substates of  $I_0$ . The  $F_k$  are angular correlation functions which depend on the spins  $I_0$ ,  $I_f$  and on  $L$  of the transition. For radiation other than  $\gamma$ 's, "particle parameters",  $b_k$ , must be included in the expansion. For  $\alpha$ 's and unpolarized  $\gamma$ 's, in general, only even  $k$  occur. Odd  $k$  can be present for  $\beta$ -decay and polarized  $\gamma$ 's.

To be oriented at low temperature, the nuclei must have a lifetime long enough so that they can be incorporated in a suitable material. Most  $\gamma$ -emitting states, with the exception of a few isomers, have very short lifetimes. However, many radioactive nuclei which decay by  $\alpha$ - or  $\beta$ -emission or K-capture have long lifetimes and the angular distribution of the  $\gamma$  or  $\gamma$ 's following the decay can be measured. The degree of orientation of the  $\gamma$ -emitting state can be calculated from that of the oriented nucleus if the

spins of the preceding states and the angular momenta carried off by and mixtures of all preceding radiations are known. Such calculations assume that the intermediate state half-lives are short so that there are no perturbations acting to change the populations of the states. If this is true, the angular distribution in (1) can be replaced by:

$$W(\theta) = \sum_{k=0}^{k_{\max}} B_k(I_0, T) \left[ \prod_a U_k^{(a)}(I_a, L_a, I_{a+1}) \right] \times F_k(I_n, L_n, I_f) P_k(\cos \theta) \quad (2)$$

where each  $U_k^{(a)}$  is a function of the nuclear spins and angular momentum for the  $a^{\text{th}}$  unobserved transition preceding the observed one.  $k_{\max}$  is the smaller of  $2I_0$ ,  $2I_a$ ,  $2I_n$ ,  $2L_a$ ,  $2L_n$ . If any of the spins  $I_0$  through  $I_n$  is 0 or 1/2, the angular distribution becomes isotropic.

For an assembly of atoms at thermal equilibrium, the population of any level,  $m$ , is proportional to the  $\exp[-E_m/kT]$ . If the differences in the energies of the levels are small with respect to  $kT$ , the populations will be approximately equal. However, if the separation between levels can be made the order of  $kT$ , either by increasing the interaction energy and/or decreasing  $T$ , the nuclei can be oriented. For a discussion of several methods for producing oriented nuclei at low temperatures, see [65Da10] or [65De31].

Originally paramagnetic salts, incorporating the nucleus under investigation, were cooled to very low temperatures by adiabatic demagnetization. The nuclei were oriented by the hyperfine interaction of external or internal fields with the nuclear or electronic moments. The "brute force" method of orientation making use of the direct interaction of the nuclear magnetic moment was originally suggested by Gorter [34Go01] as a means of possibly further lowering temperatures. More recently, orientation experiments have been done on nuclei imbedded as dilute impurities in ferromagnetic metals and antiferromagnetic crystals, taking advantage of the very large fields present at the impurity sites. These materials are usually cooled by thermal contact with paramagnetic salts at very low temperatures.

The material chosen for cooling must fit certain requirements. It must have a large specific heat so that it will not warm up rapidly after being cooled. It must be able to be cooled to a very low temperature and it must be possible to determine its temperature. A large number of the earlier orientation experiments were done on nuclei in the following classes of salts since many had been thoroughly investigated and their properties well known; see [61Hu20]:

Tutton salts:  $M''M'_2(XO_4)_2 \cdot 6H_2O$

Rare-earth ethyl sulphates:  $M'''(C_2H_5SO_4)_3 \cdot 9H_2O$

Double nitrates:  $M_2''M_3''(\text{NO}_3)_{12} \cdot 24\text{H}_2\text{O}$

Fluosilicates:  $M''\text{SiF}_6 \cdot 6\text{H}_2\text{O}$

Two of these, cerium magnesium nitrate, CMN, and neodymium ethyl sulphate, NES, have been used for very many moment determinations. Around 1965, it was observed by the Berkeley group [65Fr19], [66Bl17] that the temperature dependence of  $\gamma$ -anisotropies of CMN and NES showed sharp discontinuities below  $\sim 0.003^\circ\text{K}$ . They felt these could only be satisfactorily explained by assuming that the earlier temperature scales for these materials were based on properties that were not sensitive enough to the temperature below  $\sim 0.003^\circ\text{K}$ . It appeared that the temperatures actually reached were much lower than those given by the magnetic temperature relationship. For this reason, very low temperature measurements done with these salts prior to 1965 are suspect.

In order to determine nuclear moments, a material, whose low temperature properties are known, is chosen for the nuclear environment. It is cooled, the nuclei oriented, and the  $\gamma$ -intensity or the  $\gamma$ -anisotropy,  $\epsilon$ ,

$$\epsilon = [W(90^\circ) - W(0^\circ)]/W(90^\circ) \quad (3)$$

is measured as a function of the temperature. The resulting curve is then fit by adjusting the values of the interaction constants on which the orientation parameters,  $B_k$ , depend. The anisotropy or intensity also depends upon the values chosen for the spins of all nuclear levels involved and on the angular momenta of the transitions through the  $U_k$ - and  $F_k$ -terms in (2). In order to determine the degree of orientation of the nuclei, the temperature at the nucleus must be known. Frequently a reference nucleus, such as  $^{60}\text{Co}$  or  $^{54}\text{Mn}$  with well-known orientation parameters, can be incorporated into the sample to act as a thermometer. The distribution of the reference nuclei should be similar to that of the nuclei under consideration to minimize differences due to local warming.

The advantages of measuring nuclear moments by nuclear orientation stem from the fact that one is counting a single transition, rather than coincidences, so that sufficient data can be obtained in reasonable times with very dilute samples. However, the nucleus must have a lifetime of the order of hours and a sufficiently large  $\mu$  or  $Q$  in order to be oriented. Temperatures below  $\sim 0.01^\circ\text{K}$  are necessary.

The accuracy of such measurements is not very great. The magnetic moment can be determined to about 10%. A more recent development combines NMR techniques with low temperature orientation and leads to moments which can be determined to

about 0.1%. In these experiments the NMR frequency is observed by the destruction of the orientation at resonance. A short review of this technique can be found in [68Sh25].

Measurements of the  $\gamma$ -anisotropy do not yield the sign of the magnetic moment, but the sign can be determined from a measurement of the  $\gamma$ -ray circular polarization or  $\beta$ -asymmetry since these depend on the polarization of the nucleus and involve the odd  $k$  terms in (1) as well as the even ones.

The major difficulties encountered in orientation experiments have to do with:

- 1) the knowledge of the temperature at the nuclei. There can be heat leaks, local warm-up due to radiation, and difficulties in measuring the temperatures accurately;
- 2) the presence of perturbations acting on the nuclei during the finite lifetimes of the intermediate levels. These cause changes in the relative populations of the levels.

For more complete discussions of nuclear orientation and the measurement of nuclear moments using oriented nuclei, see [57Bl04], [65Da10] or [65De31]. *Nuclear Orientation* edited by M. E. Rose [63Ro33] is a handy collection of early journal papers and some review articles on this subject. Discussions of more recent techniques and problems can be found in the proceedings of several recent conferences on hyperfine interactions, for example, see [71St46].

#### Nuclear Specific Heat:

A few moments have been determined from measurements of the specific heat at very low temperatures. The specific heat,  $C_P$ , of a system can be expressed as a sum:

$$C_P = C_L + C_E + C_M + C_N \quad (4)$$

$C_L$  is the lattice contribution to the specific heat. For temperatures well below the Debye temperature, i.e.  $T < \theta/50$ , it is given by:  $C_L = AT^3$ , where  $A$  is a constant.  $C_E$ , the electronic specific heat, the contribution due to the conduction electrons, is given by  $C_E = \gamma T$ , a relation which holds up to about  $1000^\circ\text{K}$ .  $C_M$ , the magnetic specific heat which is due to the exchange interaction of the local electronic spins of neighboring ions, does not contribute to the total specific heat at very low temperatures of the order of  $1^\circ\text{K}$ . The nuclear specific heat,  $C_N$ , depends on the energies of the  $2I+1$  levels of the different orientations of the nucleus with respect to the effective fields. From statistical mechanics it can be shown that:

$$C_N = [R/(kT)^2] \left( \sum_{ij} [H_i^2 - H_i H_j] \exp[-(H_i + H_j)/kT] \right) \times \left( \sum_{ij} \exp[-(H_i + H_j)/kT] \right)^{-1} \quad (5)$$

where  $H_i, H_j$  are the energies of levels  $i, j$ . In terms of effective magnetic and quadrupole interaction constants,  $A'$  and  $P'$ , the energy can be written as:

$$H_m = A'm + P'[m^2 - I(I + 1)/3] \quad (6)$$

for  $m = -I, -I+1, \dots, +I$ .

To carry out such experiments, samples of ferromagnetic or antiferromagnetic metals or alloys are thermally isolated as well as possible after being cooled to temperatures below 1°K. The samples are then heated electrically and the temperature measured. If the specific heat can be measured over a range of about 0.4 to 4°K, it may be possible to obtain  $C_N$  and the interaction constants from the temperature dependence of the specific heat. Above about 1°K,  $C_N$  can be neglected and  $C_L$  and  $C_E$  separated by plotting  $C_p/T$  vs  $T^2$ . The contributions of  $C_L$  and  $C_E$  can be subtracted from the data below 1°K to determine  $C_N$ , which dominates in this region. These measurements require samples of great purity and very reliable thermometry. Since gram quantities are needed and only average properties for the natural isotopic abundances of the elements are measured, this method has not been used for moment measurements except for the few cases of the monoisotopic rare earths.

A review of the determination of interaction constants from nuclear specific heat measurements can be found in [67Lo12].

### Perturbed Angular Correlation:

In the absence of perturbing electric or magnetic fields, the angular correlation of two successive radiations can be expressed in terms of the Legendre polynomials, as:

$$W(\theta) = \sum_{k=0}^{k_{\max}} A_k(1) A_k(2) P_k(\cos \theta) \quad (7)$$

where  $\theta$  is the angle between them and the  $A_k(j)$  are coefficients which depend on the angular momentum,  $L_j$ , carried off by the  $j$ th transition, on the spins of the nuclear levels involved,  $I_i, I_n$  (see figure 1) and on the kind of radiation,  $\alpha, \beta, \gamma$ , or  $e^-$  [53Bi10].  $k_{\max}$  is the minimum of  $2I, 2L_1, 2L_2$ . In a simplified description, the observation of the first radiation chooses a particular direction in space or quantization axis. The relative populations of the sublevels of the intermediate state depend on the type of radiation

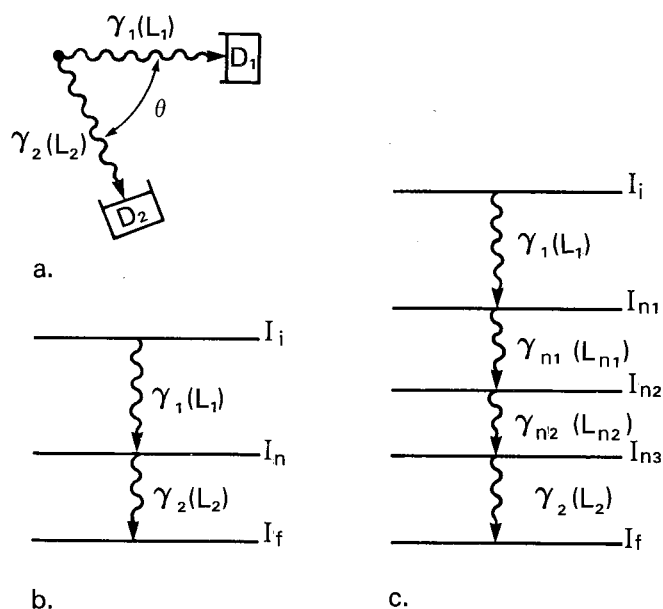


FIGURE 1a. Scheme for the detection of the correlation of  $\gamma_1$  and  $\gamma_2$ .  $D_1$  and  $D_2$  are the detectors for  $\gamma_1$  and  $\gamma_2$ , respectively.  
 b. Decay scheme for the emission of two successive  $\gamma$ 's.  
 c. Decay scheme for the emission of  $\gamma$ 's in a multiple cascade.

The  $L_j$  represent the angular momenta carried off in each transition; the  $I_j$ , the spins of the nuclear levels.

and the spins of the levels,  $I_i, I_n$ . The angular distribution of the second radiation with respect to the first is then a function of the angular momentum carried off,  $L_2$ , the spin of the level,  $I_n$ , and the population distribution in the intermediate state, which remains unchanged if, during the lifetime,  $\tau$ , of the intermediate state, there have been no perturbing interactions. For the observation of the correlation of  $\gamma_1$  and  $\gamma_2$  in a multiple cascade (see figure 1c), a more general form of (7) can be written:

$$W(\theta) = \sum_{k=0}^{k_{\max}} A_{kk} P_k(\cos \theta) \quad \text{or} \quad = 1 + \sum_{N=2}^{k_{\max}} b_N \cos N\theta \quad (8)$$

where the  $A_{kk}$  are products of functions of 1) the level spins, the angular momentum and the mixing ratio for each of the observed radiations and 2) the level spins for the intervening unobserved radiations in the cascade.  $k_{\max}$  is the smallest of  $2L_1, 2L_2$  and the  $2I$  in the cascade. The  $b_N$  are simple algebraic functions of the  $A_{kk}$  in this alternate way of expressing the correlation.

The possibility of perturbing the angular correlation by magnetic fields was first pointed out by Hamilton [40Ha20]. The effect of hyperfine structure and of applied magnetic fields on the angular correlation was originally calculated by Goertzel [46Go05] and

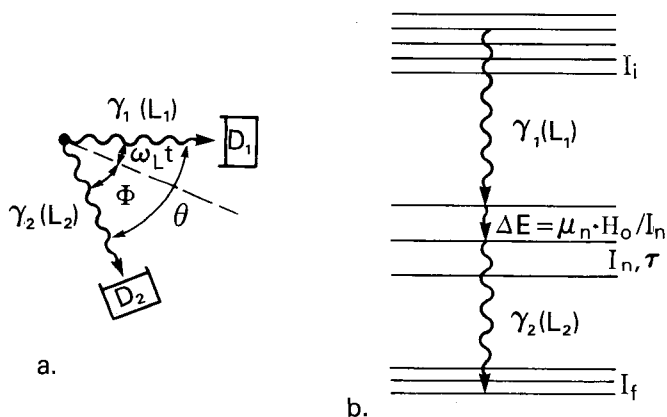


FIGURE 2a. Scheme for the observation of the correlation of two  $\gamma$ 's in a transverse magnetic field. During the time  $t$ , between the emission of  $\gamma_1$  and  $\gamma_2$ , the nucleus precesses through the angle  $\omega_1 t$ . Therefore, at any given angle  $\theta$ , the unperturbed correlation of  $\theta - \omega_1 t$  is observed.  $D_1$  and  $D_2$  are the detectors for  $\gamma_1$  and  $\gamma_2$ , respectively. b. Decay scheme for the emission of two  $\gamma$ 's perturbed by the application of an external field,  $H_0$ , which causes a transition between the substates of the intermediate state during its lifetime,  $\tau$ .

looked for by Brady and Deutsch [50Br27], but the primitive counting techniques available at that time made it impossible to observe any perturbation. In a semiclassical description, the interactions of the nuclear moments with perturbing magnetic or electric fields cause the nuclei to precess during the lifetime of the intermediate state. This results in a change in the angular distribution of the second radiation with respect to the first. A schematic representation of this is shown in figure 2. The nucleus decays to a particular sublevel of the intermediate state by the emission of the first radiation. The magnetic or electric interaction with the perturbing fields causes a transition between the sublevels of the intermediate state which is then followed by the emission of the second radiation. In the presence of perturbing fields, the angular correlation can be expressed in terms of the unperturbed correlation coefficients and the spherical harmonics for each radiation:

$$W(k_1, k_2, t) = \sum_{k_1, k_2, \mu_1, \mu_2} A_{k_1}(1) A_{k_2}(2) G(k_1 k_2 \mu_1 \mu_2 t) \times Y_{k_1}^{\mu_1}(\Omega_1) Y_{k_2}^{*\mu_2}(\Omega_2) \quad (9)$$

For the exact form of the attenuation factors,  $G(k_1 k_2 \mu_1 \mu_2 t)$ , for many kinds of static and time-dependent perturbations, including mixed electric and magnetic interactions, see [65Fr20] or [64St29], which are essentially equivalent papers, [64Al32], or [53Ab15]. A few specific examples, for frequently encountered situations, are given below.

In the absence of any other perturbations, the application of a static magnetic field causes, in general, both an attenuation of the angular

correlation as well as a rotation of the observed pattern. For the special case in which the external field,  $H$ , is perpendicular to the direction of emission of the observed  $\gamma$ 's, the perturbed angular correlation, PAC, has a particularly simple form:

$$W_{\perp}(\theta, t, H) = \sum_{k=0}^{k_{\max}} A_{kk} P_k[\cos(\theta - \omega_1 t)]$$

or (10)

$$= 1 + \sum_{N=2}^{k_{\max}} b_N \cos N(\theta - \omega_1 t),$$

where  $\omega_L = 2\pi g \mu_N H / h$  is the Larmor precessional frequency, the  $A_{kk}$  or  $b_N$  are the unperturbed correlation functions and  $t$  is the time between the observation of the two gammas. It is assumed that the detectors can distinguish between the gammas. If the direction of the magnetic field at the nucleus is known, the sign of the magnetic moment can be determined from the direction of rotation of the correlation. If additional perturbations are present, these must be taken into account. In order to reduce the effect of any time-dependent quadrupole interactions, dilute solutions or liquid metals are frequently employed. In such sources, if the correlation time,  $\tau_c$ , is small compared to the observation time or lifetime and if  $\omega_L \tau_c \ll 1$ , the effect of such perturbations is to multiply each term in (10) by an attenuation factor,  $G_k = \exp(-\lambda_k t)$ , where  $\lambda_k$  is the relaxation constant for the interaction.

For static quadrupole interactions, the attenuation factors of equation (9) cannot be expanded in terms of a single parameter 'k' as was possible in the magnetic case. However, for an axially symmetric field, they can be expressed in terms of  $\omega_0$ , the smallest non-vanishing quadrupole frequency, where  $\omega_0 = 3\omega_Q$  or  $6\omega_Q$ , for  $I$  integer or half-integer\*, respectively, with  $\omega_Q = -2\pi(eqQ/4hI) \times (2I-1)^{-1}$ . Then

$$G(k_1, k_2, \mu_1, \mu_2, t) = \sum_{n=0}^{n_{\max}} g_n(k_1, k_2, \mu) \cos n\omega_0 t \quad (11)$$

with  $n = |m^2 - m'^2|$  for integer  $I$  and  $(1/2)|m^2 - m'^2|$  for half-integer  $I$ . For a non-vanishing quadrupole perturbation,  $k_{\max}$  must be greater than or equal to 4.

For randomly-oriented static fields, for example, for powdered crystalline sources, the angular correlation can be written as:

$$W(\theta) = 1 + \sum_k G_{kk} A_{kk} P_k(\cos \theta) \quad (12)$$

\*Note these corrections to the corresponding expressions given in [65Fr20] or [64St29].

The form of the correlation does not change; however, the coefficients of the  $P_k(\cos\theta)$  are reduced. Since there are always some nuclei in the sample aligned along the direction of observation of one of the counters, there is a lower limit to the attenuation factors. For axially-symmetric fields, this lower limit or "hard-core" value is  $G_{kk} = 1/(2k + 1)$ . If the perturbing fields are randomly-fluctuating, the correlation can be destroyed.

The many kinds of PAC experiments for the measurement of magnetic moments can be divided into two major classifications: (1) the time-integrated methods, with observation times longer than the lifetime of the intermediate state, which yield values of  $\omega_L\tau$ ; and (2) the differential methods which determine  $\omega_L$  directly. Because of the great variety of these experiments, only a brief discussion of a few representative techniques will be given. For more detailed information on the many modifications and variations, the reader is referred to the review articles by Frauenfelder [65Fr20], or Grodzins [68Gr31].

From equation (10), it can be seen that a measurement of the correlation as a function of delay time for a constant value of  $H$ , or as a function of  $H$  at a constant delay time yields  $\omega_L$ , and therefore  $g$ , directly from the period of oscillation,  $T$ , of the correlation. A more sensitive measure of the period can be obtained by observing the correlation at some fixed angle for field up ( $W_{\perp}\uparrow$ ) and down ( $W_{\perp}\downarrow$ ) and plotting the ratio,  $R = W_{\perp}\uparrow / W_{\perp}\downarrow$ , as a function of  $t$  or  $H$ , respectively. If the resolution time,  $\tau_0$ , is small,  $\tau_0 < \tau$  and  $\tau_0 \ll T$ ,  $g$  may be obtained from the period of oscillation of  $R$  through the relation:

$$T = h/2g\mu_N H \quad (13)$$

$R$  is independent of the decay of the source and the period of  $R$  is not greatly affected by small time-dependent perturbations.

If  $k_{\max} = 4$ , the ratio,

$$r = 2(W_{\perp}\uparrow - W_{\perp}\downarrow) / (W_{\perp}\uparrow + W_{\perp}\downarrow) \quad (14)$$

at  $\theta = 3\pi/4$ , is also an oscillating function of the delay time of the form:  $A(\sin 2\omega_L t) / (B - C \cos 4\omega_L t)$  with period also given by (13).  $A$ ,  $B$ , and  $C$  represent functions of the  $A_{kk}$ . The presence of small time-dependent perturbations does not much alter the period of  $r$  from which  $g$  is calculated, although it does cause the amplitudes of the oscillations to decrease with an increase in delay time.

Differential techniques have been used to determine moments of states with lifetimes of the order of  $10^{-3}$  to  $10^{-9}$  seconds.

For time-integrated measurements, IPAC, the expression for the correlation is obtained by averaging equation (9) over the observation time (zero

delay time and infinite resolving time). Equation (10) then becomes:

$$W_{\perp}(\theta, H) = 1 + \sum_{N=2}^{k_{\max}} (b_N / [1 + (N\omega_L\tau)^2])^{1/2} \times \cos N(\theta + \Delta\theta) \quad (15)$$

where  $\Delta\theta = (1/N) \tan^{-1}(N\omega_L\tau)$ . In this case, both an attenuation and a rotation of the correlation are observed. For small  $\omega_L\tau$ ,  $\Delta\theta \sim \omega_L\tau$ . In the presence of time-dependent quadrupole perturbations, the precession angle,  $N\omega_L\tau$ , and the correlation coefficients are both reduced by an attenuation factor, which, for  $\omega_L\tau \ll 1$ , is  $(G_k)_{\text{ave}} = 1/(1 + \lambda_k\tau)$ .

In the early experiments, the entire correlation was obtained with and without an external field and the rotation, from which  $g$  can be calculated, was measured. As in the case of DPAC, more sensitive measurements for small rotations,  $\omega_L\tau \ll 1$ , can be made by measuring the coincidences at a constant angle for field up and field down. The ratio,

$$r(\infty) = 2[W_{\perp}(\uparrow) - W_{\perp}(\downarrow)] / [W_{\perp}(\uparrow) + W_{\perp}(\downarrow)], \quad (16)$$

is approximately  $4b_2(G_2)_{\text{ave}}\omega_L\tau$  for  $k_{\max} = 2$  and  $\theta = 3\pi/4$  or  $7\pi/4$ . The product  $b_2(G_2)_{\text{ave}}$  can be determined from the zero field correlation for the particular source used. A measurement of  $r$  then yields  $\omega_L\tau$ . Another useful ratio for the determination of  $g$ , again for  $\omega_L\tau \ll 1$ , is:

$$y(\infty) = [W_{\perp}(\pi/4) - W_{\perp}(3\pi/4)] / [W_{\perp}(\pi) - W_{\perp}(\pi/2)] \quad (17)$$

which is approximately  $2(G_2)_{\text{ave}}\omega_L\tau$  if  $b_4 \ll b_2$ . The slope of  $y$  vs  $H$  yields  $g$  if  $(G_2)_{\text{ave}}$  is known.

If the detectors, in  $\gamma\gamma$  measurements, cannot distinguish between the two gammas, only an attenuation is observed and equation (15) becomes:

$$W_{\perp}(\theta, H) = 1 + \sum_N (b_N / [1 + (N\omega_L\tau)^2]) \cos N\theta; \quad (18)$$

that is, the unperturbed correlation is attenuated by the factor  $[1 + (N\omega_L\tau)^2]^{-1}$ .

All integral methods yield the product  $\omega_L\tau$ ; therefore, the value obtained for the magnetic moment depends upon knowledge of the lifetime of the intermediate state. The values of  $\mu$  appearing in the accompanying table have been corrected for newer values of the lifetimes. However, the uncertainty in the lifetime has not been taken into account since most of the measurements are not accurate enough to warrant such treatment.

Integral measurements have been made for states with lifetimes of the order of  $10^{-7}$  to about  $10^{-12}$  seconds. The upper limit is set by the number of accidental coincidences which are accepted; the lower, by the magnetic fields available.

Since other unknown perturbations may contribute to the attenuation of the correlation, attenuation measurements are much less reliable for the determination of moments than those of the rotation of the correlation. Further, the sign cannot be ascertained from the attenuation factors.

In order to extend PAC measurements to a wider range of states than are accessible with normal radioactive decay products, nuclear reactions and scattering experiments with pulsed beams have been used. The reaction orients the nucleus by preferentially populating sublevels of the excited state and the perturbed angular distribution, PAD, of the gamma-decay can be measured by integral or differential methods, using pulse repetition times greater than the lifetime of the state. Such techniques have been used for measurements on states with lifetimes of the order of milliseconds to nanoseconds.

The recent stroboscopic measurements [70Ch05] make use of a pulsed beam with a repetition time smaller than the lifetime of the intermediate state,  $T_0 \ll \tau$ . For such an experiment, the counting rate at a time  $t$  after the pulse burst is given by the sum of intensities of the contributions of all previous bursts. For the observation of the gamma in a transverse field, neglecting other perturbations, the intensity can be written as:

$$I(\gamma) = \sum_{a=0}^{\infty} \exp[-(t + aT_0)/\tau] \sum_{k \text{ even}} [1 + A_k(1)A_k(2) P_k(\cos[\theta - \omega_L(t + aT_0)])] \quad (19)$$

$$\cong e^{-t/\tau} \sum_{k \text{ even}} \frac{b_k [\cos k(\theta - \omega_L t) - \exp[-T_0/\tau] \cos k(\theta - \omega_L(t - T_0))]}{[1 - 2\exp[-T_0/\tau] \cos k\omega_L T_0 - \exp[-2T_0/\tau]]}$$

Here  $T_0$  is the repetition time of the beam pulses;  $t$ , the delay time or observation time of the gamma after the pulse-burst; and the  $A_k$  are the correlation functions for the reaction product and the gamma. The contributions of different bursts will add constructively if the condition:

$$k\omega_L T_0 = 2n\pi \text{ for some } n = 1, 2, \dots \quad (20)$$

is satisfied. Thus, for a given  $T_0$ , the counting rate will show resonances at values of  $H_0 = nh/kg\mu_N T_0$ . For  $k_{\max}=2$  and values of  $H=H_0$ , the maximum or minimum of the correlation may be observed by choosing  $\theta_0$  and  $t_0$  to satisfy the relation:

$$k(\theta_0 - \omega_L t_0) = 2m\pi \text{ or } (2m-1)\pi, \text{ respectively,}$$

$$\text{for } m = 0, 1, 2, \dots$$

The stroboscopic method has been used for states with lifetimes from milliseconds to about 0.1 microseconds.

To measure the moments of very short-lived states by PAD, nuclei have been implanted by Coulomb excitation (IMPAC) or imbedded in ferromagnetic and paramagnetic materials to make use of the very large internal fields known to exist at impurity sites. One of the major difficulties in these experiments is knowledge of the magnetic fields perturbing the nucleus. The past history of the source and its treatment can cause wide variations in the fields present. The recoil of the nucleus can displace it from its regular position in the lattice. If the lifetimes are very short, of the order of picoseconds, the transient fields acting on the nucleus as it is slowing down become important. Some estimate of these effects can be made using states with "known" moments. For the particular case of the magnetic moments of the Pt and Os excited states, measured using Ir-Fe alloys, great variations have been observed which cannot be explained, suggesting that the Ir-Fe alloys are unsuitable for moment measurements [71Kil3].

Perturbed angular correlation has been a useful technique for the measurement of moments of a very large number of states which are not accessible by standard resonance or spectroscopic methods, that is,

those states with lifetimes between about  $10^{-3}$  and  $10^{-12}$  seconds. However, there are several problems associated with this kind of experiment. For a non-isotropic angular correlation, the states involved must have spins greater than or equal to 1. This means that, in studying magnetic moments, the quadrupole interaction cannot easily be eliminated as is possible in many spectroscopic or resonance experiments where atomic states with  $J = 1/2$  or 0 are used. However, by proper choice of sources, it is often possible to reduce the quadrupole interactions. Since PAC experiments involve the decay of radioactive nuclei, the atom can be left in highly excited states. This is especially true following K-capture or alpha-decay. If the nuclear lifetime is very short, the environment may not have reached equilibrium

before the emission of the second radiation and the perturbations acting on the nucleus are not completely known.

In PAC experiments, as with all determinations of  $\mu$ , the magnetic field at the nucleus must be known. For many of the measurements, the values of  $\mu$  are determined only to about 5–10% and therefore the diamagnetic and Knight-shift corrections, which are less than 1–2% even for the heaviest atoms, are not important. However, for transition elements, the rare-earths, and the transuranic elements, paramagnetic corrections must be made for the large fields caused by the unfilled inner electron-shells. A table of correction factors,  $\beta$ , for rare-earth ions for temperatures of 50° to 2000°K can be found in [64Gu06].

In an actual angular correlation experiment the

time-resolution, counter-efficiencies, geometry, accidental coincidences and the effects of other coincidences which may have been present, must all be taken into account in the evaluation of the moments. A discussion of the treatment of the raw data appears in Frauenfelder and Steffen's paper [65Fr20], p1188.

General discussions of perturbed angular correlations can be found in the many papers already cited. There are also several reviews on particular methods in *Hyperfine Interactions* [67Fr15]. Discussions of some of the newer techniques and problems can be found in the proceedings of several of the recent international conferences, for example, those at Asilomar, 1967 [68Ma56]; Delft, 1970 [71Va39]; Rehovot, 1970 [71Go39]; and Osaka, 1972 [72Pr21].

### Explanation of Table J

Nucleus	Chemical symbol with $Z$ - and $A$ -number
Level	Energy, in keV, of the level for which information is given Ground state levels are indicated by <i>gs</i> .
$T_{1/2}$	Half-life of the level The value quoted is taken from Table of Nuclear Half-lives [68Ma49], Nuclear Data Sheets (through Volume B5), Table of Isotopes [67LeHo], or it is the value used in the referenced article.
$I$	Nuclear spin, in units of $h/2\pi$ , used to obtain $\mu$ from the deduced $g$ -value Values enclosed in ( )'s have been determined by resonance or spectroscopic techniques.  Values enclosed in [ ]'s have been inferred from decay characteristics
$\mu$	Nuclear magnetic dipole moment, in nuclear magnetons The values of $\mu$ obtained by Integral Perturbed Angular Correlations or Attenuated Angular Correlations, which are derived from the measurement of $\omega\tau$ , have been corrected to the value of $T_{1/2}$ quoted unless otherwise indicated by an "a".  In general, values of $\mu$ determined by these techniques are not accurate enough to warrant the application of a diamagnetic correction. Those marked by "d" have had a diamagnetic correction included.
$Q$	Nuclear electric quadrupole moment, in barns, as given by the experimenter Those values marked by an asterisk, *, indicate that the experimenter has made some polarization or Sternheimer correction in computing the moment.
Refer.	Reference key number

Method	Codes used to designate the specific techniques are:
	AAC           attenuation of the angular correlation
	BAO, BAP $\beta$ -asymmetry from oriented, polarized nuclei
	CDPAC       constant delay perturbed angular correlation
	DAAC        time differential attenuated angular correlation
	DPAC, DPAD time differential perturbed angular correlation, distribution
	GAO, GAP $\gamma$ -anisotropy from oriented, polarized nuclei
	IMPAC       perturbed angular correlation following implantation
	IPAC, IPAD  integral perturbed angular correlation, distribution
	NMR         nuclear magnetic resonance
	NRF         nuclear resonance fluorescence
	PAC, PAD    perturbed angular correlation, distribution
	SpHt        nuclear specific heat
	Strob        stroboscopic perturbed angular correlation
	SE          spin exchange
	$\alpha$ AO $\alpha$ -anisotropy from oriented nuclei
Measured Quantity	Measured quantities from which the moments are derived Units quoted are as given or as determined from graphs or data presented. There has been a confusion in the units quoted for precessional frequencies in many papers (an interchange of Hz and rad./s). We have tried to correct these, but we include a footnote to the author's quoted unit.
Environment and Comments	Nature of materials used; magnetic fields (external or internal); assumptions made; comments If there are a series of values for a respective series of conditions, the values and conditions are set off by similar punctuation.  The notation (185 $\gamma$ )(89 $\gamma$ ) represents coincidences between the 185keV $\gamma$ and the 89keV $\gamma$ .



Table J: Nuclear Moments by Perturbed Angular Correlation, Aligned Nuclei, and Specific Heat

Nucleus	Level	$T_{1/2}$	$I$	$\mu$	$Q$	Refer.	Method	Measured Quantity	Environment & Comments
${}^6_3\text{Li}$	gs	0.85s	(2)	$\pm 1.6532^d 8$		59Co68	BAP-NMR	$\nu=3.413 1$ MHz	${}^7\text{LiF}$ (polarized n, $\gamma$ ) $H_o=5418 1$ G
${}^6_3\text{Li}$	gs	0.85s	(2)	positive		62Co08	BAP-NMR		${}^7\text{LiF}$ (polarized n, $\gamma$ ) ‡Compared Zeeman level transition rates for two senses of circularly polarized rf fields.
${}^6_3\text{Li}$	gs	0.85s	(2)	$\pm 1.6532^d 8$		67Gu14	BAP-NMR	$\nu=2.0570 7$ MHz	${}^7\text{LiF}$ (polarized n, $\gamma$ ) $H_o=3.2649 4$ kG
${}^6_3\text{Li}$	gs	0.85s	(2)	$\pm 1.65362^p 22,$ $\pm 1.65288^p 20,$ $\pm 1.65270^p 30$		71Ha67	BAP-NMR		${}^7\text{Li}$ (d,p) recoils in Au,Pt,Pd foils
${}^6_3\text{Li}$	gs	0.85s	2	$\pm 1.653$		71Ot04	BAP-SE		
${}^8_5\text{B}$	gs	770ms	[2]	$\pm 1.03551^{dp} 25$		72Mi19	BAP-NMR		${}^6\text{Li}$ ( ${}^3\text{He}$ ,n) recoils in Pt foil.
${}^{10}_5\text{B}$	720	690ps	[1]	+0.63 12		72Av01	IPAC		${}^9\text{Be}$ on Au(p, ); $H_o=17.6$ kG
${}^{12}_5\text{B}$	gs	20.4ms	(1)	+1.003 1		67Su03 68Su05	BAP-NMR	$\nu_o/\nu_p \ddagger =$ 1.79641 32, 1.79637 39; 1.79510 25, 1.79526 29; 1.79639 22	${}^{11}\text{B}$ (d,p) recoils in Cu;Pt;Au foils. $H_o$ measured by proton resonance. $\mu$ (uncorrected for $\sigma + K$ ) =1.00337 15; 1.00270 11; 1.00337 12 ‡Includes correction of 25.6 ppm for proton resonance in $\text{H}_2\text{O}$
${}^{12}_5\text{B}$	gs	20.4ms	(1)	$\pm 0.976 31$		68Pf03 70Wi17	DPAD		${}^{11}\text{B}$ (d,p)polarized ${}^{12}\text{B}$ recoils in Au, Pd; $H_o=8.24$ to $15.95$ G
${}^{12}_5\text{B}$	gs	20.4ms	1		$\pm 0.017 \ddagger 2$	70Su04 71Mi06	BAP-NMR	$eqQ=154 16$ kHz; 49 5kHz $Q^{12}/Q^{11}=\pm 0.42 4$ ‡Used $Q^{11}=\pm 0.04065 26$ (70Ne21)	TiB <sub>2</sub> ; ZrB <sub>2</sub>
${}^{12}_5\text{B}$	gs	20.4ms	(1)	$+1.00285 \ddagger^{15}_{-14}$		70Wi17	BAP-NMR	$\mu=1.00336 8;$ 1.00324 6; 1.00253 5; 1.00261 6 ‡Includes Knight shift estimated from spin relaxation times.	${}^{11}\text{B}$ (d,p) recoils in Au;Cu; Pd;Pt; values uncorrected for Knight shift; $H_o$ measured by proton resonance.
${}^{12}_5\text{B}$	gs	20.4ms	(1)		+0.030 8		BAP-NMR	$eqQ=59 15$ kHz	${}^{11}\text{B}$ (d,p)recoils in Be foils; compared with values for Be; used $\gamma_\infty(\text{B}^{3+})=-0.145$
${}^{12}_5\text{B}$	gs	20.4ms	(1)		$\approx 0.0346^p$	71Wi28	BAP-NMR	$eqQ=54.9 6$ kHz	${}^{12}\text{B}$ implanted in Be single crystal.
${}^{13}_5\text{B}$	gs	19ms	[3/2]	$\pm 3.17712 \ddagger 51$		71Wi09	BAP-NMR	$\nu/\nu_p=0.379104 25$	${}^{11}\text{B}$ (t,p) recoils in Au, Pt, Pd foils.
${}^{13}_5\text{B}$	gs	19ms	[3/2]		$\pm 0.08$	72Ha68	BAP-NMR	$Q^{12}/Q^{13}=0.358^p 8$ $eqQ^{13}=130 2$ kHz $eqQ^{12}=46.5 5$ kHz	‡Includes estimate of Knight shift from ${}^{12}\text{B}$ ${}^{11}\text{B}$ (d,p) and (t,p) recoils in Mg crystal
${}^{12}_7\text{N}$	gs	12ms	(1)	+0.4571 1		68Su05 67Su09	BAP-NMR	$\nu/\nu_p \ddagger =0.081817 23;$ 0.081850 23, 0.081869 23; 0.081836 13	${}^{10}\text{B}$ ( ${}^3\text{He}$ ,n) recoils in Al; Cu; Pt; $H_o$ measured by proton resonance; $\mu$ (uncorrected for $\sigma$ and $K$ )= 0.45699 13; 0.45723 10; 0.45709 7 ‡Includes correction of 25.6 ppm for proton resonance in $\text{H}_2\text{O}$
${}^{12}_7\text{N}$	gs	12ms	1‡			71Mi06	BAP-NMR		${}^{10}\text{B}$ ( ${}^3\text{He}$ ,n) recoils in Nb, Ta ‡From observed quadrupole spectra

**Table J: Nuclear Moments by  
Perturbed Angular Correlation, Aligned Nuclei, and Specific Heat — Continued**

Nucleus	Level	$T_{1/2}$	I	$\mu$	$Q$	Refer.	Method	Measured Quantity	Environment & Comments
$^{14}_7\text{N}$	5830	12.4ps	[3]	$1.5 \leq  \mu  \leq 2.55^p$		72Be60	PAC		$^{12}\text{C}(^3\text{He}, p)$ recoils in He gas or vacuum; used $H_{\text{calc}}=57.3\text{MG}$
$^{18}_8\text{O}$	1980	3.3ps	[2]	$0.40 <  \mu  < 0.72$		72Go06	AAC		$^{12}\text{C}(^{18}\text{O}^{7+}, \text{O}^{\prime})$ ; $H_{\text{calc}}=85.5\text{MG}$ at oxygen nucleus
$^{17}_9\text{F}$	gs	66s	[5/2]	$\pm 4.7224^d 12$		66Su01	BAP-NMR	$\nu/\nu_p=0.33797, 0.33804$	$\text{O}(d, n)$ recoils in $\text{CaF}_2$ ; $H_o \approx 5\text{kG}$
$^{18}_9\text{F}$	1125	153ns	[5]	$+2.840 65$		67Po09	DPAD	$\omega=16.6 3\text{Mr/s}$ for all cascades	$(\text{SiO on Cu})(^3\text{He}, p)$ ; $H_o=6.1 6\text{kG}$
$^{18}_9\text{F}$	1125	153ns	[5]	$+2.860 30$		67Sc09	DPAD		$(\text{CaO on Au})(^3\text{He}, p)$ ; $H_o=15.71\text{kG}$
$^{19}_9\text{F}$	197	89ms	[5/2]	$+3.69 4$		61Fr07	DPAD		$\text{LiF}$ ; $\text{CaF}_2$ ; $\text{NaF}(p, p')$
$^{19}_9\text{F}$	197	89ns	[5/2]		$\pm 0.11 2$	64Su01	DPAD	$\nu_o=12.4 6\text{MHz}$	$\text{ClF}(p, p')$
$^{19}_9\text{F}$	197	89ns	[5/2]	$+3.59 2$		67Br14	DPAD		$(\text{CaF}_2 \text{ on Cu})(p, p')$ ; $(\alpha, \alpha')$ ; $H_o=10465\text{G}$ measured by proton resonance
$^{19}_9\text{F}$	197	89ns	[5/2]	$\pm 3.605 8$		69Bl18	DPAD	$\omega_p/\omega=3.874 8$	Thick $\text{CaF}_2$ target $(p, p')$ ; $H_o=2.5$ to $18.8\text{kG}$
$^{20}_9\text{F}$	gs	11s	[2]	$+2.094^d 2$		63Ts01	BAP-NMR		$\text{CaF}_2$ crystal (polarized n, ); $H_o$ measured by proton resonance
$^{20}_9\text{F}$	gs	11s	[2]	$\pm 2.0935^d 9$		67Gu14	BAP-NMR	$\nu=2.1820 7\text{MHz}$	$\text{CaF}_2$ crystal (polarized n, ) $H_o=2.7358 4\text{kG}$
$^{20}_9\text{F}$	gs	11.2s	[2]		$\pm 0.064 20$	73Ac03	BAP-NMR	$eqQ=\pm 5.77 2\text{MHz}$ $Q/Q^{19}(197\text{keV})=\pm 0.108 4$	$\text{MgF}_2$ crystal (polarized n, ); $H_o=4.35\text{kG}$
$^{19}_{10}\text{Ne}$	238	17.7ns	[5/2]	$-0.740 8$		69Bl02	DPAD	$\omega/\omega(^{19}\text{F}-197)=-0.2054 15$	$\text{CaF}_2$ (pulsed p, n); $H_o \approx 34\text{kG}$
$^{20}_{11}\text{Na}$	gs	408ms	2	$\pm 0.3694^p 10$		71Ot04 70Bo47	BAP-SE		$^{20}\text{Ne}(d, 2n)$
$^{22}_{11}\text{Na}$	583	243ns	[1]	$+0.535 10$		66Su07	DPAD	$\omega=15.65 25\text{Mr/s}$	$^{210}\text{Po}$ in 30N HF; $H_o=6111 30\text{G}$
$^{22}_{11}\text{Na}$	583	243ns	[1]	$+0.555 17$		67Sc09	DPAD		$(\text{CaF}_2 \text{ on Cu})(\alpha, n)$
$^{29}_{15}\text{P}$	gs	4.2s	[1/2]	$\pm 1.2349^d 3$		71Su13	BAP-NMR	$\mu=1.23374 9$ ; $1.23356 3$	$(\text{Si on Cu})(d, n)$ recoils in red P; Si
$^{37}_{18}\text{Ar}$	1610	4.6ns	[7/2]	$-1.33 5$		71Ra22	DPAD		$\text{K}^{37}\text{Cl}$ (pulsed p, n); $H_o=16.6$ to $47\text{kG}$ calibrated using $^{19}\text{F}$ (197 level)
$^{36}_{19}\text{K}$	gs	245ms	2	$\pm 0.547^p 2$		72Sc35	BAP-SE		$(^{87}\text{Rb} + ^{36}\text{Ar})(p, n)$
$^{37}_{19}\text{K}$	1380	10.5ns	[7/2]	$+5.2 3$		71Ra22	DPAD		$(\text{Ca on Au})(p, \alpha)$ ; $H_o=8.2\text{kG}$ calibrated using $^{19}\text{F}$ (197 level)
$^{41}_{19}\text{K}$	1290	7.3ns	[7/2]	$+4.41 5$		69Bl07	DPAD		$(^{41}\text{K on Ta})(p, p')$ ; $H_o=34\text{kG}$ ; used $g_{\text{ex}}(^{19}\text{F}-197)=1.442 3$

Table J: Nuclear Moments by Perturbed Angular Correlation, Aligned Nuclei, and Specific Heat — Continued

Nucleus	Level	$T_{1/2}$	$I$	$\mu$	$Q$	Refer.	Method	Measured Quantity	Environment & Comments
$^{40}_{20}\text{Ca}$	3740	41ps	[3]	+0.45 <sup>p</sup> ± 24		70Be71 72He19	IMPAC	$\omega\tau=4.0$ 17 mr	(Ca on Fe)(p,p'); $H_o=1$ kG, $H_{hf}=-92$ 6kG; neglected transient fields
$^{40}_{20}\text{Ca}$	4490	272ps	[5]	+1.55 <sup>p</sup> ± 25		70Be71 72He19	IMPAC	$\omega\tau=54$ 9 mr	‡ $H_{hf}$ at Ca in doubt (71Be69) (Ca on Fe)(p,p'); $H_o=1$ kG, $H_{hf}=-92$ 6kG, neglected transients fields
$^{42}_{20}\text{Ca}$	3190	5.5ns	[6]	-2.52 18		70Ma39	IPAD		(KI on Pt)( $\alpha$ ,p); $H_o=10.3$ kG
$^{42}_{20}\text{Ca}$	3190	5.5ns	[6]	-3.00 <sup>+12</sup> <sub>-18</sub>		71No06	DPAD	$\omega=-58.0$ 25Mr/s‡ $=-74.8$ <sup>+30</sup> <sub>-40</sub> Mr/s‡	Ca metal(pulsed $\alpha$ ,p); $H_o=24.20$ 15, 31.5 3kG; assumed $K$ negligible
								‡Unit given as MHz	
$^{41}_{21}\text{Sc}$	gs	0.59s	[7/2]	±5.43 <sup>dp</sup> 2		72Su05	BAP-NMR		$^{40}\text{Ca}(d,n)$ recoils in Pt foil at 4.2°K; expect $K<0.26\%$
$^{43}_{21}\text{Sc}$	3123	450ns	[19/2]	+3.144‡ 19		71Na10	DPAD Strob		Ca metal(pulsed $\alpha$ ,p); $H_o=5.96$ 2, 3.64 1; ~7.5kG
								‡Assumed $K=(0.25$ 20)%	
$^{44}_{21}\text{Sc}$	69	153ns	[1]	+0.35 2		62Be19	DPAC		TiOF solution; $H_o=2648$ ; 5563G
$^{44}_{21}\text{Sc}$	69	153ns	[1]	+0.342 6		67Ri06	DPAC	$\omega=12.35$ Mr/s	$^{44}\text{Ti}$ in HCl; $H_o=7550$ G
$^{44}_{21}\text{Sc}$	69	153ns	[1]		±0.18 <sup>p</sup> ‡	69Be77	PAC		BaTiO <sub>3</sub>
					3			‡Antishielding correction made	
$^{47}_{21}\text{Sc}$	767	274ns	[3/2]	±0.35 5		68Fo02	DPAC	$\omega=6.9$ 10 Mr/s	( $^{44}\text{Ca}$ on Cu)( $\alpha$ ,p); $H_o=6.10$ 6kG
$^{48}_{23}\text{V}$	gs	16d	(4)	±1.63 10		66Ca04	GAP	$\mu H=\pm 1.34$ 8nm-kG	Fe-V; $H_{int}=-82$ kG; $T$ measured by $^{54}\text{Mn}$ in Cu
$^{48}_{23}\text{V}$	306	7.09ns	[2]	+0.376 34		67Au02	IPAC	$G_2\omega\tau=0.331$ 13r, $G_2\omega\tau=0.407$ 23	liquid source, $H_o=36.4$ kG; $^{48}\text{Cr}$ in Cu metal, $H_o=46.6$ kG; $G_2=0.91$ 7; 0.95 6
$^{48}_{23}\text{V}$	306	7.09ns	[2]	±0.44 <sup>p</sup> 19 ±0.51 <sup>p</sup> 23		69Pa12	IPAC		dilute BaCrO <sub>4</sub> in HNO <sub>3</sub> ; $H_o=14.2$ kG
$^{51}_{23}\text{V}$	320	173ps	[5/2]	+4.2 7		63Kr02	NRF		(V metal powder)( $\gamma$ , $\gamma$ ) using gaseous $^{51}\text{CrCl}_2\text{O}_2$ $\gamma$ -source; $H_o=24.7$ kG; assumed $K=+0.6\%$ ( $H_{int}$ uncertain ~10%-65Ma27)
$^{51}_{23}\text{V}$	320	173ps	[5/2]	+3.85 32		68Ke09	IPAD	$\omega\tau=-0.163$ 14r, $\omega\tau=-0.161$ 21, $\omega\tau=-0.159$ 20	4.5%V-Fe alloy, 1%V-Fe alloy, 2%V-Fe alloy CEx with p; $H_{int}=87.3$ 18kG
$^{51}_{24}\text{Cr}$	749	7.5ns	[3/2]	±1.1 <sup>bt</sup> 7		69Ku18	DPAD		$^{50}\text{Cr}(d,p)$
$^{52}_{25}\text{Mn}$	gs	5.7d	(6)	positive‡		57Hu80	GAP		Ce <sub>2</sub> Mg <sub>3</sub> (NO <sub>3</sub> ) <sub>12</sub> ·24
								‡Measured circular polarization of $\gamma$	
$^{52}_{25}\text{Mn}$	gs	5.7d	6?	±2.98 15		61Je04	GAO		La <sub>2</sub> Mg <sub>3</sub> (NO <sub>3</sub> ) <sub>12</sub> ·24
$^{52}_{25}\text{Mn}$	gs	5.7d	(6)	+3.059 2 or +3.0764 6	+0.53 11	70Ni11	GAO-NMR	$g^{52}/g^{55}=$ 0.36961 7 $Q^{52}/Q^{55}=+1.5$ 2 $g^{52}/g^{54}=0.60$	(Ce,La) <sub>2</sub> Mg <sub>3</sub> (NO <sub>3</sub> ) <sub>12</sub> ·24 at 0.1°K; used $\mu_{cor}^{55}=+3.449$ 2 or 3.4680 3 and $Q^{55}=+0.35$ 5
$^{54}_{25}\text{Mn}$	gs	312d	(3)	±2.5 2 positive‡		60Ba42	GAP		(Zn,Ni)SiF <sub>6</sub> ·6; CMN; used $\mu^{52}=3.05$
								‡Measured circular polarization of 840 $\gamma$	
$^{54}_{25}\text{Mn}$	gs	312d	3	±3.28 6		61Je04	GAO		La <sub>2</sub> Mg <sub>3</sub> (NO <sub>3</sub> ) <sub>12</sub> ·24

**Table J: Nuclear Moments by  
Perturbed Angular Correlation, Aligned Nuclei, and Specific Heat – Continued**

Nucleus	Level	$T_{1/2}$	$I$	$\mu$	$Q$	Refer.	Method	Measured Quantity	Environment & Comments
$^{54}_{25}\text{Mn}$	gs	312d	(3)	$\pm 3.284^d_5$ or $\pm 3.302^d_5$		67Te01	GAP-NMR	$\nu = 189.9\ 3\text{MHz}$	$^{54}\text{Mn}$ in Fe; $0.013^\circ\text{K}$ ; $H_o = 675\text{G}$ ; $H_{\text{hf}} = -229.00\text{kG}$ ; recalculated using $\mu_{\text{cor}}^{55} = 3.449\ 2$ or $3.4680\ 3$
$^{54}_{25}\text{Mn}$	gs	312d	(3)	$+3.278\ 2$ or $+3.2959\ 4$	$+0.35\ 8$	70Ni11	GAO-NMR	$g^{54}/g^{55} = +0.79199\ 6$ $Q^{54}/Q^{55} = +0.99\ 10$	(Ce,La) $_2\text{Mg}_3(\text{NO}_3)_{12} \cdot 24$ at $0.1^\circ\text{K}$ , used $\mu^{55} = +3.449\ 2$ or $3.4680\ 3$ and $Q^{55} = +0.35\ 5$
$^{56}_{25}\text{Mn}$	gs	2.58h	(3)	$\pm 3.3\ 3$ positive $\ddagger$		60Ba06	GAP	$g^{52}/g^{56} = 0.47\ 5$ $\ddagger$ Measured circular polarization of $845\gamma$	CMN; used $\mu^{52} = 3.05$
$^{54}_{26}\text{Fe}$	1408	1.0ps	[2]	$+2.86\ddagger_{56}$		72Hu08 74Hu01	IMPAC	$\Delta\theta = -18.9\ 48\text{mr}$ , $\Delta\theta = -12.3\ 22\text{mr}$	CEx with $^{16}\text{O}$ , recoils in Fe, $\text{Fe}_{0.8}\text{-Co}_{0.2}$ ; $H_{\text{hf}} = -330$ , $-364\text{kG}$ for Fe, alloy respectively $\ddagger$ Analyzed $\Delta\theta$ vs $E_{\text{recoil}}$ with transient field theory. Assumed 12% radiation damage correction to $H_{\text{hf}}$ .
$^{54}_{26}\text{Fe}$	2950	1.22ns	[6]	$\pm 8.22\ 18$		71He21	DPAD	$\omega = 2230\ 50\ \text{Mr/s}$	$^{54}\text{Fe}(p,p')$ ; $H_o = 2.5\text{kG}$ ; $H_{\text{int}} = -339\text{kG}$
$^{56}_{26}\text{Fe}$	847	6.9ps	[2]	$+1.12\ 32$		61Me11	NRF	$\omega\tau = \pm 0.485^\circ$	Fe( $\gamma,\gamma$ ) using gaseous $^{56}\text{CoCl}_2$
$^{56}_{26}\text{Fe}$	847	6.9ps	[2]	$+1.23\ddagger_{34}$		63Ap01	IPAC	$\omega\tau = 7.9\ddagger_{37}\text{mr}$	$\gamma$ -source; $H_{\text{int}} = 3.17\text{kG}$ $^{56}\text{Co}$ diffused into Fe; $H_{\text{int}} = -330\ 10\text{kG}$ $\ddagger$ Corrected for other $\gamma$ 's coincident with $845\gamma$ and for influence of field on position of peaks
$^{56}_{26}\text{Fe}$	847	6.93ps $\ddagger$	[2]	$+1.20\ddagger_{20}$		72Hu08 74Hu01	IMPAC	$\ddagger\Delta\theta$ vs $E_{\text{recoil}}$ fit with transient field theory $\ddagger$ Value used in analysis	Fe( $p,p'$ ) recoils in Fe
$^{57}_{26}\text{Fe}$	136	8.8ns	[5/2]	$\pm 0.915\ 45$		64Ko16	DPAD		( $^{57}\text{Fe}$ on Cu)( $p,p'$ ); $H_{\text{int}} = -333\text{kG}$
$^{57}_{26}\text{Fe}$	136	8.8ns	[5/2]	$+0.85\ 12$		69Sp05	IPAD	$\omega\tau = 0.230\ 36r$	Stainless steel ( $14\text{MeV O}^{3+}, \text{O}'$ ); $H_o = 11.0\text{kG}$
$^{57}_{26}\text{Fe}$	367	7ps	[3/2]	$ \mu  < 0.6$ or $H_{\text{int}} \neq 330\text{kG}$		69Sp05	IMPAC		( $^{57}\text{Fe}$ on Fe)( $30\text{MeV O}^{4+}, \text{O}'$ ); $H_{\text{int}} = 330\text{kG}$ assumed
$^{57}_{26}\text{Fe}$	367	7ps	[3/2]	$ \mu  < 0.9$		74Hu01	IMPAC	$\Delta\theta = 6\ 9\text{mr}$	$^{57}\text{Fe}$ recoils in $\text{Fe}_8\text{Co}_2$ $H_{\text{hf}}(\text{Static}) = -364\text{kG}$ ; $\Phi_l/g = -14.5\text{mr}$ expected from transient field theory including radiation damage correction to $H_{\text{hf}}$
$^{57}_{26}\text{Fe}$	707	3ps	[5/2]	$ \mu  < 1.0$		74Hu01	IMPAC	$\Delta\theta = 4.0\ 55\text{mr}$	$^{57}\text{Fe}$ recoils in $\text{Fe}_8\text{Co}_2$ ; $H_{\text{hf}}(\text{Static}) = -364\text{kG}$ ; $\Phi_l/g = -13.6\text{mr}$ expected from transient field theory including radiation damage corrections to $H_{\text{hf}}$
$^{58}_{26}\text{Fe}$	811	6.4ps	[2]	$+1.08\ 34$		69Si13	IPAC	$\omega\tau = 7.73\ 175\ \text{mr}$	$^{58}\text{Co}$ in Fe; $H_o \approx 5\text{kG}$ , $H_{\text{hf}} = 323.4\text{kG}$ at room $T$
$^{59}_{26}\text{Fe}$	gs	45d	(3/2)	$\pm 1.1\ 2$		70Ts04	GAO	$A^{59}/k = 6.2\ 11\text{m}^\circ\text{K}$	$\text{Nd}_2\text{Zn}_3(\text{NO}_3)_{12} \cdot 24$ crystal; $\text{Ce}_2\text{Zn}_3(\text{NO}_3)_{12} \cdot 24$ crystal; used $A/k(^{57}\text{Fe}) = 1.57\ 4\text{m}^\circ\text{K}$
$^{55}_{27}\text{Co}$	gs	18h	[7/2]	$\pm 5.3$ or $4.5$		60Ba20	GAP	$g^{58}/g^{55} = 1.33$ or $1.55\ 10$	$\text{Ce}_2\text{Mg}_3(\text{NO}_3)_{12} \cdot 24$ ; used $I^{58} = 2$ , $\mu^{58} = 4.03$
$^{55}_{27}\text{Co}$	gs	18h	[7/2]	$\pm 4.3\ 3$		61Ch12	GAO		(Ni,Zn)SiF $_6 \cdot 6$ crystal; $^{60}\text{Co}$ used as thermometer

Table J: Nuclear Moments by Perturbed Angular Correlation, Aligned Nuclei, and Specific Heat - Continued

Nucleus	Level	$T_{1/2}$	$I$	$\mu$	$Q$	Refer.	Method	Measured Quantity	Environment & Comments
$^{57}_{27}\text{Co}$	gs	270d	(7/2)	+4.722 <sup>d</sup> 17	+0.49 9	72Ni01	GAO-NMR	$A=+243.46$ 48MHz $B=+317.7$ 5MHz $P=+0.28$ 4MHz	(Ce,La) <sub>2</sub> (Mg,Co) <sub>3</sub> (NO <sub>3</sub> ) <sub>12</sub> •24; for $^{59}\text{Co}$ used $A=+79.096$ 4, $B=+103.91$ 4, $P=+0.0720$ 4 in units of ( $hc \times 10^{-4} \text{cm}^{-1}$ ) from ENDOR and $\mu_{\text{cor}}^{59} = 4.616$ 9, $Q^{59} = +0.38$
$^{57}_{27}\text{Co}$	1378	19.4ps	[3/2]	+2.8 9		67Be17	IPAC		$\text{Fe}(\alpha, \gamma); H_{\text{int}} = -290.6$ 9kG
$^{57}_{27}\text{Co}$	1378	19.4ps	[3/2]	+3.0 6		70Va10	IMPAC	$\omega\tau = 70\text{mr}$	$^{54}\text{Fe}(\alpha, n); H_{\text{int}} = -290.6$ 9kG
$^{58}_{27}\text{Co}$	gs	71.3d	[2]	$\pm 3.5$ 3		52Da19	GAO		(Co,Cu,Zn)Rb <sub>2</sub> (SO <sub>4</sub> ) <sub>2</sub> •6
$^{58}_{27}\text{Co}$	gs	71.3d	[2]	+4.035 8	+0.21 3	72Ni01	GAP-NMR	$A=+362.73$ 4MHz $B=+476.75$ 20MHz $P=+0.41$ 2MHz	See $^{57}\text{Co}$ (72Ni01) above
$^{58}_{27}\text{Co}$	54	10.2 $\mu\text{s}$	[4]	+4.184 8		70Be33	Strob DPAD	$B_0 = 627.4$ 10 G for $T_0 = 1\mu\text{s}$	$^{57}\text{Fe}$ (pulsed d,n); target at $T = 930^\circ\text{C}$ ( $T > T_C$ )
$^{59}_{27}\text{Co}$	1292	564ps	[3/2]	+1.99 35		67Ag03	IPAC		dilute FeCl <sub>3</sub> ; dilute FeCl <sub>2</sub> ; K <sub>3</sub> Fe(CN) <sub>6</sub> ; $H_0 = 18.2$ kG, $\beta = 1.5$
$^{59}_{27}\text{Co}$	1292	564ps	[3/2]	+1.64 14		71Ar07	IPAC AAC	$g = +1.11$ 10 $g = \pm 1.04$ 16	$^{59}\text{Co}-\text{Fe}; H_0 = 13$ kG, $H_{\text{int}} = -276$ kG; $^{59}\text{Co}-\text{Cu}, ^{59}\text{Co}-\text{Ni}, ^{59}\text{Co}-\text{Fe}$
$^{60}_{27}\text{Co}$	gs	5.26y	(5)	$\pm 3.5$ 5		54Bl07	GAO	$\beta T = 0.0112^\circ\text{K}$	(Co,Cu,Zn)Rb <sub>2</sub> (SO <sub>4</sub> ) <sub>2</sub> •6; used $\beta T^{59} = 0.021^\circ\text{K}; \mu^{59} = 4.62$
$^{60}_{27}\text{Co}$	gs	5.26y	(5)	$\pm 4.3$ 2		55Po17	GAO		(Co,Cu,Zn)(NH <sub>4</sub> ) <sub>2</sub> (SO <sub>4</sub> ) <sub>2</sub> •6 crystal
$^{60}_{27}\text{Co}$	gs	5.26y	(5)	positive		55Wh42	GAP		Ce <sub>2</sub> Mg <sub>3</sub> (NO <sub>3</sub> ) <sub>12</sub> •24; measured circular polarization of $\gamma$
$^{60}_{27}\text{Co}$	gs	5.26y	(5)	+3.790 8	+0.42 5	72Ni01	GAP-NMR	$A=+136.22$ 7MHz $B=+179.08$ 8MHz $P=+0.113$ 5MHz	See $^{57}\text{Co}$ (72Ni01) above
$^{63}_{28}\text{Ni}$	87.2	1.72 $\mu\text{s}$	[5/2]	+0.752 2		70Bl06 71Bl15	DPAC		$^{62}\text{Ni}$ (pulsed d,p); $H_0 = 18.33$ kG
$^{62}_{29}\text{Cu}$	41	4.80ns	[2]	$\pm 1.21$ 6		71Bl15	DPAC		$^{62}\text{Ni}$ (pulsed p,n); $H_0 = 28.0$ kG at $870^\circ, 970^\circ\text{K}; H_0 = 5.55, 11.1$ kG at $290^\circ\text{K}, H_{\text{int}} = -41.8, -36.4$ kG
$^{62}_{29}\text{Cu}$	41	4.80ns	[2]	$\pm 1.34$ 12		71Bo64	IPAC	$\omega\tau = -0.56^{+56}_{-28}\text{r}$	Ni( $\alpha, 2n$ ); aqueous ZnCl <sub>2</sub> ; $H_0 =$
$^{62}_{29}\text{Cu}$	390	11.5ns	[3]	$\pm 1.89^p$		69Su13	PAC	$\omega = -44$ 8Mr/s	13.20 15kG aligned $^{60}\text{Ni}$ (pulsed $\alpha, np$ ), $H_{\text{int}} = -47.2$ kG
$^{64}_{29}\text{Cu}$	1590	20.4ns	[6]	+1.02 <sup>p</sup> 6		71Su09	PAC		aligned $^{62}\text{Ni}$ (pulsed $\alpha, np$ )
$^{64}_{29}\text{Cu}$	1590	20.4ns	[6]	+1.06 <sup>p</sup> 3		72Bl14	DPAD		
$^{66}_{29}\text{Cu}$	1154	596ns	[6]	+1.038 <sup>p</sup> 3		72Bl14	DPAD		
$^{67}_{30}\text{Zn}$	185	1.01ns	[3/2]	+0.38 12		68Li02	IPAC	$\omega\tau = 3.1^\circ\ddagger$	Cu foils( $\alpha, 2n$ ); $H_0 = 31.2$ kG
$^{67}_{30}\text{Zn}$	185	1.01ns	[3/2]	$\pm 0.51$ 6		69Bo41	IPAC	$\ddagger$ Corrected for strong annihilation background	GaCl; $H_0 = 18.3$ kG
$^{67}_{30}\text{Zn}$	185	1.01ns	[3/2]	+0.35 12		71Re01	DPAC		
$^{67}_{30}\text{Zn}$	605	340ns	[9/2]	-1.093 <sup>p</sup> 20		72Be61	IPAC DPAD		
$^{67}_{32}\text{Ge}$	734	70ns	[9/2]	-0.945 <sup>p</sup> 30		72Be61	DPAD		
$^{67}_{32}\text{Ge}$	734	70ns	[9/2]			72Ha69	DPAD	$Q/Q^{69}(398\text{keV}) =$ 1.22 <sup>p</sup> 2	Zn(pulsed $\alpha, \gamma$ ); Ga(pulsed p, $\gamma$ ); $T < T_{\text{melt}}$
$^{69}_{32}\text{Ge}$	398	2.8 $\mu\text{s}$	[9/2]	-1.0008 <sup>d</sup> 32		70Ch05	Strob	$B_{0 \text{ corr}} =$ 2.951 10kG for $T_0 = 1\mu\text{s}$	liquid $^{69}\text{Ga}$ (pulsed p,n); used $K_{\text{Ga}} = 4.49$ 4x10 <sup>-3</sup> , $\sigma_{\text{Ge}} = 2.8$ x10 <sup>-3</sup>

Table J: Nuclear Moments by  
 Perturbed Angular Correlation, Aligned Nuclei, and Specific Heat – Continued

Nucleus	Level	$T_{1/2}$	$I$	$\mu$	$Q$	Refer.	Method	Measured Quantity	Environment & Comments
$^{70}_{32}\text{Ge}$	1040	1.3ps	[2]	+1.18 $\ddagger$ 58		69He11	IMPAC	$\Delta\theta = -11.2$ 15mr	( $^{70}\text{Ge}$ on Fe)( $^{16}\text{O}, \text{O}'$ ); $H_o \sim 1\text{kG}$ ; $H_{\text{int}} = +70$ 3kG
$^{70}_{32}\text{Ge}$	1040	1.3ps	[2]	+1.76 $^c$ $\ddagger$ 42		74Hu01 (69He11)	IMPAC	$\ddagger$ Includes estimate of transient field	$H_{\text{int}} = +70$ 3kG
$^{71}_{32}\text{Ge}$	175	79ns	[5/2]	+1.015 10		68Mo12	DPAD	$\ddagger$ Included effect of decays-in-flight	AuGa <sub>2</sub> (pulsed p,n), $H_o = 15.98\text{kG}$ ; (Ga on Au)(pulsed p,n), $H_o = 26.04\text{kG}$
$^{71}_{32}\text{Ge}$	175	79ns	[5/2]			72Ha69	DPAD	$Q/Q^{69}(398\text{keV}) = 0.219^p$ 4	Zn(pulsed $\alpha$ , ); Ga(pulsed p, ); $T < T_{\text{melt}}$
$^{71}_{32}\text{Ge}$	198	20.2ms	[9/2]	-1.022 23 -1.0396 $^d$ 23		70Be29	DPAD Strob	$B_o = 355.8$ 8G for $T_o = 64\mu\text{s}$	liquid $^{71}\text{Ga}$ (pulsed p,n); $H_o = 98.7, 72.4\text{G}$ for DPAD
$^{71}_{32}\text{Ge}$	198	20.2ms	[9/2]		$\pm 0.28^p$ 10	72Ri13	$\ddagger$		liquid Ga(pulsed p,n) $\ddagger$ Measured relaxation time as f(T) by GAO
$^{72}_{32}\text{Ge}$	835	3.14ps	[2]	+1.00 50		69He11	IMPAC	$\Delta\theta = -9.9$ 17mr	( $^{72}\text{Ge}$ on Fe)( $^{16}\text{O}, \text{O}'$ ); $H_{\text{int}} = +70$ 3kG
$^{72}_{32}\text{Ge}$	835	3.14ps	[2]	+1.16 $^c$ $\ddagger$ 28		74Hu01 (69He11)	IMPAC	$H_{\text{int}} = +70$ 3kG $\ddagger$ Included effect of decays-in-flight	
$^{74}_{32}\text{Ge}$	596	12ps	[2]	+0.92 46		69He11	IMPAC	$\Delta\theta = -11.3$ 13mr	( $^{74}\text{Ge}$ on Fe)( $^{16}\text{O}, \text{O}'$ ); $H_{\text{int}} = +70$ 3kG
$^{74}_{32}\text{Ge}$	596	12ps	[2]	+0.94 $^c$ $\ddagger$ 20		74Hu01 (69He11)	IMPAC	$H_{\text{int}} = +70$ 3kG $\ddagger$ Included effect of decays-in-flight	
$^{76}_{32}\text{Ge}$	563	17.6ps	[2]	+0.74 36		69He11	IMPAC	$\Delta\theta = -9.9$ 15mr	( $^{76}\text{Ge}$ on Fe)( $^{16}\text{O}, \text{O}'$ ); $H_{\text{int}} = +70$ 3kG
$^{76}_{32}\text{Ge}$	563	17.5ps	[2]	+0.72 $^c$ $\ddagger$ 16		74Hu01 (69He11)	IMPAC	$H_{\text{int}} = +70$ 3kG $\ddagger$ Included effect of decays-in-flight	
$^{72}_{33}\text{As}$	215	80ns	[3]	+1.575 $^p$ 18		72Be62	DPAD		$^{72}\text{Ge}$ (p,n)
$^{73}_{33}\text{As}$	66.9	5.0ns	[5/2]	+1.62 10		63Bo26	DPAC	$\nu = 116$ 6MHz	
$^{73}_{33}\text{As}$	427	5.8 $\mu\text{s}$	[9/2]	+5.157 $\ddagger$ 32		69Qu03	PAD- NMR	$ g (1+K) = 1.1495$ 57	liquid $^{71}\text{Ga}$ metal( $\alpha, 2n$ ); $H_1, \nu_1 = 8.5\text{G}, 858\text{kHz}$ ; 12.4, 854; 17.0, 856; 14.6, 925
$^{73}_{33}\text{As}$	427	5.8 $\mu\text{s}$	[9/2]	$\pm 5.234$ 13		70Be23	Strob	$\ddagger$ Assumed $K = +0.32\%$	solid $^{72}\text{Ge}$ (d,n)
$^{74}_{33}\text{As}$	274	26.8ns	[3]	+2.428 $^d$ 30		71Ch10	DPAD	$\omega/\omega(^{19}\text{F}-197\text{keV}) = +0.555$ 4	$^{74}\text{Ge}$ metal(pulsed p,n); $H_o = 21\text{kG}$ ; Knight shift negligible
$^{75}_{33}\text{As}$	265	11.9ps	[3/2]	$\pm 1.11$ 33		71Be89	IPAC	$\omega\tau = 9.0$ 24mr	Se in Fe; $H_{\text{eff}} = 150$ 17kG
$^{75}_{33}\text{As}$	265	11.9ps	[3/2]	+0.93 $^p$ 24		72Ch36	IPAC	$\omega\tau = 16.2$ 4mr	implantation in Fe foil by mass-separator; $H_{\text{int}} = 319$ 33kG measured using 280keV level
$^{75}_{33}\text{As}$	280	0.28ns	[5/2]	+0.90 28		60Ma03	IPAC	$G_2\omega\tau = -17.2$ 34mr	$^{74}\text{Se}$ (pile n, ) dissolved in $\text{HNO}_3$ ; $H_o = 13\text{kG}$ ; $\beta = 1, G_2 = 1$
$^{75}_{33}\text{As}$	280	0.28ns	[5/2]	+0.83 $^p$ 18		66Ag01	IPAC	$\omega\tau = 13.6$ 22mr	material not given; $H_o = 20\text{kG}$
$^{75}_{33}\text{As}$	280	0.28ns	[5/2]	$\pm 2.4^p$ 3		70Az01	IPAC		$^{75}\text{Se}$ in $\text{HNO}_3$ ; $H_o = 10\text{kG}$ ; used $\beta = 1, G_2 = 1$
$^{75}_{33}\text{As}$	280	0.28ns	[5/2]	$\pm 0.91$ 12		71Be89	IPAC	$\omega\tau/H = 0.698$ 75r/MG $\omega\tau = 104.7$ 35mr	$\text{H}_2\text{SeO}_3$ in dilute HCl, $H_o = 20\text{kG}$ Se in Fe, find $H_{\text{eff}} = 150$ 17kG and $H_{\text{int}} = 145$ 18kG
$^{76}_{33}\text{As}$	45	2.60 $\mu\text{s}$	[1]	+0.558 1		71Be90	Strob	$B_o = 1175$ 2G for $T_o = 1\mu\text{s}$	metallic $^{76}\text{Ge}$ (p,n)
$^{77}_{33}\text{As}$	473	116 $\mu\text{s}$	[9/2]	$\pm 5.508^p$ 9		70Be78	Strob		liquid $^{76}\text{Ge}$ metal(d,n)

**Table J: Nuclear Moments by Perturbed Angular Correlation, Aligned Nuclei, and Specific Heat – Continued**

Nucleus	Level	$T_{1/2}$	$I$	$\mu$	$Q$	Refer.	Method	Measured Quantity	Environment & Comments
$^{76}_{34}\text{Se}$	559	11.1ps	[2]	+0.80 24		67Mu10	IPAC	$\omega\tau=20$ 3mr	pure metal; Fe-As(pile n, ); $H_{\text{int}}=+650$ 150kG
$^{76}_{34}\text{Se}$	559	11.1ps	[2]	+0.80 22		69He11	IMPAC	$\Delta\theta=-27.1$ 15mr	( $^{76}\text{Se}$ on Fe)( $^{16}\text{O},\text{O}'$ ); $H_o\approx 1$ kG $H_{\text{int}}=+650$ 150kG
$^{77}_{34}\text{Se}$	249	9.4ns	[5/2]	+1.20 15		64En01	DPAC	$\omega=75$ 8Mr/s	$K^{77}\text{Br}$ ; $H_o=33$ kG
$^{77}_{34}\text{Se}$	440	24ps	[5/2]	+1.02 28		70Ro32	IMPAC	$\Delta\theta=-53.0$ 88mr	recoils in Fe; $H_{\text{int}}=$ +650 150kG; $H\tau_i=+4.5$ 23MG-ps
$^{78}_{34}\text{Se}$	614	8.6ps	[2]	+0.82 22		69He11	IMPAC	$\Delta\theta=-24.0$ 16mr	( $^{78}\text{Se}$ on Fe)( $^{16}\text{O},\text{O}'$ ); $H_{\text{int}}=+650$ 150kG
$^{80}_{34}\text{Se}$	666	8.05ps	[2]	+0.84 24		69He11	IMPAC	$\Delta\theta=-23.9$ 11mr	( $^{80}\text{Se}$ on Fe)( $^{16}\text{O},\text{O}'$ ); $H_{\text{int}}=$ +650 150kG
$^{82}_{34}\text{Se}$	655	11.3ps	[2]	+0.86 24		69He11	IMPAC	$\Delta\theta=-29.5$ 8mr	( $^{82}\text{Se}$ on Fe)( $^{16}\text{O},\text{O}'$ ); $H_{\text{int}}=+650$ 150kG
$^{78}_{35}\text{Br}$	181	100 $\mu$ s	[4]	$\pm 4.100\ddagger$ 12		71Br31	PAD-NMR		molten Se-Tl(pulsed p,n); $H_o=6.5$ G
$^{78}_{35}\text{Br}$	181	100 $\mu$ s	[4]	+4.08 $\ddagger$ 8		71In04	DPAD		$\ddagger$ Uncorrected for Knight shift or diamagnetism Molten Se-Tl(390°C) (pulsed p, ); $H_o=51.5$ 5, 63.8 1, 96.3 9G $\tau_{\text{relax}}=40$ 30 $\mu$ s
$^{81}_{35}\text{Br}$	540	35 $\mu$ s	[9/2]	$\pm 5.84\ddagger$ 7		71Br31	PAD-NMR		$\ddagger$ Uncorrected for Knight shift or diamagnetism molten Se-Tl (pulsed d,n); $H_o=10.4$ G
$^{81}_{35}\text{Br}$	540	35 $\mu$ s	[9/2]	$\pm 5.674\ddagger$ 45		71Ch28	Strob	$\omega_o=391.70$ kr/s for $n=2$ ; $H_o=64.87$ G	Se-Tl at 450°C(pulsed 10MeV d, ); $\tau_{\text{relax}}=24$ 11 $\mu$ s
$^{82}_{35}\text{Br}$	gs	36h	(5)	positive		71Hi12	BAP		$\ddagger$ Uncorrected for Knight shift or diamagnetism $^{82}\text{Br}$ and $^{57}\text{Co}$ implanted in Fe; $T\sim 30$ m°K
$^{79}_{36}\text{Kr}$	148	77.7ns	[5/2]	+1.122 10		68Bl04	DPAD		aqueous( $K^{19}\text{F}+K^{79}\text{Br}$ )(pulsed p,n); $H_o\sim 25$ kG; used $g(^{19}\text{F}_{\text{ax}})=1.445$ 3
$^{83}_{36}\text{Kr}$	9.3	143ns	[7/2]	-1.82 $\dagger$ 25	$\approx 1^{\text{P}}$	67Mi17	DPAC	$2\omega_{\text{spin}}=$ 29.6 $\dagger$ Mr/s $\ddagger$	RbCl at 23°C; $H_o=1.7$ kG; polycrystalline $\text{Rb}_2\text{Mg}(\text{SO}_4)_2\cdot 6$
									$\ddagger$ Unit given as MHz $\dagger$ Values as reported in paper
$^{86}_{38}\text{Sr}$	?	460ns	[8]	-1.93 $\text{P}$ 12		72Ha66	DPAD	$\omega=8.46$ 50Mr/s	$^{86}\text{Sr}$ (p,n); $H_o=7.27$ kG
$^{86}_{39}\text{Y}$	243	28.5ns	[2]	-1.06 6		68Tr11	DPAC		As( $^{16}\text{O},5$ n)Zr, chem; Zr in 1M HF solution; $H_o\sim 41$ kG; $\beta=1$ assumed
$^{90}_{40}\text{Zr}$	3590	130ns	[8]	$\pm 10.84$ 14		70Na13 71Na16	Strob	$\omega=78.55$ 79Mr/s $\ddagger$	Sr metal( $\alpha,2$ n); $H_o=12.00$ 4kG; $K=0.87\%$ assumed
$^{91}_{40}\text{Zr}$	>2265	29.0ns	[15/2]	$\pm 5.32^{\text{P}}$ 8		72Ba82	DPAD		$\ddagger$ Unit given as MHz $^{88}\text{Sr}$ ( $\alpha,$ n)

**Table J: Nuclear Moments by  
Perturbed Angular Correlation, Aligned Nuclei, and Specific Heat – Continued**

Nucleus	Level	$T_{1/2}$	$I$	$\mu$	$Q$	Refer.	Method	Measured Quantity	Environment & Comments
$^{91}_{41}\text{Nb}$ $^{95}_{41}\text{Nb}$	2378 gs	10.0ns 35d	[17/2] [9/2]	$\pm 10.62^p 34$ $\pm 6.3 6$  $\mu H < 0$		72Ba82 67Ca07	DPAD GAP		$^{89}\text{Y}(\alpha, 2n)$ dilute Nb-Fe; Nb-Co alloys; $H_{\text{int}}(\text{in Fe}) = 255\text{kG}$ from NMR measured circular polari- zation of 768 $\gamma$
$^{92}_{42}\text{Mo}$	2761	190ns	[8]	$\pm 11.2 6$		70Co28 71Co08	DPAC	$\omega = 25.5 12\text{Mr/s}$	$^{90}\text{Zr}$ foil( $\alpha, 2n$ ); $H_o = 3.8 1\text{kG}$
$^{92}_{42}\text{Mo}$	2761	190ns	[8]	$\pm 11.27 13$		70Na13 71Na16	Strob	$\omega(1) =$ 70.37 63Mr/s $\ddagger$ $\omega(2) =$ 71.05 64Mr/s $\ddagger$  $\ddagger$ Unit given as MHz	( $^{90}\text{Zr}$ metal on Zr)( $\alpha, 2n$ ); $H_o =$ 10.39 2kG; (1)=773 $\gamma$ , (2)= 1511 $\gamma$
$^{94}_{42}\text{Mo}$ $^{95}_{42}\text{Mo}$	2953 204	97.7ns 760ps	[8] [3/2]	$\pm 10.54^p 16$ -0.55 6		72Fa16 66An02	DPAD IPAC	$\omega\tau = -44 3\text{mr}$ $\omega\tau = -37.5 80\text{mr}$	$^{92}\text{Zr}(\alpha, 2n)$ ; $H_o = 15.85\text{kG}$ solid Mo(d, ) liquid $\text{HTcO}_4 + \text{H}_2\text{MoO}_4$ in $\text{HNO}_3$ ; $H_o = 22.5 3\text{kG}$
$^{95}_{42}\text{Mo}$	204	760ps	[3/2]	-0.39 3		70Bo28	IPAC	$\omega\tau = +28.0 17\text{mr}$ (average for 2 cascades)	Nb foil( $\alpha, 2n$ ); $H_o = 20.6 4\text{kG}$ assumed
$^{98}_{42}\text{Mo}$	787	3.5ps	[2]	+0.68 36		69He11	IMPAC	$\Delta\theta = -12.1 30\text{mr}$	( $^{98}\text{Mo}$ on Fe)(O, O'); $H_o \sim 1\text{kG}$ ; $H_{\text{int}} = -256 5\text{kG}$
$^{100}_{42}\text{Mo}$	536	10ps	[2]	+0.68 36		69He11	IMPAC	$\Delta\theta = -8.0 10\text{mr}$	$^{100}\text{Mo}$ on Fe(O, O'); $H_{\text{int}} = -256 5\text{kG}$
$^{96}_{43}\text{Tc}$	gs	4.3d	[6]	$\pm 4.60 14$		71Fo24	GAP- NMR	$\nu = 173.23 5\text{MHz}$ , 171.45 5, 168.88 8	Tc-Fe; $H_o = 1.317, 4.39, 8.78\text{kG}$ ; Obtain $g$ from slope of $\nu$ vs $H_o$ and $H_{\text{int}} = -298 10\text{kG}$ from intercept
$^{99}_{43}\text{Tc}$ $^{99}_{43}\text{Tc}$	141 141	192ps 192ps	[7/2] [7/2]	$\pm 3.8 12$ +4.7 12		68Za04 69In07	IPAC IPAC	$\omega\tau = 30 10\text{mr}$ $\omega\tau = +0.58 10r$	solid $\text{MoO}_3$ ; $H_o = 20 1\text{kG}$ Mo-Fe(pile n, ); assumed $H_{\text{int}} = -320 65\text{kG}$
$^{99}_{43}\text{Tc}$	181	3.59ns	[5/2]	$\pm 3.6 5$ positive		58Ra16	AAC		Mo wire dissolved in $\text{HNO}_3$ ; $H_o = 10\text{kG}$
$^{99}_{43}\text{Tc}$	181	3.59ns	[5/2]	+3.6 4		59Bo43	IPAC	$G_2 = 0.81 5$	fission Mo in $(\text{NH}_4)_2\text{MoO}_4$ ; $H_o = 15.55\text{kG}$ ( $H_{\text{int}}$ uncertain $\sim 10\%$ , 65Ma27)
$^{99}_{43}\text{Tc}$ $^{99}_{43}\text{Tc}$	181 181	3.59ns 3.59ns	[5/2] [5/2]	+3.6 3 +3.28 6		65An02 71Wi08	IPAC DPAC		$(\text{NH}_4)_2\text{MoO}_4$ ; $H_o = 16.00 25\text{kG}$ Tc-Cu; $H_o = 29.80 15\text{kG}$
$^{98}_{44}\text{Ru}$	654	5.9ps	[2]	+0.60 34		69He11	IMPAC	$\omega\tau = -5.0 40\text{mr}$	( $^{98}\text{Ru}$ on Fe)( $^{16}\text{O}, \text{O}'$ ); $H_{\text{int}} = -505 15\text{kG}$
$^{98}_{44}\text{Ru}$	654	5.9ps	[2]	+0.78 $\ddagger$ 60		74Hu01 (69He11)	IMPAC	$\ddagger$ Used $H_{\text{int}}$ (IMPAC) = -359 44kG, based on $g_{\text{ave}}(2+) = 0.40 3$ , and $\Phi_r = -10.7 24\text{mr}$ ; included effect of decays-in-flight	
$^{99}_{44}\text{Ru}$	gs	-	(5/2)	-0.623 $\ddagger$ 21		65Ma27	DPAC	$\ddagger$ Using $\mu(90)/\mu(\text{gs}) = +0.455 16$ from Mössbauer experiments (66Ki02) and $g(90) = -0.189 4$ ; Ru in Cu	
$^{99}_{44}\text{Ru}$	90	20.7ns	(3/2)	-0.392 40		64Bo28	DPAC	$\omega =$ 38.7 11x10 <sup>6</sup> s <sup>-1</sup> $\ddagger$  $\ddagger$ Unit as given	liquid $\text{RhCl}_3$ in 3N HCl; ( $H_{\text{int}}$ uncertain $\sim 10\%$ , 65Ma27)
$^{99}_{44}\text{Ru}$	90	20.7ns	(3/2)	-0.284 6		65Ma27	DPAC	$g = -0.181 2$ $g = -0.189 2$  $g = \pm 0.184 10$	liquid source; $H_o = 41.6 4\text{kG}$ Ru in Cu; $H_o = 41.5 4\text{kG}$ , $\beta \approx 0.958$ Ru in Ni; $H_{\text{int}} = -180 10\text{kG}$
				negative			IPAC		



Table J: Nuclear Moments by Perturbed Angular Correlation, Aligned Nuclei, and Specific Heat -- Continued

Nucleus	Level	$T_{1/2}$	$I$	$\mu$	$Q$	Refer.	Method	Measured Quantity	Environment & Comments
$^{100}_{44}\text{Ru}$	540	11.9ps	[2]	+1.02 13		66Au06	IPAC	$\omega\tau = -17.8$ 12mr	$^{100}\text{Ru}$ in Fe; $H_o = 10\text{kG}$ , $H_{\text{int}} = -442$ 31kG
$^{100}_{44}\text{Ru}$	540	11.9ps	[2]			69He11	IMPAC	$\Delta\theta = 3.3$ 32mr	( $^{100}\text{Ru}$ on Fe)( $^{16}\text{O}, \text{O}'$ ); $H_o \approx 1\text{kG}$ ; $H_{\text{int}} = -505$ 15kG
$^{100}_{44}\text{Ru}$	540	11.9ps	[2]	+0.94 <sup>c</sup> ± 30		74Hu01 (69He11)	IMPAC	‡See $^{98}\text{Ru}(654)$ , 74Hu01	
$^{101}_{44}\text{Ru}$	127	550ps	[3/2]	-0.310 26		66Au06	IPAC	$\omega\tau = +336$ 13mr	$^{101}\text{Ru}$ in Fe; $H_o = 10\text{kG}$ , $H_{\text{int}} = -442$ 31kG
$^{102}_{44}\text{Ru}$	475	17.6ps	[2]	+0.80 18		66Au06	IPAC	$\omega\tau = +130$ 4mr $\omega\tau = -20.9$ 42mr	$^{101}\text{Ru}$ in Ni; $H_{\text{int}} = -178$ 8kG $^{102}\text{Ru}$ in Fe; $H_o = 10\text{kG}$ , $H_{\text{int}} = -442$ 31kG
$^{102}_{44}\text{Ru}$	475	17.6ps	[2]	±0.76 <sup>ap</sup> 50		68Fr17	PAC	$\omega\tau = -22$ 14mr	Ru diffused in Fe; $H_{\text{int}} =$ 500 2kG
$^{102}_{44}\text{Ru}$	475	17.6ps	[2]			69He11	IMPAC	$\Delta\theta = 2.8$ 44mr	( $^{102}\text{Ru}$ on Fe)( $^{16}\text{O}, \text{O}'$ ); $H_{\text{int}} = -505$ 15kG
$^{102}_{44}\text{Ru}$	475	17.6ps	[2]	+0.741 62		72Jo06	IPAC	$\omega\tau = -21.7$ 12mr	Rh in Fe at liquid He temp; $H_o = 22\text{kG}$ ; $H_{\text{hf}} = -503$ 9kG
$^{102}_{44}\text{Ru}$	475	17.6ps	[2]	+0.62 <sup>c</sup> ± 24		74Hu01 (69He11)	IMPAC	‡See $^{98}\text{Ru}(654)$ , 74Hu01	
$^{104}_{44}\text{Ru}$	358	58ps	[2]	+0.58 8		69He11	IMPAC	$\Delta\theta = 47.8$ 44mr	( $^{104}\text{Ru}$ on Fe)( $^{16}\text{O}, \text{O}'$ ) $H_{\text{int}} = -505$ 15kG
$^{104}_{44}\text{Ru}$	358	58ps	[2]	+0.82 <sup>c</sup> ± 10		74Hu01 (69He11)	IMPAC	‡Used $H_{\text{hf}}$ (IMPAC) = -359 44kG, based on $g_{\text{ave}}(2+) = 0.40$ 3, and $\Phi_{\tau} = -10.7$ 24mr; included effect of decays-in-flight	
$^{100}_{45}\text{Rh}$	74.8	215ns	[2]	+4.26 6		65Ma34	DPAC		metallic Rh; $H_o = 2.22\text{kG}$ ; assumed $K = +0.43\%$
$^{100}_{45}\text{Rh}$	74.8	215ns	[2]	+4.321 <sup>d</sup> 8		66Ma54	DPAC	$2\nu = 16.49$ 5, 25.10 5MHz	metallic Rh; $H_o = 4996$ 10G, 7636 7G; assumed $K = +0.43\%$
$^{100}_{45}\text{Rh}$	74.8	215ns	[2]	±4.298 <sup>d</sup> 30		71Re06	DPAD		$^{100}\text{Rh}$ metal(p,4n); $G' = 0.79$ 1; $H_o$ measured by proton resonance with Hall probe; assumed $K = 0.43\%$
$^{103}_{45}\text{Rh}$	93	1.13ns	[9/2]	±6.21 90		71BaA1	IPAC		dilute $\text{RuCl}_4$ ; $H_o = 18.5\text{kG}$ , $\beta = 1$ ; Ru source in Cu
$^{103}_{45}\text{Rh}$	298	6.3ps‡	[3/2]	+0.03 39		70Ro32	IMPAC	$\Delta\theta = +3.6$ 50mr	recoils in Fe; $H_{\text{int}} =$ -543 11kG, $H_{\tau} = 7.4$ 15MG-ps assumed
$^{103}_{45}\text{Rh}$	298	6.3ps‡	[3/2]	±1.72 46 or ±2.12 63		71Bh05	IMPAC	‡Value of $T_{1/2}$ used in analysis $\Delta\theta = +29$ 7mr	5%Rh-Fe alloy; $H_{\text{int}} = -540\text{kG}$ ; assumed no transient fields or assumed $H_{\tau} = 1.24\text{MG-ps}$
$^{103}_{45}\text{Rh}$	298	7.6ps‡	[3/2]	±0.90 <sup>p</sup> 30		71Sp14	AAC	‡Value of $T_{1/2}$ used in analysis $g(3/2)/g(5/2) =$ 1.3 3	Rh( $^{35}\text{Cl}, \text{Cl}'$ ) recoils in gas
$^{103}_{45}\text{Rh}$	298	6.3ps	[3/2]	±0.70 <sup>ap</sup> 21		72Mi20	PAC		recoils in gas
$^{103}_{45}\text{Rh}$	360	59ps	[5/2]	+1.38 25‡		70Ro32	IMPAC	$\Delta\theta = +102.7$ 70mr	recoils in Fe; $H_{\text{int}} = -543$ 11kG $H_{\tau} = 7.4$ 15MG-ps assumed
$^{103}_{45}\text{Rh}$	360	59ps	[5/2]	±1.2 2		71Bh05	IMPAC	‡Uncertainty increased to ~ 20% $\Delta\theta = +108$ 14mr	5%Rh-Fe alloy; $H_{\text{int}} = -540\text{kG}$ ; assumed no transient field or $H_{\tau} = 1.24\text{MG-ps}$
$^{103}_{45}\text{Rh}$	360	76ps‡	[5/2]	±1.12 <sup>p</sup> 25		71Sp14	AAC		Rh( $^{35}\text{Cl}, \text{Cl}'$ ) recoils in gas
$^{103}_{45}\text{Rh}$	360	59ps	[5/2]	±0.95 <sup>ap</sup> 32		72Mi20	PAC	‡Value of $T_{1/2}$ used in analysis	recoils in gas

**Table J: Nuclear Moments by  
Perturbed Angular Correlation, Aligned Nuclei, and Specific Heat – Continued**

Nucleus	Level	$T_{1/2}$	$I$	$\mu$	$Q$	Refer.	Method	Measured Quantity	Environment & Comments
$^{104}_{46}\text{Pd}$	556	9.7ps	[2]			69He11	IMPAC	$\Delta\theta = -0.8$ 14mr	( $^{104}\text{Pd}$ on Fe)( $^{16}\text{O}, \text{O}'$ ); $H_o \approx 1\text{kG}$ $H_{\text{int}} = -595$ 12kG
$^{104}_{46}\text{Pd}$	556	9.7ps	[2]	$+0.76 \pm 14$		74Hu01	IMPAC	$\Delta\theta = 1.3$ 12mr	CEx with $^{16}\text{O}$ , recoils in disordered $\text{Fe}_8\text{Co}_2$ ; $H_{\text{hf}}(\text{IMPAC}) = -409$ 31kG, $\Phi_{\text{f}} = -9.3$ 14mr
				$+0.62 \pm 16$		(69He11)		‡Calculated assuming $g_{\text{ave}}(2+) = 0.36$ , $H_{\text{hf}}(\text{IMPAC}) = -409\text{kG}$	
$^{106}_{46}\text{Pd}$	512	12.7ps	[2]	$+0.85$ 11		65Ko12 66Je02	IPAC	$\omega\tau = 2.06$ 20mr	$\text{RuCl}_3$ in 3N HCl; $H_o = 55.62\text{kG}$
$^{106}_{46}\text{Pd}$	512	12.7ps	[2]	$+0.75$ 8		66Au06	IPAC	$\omega\tau = -17.6$ 3mr $\omega\tau = -11.6$ 7mr $\omega\tau = -50$ 9mr	$^{106}\text{Pd}$ in Fe; $H_{\text{int}} = -540$ 40kG $^{106}\text{Pd}$ in Co; $H_{\text{int}} = -361$ 50kG $^{106}\text{Pd}$ in Ni; $H_{\text{int}} = -162$ 35kG
$^{106}_{46}\text{Pd}$	512	12.7ps	[2]	$\pm 0.70$ 6		67Mu09	IPAC		Ru in Fe; $H_{\text{int}} = 580$ 20kG Ru in Co; $H_{\text{int}} = 397$ 15kG
$^{106}_{46}\text{Pd}$	512	12.7ps	[2]	$\pm 0.690$ 53		68Bo15	IPAC	$\omega\tau = 17.3$ 2mr	$^{106}\text{Ru}$ in Fe; $H_{\text{int}} = -573$ 20kG
$^{106}_{46}\text{Pd}$	512	12.7ps	[2]	$\pm 0.75$ 7		68Jo17	IPAC	$\omega\tau = 1.73$ 11mr	Ru in Cu or stainless steel; $H_o = 51.1\text{kG}$
				$\pm 0.70$ 9				$\omega\tau = 1.42$ 16mr	$\text{RuCl}_3$ in 3N HCl; $H_o = 51.1\text{kG}$ , assumed $\beta = 1$
$^{106}_{46}\text{Pd}$	512	12.7ps	[2]	$+0.58$ 34		69He11	IMPAC	$\Delta\theta = 4.5$ 26mr	( $^{106}\text{Pd}$ on Fe)( $^{16}\text{O}, \text{O}'$ ); $H_{\text{int}} = -595$ 12kG
$^{106}_{46}\text{Pd}$	512	12.7ps	[2]	$\pm 0.73$ 6		70Si20	IPAC	$\omega\tau = 18.1$ 8mr	$^{106}\text{Ru}-\text{Fe}$ ; $H_o = 6.5\text{kG}$ ; $H_{\text{int}} = 571\text{kG}$
$^{106}_{46}\text{Pd}$	512	12.7ps	[2]	$+0.754$ 54		72Jo06	IPAC	$\omega\tau/B = 33.7$ 10mr/MG $(\omega\tau/B)_{\text{ave}} = 31.74$ 56mr/MG	Pd-Co at $T < 0.25T_c$ ; $H_o > 20\text{kG}$ ; also measured in Pd-Fe, -Ni, -steel
$^{106}_{46}\text{Pd}$	512	12.7ps	[2]	$+0.64$ 12, $+0.74 \pm 14$		74Hu01	IMPAC	$\Delta\theta = 20$ 15mr, $\Delta\theta = 3.5$ 14mr	CEx with $^{16}\text{O}$ , recoils in disordered $\text{Fe}_8\text{Co}_2$ , in Fe; $H_{\text{hf}}(\text{IMPAC}) = -409$ 36kG and $\Phi_{\text{f}} = -9.3$ 14mr for both.
								‡Average value (this work and that of 69He11, recalculated) for recoils in Fe	
$^{106}_{46}\text{Pd}$	1128	2.5ps	[2]	$+0.71$ 13		68Bo15	IPAC	$\omega\tau = 3.63$ 47mr	$^{106}\text{Ru}$ in Fe; $H_{\text{int}} = -573$ 20kG at room $T$
$^{106}_{46}\text{Pd}$	1128	2.5ps	[2]	$\pm 0.77$ 23		70Si20	IPAC	$\omega\tau = 3.8$ 10mr	$^{106}\text{Ru}-\text{Fe}$ ; $H_o = 6.5\text{kG}$ ; $H_{\text{int}} = 571\text{kG}$
$^{108}_{46}\text{Pd}$	434	23.8ps	[2]	$+0.60$ 8		69He11	IMPAC	$\Delta\theta = 17.5$ 16mr	( $^{108}\text{Pd}$ on Fe)( $^{16}\text{O}, \text{O}'$ ); $H_{\text{int}} = -595$ 12kG
$^{108}_{46}\text{Pd}$	434	23.8ps	[2]	$+0.74$ 8 $+0.80 \pm 12$		74Hu01 (69He11)	IMPAC	$\Delta\theta = 15.6$ 12mr	CEx with $^{16}\text{O}$ , recoils in disordered $\text{Fe}_8\text{Co}_2$ ; $H_{\text{hf}}(\text{IMPAC}) = -409$ 31kG $\Phi_{\text{f}} = -9.3$ 14mr
								‡ $H_{\text{hf}} + \Phi_{\text{f}}$ for Fe same as for alloy	
$^{110}_{46}\text{Pd}$	374	45.8ps	[2]	$+0.50$ 6		69He11	IMPAC	$\Delta\theta = 35.0$ 23mr	( $^{110}\text{Pd}$ on Fe)( $^{16}\text{O}, \text{O}'$ ); $H_{\text{int}} = -595$ 12kG
$^{110}_{46}\text{Pd}$	374	45.8ps	[2]	$+0.72$ 8		74Hu01	IMPAC	$\Delta\theta = 36.9$ 18mr	CEx with $^{16}\text{O}$ , recoils in disordered $\text{Fe}_8\text{Co}_2$ ; $H_{\text{hf}}(\text{IMPAC}) = -409$ 31kG; $\Phi_{\text{f}} = -9.3$ 14mr
				$+0.68 \pm 8$		(69He11)		‡ $H_{\text{hf}}$ and $\Phi_{\text{f}}$ for Fe same as for alloy	
$^{107}_{47}\text{Ag}$	325	5.9ps	[3/2]	$+1.17$ 72		70Ro32	IMPAC	$\Delta\theta = -10.4$ 20mr	recoils in Fe; $H_{\text{int}} = -282$ 20kG $H_{\text{f}} = 7.4$ 15MG-ps assumed
$^{107}_{47}\text{Ag}$	325	5.9ps	[3/2]	$\pm 0.75$ 22		71Sp14	AAC	$g(3/2)/g(5/2) = \pm 1.25$ 30	CEx recoils in He gas $H_{\text{f}} = 7.4$ 15MG-ps assumed

**Table J: Nuclear Moments by Perturbed Angular Correlation, Aligned Nuclei, and Specific Heat – Continued**

Nucleus	Level	$T_{1/2}$	$I$	$\mu$	$Q$	Refer.	Method	Measured Quantity	Environment & Comments
<sup>107</sup> <sub>47</sub> Ag	325	5.9ps	[3/2]	$\pm 0.61^{\text{p}} 21$		72Mi20	PAC		recoils in gas
<sup>107</sup> <sub>47</sub> Ag	423	34ps	[5/2]	+1.65 70		70Ro32	IMPAC	$\Delta\theta = +22.7 20\text{mr}$	recoils in Fe; $H_{\text{int}} = -282 20\text{kG}$
<sup>107</sup> <sub>47</sub> Ag	423	34ps	[5/2]	$\pm 0.88^{\text{p}} 22$		71Sp14	AAC		CEx recoils in He gas
<sup>107</sup> <sub>47</sub> Ag	423	34ps	[5/2]	$\pm 0.87^{\text{p}} 32$		72Mi20	PAC		recoils in gas
<sup>109</sup> <sub>47</sub> Ag	309	5.2ps	[3/2]	+1.72 70		70Ro32	IMPAC	$\Delta\theta = -8.9 24\text{mr}$	recoils in Fe; $H_{\text{int}} = -282 20\text{kG}$ $H\tau = 7.4 15\text{MG-ps}$ assumed
<sup>109</sup> <sub>47</sub> Ag	309	5.2ps	[3/2]	$\pm 1.29^{\text{p}} 30$		71Sp14	AAC	$g(3/2)/g(5/2) = \pm 1.4 4$	CEx recoils in He gas
<sup>109</sup> <sub>47</sub> Ag	309	5.2ps	[3/2]	$\pm 0.67^{\text{p}} 22$		72Mi20	PAC		recoils in gas
<sup>109</sup> <sub>47</sub> Ag	414	33ps	[5/2]	+1.21 56		70Ro32	IMPAC	$\Delta\theta = +16.5 25\text{mr}$	recoils in Fe; $H_{\text{int}} = -282 20\text{kG}$ $H\tau = 7.4 15\text{MG-ps}$ assumed
<sup>109</sup> <sub>47</sub> Ag	414	33ps	[5/2]	$\pm 1.06^{\text{p}} 27$		71Sp14	AAC		CEx recoils in He gas
<sup>109</sup> <sub>47</sub> Ag	414	33ps	[5/2]	$\pm 0.67^{\text{p}} 22$		72Mi20	PAC		recoils in gas
<sup>110</sup> <sub>47</sub> Ag	gs	24.4s	(1)	$\pm 2.7210^{\text{d}} 8$		69Ac02	BAP-NMR	$\gamma/2\pi = 2.0645 4\text{kHz/G}$	AgF, AgCl, AgBr, Ag <sub>2</sub> O, and Ag <sub>2</sub> O <sub>2</sub> (polarized n, ); $T \sim 8^{\circ}\text{K}$ ; $2H_1 = 0.6\text{G}$
<sup>110</sup> <sub>47</sub> Ag	116	253d	(6)	+2.9 13		65We02	GAP	$\mu H = \pm 1.00 7 \text{ nm-MG}$ $\mu H = \pm 0.31 4 \text{ nm-MG}$ $\mu H$ negative from $\beta$ asymmetry	Ag in Fe; $H_{\text{int}} = -350 100\text{kG}$ Ag in Ni; $H_{\text{int}} = -108 30\text{kG}$ ; used CAO in <sup>60</sup> Co to measure temperature
<sup>109</sup> <sub>48</sub> Cd	469	8.9μs	[11/2]	-1.091 <sup>p</sup> 2		71Bl16	Strob		<sup>109</sup> Ag (pulsed p,n); $T = 1000 10^{\circ}\text{C}$
<sup>110</sup> <sub>48</sub> Cd	656	5.0ps	[2]	$\pm 0.54^{\text{p}} 22$		68Ke17	IPAC		Cd in Fe; $H_{\text{int}} = -348\text{kG}$ ; AgNO <sub>3</sub> melted into Fe; AgNO <sub>3</sub> diffused into Fe
<sup>110</sup> <sub>48</sub> Cd	656	5.0ps	[2]	+0.78 30		69He11	IMPAC	$\Delta\theta = -10.7 38\text{mr}$	( <sup>110</sup> Cd on Fe)( <sup>16</sup> O, O'); $H_{\text{int}} = -348 10\text{kG}$
<sup>110</sup> <sub>48</sub> Cd	656	5.0ps	[2]	+0.64 13		72Jo06	IPAC	$\omega\tau = 3.2 6\text{mr}$	Ag-Cd at 77°K; $H_o = 22\text{kG}$ , $H_{\text{int}} = -310 7\text{kG}$
<sup>110</sup> <sub>48</sub> Cd	656	5.0ps	[2]	+1.00 <sup>c</sup> ± 44		74Hu01 (69He11)	IMPAC	‡Assumed $g_{\text{ave}}(2+) = 0.36$ ; $H_{\text{int}}(\text{IMPAC}) = -238 131\text{kG}$ ; included effect of decays-in-flight	
<sup>111</sup> <sub>48</sub> Cd	247	84ns	[5/2]	-0.70 <sup>a</sup>		52Ae01	PAC		InCl <sub>3</sub> in H <sub>2</sub> O
<sup>111</sup> <sub>48</sub> Cd	247	84ns	[5/2]	-0.72 5		54Al49	AAC		dilute InCl <sub>3</sub> solution
<sup>111</sup> <sub>48</sub> Cd	247	84ns	[5/2]	-0.783 23	+0.9	56St63	CDPAC		In crystal; measured circular polarization of 247γ
<sup>111</sup> <sub>48</sub> Cd	247	84ns	[5/2]			62Be12	PAC	$\omega_0\tau = -1.5 5$	
<sup>111</sup> <sub>48</sub> Cd	247	84ns	[5/2]	-0.794 <sup>d</sup> 6		63Bo09	DPAC	‡Unit not given	Cd in HCl; $H_o = 10337 50\text{G}$
<sup>111</sup> <sub>48</sub> Cd	247	84ns	[5/2]	-0.794 <sup>d</sup> 18		63Ma10	DPAC		In in HNO <sub>3</sub> ; $H_o = 32.6\text{kG}$
<sup>111</sup> <sub>48</sub> Cd	247	84ns	[5/2]	-0.781 <sup>d</sup> 38		63Sa19	DPAC	$\omega = 47.35 \text{ Mr/s}$	In in HNO <sub>3</sub> ; $H_o = 31.81\text{kG}$
<sup>112</sup> <sub>48</sub> Cd	617	6.2ps	[2]	+0.60 12		69He11	IMPAC	$\Delta\theta = -7.3 9\text{mr}$	( <sup>112</sup> Cd on Fe)( <sup>16</sup> O, O'); $H_{\text{int}} = -348 10\text{kG}$
<sup>112</sup> <sub>48</sub> Cd	617	6.2ps	[2]	+0.72 <sup>c</sup> ± 22		74Hu01 (69He11)	IMPAC	‡See <sup>110</sup> Cd(656), 74Hu01	
<sup>114</sup> <sub>48</sub> Cd	558	9.0ps	[2]	+0.89 12		67Bh03	IPAC	$\omega\tau = +9.69 106\text{mr}$	Cd in Fe; $H_{\text{int}} = 348 10\text{kG}$
<sup>114</sup> <sub>48</sub> Cd	558	9.0ps	[2]	+0.64 26		69He11	IMPAC	$\Delta\theta = -5.2 25\text{mr}$	( <sup>114</sup> Cd on Fe)( <sup>16</sup> O, O'); $H_{\text{int}} = -348 10\text{kG}$
<sup>114</sup> <sub>48</sub> Cd	558	9.0ps	[2]	+0.62 <sup>c</sup> ± 38		74Hu01 (69He11)	IMPAC	‡See <sup>110</sup> Cd(656), 74Hu01	
<sup>116</sup> <sub>48</sub> Cd	513	13.7ps	[2]	+1.42 76		69He11	IMPAC	$\Delta\theta = -4.0 19\text{mr}$	( <sup>116</sup> Cd on Fe)( <sup>16</sup> O, O'); $H_{\text{int}} = -348 10\text{kG}$
<sup>116</sup> <sub>48</sub> Cd	513	13.7ps	[2]	+0.80 <sup>c</sup> ± 62		74Hu01 (69He11)	IMPAC	‡See <sup>110</sup> Cd(656), 74Hu01	

**Table J: Nuclear Moments by  
Perturbed Angular Correlation, Aligned Nuclei, and Specific Heat – Continued**

Nucleus	Level	$T_{1/2}$	$I$	$\mu$	$Q$	Refer.	Method	Measured Quantity	Environment & Comments
$^{114}_{49}\text{In}$	gs	72s	[1]	$\leq \pm 1.7 \ddagger 4$		62Ko16	BAP		In-Fe alloy; $H_{\text{int}} \geq 250\text{kG}$ ; $H_{\text{int}}$ negative
$^{116}_{49}\text{In}$	gs	14s	[1]	$\pm 1.12$	$\sim \pm 0.03$	66Ra17	BAP	$\ddagger$ Assumed allowed $\beta$ -decay	$^{115}\text{In}$ (polarized n, $\gamma$ ); measured relaxation times in InF <sub>3</sub> , In <sub>2</sub> O <sub>3</sub> , InP, and In-metal
$^{116}_{49}\text{In}$	gs	14s	[1]	$\pm 2.7860^d 12$	$\pm 0.09 \ddagger 2$	71Wi12	BAP- NMR	$\gamma/2\pi = 2.1132 \text{ 8kHz/G}$ $\ddagger$ From temperature dependence of $\tau_{\text{relax}}$ ; used $Q^{115} = +0.83\text{b}$	InP (polarized th n, ) at 77°K
$^{117}_{49}\text{In}$	660	60ns	[3/2]	+0.95 8		67Pa16	DPAC		$^{116}\text{CdO}$ (pile n, ); $H_0 = 8.6\text{kG}$
$^{117}_{49}\text{In}$	660	60ns	[3/2]		$\pm 0.64^* 4$	72Ra27	DPAC	$\nu_Q = 32.1 \text{ 5MHz}$	In <sub>0.99</sub> Cd <sub>0.01</sub> at 4.2°K and 295°K; used $\nu_Q^{115} = 43.2 \text{ 1MHz}$ and $Q^{115} = 0.861^* 15\text{b}$
$^{114}_{50}\text{Sn}$ or $^{115}_{50}\text{Sn}$	3210 or 3090	700ns	[9] or [7]	$g = -0.081^{dp} 3$		72Bo44	DPAD		molten $^{112}\text{Cd}(\alpha, 2n)$ ; used $K \sim -0.8\%$
$^{115}_{50}\text{Sn}$	619	3.3 $\mu\text{s}$	[7/2]	$< \pm 0.98 \ddagger$		71Br03	PAD- NMR	$\ddagger$ Searched for resonance in range $0.15 <  g  < 0.8$	liquid In metal (pulsed p,n)
$^{115}_{50}\text{Sn}$	726	159 $\mu\text{s}$	[11/2]	$\pm 1.361 4$		71Br03	PAD- NMR	$\nu, B_0 = 100.03 \ddagger, 530\text{G}$ ; 274.52 $\ddagger$ , 1450G; 274.52 $\ddagger$ , 1460G $\ddagger\text{kHz}$	liquid In metal (pulsed p,n) $H_0 = 14; 35; 47\text{G}$ , $\tau_{\text{relax}} =$ 0.75 18ms
$^{115}_{50}\text{Sn}$	726	159 $\mu\text{s}$	[11/2]	-1.32 11		71Iv04	DPAC		liquid $^{113}\text{Cd}$ (pulsed $\alpha, 2n$ ); liquid $^{114}\text{Cd}$ (pulsed $\alpha, 3n$ ); $H_0 = 6.48\text{G}$
$^{115}_{50}\text{Sn}$	726	159 $\mu\text{s}$	[11/2]	$\pm 1.40 8$		72Me15	DPAD	$\nu = 7.81 \text{ 37kHz}$	In (pulsed p, ); $H_0 = 0$ during pulse, $H_0 = 40 \text{ 1G}$ between pulses
$^{115}_{50}\text{Sn}$	726	159 $\mu\text{s}$	[11/2]		$\pm 0.8^p 3$	72Ri13	$\ddagger$		liquid In (pulsed p,n)
$^{116}_{50}\text{Sn}$	2369	350ns	[5]	-0.325 25		66RG02	DPAC	$\ddagger$ Measured relaxation times as f(T) by GAO	Sb dissolved in HCl; $H_0 =$ 30.2kG
				-0.30 4 or -0.4 2			IPAC	$G_2 \omega \tau = 312 \text{ 43mr}$	$H_0 = 2.09\text{kG}$ ; $G_2 = 1$ or $0.7 \text{ 3}$
$^{118}_{50}\text{Sn}$	2320	21.7ns	[5]	-0.340 14		62Bo16	IPAC	$\omega \tau = 417 \text{ 38mr}$	$^{118}\text{Sb}$ in 3N HCl; $H_0 = 40.95\text{kG}$
$^{118}_{50}\text{Sn}$	2320	21.7ns	[5]	-0.300 25		64De19	DPAC IPAC		Sb diffused into Fe foils; $H_{\text{int}} = 78.5 \text{ 30kG}$ , determined by Möss. on $^{119}\text{Sb}$
$^{120}_{50}\text{Sn}$	2300	5.5ns	[5]	-0.37 5		62Bo16	IPAC	$\omega \tau = 150 \text{ 20mr}$	$^{120}\text{Sb}$ in 3N HCl, $H_0 = 53.2\text{kG}$
$^{120}_{50}\text{Sn}$	2300	5.5ns	[5]	-0.280 25		64De19	DPAC IPAC		Sb diffused into Fe foils; $H_{\text{int}} = 78.5 \text{ 30kG}$ , determined by Möss. on $^{119}\text{Sb}$
$^{120}_{50}\text{Sn}$	2300	5.5ns	[5]		$\pm 0.021 \ddagger 8$	70Wo02	DPAC	$\nu_Q = 1.15 \text{ 4MHz}$ $\nu_Q = 0.68 \text{ 7MHz}$ $Q/Q^{119}(23.8\text{keV}) = \pm 2.86 \text{ 15}$ , using interaction constants obtained by Mossbauer for $^{119}\text{Sb}$ in the same compounds $\ddagger$ Using $Q^{119}(23.8\text{keV}) = 0.06 \text{ 2}$	KSbC <sub>4</sub> H <sub>4</sub> O <sub>4</sub> · 1/2 (SbO) <sub>2</sub> SO <sub>4</sub>
$^{117}_{51}\text{Sb}$	3130	340 $\mu\text{s}$	[21/2?]	+1.21 16		71Iv04	DPAD		liquid $^{115}\text{In}$ (pulsed $\alpha, 2n$ ); $H_0 = 30$ to $100\text{G}$
$^{117}_{51}\text{Sb}$	3130	340 $\mu\text{s}$	[21/2?]	$\pm 1.22 3$		72Me15	DPAD	$\nu = 3.54 \text{ 3kHz}$	In (pulsed $\alpha, 2n$ ); $H_0 = 0$ during pulse, $H_0 = 40 \text{ 1G}$ between pulses

Table J: Nuclear Moments by Perturbed Angular Correlation, Aligned Nuclei, and Specific Heat – Continued

Nucleus	Level	$T_{1/2}$	$I$	$\mu$	$Q$	Refer.	Method	Measured Quantity	Environment & Comments
$^{122}_{51}\text{Sb}$	gs	2.73d	(2)	$\pm 1.9\ 2$		71Kr15	GAP		Sb-Fe(pile n, )
$^{122}_{51}\text{Sb}$	61	1.8 $\mu\text{s}$	[3]	+2.979 <sup>dp</sup> 12		72He26	Strob	$\nu=2.5\text{MHz}$	molten $^{122}\text{Sn}(p,n)$
$^{124}_{51}\text{Sb}$	gs	60d	(3)	$\pm 1.26\ 7$		68Kn02	GAP	$\mu H=240\ 29,\ 270$ 19, 305 24nm-kG	$^{124}\text{Sb}$ in Fe, 3 different sources; $H_{\text{int}}=218\ 5\text{kG}$ ; $T$ measured by $^{60}\text{Co}$ and $^{124}\text{Te}$
$^{124}_{51}\text{Sb}$	gs	60d	(3)	$\pm 1.42\ 10$		70Si17	GAP		$\gamma$ -anisotropy $^{124}\text{Sb} + ^{54}\text{Mn}$ in Fe foil; $H_{\text{hf}}=230\text{kG}$ ; $T=8\text{m}^\circ\text{K}$ ; $T$ measured by $^{54}\text{Mn}$ $\gamma$ -anisotropy
$^{125}_{51}\text{Sb}$	gs	2.7y	(7/2)	$\pm 3.55^p\ 30$		64He08	GAP		$^{125}\text{Sb} + ^{54}\text{Mn}$ in Fe foil; $H_{\text{int}}\approx 200\text{kG}$ , $T=0.024^\circ\text{K}$
$^{125}_{51}\text{Sb}$	gs	2.7y	(7/2)			68An05	GAP	$\mu H=572\ 3\text{nm-kG}$	$^{125}\text{Sb} + ^{60}\text{Co}$ diffused in Fe;
$^{125}_{51}\text{Sb}$	gs	2.7y	7/2 $\ddagger$	$\pm 2.62\ 6$		68Ba70	GAP-NMR	$\gamma/2\pi=$ 0.570 14kHz/G	$H_{\text{int}}$ (at Co)=286.3kG assumed $^{125}\text{Sb}$ in Fe at 0.015 $^\circ\text{K}$ ; obtained $g$ from slope of $\nu$ vs $H_0$ ; $H_{\text{hf}}=+231\ 6\text{kG}$ $\ddagger$ From $\mu(68\text{St}16)$ and $g(68\text{Ba}70)$
$^{125}_{51}\text{Sb}$	gs	2.7y	(7/2)	$\pm 2.59\ 3$		68St16	GAP		Sb-Fe alloy; $H_{\text{int}}=+230\text{kG}$ ; $^{60}\text{Co}$ used for thermometry
$^{126}_{51}\text{Sb}$	gs	12.5d	[8]	$\pm 1.28\ 7$		72Kr15	GAP	$\Delta/T=\pm 0.094\ 5$	Sb-Fe; $^{125}\text{Sb}$ used for thermometry; $T=14.5\text{m}^\circ\text{K}$ ; $H_{\text{int}}=231\text{kG}$
$^{127}_{51}\text{Sb}$	gs	3.9d	[7/2]	$\pm 2.59\ 12$		72Kr15	GAP	$\Delta/T=\pm 0.431\ 20$	Sb-Fe; $^{125}\text{Sb}$ used for thermometry; $T=14.5\text{m}^\circ\text{K}$ ; $H_{\text{int}}=231\text{kG}$
$^{128}_{51}\text{Sb}$	gs	8.6h	[8]	$\pm 1.31\ 19$		72Kr15	GAP	$\Delta/T=\pm 0.087\ 13$	Sb-Fe; $^{125}\text{Sb}$ used for thermometry; $T=16\text{m}^\circ\text{K}$ ; $H_{\text{int}}=231\text{kG}$
$^{120}_{52}\text{Te}$	560	9.3ps	[2]	+0.42 12		69He11	IMPAC	$\Delta\theta=-15.6\ 36\text{mr}$	( $^{120}\text{Te}$ on Fe)( $^{16}\text{O},\text{O}'$ ); $H_{\text{int}}=$ +620 20kG from Möss.
$^{120}_{52}\text{Te}$	560	9.3ps	[2]	+0.58 <sup>c</sup> $\ddagger$ 16		74Hu01 (69He11)	IMPAC	$\ddagger$ Assumed $g_{\text{ave}}(2+)=0.30$ ; $H_{\text{hf}}$ (IMPAC)= +342 163kG, $\Phi_i=10.8\text{mr}$ ; included effect of decays-in-flight	
$^{122}_{52}\text{Te}$	564	7.6ps	[2]	+0.91 12		66Au05	IPAC	$\omega\tau=15.4\ 15\text{mr}$	Te in Fe; $H_0=10\text{kG}$ ; $H_{\text{int}}=$ +620 20kG from Möss.
$^{122}_{52}\text{Te}$	564	7.6ps	[2]	+0.79 12		66Jo06	IPAC	$\omega\tau=-13.2\ 13\text{mr}$	Sb diffused into Fe; $H_0=10\text{kG}$ ; $H_{\text{int}}=637\ 21\text{kG}$
$^{122}_{52}\text{Te}$	564	7.6ps	[2]	+0.62 6		67Bh06	IPAC	$\omega\tau=10.5\ 10,$ 9.9 12, 7.0 14mr	three different Sb-Fe sources; assumed $H_{\text{int}}=$ +620 20kG
$^{122}_{52}\text{Te}$	564	7.6ps	[2]	+0.70 14		67Mu10	IPAC	$\omega\tau=11.5\ 20\text{mr}$	Sb-Fe(pile n, ); $H_{\text{int}}=600$ 25kG
$^{122}_{52}\text{Te}$	564	7.6ps	[2]	+0.48 12		69He11	IMPAC	$\Delta\theta=-15.8\ 12\text{mr}$	( $^{122}\text{Te}$ on Fe)( $^{16}\text{O},\text{O}'$ ); $H_{\text{int}}=$ +620 20kG from Möss.
$^{122}_{52}\text{Te}$	564	7.6ps	[2]	+0.64 <sup>c</sup> $\ddagger$ 10		74Hu01 (69He11)	IMPAC	$\ddagger$ See $^{120}\text{Te}(560)$ , 74Hu01	
$^{123}_{52}\text{Te}$	159	190ps	[3/2]	$\pm 0.72\ 12$		70Ro31	AAC	$\omega\tau=\pm 0.42\ 6r$ $G_2=\pm 0.774\ 42$	$^{123}\text{Te}$ implanted in Fe; $H_{\text{int}}=$ 620 20kG from NMR for dilute Te in Fe
$^{123}_{52}\text{Te}$	248	117d	[11/2]	-1.00 <sup>p</sup> 5		72Va25	GAP		Te implanted in Fe by mass separator; $T<20\text{m}^\circ\text{K}$
$^{123}_{52}\text{Te}$	440	?	?	$g=+0.22^p\ddagger\ 3$		70Bo48	IMPAC	$\omega\tau=-38.5\ 33\text{mr}$	( $^{123}\text{Te}$ in Fe)( $^{16}\text{O},\text{O}'$ ); $H_{\text{hf}}=$ 620 20kG; $H_{\text{hf}}=7.1\ 16\text{MG-ps}$
$^{123}_{52}\text{Te}$	506	?	?	$g=+0.032^p\ddagger\ 7$		70Bo48	IMPAC	$\omega\tau=-4.4\ 23\text{mr}$	$\ddagger$ Estimated $\tau$ from $^{125}\text{Te}$ data ( $^{123}\text{Te}$ in Fe)( $^{16}\text{O},\text{O}'$ ); $H_{\text{hf}}=$ 620 20kG $\ddagger$ Estimated $\tau$ from $^{125}\text{Te}$ data

**Table J: Nuclear Moments by  
Perturbed Angular Correlation, Aligned Nuclei, and Specific Heat – Continued**

Nucleus	Level	$T_{1/2}$	$I$	$\mu$	$Q$	Refer.	Method	Measured Quantity	Environment & Comments
$^{124}_{52}\text{Te}$	603	6.6ps	[2]	+0.39 8		67Bh06		$\omega\tau = -6.6 \pm 24$ or $-5.4 \pm 13\text{mr}$	$^{123}\text{Sb-Fe}(\text{pile n. }); H_{\text{int}} = 620\text{ 20kG assumed}$
$^{124}_{52}\text{Te}$	603	6.6ps	[2]	+0.70 16		67Mu06	IPAC	$\omega\tau = 9.7\text{ 13mr}$	Sb in Fe; $H_{\text{int}} = +610\text{ 25kG}$ from Möss., includes temperature correction
$^{124}_{52}\text{Te}$	603	6.6ps	[2]	+0.53 44		68Bo41	IPAC	$\omega\tau = 7.5\text{ 44mr}$	(Sb in Fe)(pile n. ); $H_{\text{int}} = 627\text{ 20kG}$
$^{124}_{52}\text{Te}$	603	6.6ps	[2]	+0.42 10		69He11	IMPAC	$\Delta\theta = -12.9\text{ 9mr}$	( $^{124}\text{Te on Fe}$ )( $^{16}\text{O}, \text{O}'$ ); $H_{\text{int}} = +620\text{ 20kG}$ from Möss.
$^{124}_{52}\text{Te}$	603	6.6ps	[2]	+0.54 $^{\text{c}}$ 8		74Hu01 (69He11)	IMPAC	‡See $^{120}\text{Te}(560)$ ; 74Hu01	
$^{125}_{52}\text{Te}$	145	58d	[11/2]	$\pm 0.93\text{ 5}$		72Si21	GAP		$^{125}\text{Te}$ implanted in Fe by mass separator; $H_{\text{int}} = 657\text{ 20kG}$ ; $T < 20\text{m}^{\circ}\text{K}$
$^{125}_{52}\text{Te}$	321	695ps	[9/2]	-0.909 72		69Kn03	IPAC	$\omega\tau = 81\text{ 33mr}$ $\omega\tau = 200\text{ 15mr}$	liquid $^{125}\text{SbCl}_3$ ; $H_{\text{o}} = 19.1\text{ 1kG}$
$^{125}_{52}\text{Te}$	321	695ps	[9/2]	-0.918 $\pm$ 32		70Cr07	IPAC	For (321 $\gamma$ )(177 $\gamma$ ): $\omega\tau = 47.7\text{ 33}, 179\text{ 44}, 830\text{ 40}$ $\text{ 570mr}$ For (204 $\gamma$ )(177 $\gamma$ ): $\omega\tau = 54.2\text{ 48}, 47.8\text{ 48mr};$ $\omega\tau = 52.8\text{ 25}, 234\text{ 17mr}$	$^{125}\text{Sb}$ dissolved in Ni; $H_{\text{o}} = 20.0\text{ 1kG}$ , $H_{\text{int}} = 205\text{ 10kG}$ dilute solutions of $^{125}\text{Sb}$ in Cu, Ni, Fe; $H_{\text{int}} = 51.5, 236, 679\text{kG}$ [ $\text{SbCl}_4$ ] $^-$ , [ $\text{SbCl}_6$ ] $^-$ in HCl; $H_{\text{o}} = 51.5\text{kG}$ ; $^{125}\text{Sb}$ in Cu, Ni; $H_{\text{int}} = 51.5, 236\text{kG}$
$^{125}_{52}\text{Te}$	321	695ps	[9/2]	-0.66 9		71Ro17	IPAC	$\omega\tau_{\text{ave}} = 132\text{ 17mr}$ , for two cascades	‡From weighted average of $\omega\tau/H = 0.976\text{ 30r/MG}$ fission $^{125}\text{Sb}$ in Ni; $H_{\text{int}} = 186\text{ 10kG}$ assumed
$^{125}_{52}\text{Te}$	443	21ps	[3/2]	+0.52 $^{\text{P}}$ 16		70Ro35 71Ro37	IMPAC	$\omega\tau = -43.0\text{ 54mr}$	(Te in Fe)( $^{16}\text{O}, \text{O}'$ ); $H_{\text{int}} = 620\text{ 20kG}$ ; $H_{\text{f}} = 7.1\text{ 16MG-ps}$
$^{125}_{52}\text{Te}$	463	13ps	[5/2]	+0.58 27		70Cr07	IPAC	$\omega\tau = 14\text{ 6mr}$	$^{125}\text{Sb}$ in Fe; $H_{\text{o}} = 51.5\text{kG}$ , $H_{\text{int}} = 679\text{kG}$
$^{125}_{52}\text{Te}$	463	13ps	[5/2]	+0.30 $^{\text{P}}$ 12		70Ro35 71Ro37	IMPAC	$\omega\tau = -10.8\text{ 33mr}$	(Te in Fe)( $^{16}\text{O}, \text{O}'$ ); $H_{\text{int}} = 620\text{ 20kG}$ ; $H_{\text{f}} = 7.1\text{ 16MG-ps}$
$^{125}_{52}\text{Te}$	463	13ps	[5/2]	+0.79 30		71Ro17	IPAC	$\omega\tau_{\text{ave}} = 18.7\text{ 69mr}$ $\omega\tau(1) = 21\text{ 14mr}$ , $\omega\tau(2) = 15\text{ 8mr}$	fission $^{125}\text{Sb}$ in Fe; $H_{\text{int}} = 620\text{ 20kG}$ ; (1) = (209 $\gamma$ )(428 $\gamma$ ), (2) = (172 $\gamma$ )(428 $\gamma$ )
$^{125}_{52}\text{Te}$	525	?	[7/2?]	negative		71Ro17	IPAC	$\omega\tau = +107\text{ 24mr}$	fission $^{125}\text{Sb}$ in Fe
$^{126}_{52}\text{Te}$	667	4.42ps	[2]	+0.50 14		69He11	IMPAC	$\Delta\theta = -13.1\text{ 25mr}$	( $^{126}\text{Te on Fe}$ )( $^{16}\text{O}, \text{O}'$ ); $H_{\text{int}} = 620\text{ 20kG}$
$^{126}_{52}\text{Te}$	667	4.42ps	[2]	+0.62 $^{\text{c}}$ 16		74Hu01 (69He11)	IMPAC	‡See $^{120}\text{Te}(560)$ , 74Hu01	
$^{127}_{52}\text{Te}$	gs	9.4h	[3/2]	$\pm 0.66\text{ 5}$		72Si31	GAO		
$^{127}_{52}\text{Te}$	89	109d	[11/2]	-0.91 $^{\text{P}}$ 5		72Va25	GAP		Te implanted in Fe by mass separator; $T < 20\text{m}^{\circ}\text{K}$
$^{128}_{52}\text{Te}$	743	3.18ps	[2]	+0.42 12		69He11	IMPAC	$\Delta\theta = -10.1\text{ 20mr}$	( $^{128}\text{Te in Fe}$ )( $^{16}\text{O}, \text{O}'$ ); $H_{\text{int}} = 620\text{ 20kG}$
$^{128}_{52}\text{Te}$	743	3.18ps	[2]	+0.54 $^{\text{c}}$ 14		74Hu01 (69He11)	IMPAC	‡See $^{120}\text{Te}(560)$ , 74Hu01	
$^{129}_{52}\text{Te}$	gs	69m	[3/2]	$\pm 0.67\text{ 5}$		72Si31	GAO		
$^{129}_{52}\text{Te}$	106	34d	[11/2]	-1.15 $^{\text{P}}$ 5		72Va25	GAP		Te implanted in Fe by mass separator; $T < 20\text{m}^{\circ}\text{K}$
$^{130}_{52}\text{Te}$	840	2.0ps	[2]	+0.50 14		69He11	IMPAC	$\Delta\theta = -10.6\text{ 22mr}$	( $^{130}\text{Te in Fe}$ )( $^{16}\text{O}, \text{O}'$ ); $H_{\text{int}} = 620\text{ 20kG}$
$^{130}_{52}\text{Te}$	840	2.0ps	[2]	+0.64 $^{\text{c}}$ 18		74Hu01 (69He11)	IMPAC	‡See $^{120}\text{Te}(560)$ , 74Hu01	

Table J: Nuclear Moments by Perturbed Angular Correlation, Aligned Nuclei, and Specific Heat - Continued

Nucleus	Level	$T_{1/2}$	$I$	$\mu$	$Q$	Refer.	Method	Measured Quantity	Environment & Comments
$^{125}_{53}\text{I}$	188	35ns	[3/2]	$\pm 2.8^{*p} 12$		72Le32	PAC		gaseous I at normal pressure
$^{127}_{53}\text{I}$	58	1.92ns	[7/2]	$\pm 1.70^p 33$		65Ta14	IPAC		$H_o=12.8\text{kG}$
$^{127}_{53}\text{I}$	58	1.92ns	[7/2]	$\pm 2.02 15$		67Sv01	IPAC	$\omega\tau=216 15\text{mr}$	$^{126}\text{Te}$ in $\text{HNO}_3$ and in $\text{HCL}$ ; $H_o=28.1\text{kG}$
$^{127}_{53}\text{I}$	58	1.92ns	[7/2]	$\pm 2.78^p 23$		69Be78	IPAC		$H_o=100\text{kG}$
$^{127}_{53}\text{I}$	203	330ps	[3/2]	$\geq \pm 1.07$		67Sv01	IPAC	$\omega\tau=88 15\text{mr}$	$^{127}\text{Xe}$ in Al foil; $H_o=51.2\text{kG}$
$^{131}_{53}\text{I}$	150	0.95ms	[5/2]	$+2.77\ddagger 50$		67Ta07	IPAC	$\omega\tau=97 12\text{mr}$	$^{131}\text{Te}$ in $\text{HCL}$ ; $H_o=13.2\text{kG}$
$^{131}_{53}\text{I}$	1797	5.9ns	[9/2, 11/2?]	$-0.72 23,$ $-0.88 28$		67Ta07	IPAC	$G_2\omega\tau=73 16\text{mr}$ $g=-0.16 5$	$^{131}\text{Te}$ in $\text{HCL}$ ; $H_o=12.8\text{kG}$ ; $G_2=0.9 1$
$^{132}_{53}\text{I}$	49.7	0.95ns	[3]	$+2.22 30$		69Si06	IPAC	$\omega\tau=94.4 123\text{mr}$	$^{132}\text{Te}$ metal in $\text{HCL}$ ; $H_o=$ $19.5\text{kG}$ , assumed $G_2=1$
$^{132}_{54}\text{Xe}$	668	7ps	[2]	$+0.92^p 42$		69Si09	IPAC	$\omega\tau=22.3 71\text{mr}$	$^{132}\text{Te}$ diffused in $\text{Fe}$ ; $H_{\text{eff}}=$ $1040 20\text{kG}$
$^{131}_{55}\text{Cs}$	133	9.3ns	[5/2]	$+2.48 15$		64Br20	DPAC	$\omega=138 8\text{Mr/s}\ddagger$	$\text{BaCO}_3$ powder; $H_o=29.1 3\text{kG}$
$^{131}_{55}\text{Cs}$	133	9.3ns	[5/2]	$\pm 2.30^p 20$		69Be79	IPAC	$\ddagger$ Unit given as MHz	$G_2=0.88 8$
$^{131}_{55}\text{Cs}$	133	9.3ns	[5/2]	$+1.97 12$		69Fe02	DPAC		$\text{Ba}(\text{NO}_3)_2$ in dilute $\text{HNO}_3$ ; $H_o=9.3, 18\text{kG}$
$^{131}_{55}\text{Cs}$	133	9.3ns	[5/2]	$\pm 1.85^p 7$		72Ao01	DPAC		$^{130}\text{Ba}(\text{NO}_3)_2$ (th n, ), dis- solved in $\text{HCL}$ ; $H_o=15.9\text{kG}$
$^{133}_{55}\text{Cs}$	81	6.31ns	[5/2]	$+3.1 3$		59Bo56	IPAC		$\text{BaCl}_2$ aqueous solution; $H_o=$ $22.4\text{kG}$
$^{133}_{55}\text{Cs}$	81	6.31ns	[5/2]	$+3.25^d 15$		64Ag02	CDPAC		$\text{BaCl}_2$ ; delay time=22.9ns
$^{133}_{55}\text{Cs}$	81	6.31ns	[5/2]	$+3.7 8$ $\pm 3.5 5$		66He12	IPAC AAC		$H_o\sim 10\text{kG}$
$^{133}_{55}\text{Cs}$	81	6.31ns	[5/2]	$\pm 3.55 40$		68Re05	DPAC		$H_o=24.2\text{kG}$
$^{133}_{55}\text{Cs}$	160	190ps	[5/2]	$+1.65 50$		59Bo56	IPAC	$\omega\tau=+21 6\text{mr}$	$\text{BaCl}_2$ aqueous solution; $H_o=$ $24.2\text{kG}$
$^{133}_{55}\text{Cs}$	160	190ps	[5/2]	$+1.42 32$		65Ag01	IPAC	$\omega\tau=11.3 36\text{mr},$ $\omega\tau=17.8 34\text{mr}$	dilute $\text{BaCl}_2$ in $\text{H}_2\text{O}$ ; $H_o=$ $15.16, 21.17\text{kG}$
$^{134}_{55}\text{Cs}$	11.2	47.0ns	[5]	$+3.32 6$		71Dr10	DPAC		$\text{CsCl}$ (pile n, ) dissolved in $\text{H}_2\text{O}$ ; $H_o=9.9, 11.0\text{kG}$
$^{134}_{56}\text{Ba}$	605 or 1400	5ps $\leq 30\text{ps}$	[2] [4]	$\sim 0.006$ $\geq 0.002$		70Be50	PAC	$\omega\tau=0.05 3\ddagger$	$^{134}\text{CsCl}$ aqueous solution, $H_o=41.4\text{kG}$
$^{137}_{56}\text{Ba}$	662	2.55m	[11/2]		negative $\sim 0.05$	65Lu02	GAO	$ Q \approx Q(^{137}\text{Cs}) $	$\ddagger$ Unit not given, appears to be $10^{-1}\text{mr}$ $\text{Co}-\text{Cs}$ Tutton salt, $\text{Cu}-\text{Cs}$ Tutton salt
$^{133}_{57}\text{La}$	535	49ns	[11/2 $\ddagger$ ]	$\pm 7.7$		69Ge06, 70Ge14	DPAC		liquid sources $\text{Ce}^{2+}$ or $\text{Ce}^{3+}$ , $\text{La}^{2+}$ ; $H_o=4\text{kG}$
$^{140}_{57}\text{La}$	gs	40.2h	(3)		$+0.092$ $13$ $+0.115 16$ $+0.104\ddagger 10$	66Bl05	GAO	$P=$ $+0.110 16\times 10^{-4}/\text{cm}$ $-1.42 12\times 10^{-5}/\text{cm}$ $\ddagger$ Average, based on $Q^{139}=+0.22$	CMN at $1/T\sim 500$ NES at $1/T\sim 88$
$^{137}_{58}\text{Ce}$	gs	9.0h	(3/2)	$\pm 0.74\ddagger 12$		63Ha07	GAO		NES, 1.2 to $4.2^\circ\text{K}$
$^{137}_{58}\text{Ce}$	255	34.4h	(11/2)	$\pm 0.69 3$		66Bl17	GAO	$\ddagger$ Using $\langle r^{-3} \rangle = 4.44 \text{ au}$	NES, CMN; used $\langle r^{-3} \rangle = 4.44 \text{ au}$ and new temperature scale

**Table J: Nuclear Moments by  
Perturbed Angular Correlation, Aligned Nuclei, and Specific Heat — Continued**

Nucleus	Level	$T_{1/2}$	$I$	$\mu$	$Q$	Refer.	Method	Measured Quantity	Environment & Comments
$^{139}_{58}\text{Ce}$	gs	140d	(3/2)	$\pm 0.95^p 20$		61Kn02	GAO		NES; $G_2 \sim 1$
$^{139}_{58}\text{Ce}$	gs	140d	(3/2)	$\pm 0.92 \pm 16$		62Gr17	GAO		NES, CMN
								$\ddagger$ Using $\langle r^{-3} \rangle = 4.44$ au	
$^{139}_{58}\text{Ce}$	gs	140d	(3/2)	$\pm 0.78 \pm 16$		63Ha07	GAO		NES, CMN
								$\ddagger$ Using $\langle r^{-3} \rangle = 4.44$ au	
$^{140}_{58}\text{Ce}$	2083	3.41ns	[4]	$\pm 4.60 \pm 32$		63Ka03	DPAC		La(NO <sub>3</sub> ) <sub>3</sub> in HNO <sub>3</sub> ; $H_o = 20.07$ 10kG
								$\ddagger$ Average for two different cascades	
$^{140}_{58}\text{Ce}$	2083	3.41ns	[4]	+4.44 16		63Ko07	DPAC	$\omega = 210$ 5Mr/s	liquid La(NO <sub>3</sub> ) <sub>3</sub> in 3N HNO <sub>3</sub> ; $H_o = 39.5$ kG
				$\pm 4.40$ 20			IPAC	$\omega = 63.4$ 27Mr/s,	La(NO <sub>3</sub> ) <sub>3</sub> in 3N HNO <sub>3</sub> ; LaCl <sub>3</sub> + FeCl <sub>3</sub> in 2N HNO <sub>3</sub> ; $H_o = 12.1$ kG
$^{140}_{58}\text{Ce}$	2083	3.41ns	[4]	$\pm 3.80$ 40		64Sc16	DPAC		La(OH) <sub>3</sub> in Ce(HSO <sub>4</sub> ) <sub>4</sub> ; $H_o = 16.5, 20, 24.5$ kG; $\beta = 1$
$^{140}_{58}\text{Ce}$	2083	3.41ns	[4]	+4.06 15		65Le16	DPAC		La <sub>2</sub> O <sub>3</sub> in 3M HNO <sub>2</sub> aqueous solution; $H_o = 29.7, 42.1$ kG; $\beta = 1$
$^{140}_{58}\text{Ce}$	2083	3.41ns	[4]		$\pm 0.404^* 80$	73Kl17	DPAC	$\nu_Q = 1.17$ 15MHz	La <sub>2</sub> Mg <sub>3</sub> (NO <sub>3</sub> ) <sub>12</sub> ·24; used $Q(^{139}\text{La}) = +0.230$ 10b
									Ce in NES
$^{141}_{58}\text{Ce}$	gs	33d	(7/2)	$\pm 1.0^c \pm 1$		62Gr17	GAO		
						55Ca48	GAO		
$^{141}_{58}\text{Ce}$	gs	33d	(7/2)	$\pm 1.10 \pm 16$		63Ha07	GAO		Ce in NES and CMN
								$\ddagger$ Using $\langle r^{-3} \rangle = 4.44$ au	
$^{143}_{58}\text{Ce}$	gs	34h	(3/2)	$\sim \pm 1 \ddagger$		63Ha07, 72Sh01	GAO		$^{143}\text{Ce}$ in NES and CMN
								$\ddagger$ Using $\langle r^{-3} \rangle = 4.44$ au. Analysis based on $I = 7/2$ ; value not greatly affected by $I$	
$^{142}_{59}\text{Pr}$	gs	19.2h	(2)	$\pm 0.19$ or $\pm 0.14 \ddagger$		58Da12	GAO		Pr in CMN
						62Li06	GAO	$\ddagger$ For $\Delta I_\beta = 1$ or 0	
$^{142}_{59}\text{Pr}$	gs	19.2h	(2)	$\pm 0.22$ 3 or $\pm 0.14 \ddagger 1$		58Gr92	GAO	$A = 0.0027$ 3 or $0.0042 \ddagger 5 \text{cm}^{-1}$	$^{142}\text{Pr}$ in CMN
						62Li06	GAO	$\ddagger$ For $\Delta I_\beta = 1$ or 0	
$^{142}_{59}\text{Pr}$	gs	19.2h	(2)	negative <sup>p</sup>		70Hi14	BAO	$\mu B_{\text{eff}} \sim +0.8 \text{a-ergs}$	$^{142}\text{Pr}$ in Te
$^{143}_{59}\text{Pr}$	57	4.17ns	[5/2]	+3.25 12		64Ko15	DPAC		metallic and liquid sources; $H_o \leq 58$ kG
$^{143}_{59}\text{Pr}$	57	4.17ns	[5/2]	+2.58 20		66Zm01	IPAC	$\omega\tau = 0.377$ 26r $g\beta = +2.06$ 16; $g\beta = 1.13$ 11	$^{143}\text{Ce}_2(\text{SO}_4)_3$ or $^{143}\text{Ce}(\text{SO}_4)_2$ in H <sub>2</sub> SO <sub>4</sub> ; $H_o = 6.3$ kG, $\beta = 2.00$ ; CeO <sub>2</sub> at 1400°K; $H_o = 5.3$ 2kG, $\beta = 1.1$
$^{143}_{59}\text{Pr}$	57	4.17ns	[5/2]	$\pm 2.68^s 28$		68Ta12	IPAC	$G_2\omega\tau = 0.223$ 33, 0.39 11r $G_2\omega\tau = 145$ 20, 284 64, 404 96mr	cubic CeO <sub>2</sub> ; $H_o = 5.6, 8.5$ kG; $G_2 = 0.98, \beta = 2.0$ dilute CeCl <sub>3</sub> ; $H_o = 2.8, 5.6, 8.5$ kG; $G_2 = 0.80$ 4, $\beta = 1.42$
$^{144}_{60}\text{Nd}$	695	3.4ps	[2]	+0.26 4		72Ku10	IMPAC	$\Delta\theta = -11$ 2mr, corrected for beam-bending $g/\delta_{2+}^{150} = 0.40$ 10	CEx with $^{16}\text{O}^{5+}$ on $^{144}\text{Nd}$ , recoils in Fe; $H_o = 1.4$ kG, $H_{\text{int}} = 2.4$ 3MG; $H\tau_i = 10.8$ 89MG-ps at 300°K
$^{144}_{60}\text{Nd}$	1314	90ps	[4]	+0.18 19		67Jo11	IPAC		PmCl <sub>3</sub> in H <sub>2</sub> O; $H_o = 51.8$ 5kG; used $\beta = 2.25$



**Table J: Nuclear Moments by Perturbed Angular Correlation, Aligned Nuclei, and Specific Heat – Continued**

Nucleus	Level	$T_{1/2}$	$I$	$\mu$	$Q$	Refer.	Method	Measured Quantity	Environment & Comments
$^{146}_{60}\text{Nd}$	454	21ps	[2]	$\pm 0.51 \ddagger 5$		68Be42	IMPAC	$g/g_{2+} (^{152}\text{Sm}) = 0.735 77$	CEx with O, recoils in He, Ar; $H_{av} \sim 25.5 25\text{MG}$
$^{146}_{60}\text{Nd}$	454	$\ddagger$	[2]	+0.44 6		72Ku10	IMPAC	$\Delta\theta = -83\text{mr}$ corrected for beam-bending $g/g_{2+}^{15 0} = 0.69 14$ $\ddagger T_{1/2} = 19.4\text{ps}$ used in analysis	[67Be08]; $g_{2+} (^{152}\text{Sm}) = 0.35$ CEx with $^{16}\text{O}^{5+}$ on $^{146}\text{Nd}$ , recoils in Fe; $H_o = 1.4\text{kG}$ , $H_{int} = 2.4 3\text{MG}$ , $H \tau_i = 10.8 89\text{MG-ps}$ at $300^\circ\text{K}$
$^{148}_{60}\text{Nd}$	300	116ps	[2]	+0.48 10		67Be08	IMPAC	$\omega\tau = 6.9 12\text{mr}$  $\omega\tau = 0.36 3, 0.24 2, 0.021 2r$	$\text{Nd}^{3+} (^{16}\text{O}, \text{O}')$ recoils in Cu; $H_o = 16.6\text{kG}$ , $\beta(320^\circ\text{K}) = 2.17 17$ Nd recoils in Fe, Co, Ni
$^{148}_{60}\text{Nd}$	300	116ps	[2]	$\pm 0.43 \ddagger 3$		68Be42	AAC	$g/g_{2+} (^{152}\text{Sm}) = 0.61 4$	CEx with O, recoils in gas
$^{148}_{60}\text{Nd}$	300	116ps	[2]	$\pm 0.412 32$		70Be36	AAC	$\ddagger$ Used $g_{2+} (^{152}\text{Sm}) = 0.35$ $\omega^2 \tau_c = 0.079 12r^2/\text{ns}$	CEx recoils in He;
$^{148}_{60}\text{Nd}$	300	$\ddagger$	[2]	+0.50 8		72Ku10	IMPAC	$g/g_{2+}^{15 0} = 0.638 52$ $\Delta\theta = -0.38 4r$ corrected for beam-bending $g/g_{2+}^{15 0} = 0.80 18$ $\ddagger T_{1/2} = 85.2\text{ps}$ used in analysis	CEx with $^{16}\text{O}^{5+}$ on $^{148}\text{Nd}$ , recoils in Fe; $H_o = 1.4\text{kG}$ , $H_{int} = 2.4 3\text{MG}$ , $H \tau_i = 10.8 89\text{MG-ps}$ at $300^\circ\text{K}$
$^{150}_{60}\text{Nd}$	132	1.52ns	[2]	+0.48 8		58Go72	IPAD	$\omega\tau = 94.5 5\text{mr}$	CEx with $^1\text{H}$ on aqueous solution of $\text{Nd}(\text{NO}_3)_3$ in $\text{HNO}_3$ ; $H_o = 16.0 3\text{kG}$ , $\beta = 2.3 3$
$^{150}_{60}\text{Nd}$	132	1.52ns	[2]	+0.620 42		67Ku07	DPAC		CEx with $^1\text{H}$ on solid Nd metal, $930^\circ\text{C}$ ; $H_o = 25\text{kG}$ , $\beta = 1.32$
$^{150}_{60}\text{Nd}$	132	1.52ns	[2]	$\pm 0.694 24$		68Be42	AAC	$g/g_{2+} (^{152}\text{Sm}) = 0.99 5$	CEx with O, recoils in He, Ar, Kr
				$\pm 0.644 18$		70Be36		$\omega^2 \tau_c = 0.194 11r^2/\text{ns}$	recoils in He
$^{150}_{60}\text{Nd}$	132	1.52ns	[2]	+0.68 10		68Be51 70Be36	IPAC	$\omega^2 \tau_c = 0.103 16r^2/\text{ns}$	recoils in Ar CEx recoils in Ar; $H_o = 17.4 6\text{kG}$
$^{150}_{60}\text{Nd}$	397	55.9ps	[4]	+1.28 20		72Ku10	IMPAC	$\Delta\theta = -0.31 3r$ corrected for beam-bending $g/g_{2+}^{15 0} = 1.00$	CEx with $^{16}\text{O}^{5+}$ on $^{150}\text{Nd}$ , recoils in Fe; $H_o = 1.4\text{kG}$ , $H_{int} = 2.4 3\text{MG}$ , $H \tau_i = 10.8 89\text{MG-ps}$ at $300^\circ\text{K}$
$^{143}_{61}\text{Pm}$	gs	265d	{5/2or 7/2}	$\pm 3.75 50$ or $\pm 3.9 5$		63Gr10	GAO	$A = \pm 0.029 3\text{cm}^{-1}$ $P'' = 0.0022 3\text{cm}^{-1}$ or $A = \pm 0.022 2\text{cm}^{-1}$ $P'' = 0.00125 20\text{cm}^{-1}$	$\text{Pm}^{3+}$ in NES CMN
$^{144}_{61}\text{Pm}$	gs	360d	{5 or 6}	$\pm 1.68 14$ or $\pm 1.75 14$		61Sh02	GAO	$A/k = \pm 0.0091^\circ\text{K}$ or $A/k = \pm 0.0079^\circ\text{K}$	$\text{Pm}^{3+}$ in NES; used $\langle r^{-3} \rangle = 36.8 \times 10^{24} \text{cm}^{-3}$
$^{144}_{61}\text{Pm}$	gs	360d	{5 or 6}			63Gr10	GAO	$A = \pm 0.0065 5\text{cm}^{-1}$ $P'' = 0.00011 1\text{cm}^{-1}$ or $A = \pm 0.0056 5\text{cm}^{-1}$ $P'' = 7.3 4 \times 10^{-5} \text{cm}^{-1}$	NES CMN
$^{147}_{61}\text{Pm}$	91	2.55ns	[5/2]	+3.42 50		60Bo17	IPAC	$\omega\tau = +0.79 11r$	aqueous solution of $\text{NdCl}_3$ ; $H_o = 15\text{kG}$ , $\beta = 2.2$
$^{147}_{61}\text{Pm}$	91	2.55ns	[5/2]	$\sim +3$		60Ma03		$G_2 \omega\tau = -0.38 9r$ where $0.5 < G_2 < 1.0$	$\text{Nd}_2\text{O}_3$ in alcohol; $H_o = 13\text{kG}$
$^{148}_{61}\text{Pm}$	gs	5.4d	(1)	$\pm 1.82 19$		63Gr10	GAO	$A = \pm 0.035 4\text{cm}^{-1}$ $P'' = +0.0033 7\text{cm}^{-1}$	NES CMN
$^{148}_{61}\text{Pm}$	137	43d	[6]	$\pm 1.80 18$		63Gr10	GAO	$A = \pm 0.0058 3\text{cm}^{-1}$	NES

**Table J: Nuclear Moments by  
Perturbed Angular Correlation, Aligned Nuclei, and Specific Heat – Continued**

Nucleus	Level	$T_{1/2}$	$I$	$\mu$	$Q$	Refer.	Method	Measured Quantity	Environment & Comments
$^{149}_{61}\text{Pm}$	gs	53h	(7/2)	$\pm 3.3\ 5$		63Cr10, (60Ch15)	GAO	$P''=0.00088\ 20\text{cm}^{-1}$	CMN
$^{149}_{61}\text{Pm}$	114	2.58ns	[5/2]	$\pm 2.34\ 30$		66Sv01	IPAC AAC	$\omega\tau=0.377\ddagger\ 66\text{r}$ , $\omega\tau=1.81\ddagger\ 16\text{r}$	NdCl <sub>3</sub> in H <sub>2</sub> O; $H_o=13.90\ 40$ , 51.6 5kG; used $G_2=0.81\ 3$ , $\beta=1.92$
$^{149}_{61}\text{Pm}$	114	2.58ns	[5/2]	$\pm 2.51\ 33$		69Ta08	IPAC	$\ddagger$ Corrected for Compton events of (542 $\gamma$ )(114 $\gamma$ ) of ~8% $G_2\omega\tau=394\ 106\text{mr}$ , 223 36mr; 354 146mr	$^{149}\text{Nd}_2\text{O}_3$ in dilute HCl; $H_o=$ 12.8,8.5kG for (424 $\gamma$ )(114 $\gamma$ ); $H_o=12.8\text{kG}$ for (542 $\gamma$ )(114 $\gamma$ ); used $G_2=0.80\ 3$ , $\beta=1.92$
$^{149}_{61}\text{Pm}$	114	2.58ns	[5/2]	$\pm 2.08^P\ 15$		70Be67, 69Be25	IPAC		$^{148}\text{Nd}(\text{th n, } \gamma)$ , dissolved in aqua regia; used $G_2=0.81$
$^{149}_{61}\text{Pm}$	114	2.58ns	[5/2]	$\pm 1.95\ 20$		70Se11	IPAC	$G_2\omega\tau=0.37\ 3\ddagger$ or $G_2\omega\tau=0.39\ 14\ddagger$ $\ddagger$ Unit not given	Nd <sub>2</sub> O <sub>3</sub> in HCl; (542 $\gamma$ )(114 $\gamma$ ) or (424 $\gamma$ )(114 $\gamma$ ); used $\beta=1.93$ and $G_2=0.878\ 31$
$^{149}_{61}\text{Pm}$	188	3.24ns	[3/2]	$+1.08^P\ 15$		70Be67	IPAC		$^{148}\text{Nd}(\text{th n, } \gamma)$ , dissolved in aqua regia, used $G_2=0.77$
$^{149}_{61}\text{Pm}$	188	3.24ns	[3/2]	$\pm 2.2\ 6$		70Se11	IPAC	$G_2\omega\tau=0.74\ 16\ddagger$ $\ddagger$ Unit not given	Nd <sub>2</sub> O <sub>3</sub> in HCl; used $\beta=1.93$ and $G_2=0.62\ 12$ calculated from data on 114 and 270keV levels; time-dependent interactions assumed
$^{149}_{61}\text{Pm}$	211	80ps	[5/2]	$+2.18^P\ 35$		70Be67	IPAC		$^{148}\text{Nd}(\text{th n, } \gamma)$ , dissolved in aqua regia; used $G_2=1$
$^{149}_{61}\text{Pm}$	270	2.59ps	[7/2]	$+2.21^P\ 11$		70Be67, 69Be25	IPAC		$^{148}\text{Nd}(\text{th n, } \gamma)$ , dissolved in aqua regia; used $G_2=0.84$
$^{149}_{61}\text{Pm}$	270	2.59ps	[7/2]	$\pm 3.64\ 20$		70Se11	IPAC AAC	$G_2\omega\tau=0.42\ 6\ddagger$ or $G_2\omega\tau=0.46\ 2\ddagger$ $\ddagger$ Unit not given	Nd <sub>2</sub> O <sub>3</sub> in HCl; (268 $\gamma$ )(156 $\gamma$ ) or (268 $\gamma$ )(270 $\gamma$ ); used $\beta=1.93$ and $G_2=0.781\ 18$
$^{145}_{62}\text{Sm}$	gs	340d	[7/2]	$\pm 0.92\ 6$		69Ka21	GAO	$\mu/\mu^{147}=1.12\ 11$ , 1.15 12	NES, CMN
$^{147}_{62}\text{Sm}$	121	780ps	[5/2]	$-0.30\ 18$		68Bo47	IPAC		aqueous EuCl <sub>3</sub> ; $H_o=18.3\ 3\text{kG}$ ; used $\beta=1.16$
$^{147}_{62}\text{Sm}$	121	780ps	[5/2]	$-0.26^P\ 15$		70Be67	IPAC		Sm(p, $\gamma$ ); $G_2=1$
$^{147}_{62}\text{Sm}$	198	1.31ns	[3/2]	$-0.28\ 10$		68Bo47	IPAC		aqueous EuCl <sub>3</sub> ; $H_o=18.3\ 3\text{kG}$ ; used $\beta=1.16$
$^{147}_{62}\text{Sm}$	198	1.31ns	[3/2]	$-0.28^P\ 6$		70Be67	IPAC		Sm(p, $\gamma$ ); $G_2=1$
$^{148}_{62}\text{Sm}$	551	7.35ps	[2]	$+0.34\ 9$		72Ku10	IMPAC	$\Delta\theta=-30\ 2\text{mr}$ $g/g_{2+}^{154}=0.752\ 88$	CEx with $^{16}\text{O}^{5+}$ on $^{148}\text{Sm}$ , recoils in Fe; $H_o=1.4\text{kG}$ , $H_{\text{int}}=$ $+2.3\ 2\text{MG}$ , $H_{\text{r}}=10.8\ 89\text{MG-ps}$ at 300°K
$^{150}_{62}\text{Sm}$	334	48ps	[2]	$\pm 0.636\ 34$		70Be36 (68Be42)	AAC	$\omega^2\tau_c=0.177\ 19\text{r}^2/\text{ns}$ $g/g_{2+}^{152}=0.936\ 60$	CEx recoils in He gas
$^{150}_{62}\text{Sm}$	334	48ps	[2]	$+0.55\ 6$		72Ku10	IMPAC	$\Delta\theta=-22.6\ 11\text{mr}$ $g/g_{2+}^{154}=0.903\ 98$	CEx with $^{16}\text{O}^{5+}$ on $^{150}\text{Sm}$ ; see $^{148}\text{Sm}(551)$ , 72Ku01
$^{151}_{62}\text{Sm}$	105	480ps	[5/2]	$+0.52^P\ 18$		71Be23	IPAC		$^{150}\text{Nd}(\text{pile n, } \gamma)$ ; used $\beta=1.16$ at 320°K; $G=1$
$^{151}_{62}\text{Sm}$	168	760ps	[3/2]	$+0.57^P\ 12$ $+0.58^P\ 12$		71Be23	IPAC		$^{150}\text{Nd}(\text{pile n, } \gamma)$ ; used $\beta=1.16$ at 320°K; $G=1$
$^{152}_{62}\text{Sm}$	122	1.4ns	[2]	$\pm 0.62\ 12$		58Go72	IPAD	$\omega\tau=56.8\ 40\text{mr}$	CEx with $^1\text{H}$ on aqueous solu- tion of Sm(NO <sub>3</sub> ) <sub>3</sub> in HNO <sub>3</sub> ; $H_o=16.0\ 3\text{kG}$ , $\beta=1.16$
$^{152}_{62}\text{Sm}$	122	1.4ns	[2]	$+0.72\ 32$		58Su55	PAC		CEx with $^1\text{H}$ on Sm <sub>2</sub> O <sub>3</sub> on Cu foil; $H_o=22\text{kG}$ , $G_2=0.6$

Table J: Nuclear Moments by Perturbed Angular Correlation, Aligned Nuclei, and Specific Heat – Continued

Nucleus	Level	$T_{1/2}$	$I$	$\mu$	$Q$	Refer.	Method	Measured Quantity	Environment & Comments
$^{152}_{62}\text{Sm}$	122	1.4ns	[2]	$\pm 0.23_{15}$ $\pm 0.64_{\dagger 11}$		60De16	IPAC	$\omega\tau=0.063 7r$ $\Delta\theta/H=-2.12 18\text{mr/kG}$ or $-1.00 29\text{mr/kG}$	$\text{Eu}_2\text{O}_3$ in $\text{HNO}_3$ ; $G_2=1$ , $H_0=19.0 2\text{kG}$ ; $\beta=3.0$ $\text{Eu}_2\text{O}_3$ , $H_0=22\text{kG}$ ; $G_2(300^\circ\text{K})=0.68 8$ or $G_2(1200^\circ\text{K})=0.55 7$
$^{152}_{62}\text{Sm}$	122	1.4ns	[2]	$\pm 0.56 14$		60Ma38	IPAC	$G_2\omega\tau=37 9\text{mr}$	$\text{Eu}_2\text{O}_3$ in nitric acid; $H_0=12\text{kG}$ $G_2=1.00 13$ , $\beta=1.15$
$^{152}_{62}\text{Sm}$	122	1.4ns	[2]	$+0.700 60$		62Ba38	IPAC		$\text{EuCl}_3$ in $\text{HCl}$ , $300^\circ\text{K}$ , $\beta=1.15$ ; anhydrous $\text{EuCl}_3$ , $\sim 1200^\circ\text{K}$ , $\beta=1.04$ ; $H_0=23, 26\text{kG}$
$^{152}_{62}\text{Sm}$	122	1.4ns	[2]	$+0.554 56$		67Wo06	DPAD		$^{152}\text{Sm}$ powder(p,p'); $\beta(330^\circ\text{K})=1.135$
$^{152}_{62}\text{Sm}$	122	1.42ns	[2]	$\pm 0.678 24$ $\pm 0.692 26$		70Be36 (68Be51, 68Be42)	AAC	$\omega^2\tau_c=0.202 14$ , $0.094 7r^2/\text{ns}$	CEx recoils in He, Ar
$^{152}_{62}\text{Sm}$	122	1.42ns	[2]	$\pm 0.60 7$		71Do17	IPAC		dilute aqueous $^{152}\text{Eu}_2\text{Cl}_3$ ; $H_0=21.8 1\text{kG}$ , $\beta=1.15$ ; observed three distinct cascades
$^{152}_{62}\text{Sm}$	366	57ps	[4]	$+1.22 15$		72Ku10	IMPAC	$\Delta\theta=-0.313 10\text{mr}$ $g/g_{2+}^{154}=1.00$	CEx with $^{16}\text{O}^{5+}$ on $^{152}\text{Sm}$ ; see $^{148}\text{Sm}(551)$ , 72Ku01
$^{154}_{62}\text{Sm}$	82	3.02ns	[2]	$+0.53 12$		58Go72	IPAC	$\omega\tau=110 8\text{mr}$	see $^{152}\text{Sm}(122)$ , 58Go72
$^{154}_{62}\text{Sm}$	82	3.02ns	[2]	$+0.576 58$		67Wo06	DPAD		$^{154}\text{Sm}$ metal powder(p,p'); $\beta(330^\circ\text{K})=1.135$
$^{154}_{62}\text{Sm}$	82	3.02ns	[2]	$\pm 0.634 56$ $\pm 0.620 64$		70Be36 (68Be42)	AAC	$\omega^2\tau_c=0.079 14r^2/\text{ns}$ $g/g_{2+}^{152}=0.917 28$	CEx recoils in Ar
$^{154}_{62}\text{Sm}$	267	165ps	[4]			67Bo32	IMPAC	$\omega\tau=-0.45^p 5r$ $g/g_{4+}^{152}=0.68^p 12$ , using $T_{1/2}^{152}(4+)=57.3\text{ps}$	CEx with $^{16}\text{O}$ on $^{154}\text{Sm}$ , $^{152}\text{Sm}$
$^{154}_{62}\text{Sm}$	267	165ps	[4]	$+1.35 14$		72Ku10	IMPAC	$\Delta\theta=-889 44\text{mr}$ $g/g_{2+}^{154}=1.07 12$	CEx with $^{16}\text{O}^{5+}$ on $^{154}\text{Sm}$ ; see $^{148}\text{Sm}(551)$ , 72Ku01
$^{154}_{62}\text{Sm}$	549	23.5ps	[6]	$+1.90 28$		72Ku10	IMPAC	$\Delta\theta=-141 10\text{mr}$ $g/g_{2+}^{154}=1.12 13$	CEx with $^{16}\text{O}^{5+}$ on $^{154}\text{Sm}$ ; see $^{148}\text{Sm}(551)$ , 72Ku01
$^{147}_{63}\text{Eu}$	625	765ns	[11/2]	$+6.00 33$		70K107	DPAC	$\omega=2.73 16\text{Mr/s}$	$\text{GdCl}_3$ in $\text{HCl}$ ; $H_0=1\text{kG}$ , $\beta(300^\circ\text{K})=0.52$
$^{149}_{63}\text{Eu}$	497	2.43 $\mu\text{s}$	[11/2]	$+6.05 16$		70K107	DPAC	$\omega=2.75 7\text{Mr/s}$	$\text{GdCl}_3$ in $\text{HCl}$ ; $H_0=1\text{kG}$ , $\beta(300^\circ\text{K})=0.52$
$^{153}_{63}\text{Eu}$	103	3.8ns	[3/2]	$+1.05^p 26$		71Be23	IPAC		$^{152}\text{Sm}(\text{pile n, });$ used $G_2=0.85 5$ , $\beta(320^\circ\text{K})=0.55$
$^{154}_{63}\text{Eu}$	gs	16y	(3)		$\pm 1.88 21$	62Ju06, 66BI05	GAO	$Q/Q_{gs}^{152}=+0.62_{\dagger} 7$	$^{154}\text{Eu}$ in NES; used $Q^{152}/Q^{151}=\pm 2.75 17$ and $Q^{151}=1.1 1$
$^{155}_{63}\text{Eu}$	105	400ps	[5/2]	$+2.47^p 27$		71Be23	IPAC	$\dagger$ Using $P^{154}$ as corrected in [66BI05]	$^{154}\text{Sm}(\text{pile n, });$ used $G=1$ and $\beta(320^\circ\text{K})=0.55$
$^{152}_{64}\text{Gd}$	344	29ps	[2]			67Pr16	IPAC	$\omega\tau=+21^p 9\text{mr}$	$^{152}\text{Eu}$ in Fe
$^{152}_{64}\text{Gd}$	344	29ps	[2]	$+1.16 22$		69Zm01	IPAC	$(\omega\tau)_{\text{ave}}=37.5 33\text{mr}$	$\text{Eu-Gd}$ metal; $H_{\text{int}}(85^\circ\text{K})=-320 15\text{kG}$
$^{152}_{64}\text{Gd}$	344	29ps	[2]	$\pm 0.856 62$		70Be36	AAC	$\omega^2\tau_c=0.378 55r^2/\text{ns}$ $g/g_{2+}^{154}=1.003 80$	CEx recoils in He
$^{154}_{64}\text{Gd}$	123	1.18ns	[2]	$\pm 0.72 12$		61St04	IPAC	$\omega=26.6 35\text{Mr/s}$	$\text{GdCl}_3$ at $980^\circ\text{C}$ ; $H_0=15\text{kG}$ , $\beta=1.042$ ; $G_2=0.8$
$^{154}_{64}\text{Gd}$	123	1.18ns	[2]	$+0.74 8$		62Ba38	IPAC	$\omega=48 4\text{Mr/s}$	anhydrous $^{154}\text{EuCl}_3$ at $1300^\circ\text{K}$ $H_0=26\text{kG}$ , $\beta=1.042$ ; $G_2=0.93 1$
$^{154}_{64}\text{Gd}$	123	1.18ns	[2]			67Pr16	IPAC	$\omega\tau=+0.14^p 2r$	$^{154}\text{Eu}$ in Fe

**Table J: Nuclear Moments by  
Perturbed Angular Correlation, Aligned Nuclei, and Specific Heat – Continued**

Nucleus	Level	$T_{1/2}$	$I$	$\mu$	$Q$	Refer.	Method	Measured Quantity	Environment & Comments
$^{154}\text{Gd}$	123	1.18ns	[2]	+0.90 10  $\pm 0.854\ 28$		70Be36 (68Be42)	CDPAC	$\omega(t_{\text{ave}})=28.1\ 41\text{mr}$	$^{154}\text{Gd}$ recoils in He; $H_o=17.4\ 6\text{kG}$ ; $t_{\text{ave}}=735\ 30\text{ps}$ ; for $t/\tau=1.043\ 48$ ; $G_2=0.838\ 15$ and $G_4=0.587\ 29$ CEx recoils in He, Ar
$^{154}\text{Gd}$	123	1.18ns	[2]	$\pm 0.86\ 7$		70Wa26	AAC	$\omega^2\tau_c=0.376\ 24$ , $0.161\ 13r^2/\text{ns}$ $g/g_{2^+}^{156}=1.11\ 8$ $G_2/G_2^{156}=1.23\ 17$	$^{154}\text{Eu}_2\text{O}_3$ and $^{156}\text{Eu}_2\text{O}_3$ in 1.0N $\text{HClO}_4$ ; assumed electric interaction negligible and $g_{2^+}^{156}=0.389\ 11$
$^{154}\text{Gd}$	371	39ps	[4]			67Pr16	IPAC	$\omega\tau=+15^p\ 4\text{mr}$ $g/g_{2^+}^{152}=\pm 0.53\ 27$	$^{154}\text{Eu}$ in Fe
$^{155}\text{Gd}$	87	6.66ns	(5/2)	$\pm 0.73^{+12}_{-10}$ $\pm 0.90^{\pm 23}_{\pm 10}$		64Bo16 66Hr02	AAC	$A=20.6^{+36}_{-28}\text{MHz}$	$^{155}\text{TbCl}_3$ in $\text{H}_2\text{O}$ ; used $\mu_{\text{gs}}^{155}=0.254\ 2$ , $A_{\text{gs}}^{155}=11.9\ 4\text{MHz}$
$^{155}\text{Gd}$	87	6.66ns	(5/2)	$-0.97^d\ 23$		66Hr02	IPAC	$\omega=+45.8\ 103\text{Mr/s}$ ,	anhydrous $\text{TbCl}_3+\text{GdCl}_3$ at $1300^\circ\text{C}$ ; $H_o=23.7\ \text{kG}$ , $\beta=1.044$ $\text{Gd}(p, )$ ; used $\beta(320^\circ\text{K})=1.22$ ; $G=0.92\ 2$
$^{155}\text{Gd}$	87	6.66ns	(5/2)	$-0.92^p\ 10$		71Be23	DPAC IPAC	$\omega=+45.3\ 33\text{Mr/s}$	
$^{155}\text{Gd}$	105	1.1ns	(3/2)	$+0.68^p\ 19$		71Be23	IPAC		$\text{Gd}(p, )$ ; used $\beta(320^\circ\text{K})=1.22$ ; $G=1$
$^{156}\text{Gd}$	89	2.22ns	[2]	$+0.64\ 6$		62Ba38	IPAC	$\omega\tau=133\ 5\text{mr}$	anhydrous $^{156}\text{EuCl}_3$ at $1300^\circ\text{K}$ $H_o=26\ \text{kG}$ , $\beta=1.042$ ; $G_2=0.89\ 2$ , $G_4=0.85\ 2$
$^{156}\text{Gd}$	89	2.22ns	[2]	$+0.592\ 36$		67Wo06	DPAD		CEx with $^1\text{H}$ on $^{156}\text{Gd}-\text{Cu}$ liquid metal at $1120^\circ\text{K}$ , $\beta=1.086\ 15$
$^{156}\text{Gd}$	89	2.22ns	[2]	$=0.680\ 26$		70Be36	AAC	$\omega^2\tau_c=0.245\ 18r^2/\text{ns}$ $g/g_{2^+}^{154}=0.807\ 39$	CEx recoils in He
$^{156}\text{Gd}$	288	115ps	[4]	$\pm 1.32^{*p}\ 48$		67Bo32	IMPAC	$\omega\tau=0.087\ 20\text{r}$	CEx with $^{16}\text{O}$ on $^{156}\text{Gd}$ on Fe
$^{156}\text{Gd}$	288	115ps	[4]	$+1.48\ 20$		68We17	IPAC		$\text{Gd metal}(d,2n)$ at $77^\circ\text{K}$ ; $H_o\sim 13.2\ \text{kG}$ , $H_{\text{eff}}=-312\ 15\ \text{kG}$
$^{156}\text{Gd}$	1513	190ps	[4]	$+3.12\ 20$		68We17	IPAC	$g(1513)/g(288)=2.10\ 27$	$\text{Gd metal}(d,2n)$ or $\text{Tb metal}(\gamma,3n)$ at $77^\circ\text{K}$ ; $H_o\sim 13.2\ \text{kG}$ , $H_{\text{eff}}=-312\ 15\ \text{kG}$
$^{158}\text{Gd}$	79.5	2.49ns	[2]	$+0.630\ 50$		67Wo06	DPAD		CEx with $^1\text{H}$ on $\text{Gd}-\text{Cu}$ liquid metal at $1120^\circ\text{K}$ ; $\beta=1.086\ 15$
$^{158}\text{Gd}$	79.5	2.49ns	[2]	$\pm 0.664\ 36$		70Be36	AAC	$\omega^2\tau_c=0.220\ 24r^2/\text{ns}$ $g/g_{2^+}^{154}=0.765\ 48$	CEx recoils in He
$^{159}\text{Gd}$	gs	18h	(3/2)	$\pm 0.44\ 3$		71Kr19 70Pr13	GAP	$ \mu H /kT =0.24\ 1$	$\text{GdFe}_2(\text{pile n, } )$ ; $H_M=+453\ \text{kG}$ , $T=20\ 1\text{m}^\circ\text{K}$ ; sign of $\mu$ not measured
$^{160}\text{Gd}$	75	2.7ns	[2]	$+0.606\ 52$		67Wo06	DPAD		CEx with $^1\text{H}$ on $\text{Gd}-\text{Cu}$ liquid metal at $1120^\circ\text{K}$ , $\beta=1.086\ 15$
$^{160}\text{Gd}$	75	2.7ns	[2]	$\pm 0.646\ 30$		70Be36	AAC	$\omega^2\tau_c=0.215\ 20r^2/\text{ns}$ $g/g_{2^+}^{154}=0.756\ 43$	CEx recoils in He
$^{156}\text{Tb}$	gs	5.4d	(3)	$\pm 1.45\ 18$ $\pm 1.41^c\ 18$	$+1.4\ 5$ $+1.40^c\ 45$	62Lo01 63Bl25	GAO	$A/k=\pm 0.113\ 10^\circ\text{K}$ $P/k=+0.0045\ 15^\circ\text{K}$	Tb in NES
$^{159}\text{Tb}$	gs	-	(3/2)		$+1.30$	63Bl24 (62Lo12)	SpHt	$A/k=+0.150^\circ\text{K}$ $P/k=+0.021^\circ\text{K}$	Tb metal; $T=0.37$ to $4.2^\circ\text{K}$ ; used $\langle r^{-3} \rangle = 8.63\ \text{a.u.}$
$^{159}\text{Tb}$	gs	-	(3/2)		$+1.32^c\ 10$	63Bl25	SpHt		

Table J: Nuclear Moments by Perturbed Angular Correlation, Aligned Nuclei, and Specific Heat – Continued

Nucleus	Level	$T_{1/2}$	$I$	$\mu$	$Q$	Refer.	Method	Measured Quantity	Environment & Comments
$^{159}_{65}\text{Tb}$	gs	—	(3/2)		(+0.82 $\pm$ )	64Va27	SpHt	$A/k=+0.152$ 2°K $P/k=+0.013$ 4°K ‡Used 63Bl24, 63Bl25 and 62Lo12	Tb metal; $T=0.05$ to 0.9°K
$^{159}_{65}\text{Tb}$	gs	—	(3/2)		(+0.99 $\pm$ )	69Kr19	SpHt	$A/k=+0.149$ °K $P/k=+0.0158$ °K ‡Used 63Bl24, 63Bl25 and 62Lo12	Tb metal; $T=0.03$ to 0.5°K
$^{160}_{65}\text{Tb}$	gs	72d	(3)	$\pm 1.60$ 25 $\pm 1.56$ ° 25	+1.9 5 +1.87° 70	60Jo12 63Bl25	GAO	$A/k=+0.125$ 20°K $P/k=+6.1$ 22m°K	Tb in NES at 0.02°K
$^{155}_{66}\text{Dy}$	gs	10h	[3/2]	$\pm 0.21$ 5		61Na04	GAO	$A/k=0.032$ 8°K	Dy in NES at 0.02°K
$^{157}_{66}\text{Dy}$	gs	8.1h	[3/2]	$\pm 0.32$ 2		61Na04	GAO	$A/k=0.048$ 3°K	Dy in NES at 0.02°K
$^{158}_{66}\text{Dy}$	630	?	[6]	$\pm 2.16$ ±42		71Ka68	IMPAC		natural metallic Gd( $\alpha$ , ), at 77,170,257,300°K; finds $H_{\text{eff}} \sim 2.8, 2.3, 0, 0$ ±MG; $H \tau \sim$ 15±MG-ps from $\omega\tau(t)$ ‡Assumed $g(6+)=g(8+)=g(2+)=0.36$ for $^{160,162}\text{Dy}$
$^{160}_{66}\text{Dy}$	87	2.0ns	[2]	$\pm 0.48$ 14 $\pm 0.54$ ± 16		60Ma38	IPAC	$G_2\omega\tau=0.19$ 3r ‡For $\beta=5.4$	Tb <sub>2</sub> O <sub>3</sub> in HCl at 340°K; $H_o=$ 12kG, $G_2=0.80$ 12, $\beta=6.0$
$^{160}_{66}\text{Dy}$	87	2.0ns	[2]	$\pm 0.83$ 9 $\pm 0.99$ ± 11		61Ku03	IPAC		Tb <sub>2</sub> O <sub>3</sub> at 300,540,1333°K; $H_o=$ 18.3kG; used $\beta=7.2, 4.55, 2.4$ ‡For $\beta=6.02, 3.8, 2.0$
$^{160}_{66}\text{Dy}$	87	2.0ns	[2]	+0.58 18		62Co28	IPAC	$\omega\tau=-2.50$ 70r	DyFeGarnet; used $H_{\text{eff}}=600$ kG from Mössbauer
$^{160}_{66}\text{Dy}$	87	2.0ns	[2]	$\pm 0.728$ 22 +0.704 38		65Gu02	DPAC IPAC AAC	$\omega=358$ 11Mr/s $G_2\omega\tau=439$ 12mr $G_2=0.740$ 20, $G_4=$ 0.597 25	TbCl <sub>3</sub> in 3M HCl; $H_o=33.5$ kG, $\beta=6.02$ for DPAC; $H_o=20.19$ kG, $\beta=6.07$ for IPAC
$^{160}_{66}\text{Dy}$	87	2.0ns	[2]		$\pm 1.67$ ±36 $\pm 1.76$ ±39	69Fo08, 70Wa25	DPAC DPAC	‡ $Q(1-R)$	$^{160}\text{Tb}$ in HClO <sub>4</sub> , H <sub>2</sub> SO <sub>4</sub> , HCl; used $g=0.346$ 11
$^{160}_{66}\text{Dy}$	87	2.05ns	[2]	$\pm 0.712$ 34		70Be36	AAC	$\omega^2\tau_c=0.281$ 27r <sup>2</sup> /ns	CEx recoils in He
$^{160}_{66}\text{Dy}$	966	2.2ps	[2]	+0.46 <sup>ap</sup> 22		68Ca26	PAC		magnetized Gd alloy
$^{160}_{66}\text{Dy}$	966	2.2ps	[2]	+0.36 12		69Si01	IPAC	$\omega\tau=14.3$ 13mr	Dy in Tb metal, single crystal; $H_o=13.6$ kG, $H_{\text{int}}=$ 5.6 4MG
$^{161}_{66}\text{Dy}$	26	28.4ns	(5/2)	+0.75 <sup>p</sup> 9 +0.78 <sup>p</sup> 9		71Be23	IPAC DPAC		$^{160}\text{Gd}$ (pile n, ); used $G=$ 0.38 10, $\beta(320^\circ\text{K})=5.7$
$^{161}_{66}\text{Dy}$	75	3.4ns	[3/2]	-0.35 <sup>p</sup> 5		71Be23	IPAC		$^{160}\text{Gd}$ (pile n, ); used $G=0.89$ $\beta(320^\circ\text{K})=5.7$
$^{162}_{66}\text{Dy}$	80.7	2.25ns	[2]	+0.724 48		67Ku07	DPAC		Dy-Cu eutectic liquid at 880°K(pulsed p,p'); $H_o=25$ kG, $\beta=2.30$
$^{162}_{66}\text{Dy}$	80.7	2.25ns	[2]	$\pm 0.686$ 28		70Be36	AAC	$\omega^2\tau_c=0.261$ 22, 0.100 14r <sup>2</sup> /ns $g/g_{2+}^{160}=0.964$ 62	CEx recoils in He, Ar
$^{164}_{66}\text{Dy}$	73.3	2.39ns	[2]	+0.642 50		67Ku07	DPAC		Dy-Cu eutectic liquid at 880°K(pulsed p,p'); $H_o=25$ kG, $\beta=2.30$
$^{164}_{66}\text{Dy}$	73.3	2.39ns	[2]	$\pm 0.730$ 30		70Be36	AAC	$\omega^2\tau_c=0.296$ 24r <sup>2</sup> /ns $g/g_{2+}^{160}=1.026$ 65	CEx recoils in He
$^{165}_{67}\text{Ho}$	gs	stable	(7/2)			64Va27	SpHt	$A/k=+0.320$ 5°K $P/k=+8.0$ 15m°K	Ho metal
$^{165}_{67}\text{Ho}$	gs	stable	(7/2)			69Kr19	SpHt	$A/k=+0.319$ °K $P/k=+4$ m°K	Ho metal, $T=0.03$ to 0.5°K
$^{166}_{67}\text{Ho}$	9	1.2ky	[7]	$\pm 4.14$ <sup>p</sup> ±17		59Po62	GAO	$A/k=0.24$ 2°K, for $I=7$ ‡Used $\mu^{165}=4.12$ 2, $A^{165}/k=0.478$ 2°K	Ho in NES single crystal

**Table J: Nuclear Moments by  
Perturbed Angular Correlation, Aligned Nuclei, and Specific Heat – Continued**

Nucleus	Level	$T_{1/2}$	$I$	$\mu$	$Q$	Refer.	Method	Measured Quantity	Environment & Comments
$^{156}_{68}\text{Er}$	344	47.9ps	[2]	$g_{av} \sim \pm 0.39$		70No01	AAC	$G_2(344)=0.23\ 4$	$^{120}\text{Sn}(^{40}\text{Ar}, \text{Ar}')$ recoils in vacuum; assumed $H \sim 41\ 7\text{MG}$ , $\tau_c=3\text{ps}$
	453	7.83ps	[4]	to $0.42\ddagger$				$G_2(453)=0.73\ 8$	
$^{158}_{68}\text{Er}$	193	433ps	[2]	$g_{av} \sim \pm 0.34$		70No01	AAC	$G_2(193)=0.07\ 5$	$^{122}\text{Sn}(^{40}\text{Ar}, \text{Ar}')$ recoils in vacuum; assumed $H \sim 41\ 7\text{MG}$ , $\tau_c=3\text{ps}$
	356	20.8ps	[4]	to $0.39\ddagger$				$G_2(356)=0.47\ 4$	
	434	4.04ps	[6]					$G_2(434)=0.93\ 8$	
$^{160}_{68}\text{Er}$	264	49.8ps	[4]	$g_{av} \sim \pm 0.26$		70No01	AAC	$G_2(264)=0.31\ 5$	$^{124}\text{Sn}(^{40}\text{Ar}, \text{Ar}')$ recoils in vacuum; assumed $H \sim 41\ 7\text{MG}$ , $\tau_c=3\text{ps}$
	376	7.77ps	[6]	to $0.39\ddagger$				$G_2(376)=0.82\ 5$	
	465	4.04ps	[8]					$G_2(465)=1.08\ 9$	
$^{166}_{68}\text{Er}$	80.6	1.82ns	[2]	$\pm 0.56\ 10$ $\pm 0.62\ddagger\ 12$		60Ma38	IPAC	$\omega\tau=0.14\ 2r$ $\ddagger$ For $\beta=7.0$	$^{166}\text{Ho}$ in dilute $\text{HNO}_3$ ; $H_o=5\text{kG}$ , $\beta=7.7$ , $G_2=0.78\ 12$ , $G_4=0.55\ 5$
$^{166}_{68}\text{Er}$	80.6	1.82ns	[2]	$+0.520\ 68$ $+0.614\ddagger 80$		61Bo05 63Ge09	IPAC	$\omega=+140\text{Mr/s}$ $\ddagger$ For $\beta=7.08$	
$^{166}_{68}\text{Er}$	80.6	1.82ns	[2]	$\pm 0.71\ 12$ $\pm 0.76\ddagger 12$		61Ku03	IPAC		$\text{Ho}_2\text{O}_3$ at 80, 300, 1333°K; used $\beta=25.2, 7.9, 2.6$ $\ddagger$ For $\beta=25.5, 6.8, 2.35$
$^{166}_{68}\text{Er}$	80.6	1.82ns	[2]	$+0.658\ 54$		67Ku07	DPAC		Er-Cu eutectic liquid at 930°C(pulsed p,p'); $H_o=25\text{kG}$ , $\beta=2.48$
$^{166}_{68}\text{Er}$	265	120ps	[4]	$+1.08\ 10$		63Ge09	IPAC	$\omega\tau=83\ 6\text{mr}$ , corrected for other cascades	dilute aqueous $\text{HoCl}_3$ solution; $H_o=53\text{kG}$ , $\beta=7.08$
$^{166}_{68}\text{Er}$	265	120ps	[4]			68De28	IMPAC	$\omega\tau=0.60\ 5r$	CEx with $^{16}\text{O}$ on $^{166}\text{Er}$ on polarized Fe foil; find $H_{\text{hf}}=-2.2\ 3\text{MG}$
$^{166}_{68}\text{Er}$	265	120ps	[4]	$\pm 1.18^{\text{p}7}$		72Mi21	IPAC	$\omega\tau/\beta=6.20\ 21\text{mr}$	Ho metal(n, ); $\text{HoCl}_3$ ; $H_o=25.4\ 3\text{kG}$
$^{168}_{68}\text{Er}$	79.8	1.91ns	[2]	$+0.50\ 6$ $+0.53\ddagger 6$		62Bo18	IPAC	$\omega\tau=485\ 51\text{mr}$ $G_2=0.86\ 7$ $\ddagger$ For $\beta=6.82$	$\text{Tm}(\text{NO}_3)_3$ in 3N $\text{HNO}_3$ ; $H_o=20.3\text{kG}$ , $\beta(300^\circ\text{K})=7.26$
$^{168}_{68}\text{Er}$	79.8	1.91ns	[2]	$+0.688\ 56$		67Ku07	DPAC		Er-Cu eutectic liquid at 930°C(pulsed p,p'); $H_o=25\text{kG}$ , $\beta=2.48$
$^{168}_{68}\text{Er}$	79.8	1.91ns	[2]	$\pm 0.610\ 20$		70Be36	AAC	$\omega^2\tau_c=0.199\ 13$ , $0.100\ 11r^2/\text{ns}$	CEx recoils in He, Ar
$^{168}_{68}\text{Er}$	264	120ps	[4]	$+1.08\ddagger 16$		68De28	IMPAC	$\omega\tau=0.60\ 5r$ $g/g_{4+}^{166}=1.00$ $\ddagger$ Used $g_{4+}^{166}=1.08\ 10$	CEx with $^{16}\text{O}$ on $^{168}\text{Er}$ on Fe foil; $H_{\text{hf}}=-2.2\ 3\text{MG}$
$^{168}_{68}\text{Er}$	$\sim 7800$	?	[4]	$-0.45\ 74$		70Be13	$\ddagger$	$\Delta E=0\ 6\mu\text{eV}$	$^{167}\text{Er}$ metal crystal (polarized n, ); $H_{\text{eff}}\sim 6.2\text{MG}$ ; assumed $\mu^{167}=-0.56$  $\ddagger$ Measured energy shift of neutron resonance in strong magnetic field
$^{168}_{68}\text{Er}$	$\sim 7800$	?	[3]	$\pm 5.9\ 12$		70Be13	$\ddagger$	$\Delta E=-43.5\ 80\ \mu\text{eV}$	$^{167}\text{Er}$ metal crystal (polarized n, -); $H_{\text{eff}}\sim 6.2\text{MG}$ ; assumed $\mu^{167}=-0.56$  $\ddagger$ Measured energy shift of neutron resonance in strong magnetic field
$^{170}_{68}\text{Er}$	79	1.90ns	[2]	$+0.658\ 50$		67Ku07	DPAC		Er-Cu eutectic liquid at 930°C(pulsed p,p'); $H_o=25\text{kG}$ , $\beta=2.48$
$^{170}_{68}\text{Er}$	79	1.90ns	[2]	$\pm 0.714\ 30$		70Be36	AAC	$\omega^2\tau_c=0.273\ 23r^2/\text{ns}$ $g/g_{2+}^{168}=1.171\ 62$	CEx recoils in He

Table J: Nuclear Moments by Perturbed Angular Correlation, Aligned Nuclei, and Specific Heat - Continued

Nucleus	Level	$T_{1/2}$	$I$	$\mu$	$Q$	Refer.	Method	Measured Quantity	Environment & Comments
$^{170}_{68}\text{Er}$	261	135ps	[4]	$\pm 1.25 \pm 21$		68De28	IMPAC	$\omega\tau=0.62$ 6r $g/g_{4^+}^{16^6}=0.92$ $\ddagger$ Used $g_{4^+}^{16^6}=1.08$ 10	CEx with $^{16}\text{O}$ on $^{170}\text{Er}$ on Fe foil; $H_{\text{hf}}=-2.2$ 3MG
$^{169}_{69}\text{Tm}$	118	62ps	[5/2]	+0.50 15 +0.54 $\ddagger$ 16		60Ma38	IPAC	$G_2\omega\tau=5.6$ 17mr $\ddagger$ For $\beta=5.2$	$^{169}\text{Yb}_2\text{O}_3$ in dilute $\text{HNO}_3$ ; $H_o=$ 13kG, $\beta\sim 5.6$ , $G_2\sim 1$
$^{169}_{69}\text{Tm}$	118	62ps	[5/2]	+0.61 12		65Bo08	PAC	$G_2\omega\tau=5.9$ 2mr	$\text{YbCl}_3$ in $\text{H}_2\text{O}$ ; $H_o=10.8$ 4kG, $\beta=5.31$ , $G_2=0.99$
$^{169}_{69}\text{Tm}$	118	62ps	[5/2]	$\pm 0.73 \pm 12$		66Ko01	IPAC	$g(139)/g(118)=$ 1.28 12 $\ddagger$ Used $g(139)=0.37$ 4	LuIG at liquid N temperature
$^{169}_{69}\text{Tm}$	118	62ps	[5/2]	+0.79 8		68Ka14	IPAC	$\omega\tau=-21.8$ 22mr $\mu\tau=70.2$ 71nm-ps	$\text{Yb}_2\text{O}_3$ in HCl; $H_o=32.57$ 30kG, $\beta(308^\circ\text{K})=4.98$ , $G_2\sim 1$
$^{169}_{69}\text{Tm}$	118	62ps	[5/2]	+0.72 8		69Gu01	IPAC	$\mu\tau=64.5$ 70nm-ps	$\text{YbCl}_3$ in 3N HCl; $H_o=22.0$ 6kG, $\beta(300^\circ\text{K})=5.08$
$^{169}_{69}\text{Tm}$	139	320ps	[7/2]	$\pm 1.22$ 17		65Bo08	IPAC	$G_2\omega\tau=41.7$ 40mr	$\text{YbCl}_3$ in $\text{H}_2\text{O}$ ; $H_o=10.8$ 4kG, $\beta=5.31$ , $G_2=0.95$
$^{169}_{69}\text{Tm}$	139	320ps	[7/2]	+1.30 7		68Ka14	IPAC	$\omega\tau=-133$ 4mr $\mu\tau=600$ 24nm-ps	$\text{Yb}_2\text{O}_3$ in HCl; $H_o=32.57$ 30kG, $\beta(308^\circ\text{K})=4.98$ , $G_2=0.956$ 12
$^{169}_{69}\text{Tm}$	139	320ps	[7/2]	+1.28 8		69Gu01	IPAC	$\mu\tau=588$ 29nm-ps	$\text{YbCl}_3$ in 3N HCl; $H_o=22.0$ 6kG, $\beta(300^\circ\text{K})=5.08$
$^{169}_{69}\text{Tm}$	139	320ps	[7/2]			72Be43	PAC AAC	$Q(139)/Q(118)=$ 1.0 $^p$ 2	$^{168}\text{Yb}$ implanted in Fe
$^{169}_{69}\text{Tm}$	316	660ns	[7/2]	$\pm 0.154$ 8		72Ni03	DPAC	$\omega=6.30$ 35Mr/s	$^{169}\text{Yb}(\text{C}_2\text{H}_3\text{O}_2)_3$ solution; $H_o\sim 5.98$ kG, $\beta(300^\circ\text{K})=5.08$
$^{169}_{69}\text{Tm}$	379	36ns	[7/2]	$\pm 0.959$ <sup>dp</sup> 74		67Ni05	DPAC	$\omega=85.1$ 34Mr/s	$\text{YbCl}_3$ in HCl; $H_o=12.87$ kG, $\beta=5.08$
$^{171}_{69}\text{Tm}$	117	55ps	[5/2]	+0.81 37		68Ka14	IPAC	$\omega\tau=-20.2$ 80mr $\mu\tau=65$ 26nm-ps	$^{171}\text{Er}_2\text{O}_3$ in HCl; $H_o=32.57$ 30 kG, $\beta(308^\circ\text{K})=4.98$ , $G_2\sim 1$
$^{171}_{69}\text{Tm}$	129	362ps	[7/2]	+0.94 18		65Ag02	IPAC		$\text{ErCl}_3$ in $\text{H}_2\text{O}$ ; $H_o=21.47$ kG, $\beta(300^\circ\text{K})=5.08$ , assumed $G_2=1$
$^{171}_{69}\text{Tm}$	129	362ps	[7/2]	+1.44 14		68Ka14	IPAC	$\omega\tau=-168$ 15mr $\mu\tau=756$ 67nm-ps	$^{171}\text{Er}_2\text{O}_3$ in HCl; $H_o=32.57$ 30 kG, $\beta(308^\circ\text{K})=4.98$ ; $G_2=0.949$ 13
$^{169}_{70}\text{Yb}$	gs	32d	[7/2]	$\pm 0.63$ 9		72Kr18	GAO	$B_2=0.59$ 10 $\Delta/k=\pm 11.7$ 15m $^\circ$ K	Yb-Au; $H_{\text{int}}=1.77$ MG; $T=18$ 2m $^\circ$ K
$^{170}_{70}\text{Yb}$	84	1.58ns	[2]	+0.66 4		65Ti02	DPAD		CEx of $^{170}\text{Yb}$ metal target
$^{172}_{70}\text{Yb}$	78.7	1.6ns	[2]	+0.608 68		64Gu01	PAC	$\omega\tau=305$ 31mr $\ddagger$ $\ddagger$ Unit not given	$\text{LuCl}_3$ in dilute HCl; $H_o=35.9$ kG, $\beta=2.58$ 10, $G_2=0.95$ 2
$^{172}_{70}\text{Yb}$	78.7	1.6ns	[2]	+0.558 28		66Ti01	DPAD		$^{172}\text{Yb}$ metal(p,p')
$^{172}_{70}\text{Yb}$	78.7	1.6ns	[2]		+2.7 7	69Fo07	DPAC	$Q(1-R)=2.16$ 37b	$\text{Er}_2\text{O}_3$ in $\text{HClO}_4$ ; used $R\sim 0.2$ , $g=0.328$ 5
$^{172}_{70}\text{Yb}$	1174	7.95ns	[3]	+0.67 4		65Gu01	IPAC		$\text{LuCl}_3$ in 0.1M HCl; $H_o=28$ kG, $\beta=2.58$ 13
$^{172}_{70}\text{Yb}$	1174	7.95ns	[3]		$\pm 3.6 \pm 10$	70Ra18	DPAC	$\omega_s(1174)/\omega_s(79)=$ 0.53 6 $Q(1174)/Q(79)=$ $\pm 1.33$ 15 $\ddagger$ Used $Q(79)=2.7$ 7	Yb in Tm metal; $\text{Tm}_2\text{O}_3$
$^{172}_{70}\text{Yb}$	1174	7.95ns	[3]		$\pm 3.6 \pm 10$	70Wa25	DAAC	$Q(1174)/Q(79)=$ 1.32 14 $\ddagger$ Used $Q(79)=2.7$ 7	$^{171}\text{Er}_2\text{O}_3$ in 1N $\text{HClO}_4$ , in 16.4N HCl at $-30^\circ\text{C}$ , and in ethyl alcohol at $+20^\circ\text{C}$ , $-84^\circ\text{C}$
$^{172}_{70}\text{Yb}$	1174	7.95ns	[3]	+0.61 9		71Wa03	IPAC	$\omega\tau(1174)/\omega\tau(79)=$ 3.01 33	used $g_{2^+}^{172}=0.332$ 8 from M $\ddot{o}$ ss.

**Table J: Nuclear Moments by  
Perturbed Angular Correlation, Aligned Nuclei, and Specific Heat – Continued**

Nucleus	Level	$T_{1/2}$	$I$	$\mu$	$Q$	Refer.	Method	Measured Quantity	Environment & Comments
<sup>173</sup> <sub>70</sub> Yb	79	38ps	[7/2]	-0.203 <sup>p</sup> 66		72Ka13	PAC		
<sup>173</sup> <sub>70</sub> Yb	179	36ps	[9/2]	+0.27 <sup>p</sup> 36		72Ka13	PAC		
<sup>173</sup> <sub>70</sub> Yb	351	0.45ns	[11/2]	-0.71 <sup>p</sup> 71		72Ka13	PAC		
<sup>174</sup> <sub>70</sub> Yb	76.5	1.79ns	[2]	+0.494 26		66Ti01	DPAD		<sup>174</sup> Yb metal(p,p')
<sup>175</sup> <sub>70</sub> Yb	gs	4.2d	[7/2]	±0.15 4		57Gr51	GAO	$A/k=6.4\text{m}^\circ\text{K}$	Yb(C <sub>2</sub> H <sub>5</sub> SO <sub>4</sub> ) <sub>3</sub> ·9
				±0.18 <sup>e</sup> 5		62Li06			
<sup>175</sup> <sub>70</sub> Yb	gs	4.2d	[7/2]	±0.23 <sup>†</sup>	6† 2	71Sp16	GAO		ion implantation in YES;
				or 0.33 <sup>†</sup>		(57Gr51)			$H_{\text{eff}}=1.77\text{MG}$
									ion implantation in Au
									‡For $\gamma$ -mixing ratio + or -
									†Assumed $H_{\text{eff}}=1.77\text{MG}$ as for YES
<sup>175</sup> <sub>70</sub> Yb	gs	4.2d	[7/2]	±0.40 5		72Kr18	GAO	$B_2=0.315 32$	Yb-Au; $H_{\text{int}}=1.77\text{MG}$ ; $T=18 2\text{m}^\circ\text{K}$
<sup>176</sup> <sub>70</sub> Yb	82	1.76ns	[2]	+0.598 30		66Ti01	DPAD		<sup>176</sup> Yb metal(p,p')
<sup>175</sup> <sub>71</sub> Lu	114	100ps	[9/2]	+1.5 5		60Ma03	IPAC	$G_2\omega\tau=-3.0 10\text{mr}$	<sup>174</sup> Yb <sub>2</sub> O <sub>3</sub> in dilute HNO <sub>3</sub> ;
									$H_o=13\text{kG}$
<sup>175</sup> <sub>71</sub> Lu	114	100ps	[9/2]	+1.81 20		65Ka05	IPAC	$\omega\tau=14.5 14\text{mr}$	Yb metal from Yb <sub>2</sub> O <sub>3</sub> (pile n.)
								$\omega\tau=15.6 12\text{mr}$	$H_o=52.25 50\text{kG}$ , assumed $\beta=1$
				+1.99‡ 15		69Wa30		$\omega\tau=17.5 16\text{mr}$	Yb(NO <sub>3</sub> ) <sub>3</sub> in H <sub>2</sub> O; $H_o=52.3 5\text{kG}$
									<sup>175</sup> YbIG
									‡Based on average $\omega\tau=15.86 85\text{mr}$
<sup>175</sup> <sub>71</sub> Lu	251	42ps	[11/2]	+1.9‡ 6		66De08	IPAC		<sup>175</sup> Yb in Fe foil
									‡Used $g^{175}(114)=+0.403 44$ to obtain $H_{\text{int}}=$
									-338 42kG
<sup>177</sup> <sub>71</sub> Lu	971	155d	[23/2]		+12.6 14	66Bl05	GAO	$Q/Q_{\text{gs}}=+2.33 25$	Lu in NES
<sup>176</sup> <sub>72</sub> Hf	88.4	1.40ns	[2]	+0.532 42		68Be04	IPAC	$\omega\tau=43.9 30\text{mr}$	CEx recoils in liquid Ga;
									$G=0.982 23$ ; $H_o$ not given
<sup>177</sup> <sub>72</sub> Hf	113	500ps	[9/2]	+0.82 22		60Ma03	IPAC	$G_2\omega\tau=-9.1 14\text{mr}$	Lu <sub>2</sub> O <sub>3</sub> in nitric acid; $H_o=$
									13kG; assumed $\beta=1$ , $G_2=1$
<sup>177</sup> <sub>72</sub> Hf	113	500ps	[9/2]	±1.14 15		62Bo27	IPAC		Lu(NO <sub>3</sub> ) <sub>3</sub> +H <sub>2</sub> O; $H_o=26.30 24\text{kG}$
<sup>177</sup> <sub>72</sub> Hf	113	500ps	[9/2]	+1.09 <sup>d</sup> 6		62Ma42	IPAC	$\omega\tau/H=+0.824^d 25$	dilute aqueous LuCl <sub>3</sub> (pile n.)
									$H_o=29.2, 53.1\text{kG}$ ; $G_2>0.98$
									( $H_{\text{int}}$ uncertain ~10%, 65Ma27)
<sup>177</sup> <sub>72</sub> Hf	113	500ps	[9/2]	±1.13 <sup>p</sup> 5		69Ni15	IPAC		$H_o=18.48\text{kG}$
<sup>177</sup> <sub>72</sub> Hf	250	98ps	[11/2]	+1.43 50		68Br15	IPAC	$\omega\tau_{250}/\omega\tau_{113}=$	Lu(pile n.) implanted in Fe
				+2.6‡ 8				0.23 6	
									‡For $T_{1/2}=55 5\text{ps}$ [73Go47]
<sup>177</sup> <sub>72</sub> Hf	321	660ps	[9/2]	-0.508 17		69Hu10	IPAC		foils; $H_{\text{int}}=-140 10\text{kG}$
									Lu in Fe foil; $H_o=10\text{kG}$ , $H_{\text{int}}=$
									-286 40kG using data of
									62Ma42 for $g\tau(113)$
<sup>178</sup> <sub>72</sub> Hf	93	1.50ns	[2]	+0.71 7		62Bo13	IPAC	$\omega\tau=182 17\text{mr}$	aqueous (NH <sub>4</sub> ) <sub>2</sub> WO <sub>4</sub> ; $H_o=49.55\text{kG}$
									( $H_{\text{int}}$ uncertain ~10%, 65Ma27)
<sup>178</sup> <sub>72</sub> Hf	93	1.50ns	[2]	+0.58 <sup>d</sup> 4		62Ka14	IPAC	$\omega\tau/H=+3.0 2\text{mr/kG}$	<sup>178</sup> W in HF acid; $H_o=25.2, 45.7$
									kG; $G_2=0.74 9$ , $G_4=0.818 46$
									( $H_{\text{int}}$ uncertain ~10%, 65Ma27)
<sup>178</sup> <sub>72</sub> Hf	93	1.50ns	[2]	+0.59 8		67Gi02	IMPAC	$\omega\tau=46.1 28\text{mr}$	CEx with O, recoils in Cu;
									$H_o=16.6\text{kG}$ ; $X=0.913 87$
<sup>178</sup> <sub>72</sub> Hf	93	1.50ns	[2]	+0.464 28		68Be04	IMPAC	$\omega\tau=41.2 18\text{mr}$	CEx with O, recoils in
									liquid Ga; $G_2=0.982 23$ , $H_o$
									not given
<sup>178</sup> <sub>72</sub> Hf	93	1.50ns	[2]			71Gu06	IMPAC	$\omega\tau(^{178}\text{Hf}+^{180}\text{Hf})$	CEx with <sup>4</sup> He and <sup>16</sup> O on Hf
								$=0.34 3\text{r}$ at room $T$	metal crystal



**Table J: Nuclear Moments by Perturbed Angular Correlation, Aligned Nuclei, and Specific Heat – Continued**

Nucleus	Level	$T_{1/2}$	$I$	$\mu$	$Q$	Refer.	Method	Measured Quantity	Environment & Comments
$^{180}_{72}\text{Hf}$	93	1.50ns	[2]	+0.757 65		61Bo25	IPAC	$\omega\tau=166\ddagger$ 13mr	liquid $\text{HfF}_4$ in HF; $H_o=42.5\text{kG}$ ( $H_{\text{int}}$ uncertain ~10%, 65Ma27)
$^{180}_{72}\text{Hf}$	93	1.50ns	[2]	+0.626 70		67Gi02	IMPAC	$\omega\tau=49.2$ 25mr	$\ddagger$ Paper quotes $\omega\tau=1.66$ 13 (Unit not given) CEx with O, recoils in Cu; $H_o=16.6\text{kG}$ , $X=0.913$ 87
$^{180}_{72}\text{Hf}$	93	1.50ns	[2]	+0.526 30		68Be04	IPAC	$\omega\tau=46.7$ 20mr	CEx with O, recoils in liquid Ga; $G=0.982$ 23; $H_o$ not given
$^{180}_{72}\text{Hf}$	309	71ps	[4]	+2.3 4		61Bo25	IPAC	$\omega\tau=0.91$ 16°	liquid $\text{HfF}_4$ in HF; $H_o=53.2\text{kG}$ ( $H_{\text{int}}$ uncertain ~10%, 65Ma27)
$^{181}_{73}\text{Ta}$	482	10.8ns	[5/2]	$\pm 3.34^d$ 4	positive	62Bo09	DPAC	$\omega=134.3$ 7Mr/s	$\text{HfF}_4 + \text{H}_2\text{O}$ ; $H_o=21.15$ 20kG
$^{181}_{73}\text{Ta}$	482	10.8ns	[5/2]			63Be46	$\ddagger$		$\text{HfOC1}_2 \cdot 8$ ; $(\text{NH}_4)_2\text{HfF}_6$ single crystals
$^{181}_{73}\text{Ta}$	482	10.8ns	[5/2]	+3.23 <sup>d</sup> 5		63Ma10	DPAC		$\ddagger$ Observed circular polarization of 482 $\gamma$
$^{181}_{73}\text{Ta}$	482	10.8ns	[5/2]	+3.23 <sup>d</sup> 5		64Ag02	CDPAC		$\text{HfO}_2$ (pile n, ), dissolved in 26N HF; $H_o=29.8$ 3, 32.05 32kG ( $H_{\text{int}}$ uncertain ~10%, 65Ma27)
$^{181}_{73}\text{Ta}$	482	10.8ns	[5/2]	+3.03 <sup>dp</sup> 18		67Ka26	DPAC	$\omega=114$ Mr/s	$\text{HfF}_4$ in 27N HF; $H_o \leq 20\text{kG}$
$^{181}_{73}\text{Ta}$	482	10.8ns	[5/2]	$\pm 3.320^p$ 25		69Ni14	DPAC		$t_{\text{delay}}=30.6, 40.0, 41.0\text{ns}$ dilute $\text{HfF}_4$ solution; $H_o=20\text{kG}$
$^{181}_{73}\text{Ta}$	482	10.8ns	[5/2]	$\pm 3.30^d$ 12		70Li16	DPAC	$\nu_{\phi}=52.6$ 6MHz	$H_o=22\text{kG}$
$^{182}_{73}\text{Ta}$	gs	115d	[3]	$\pm 2.6$ 2		72Kr05	GAP	$\nu=152$ 5MHz $B_2=-0.705$ 23 $B_4=0.082$ 5 $\Delta/k=21$ 2m°K	Hf single crystal $H_{\text{res}}=24.2\text{kG}$ $^{182}\text{Ta} + ^{54}\text{Mn}$ in Fe; $H_{\text{hf}}=-656$ kG; $T=24$ 2m°K
$^{182}_{74}\text{W}$	100	1.37ns	[2]	+0.403 38		62Co17	IPAD		CEx with $^1\text{H}$ on $^{182}\text{W}$ metal; $H_o=20.3$ 2kG; $G_2=0.925$ 30
$^{182}_{74}\text{W}$	100	1.37ns	[2]	$\pm 0.49^*$ 7 $\pm 0.65^*$ 10		63K104	IPAC	$G_2\omega\tau=2^\circ$ 5' $\omega\tau=2^\circ$ 56'	Ta metal; $H_o=35\text{kG}$ ; $G_2=0.82$
$^{182}_{74}\text{W}$	100	1.37ns	[2]	+0.67 9 +0.74 12		63Ko02	DPAC IPAC	$\omega=47.5$ 56Mr/s $\omega\tau=103$ 16mr	Ta in HF+ $\text{HNO}_3$ ; $H_o=35\text{kG}$ , $G_2=1$ liquid TaF in HF; $G_2=1.5$ 12, $G_4=0.91$ 5 ( $H_{\text{int}}$ uncertain ~10%, 65Ma27)
$^{182}_{74}\text{W}$	100	1.37ns	[2]	+0.478 40		64Sc21	DPAD		CEx with $^1\text{H}$ on $^{182}\text{W}$ metal; $H_o \sim 34\text{kG}$
$^{182}_{74}\text{W}$	100	1.37ns	[2]	+0.466 $\ddagger$ 54		65Ch14 72Gr22	IPAD		Möss. scattering from W foil using Ta source at 15°K; $H_o=22.5\text{kG}$ , assumed $\beta=1$ , $\omega_E=0$
$^{182}_{74}\text{W}$	100	1.37ns	[2]	+0.498 48		65Eb03	IPAD		$\ddagger$ Coherence effects ignored in analysis CEx with $^1\text{H}$ on $^{182}\text{W}$ metal; $H_o \leq 41.6\text{kG}$
$^{182}_{74}\text{W}$	100	1.37ns	[2]	$\pm 0.520$ 22		70Be36	AAC	$\omega^2\tau_c=0.0506$ 41 $r^2/\text{ns}$	CEx with O, recoils in He gas
$^{182}_{74}\text{W}$	100	1.37ns	[2]	+0.38 10		71Se12	IPAC	$G_4\omega\tau=0.028$ 7r	powdered Ta metal(pile n, ); $H_o=15.9\text{kG}$
$^{182}_{74}\text{W}$	329	64ps	[4]	+0.64 <sup>p</sup> $\ddagger$ 28		67Bo32	IMPAC	$\omega\tau_{4+}=+32$ 13mr $\omega\tau_{2+}=+1.00$ 25r	CEx with O on $\text{WO}_3$ , recoils in Fe; used $g_{2+}=0.244$ to obtain $H_{\text{int}}=-430$ 100kG
$^{182}_{74}\text{W}$	329	64ps	[4]	+0.73 24		67Gi03	IMPAC	$\omega\tau=35$ 9mr	$\ddagger$ Assumed pure magnetic interaction CEx with O, recoils in Fe; assumed $H_{\text{int}}=460$ 45kG, $X=0.97$ 3, $G_{\text{ave}}=0.87$ 4
				+0.84 <sup>c</sup> 28		67Be45			Used conical magnetic field calculations to account for anomalous field on recoils

**Table J: Nuclear Moments by  
Perturbed Angular Correlation, Aligned Nuclei, and Specific Heat — Continued**

Nucleus	Level	$T_{1/2}$	$I$	$\mu$	$Q$	Refer.	Method	Measured Quantity	Environment & Comments
$^{182}_{74}\text{W}$	1289	1.04ns	[2]	+1.00 <sup>24</sup>		68Bh02	IPAC	$\omega\tau = -116.26\text{mr}$	$H_o = 32.5\text{kG}$
$^{182}_{74}\text{W}$	1289	1.04ns	[2]	$\pm 1.83^{\text{p}}$ <sup>24</sup>		72Se15	IPAC	$\omega\tau = 98.13\text{mr}$	Ta powder(n, ); $H_o = 15.9\text{kG}$
$^{182}_{74}\text{W}$	1374	2.25ns	[3]	$\pm 0.096^{\text{p}}$ <sup>12</sup>		72Se15	IPAC	$\omega\tau = 207.26\text{mr}$	Ta-Fe(n, ); $H_{\text{int}} = 598.13\text{kG}$
$^{183}_{74}\text{W}$	99	700ps	[5/2]	+0.55 <sup>28</sup>		67Gi03	IMPAC	$\omega\tau = 17.4.90\text{mr}$	CEx with O on W, recoils in Cu; $H_o = 16.6\text{kG}$ , $X = 0.97.3$ , $G_2 = 0.95.2$ , $G_4 = 0.97.2$
$^{184}_{74}\text{W}$	111	1.26ns	[2]	$\pm 0.63.8$		64Ko13	IPAC		$\text{KReO}_4 + \text{H}_2\text{O}$ ; $H_o = 49.8\text{kG}$ ; $G_2 = 0.90.20$ , $G_4 = 0.85.8$
				$\pm 0.557.34$			IPAC		W metal(d,p); $H_o = 49.8\text{kG}$ , $G_4 \geq 0.93.5$
$^{184}_{74}\text{W}$	111	1.26ns	[2]	+0.564 <sup>36</sup>		65Eb03	IPAD		CEx with $^1\text{H}$ on $^{184}\text{W}$ metal; $H_o \leq 41.6\text{kG}$ , $G_2 = 0.916.21$
$^{184}_{74}\text{W}$	111	1.26ns	[2]	+0.550 <sup>50</sup>		65Sc05	DPAD		CEx with $^1\text{H}$ on W metal
$^{184}_{74}\text{W}$	111	1.26ns	[2]	+0.62 <sup>a</sup> <sup>8</sup>		67Gi02	IMPAC		CEx with O, recoils in Cu; $X = 0.912.88$
$^{184}_{74}\text{W}$	111	1.26ns	[2]			71Ka33	AAC	$Q/Q^{182}(100) = 1.0.1$	CEx implantation into Gd single crystal
$^{184}_{74}\text{W}$	364	43.5ps	[4]	+1.20 <sup>36</sup>		67Gi03	IMPAC	$\omega\tau = 40.10\text{mr}$	CEx with O, recoils in Fe; assumed $H_{\text{int}} = 460.45\text{kG}$ ; $G_2 = 0.849.25$ , $G_4 = 0.900.18$
				+1.38 <sup>c</sup> <sup>40</sup>		67Be45			Used conical field calculations to account for anomalous magnetic field on recoils
$^{184}_{74}\text{W}$	364	43.5ps	[4]	+1.14 <sup>14</sup>		70Ge06	IPAC	$\omega\tau = -51.7.30\text{mr}$ $\omega\tau_{2+} = -1461.66\text{mr}$ $g/g_{2+} = 1.02.14$	W in Fe at 300°K; used $g_{2+} = 0.282.9$ and $T_{2+} = 1.26\text{ns}$ to get $H_{\text{int}} = -610.35\text{kG}$
$^{186}_{74}\text{W}$	123	1.01ns	[2]	+0.584 <sup>54</sup>		62Go17	IPAD		CEx with $^1\text{H}$ on $^{186}\text{W}$ metal; $H_o = 20.3.2\text{kG}$ ; $G_2 = 0.940.25$
$^{186}_{74}\text{W}$	123	1.01ns	[2]	+0.77 $\ddagger$ <sup>7</sup>		65Ch14 72Gr22	IPAD		Möss. scattering from W foil using $^{186}\text{Re}$ source at 15°K; $H_o = 22.5\text{kG}$ , assumed $\beta = 1, \omega_g = 0$
									$\ddagger$ Coherence effects ignored in analysis
$^{186}_{74}\text{W}$	123	1.01ns	[2]	+0.56 <sup>a</sup> <sup>12</sup>		65Eb03 63Kl02	IPAC	$g_{2+}^{182,184,186} = 0.276$	W metal
$^{186}_{74}\text{W}$	123	1.01ns	[2]	+0.70 <sup>7</sup>		67Gi02	IMPAC	$\omega\tau = 38.9.23\text{mr}$	CEx with O, recoils in Cu; $H_o = 16.6\text{kG}$ , $X = 0.94.6$ ; $G_2 = 0.900.27$ , $G_4 = 0.947.19$ , $G_{\text{ave}} = 0.929.10$
$^{186}_{74}\text{W}$	123	1.01ns	[2]	+0.702 <sup>60</sup>		67Ku07	DPAD		CEx with $^1\text{H}$ on polycrystalline W metal at room $T$ ; $H_o = 33\text{kG}$
$^{186}_{74}\text{W}$	123	1.01ns	[2]	$\pm 0.644.26$		70Be36	AAC	$\omega^2\tau_c = 0.0774.63$ or $0.0463.36r^2/\text{ns}$ $g/g^{182}(100) = 1.237.71$	CEx recoils in He or Ar gas
$^{186}_{74}\text{W}$	123	1.01ns	[2]			71Ka33	AAC	$Q/Q^{182}(100) = 1.2.2$	CEx implantation into Gd single crystal
$^{186}_{74}\text{W}$	399	25.4ps	[4]	+0.76 <sup>52</sup>		67Gi03	IPAD	$\omega\tau = 12.5.80\text{mr}$	CEx with O, recoils in Fe; assumed $H_{\text{int}} = 460.45\text{kG}$ ; $G_2 = 0.900.27$ , $G_4 = 0.947.19$
				+0.87 <sup>c</sup> <sup>60</sup>		67Be45			Used conical field calculations to account for anomalous magnetic field on recoils

**Table J: Nuclear Moments by Perturbed Angular Correlation, Aligned Nuclei, and Specific Heat – Continued**

Nucleus	Level	$T_{1/2}$	$I$	$\mu$	$Q$	Refer.	Method	Measured Quantity	Environment & Comments
$^{183}_{75}\text{Re}$	gs	70d	[5/2]	$\pm 2.88^p 12$		72Va26	GAP		Re-Fe; $H_{\text{int}} = -760$ 15kG
$^{183}_{75}\text{Re}$	gs	70d	[5/2]	$\pm 3.19 15$		73Kr01	GAP	$\Delta = \pm 35.5$ 15m°K	Re-Fe; $H_{\text{int}} = 760$ 15kG; used $^{54}\text{Mn}$ in Fe as thermometer
$^{183}_{75}\text{Re}$	496	7.89ns	[9/2]	$\pm 5.31 31$		68Ge08	DPAC	$\omega = 168$ 10Mr/s	Os electroplated on Cu foil, then melted; $H_o = 29.6$ 3kG
$^{184}_{75}\text{Re}$	gs	38d	[3]	$\pm 2.67^p 16$		72Va26	GAP		Re-Fe; $H_{\text{int}} = -760$ 15kG
$^{184}_{75}\text{Re}$	gs	38d	[3]	$\pm 2.48 12$		73Kr01	GAP	$\Delta = \pm 23$ 1m°K	Re-Fe; $H_{\text{int}} = 760$ 15kG; used $^{54}\text{Mn}$ in Fe as thermometer
$^{184}_{75}\text{Re}$	188	165d	[8]	$\pm 2.77^p 14$		72Va26	GAP		Re-Fe; $H_{\text{int}} = -760$ 15kG
$^{184}_{75}\text{Re}$	188	165d	[8]	$\pm 2.90 15$		73Kr01	GAP	$B_2 = 1.044$ 38 $B_4 = 0.311$ 64 $\Delta = \pm 10.1$ 5m°K	Re-Fe; $H_{\text{int}} = 760$ 15kG; used $^{54}\text{Mn}$ in Fe as thermometer
$^{187}_{75}\text{Re}$	206	560ns	[9/2]	$\pm 4.71^d 14$		63Ko19	DPAC		$\text{Li}_2\text{WO}_4 + \text{H}_2\text{O}$ ; $H_o = 1.72, 5.02$ kG ( $H_{\text{int}}$ uncertain ~10%, 65Ma27)
$^{187}_{75}\text{Re}$	206	560ns	[9/2]	+5.02 6		63Wa16	DPAC	No appreciable attenuation, $\Delta\nu_Q < 18$ MHz $\omega = 16.83$ 11Mr/s ‡	saturated $(\text{NH}_4)_2\text{WO}_4 + \text{H}_2\text{O}$ ; $H_o = 3.15$ 3kG ( $H_{\text{int}}$ uncertain ~10%, 65Ma27)
$^{187}_{75}\text{Re}$	206	560ns	[9/2]	+4.68 <sup>d</sup> 18		71Ni01	DPAC	‡Unit given as MHz $\omega = 15.31$ 53Mr/s	$(\text{NH}_4)_2\text{WO}_4$ in aqueous solution; $H_o = 3.10$ 3kG measured by proton resonance with Beckman-Hall probe
$^{186}_{76}\text{Os}$	137	840ps	[2]	+0.632 56		61Bo08	IPAC	$\omega\tau = 98$ 8mr	$\text{HReO}_4$ aqueous solution; $H_o = 53.50$ 15kG ( $H_{\text{int}}$ uncertain ~10%, 65Ma27)
$^{186}_{76}\text{Os}$	137	840ps	[2]	+0.50 13		61Le06	IPAC	$\omega\tau = 43$ 10mr	Re metal dissolved in $\text{HNO}_3$ ; $H_o = 29.2$ kG
$^{186}_{76}\text{Os}$	137	840ps	[2]	+0.64 ‡ 3		65Ch14 72Gr22	IPAD		Möss. scattering from $^{186}\text{Os}$ metal powder using $^{186}\text{Re}$ source at 15°K; $H_o = 22.5$ kG; assumed $\beta = 1$ , $\omega_F = 35.6$ Mr/s
$^{186}_{76}\text{Os}$	137	840ps	[2]	+0.548 38		67Gi02	IPAC	‡Coherence effects ignored in analysis $\omega\tau = 25.0$ 14mr	CEx with $^{16}\text{O}$ , recoils in Cu; $H_o = 16.6$ kG, $X = 0.963$ 37
$^{188}_{76}\text{Os}$	155	710ps	[2]	+0.59 7		61Ka09	IPAC	$\omega\tau = 42.3$ 34mr	powdered Re metal in dilute $\text{HNO}_3$ ; $H_o = 29.2$ kG ( $H_{\text{int}}$ uncertain ~10%, 65Ma27)
$^{188}_{76}\text{Os}$	155	710ps	[2]	+0.41 4		63Go05	IPAD	$\omega\tau = 20$ 1mr	CEx with $^1\text{H}$ on Os metal; $H_o = 19.8$ 2kG
$^{188}_{76}\text{Os}$	155	710ps	[2]	+0.46 6		64Sp02	IPAD		CEx with $^1\text{H}$ on $^{188}\text{Os}$ metal; $H_o = 41.07$ kG, $X_2 = 0.91$ 10, $G_2 = 0.894$ 20
$^{188}_{76}\text{Os}$	155	710ps	[2]			64Sp09	AAC	$\Delta\nu_Q = 278$ 32MHz $Q/Q_{2^+}^{19_0} = 1.11^{+28}_{-19}$	CEx with $^1\text{H}$ on Os powder
$^{188}_{76}\text{Os}$	155	710ps	[2]	+0.61 ‡ 5		65Ch14 72Gr22	IPAD		Möss. scattering from Os metal powder using $^{188}\text{Re}$ source at 15°K; $H_o = 22.5$ kG, assumed $\beta = 1$ , $\omega_F = 0.034$ 4
$^{188}_{76}\text{Os}$	155	710ps	[2]	+0.540 36		66Go06	IMPAC	‡Coherence effects ignored in analysis $\omega\tau = 21.9$ 12mr	CEx with O on $^{188}\text{Os}$ , recoils in Cu; $H_o \sim 17$ kG, $G_2 = 0.956$ , $G_4 = 0.917$
				+0.560 <sup>e</sup> 42		67Gi02		Recalculated using $X = 0.964$ 36, $H_o = 16.6$ kG	

**Table J: Nuclear Moments by  
Perturbed Angular Correlation, Aligned Nuclei, and Specific Heat – Continued**

Nucleus	Level	$T_{1/2}$	$I$	$\mu$	$Q$	Refer.	Method	Measured Quantity	Environment & Comments
$^{188}_{76}\text{Os}$	155	710ps	[2]	$\pm 0.570$ 24		70Be36	AAC	$\omega^2\tau_c = 0.078$ 6 or $0.046$ 4r <sup>2</sup> /ns	CEx recoils in He or Ar gas
$^{188}_{76}\text{Os}$	155	710ps	[2]	$\pm 0.512^{*p}$ 52		71Si33	IMPAC		CEx recoils in Fe; compared with $g^{188}(633)$ ; $H_{\text{int}} = 17.9\text{MG-ps}$
$^{188}_{76}\text{Os}$	633	5.6ps	[2]	+1.16 36		67Ke01	IPAC		Fe-Re(pile n.); $H_{\text{int}} = 1.4\text{MG}$ ; corrected for (1308 $\gamma$ )(633 $\gamma$ )
$^{188}_{76}\text{Os}$	633	5.6ps	[2]	+0.86 16		67Mu05	IPAC		Re in Fe; $H_{\text{int}} = 1.145$ 25MG
$^{190}_{76}\text{Os}$	187	350ps	[2]			64Sp09	AAC	$Q/Q^{192}(206) = 1.03$ 30	CEx with $^1\text{H}$ on Os powder
$^{190}_{76}\text{Os}$	187	350ps	[2]	+0.74 10		66Go06	IMPAC	$\omega\tau = 14.8$ 13mr	CEx with O on $^{190}\text{Os}$ , recoils in Cu; $H_o \sim 17\text{kG}$ ; $G_2 = 0.956$ , $G_4 = 0.917$
$^{190}_{76}\text{Os}$	187	350ps	[2]	+0.75 <sup>c</sup> 10 $\pm 0.662$ 32		67Gi02 70Be36	AAC	Recalculated using $X = 0.978$ 23, $H_o = 16.6\text{kG}$ $\omega^2\tau_c = 0.062$ 6r <sup>2</sup> /ns $g/g^{188}(155) = 1.162$ 76	CEx recoils in Ar gas
$^{190}_{76}\text{Os}$	187	350ps	[2]	+0.37 $\pm$ 4		70Le04	IPAC	$\omega\tau = 650$ 5mr	$^{190}\text{Ir-Os}$ in Fe; $H_{\text{int}} = -1.43\text{MG}$ ‡Value of $H_{\text{int}}$ may be uncertain, 71Ki13
$^{190}_{76}\text{Os}$	548	28ps	[4]	+0.88 $\pm$ 48		70Le04	IPAC	$\omega\tau = 60$ 14mr	$^{190}\text{Ir-Os}$ in Fe; $H_{\text{int}} = -1.43\text{MG}$ ‡Value of $H_{\text{int}}$ may be uncertain, 71Ki13
$^{192}_{76}\text{Os}$	206	280ps	[2]	+0.77 11		66Go06	IMPAC	$\omega\tau = 12.4$ 11mr	CEx with O on $^{192}\text{Os}$ , recoils in Cu; $H_o \sim 17\text{kG}$ ; $G_2 = 0.956$ , $G_4 = 0.917$
$^{192}_{76}\text{Os}$	206	280ps	[2]	+0.79 <sup>a</sup> 10		67Gi02 71Av06	AAC	Recalculated using $X = 0.979$ 21; $H_o = 16.6\text{kG}$ $Q/Q_2^{190} = 0.97\pm$ 15	CEx implantation into fused quartz
$^{192}_{76}\text{Os}$	206	280ps	[2]	+0.815 37		71Ki13	IPAC	$\omega\tau_{\text{ave}} = 223$ 5mr	‡Assumed only quadrupole interactions Ni-Ir(pile n.); $H_{\text{int}} = 282.3$ 10kG
$^{192}_{76}\text{Os}$	206	280ps	[2]	$\pm 0.754^{*p}$ 48		71Si32	IMPAC	$\omega\tau = 197$ 8mr	Great variation in $\omega\tau$ and $A_2$ in Fe-Ir samples casts doubt on earlier measurements in Fe hosts CEx with $^{16}\text{O}$ on Os metal on polarized Ni; used $H_{\text{int}} = 4.57$ 88MG-ps
$^{192}_{76}\text{Os}$	489	28ps	[2]	$\pm 0.66^p \approx$ 21		71Si25	IMPAC	$g/g^{192}(206) = 0.86^a$ 22 ‡Used $\mu(206) = 0.77$ 11	CEx on Os on Fe; $H_{\text{int}} = 17.9$ 51MG-ps
$^{191}_{77}\text{Ir}$	129	131ps	[5/2]	$\pm 3.00$ 58		68Da19	IPAD		Möss. scattered $\gamma$ 's from Ir; $H_o = 24.5\text{kG}$
$^{191}_{77}\text{Ir}$	129	131ps	[5/2]	+0.42 5		69Ow02	IPAC	$\omega\tau = 229$ 13mr	$^{191}\text{Pt}$ in Fe; $H_{\text{int}} = 1.510$ 52MG
$^{191}_{77}\text{Ir}$	129	131ps	[5/2]	$\pm 0.56$ 10		70Av02	AAC	$\omega^2\tau_c = 0.034$ 7r <sup>2</sup> /ns $g/g_{5/2}^{193} = 0.79$ 12	CEx on $\text{H}_2\text{IrCl}_6$ , recoils in Ar
$^{192}_{77}\text{Ir}$	171	4.9s	[11/2]	$\pm 6.3^b$ 15		64Ca11	GAP	$\mu H = 43$ 3a-ergs	$^{191}\text{Os}$ and $^{60}\text{Co}$ in Fe; $H_{\text{int}} = 135$ 30MG Observed 0.129 $\gamma$ ( $\theta, T$ )
$^{191}_{77}\text{Ir}$	171	4.9s	[11/2]	$\pm 6.03$ 36		71Es03	GAP-NMR	$\nu = 389.690\pm$ 13, 1174.85 $\pm$ 12MHz	0.08% $^{191}\text{Os-Ni}$ ; $H_{\text{int}} = -467$ 3kG 0.04% $^{191}\text{Os-Fe}$ ; $H_{\text{int}} = -1405$ 8 kG
$^{192}_{77}\text{Ir}$	gs	74d	(4)	$\pm 1.8^{*6}$ 5		63Ko21	GAP SpHt	‡Extrapolated to $H_o = 0$ $\mu H = 12^{*2}$ 1 a-ergs	Fe-Ir alloys
$^{192}_{77}\text{Ir}$	gs	74d	(4)	$\pm 1.8$ 2		64Ca15	GAP	$\mu H = 13.5$ 3a-ergs $\mu H(^{191,193}\text{Ir}) = 1.14$ 9a-ergs	Ir in Fe; $^{60}\text{Co}$ in Fe used to measure $T \sim 0.1$ to $0.012^\circ\text{K}$ ; used $\mu^{191,193} = 0.15$ 1

Table J: Nuclear Moments by Perturbed Angular Correlation, Aligned Nuclei, and Specific Heat - Continued

Nucleus	Level	$T_{1/2}$	$I$	$\mu$	$Q$	Refer.	Method	Measured Quantity	Environment & Comments
$^{192}_{77}\text{Ir}$	gs	74d	(4)	$\pm 1.41\ 8$		69Re06		$\mu H = 10.8\ 3a\text{-ergs}$	$^{192}\text{Ir}$ in Fe; $^{60}\text{Co} + ^{192}\text{Ir}$ in Fe; $T \sim 0.013^\circ\text{K}$ ; assumed $H_{\text{eff}} = -1.52\ 3\text{MG}$
$^{192}_{77}\text{Ir}$	gs	74d	(4)	positive		70Hi12	BAP GAP	$\mu H = 13a\text{-ergs}$	$^{192}\text{Ir}$ in Fe; $H_{\text{eff}}$ negative
$^{192}_{77}\text{Ir}$	gs	74d	(4)	$\pm 1.901^d\ 11$		71Es03	GAP- NMR	$\nu = 167.661 \pm 35$ , $504.192 \pm 50\text{MHz}$	0.03% $^{192}\text{Ir-Ni}$ ; $H_{\text{int}} = -467\ 3\text{kG}$ $^{192}\text{Ir-Fe}$ ; $H_{\text{int}} = -1405\ 8\text{kG}$
$^{193}_{77}\text{Ir}$	139	90ps	[5/2]	+0.46 8		67Gu10	IPAC	$\omega\tau = 6.0\ 7\text{mr}$	$^{193}\text{OsO}_4$ dissolved in aqua regia and $\text{H}_2\text{O}$ ; $H_0 = 52.0\ 5\text{kG}$
$^{193}_{77}\text{Ir}$	139	90ps	[5/2]	$\pm 0.71\ 12$		70Av02	AAC	$\omega^2\tau_c = 0.055\ 10r^2/\text{ns}$	CEx recoils in Ar gas
$^{194}_{77}\text{Ir}$	gs	17h	(1)	$\pm 0.37\ 4$		69Re06	GAP	$\mu H = 2.8\ 3a\text{-ergs}$	1% Ir in Fe; $H_{\text{int}} = -1.52\ 3\text{MG}$ ; assumed no hyperfine anomaly
$^{192}_{78}\text{Pt}$	316	35ps	[2]	+0.51 8		66Ag02	IPAC	$\omega\tau = 80\ 5\text{mr}$	dilute Ir-Fe; $H_{\text{int}} = 1.32\ 8\text{MG}$
$^{192}_{78}\text{Pt}$	316	35ps	[2]	$\pm 0.60\ 6$		69Ke11	IPAC	$\omega\tau = 88\ 5\text{mr}$	1% Ir in Fe; $H_{\text{int}} = 1.25\ 3\text{MG}$ ; $G_2 = 0.94$ , $G_4 = 0.80$
$^{192}_{78}\text{Pt}$	316	35ps	[2]	+0.584 44		70Be08	IPAC	$\omega\tau = 87.5\ 24\text{mr}$	Ir-Fe; $H_{\text{int}} = -1.235\ 20\text{MG}$
$^{192}_{78}\text{Pt}$	316	35ps	[2]	+0.54 4		70Gr25	IPAC	$\omega\tau = 80\ 2\text{mr}$	Pt implanted in Ir-Fe; $H_{\text{int}} = -1.24\ 3\text{MG}$
$^{192}_{78}\text{Pt}$	316	35ps	[2]	+0.56 6		70Le04	IPAC	$\omega\tau = 88\ 6\text{mr}$	Ir melted into Fe; $H_{\text{int}} = -1.235\ \text{MG}$
$^{192}_{78}\text{Pt}$	316	35ps	[2]	+0.92 11		71Ki13	IPAC	$\omega\tau = 36\ 4\text{mr}$	(Ni-Ir)(pile n, ); $H_{\text{int}} = 323\ 10\text{kG}$
									Fe-Ir alloys not suitable for PAC
$^{192}_{78}\text{Pt}$	316	34.6ps	[2]	+0.550 <sup>cp</sup> 32		72Ro30	IPAC		
$^{192}_{78}\text{Pt}$	612	20ps	[2]	$\pm 0.86 \pm 21$		69Ke11	IPAC	$\omega\tau = 47 \pm 11\ \text{mr}$	1% Ir in Fe; $H_{\text{int}} = 1.25\ 3\text{MG}$ ‡From $\omega\tau$ -ratio and $\mu(316) = +0.92$ †Corrected for (604 $\gamma$ )(316 $\gamma$ )
$^{192}_{78}\text{Pt}$	612	20ps	[2]	+0.98 $\pm$ 17		70Be08	IPAC	$\omega\tau = 53\ 9\text{mr}$	Ir-Fe; $H_{\text{int}} = 1.235\ 20\text{MG}$ ‡From $\omega\tau$ -ratio and $\mu(316) = +0.92$
$^{192}_{78}\text{Pt}$	612	20ps	[2]	+1.13 $\pm$ $^{+20}_{-12}$		70Gr25	IPAC	$\omega\tau = 56 \pm^{+10}_{-6}\ \text{mr}$	Pt implanted in Ir-Fe; $H_0 \sim 2\text{kG}$ $H_{\text{int}} = -1.24\ 3\text{MG}$ ‡From $\omega\tau$ -ratio and $\mu(316) = +0.92$ †Corrected for (604 $\gamma$ )(316 $\gamma$ )
$^{192}_{78}\text{Pt}$	612	20ps	[2]	+0.99 $\pm$ 20		70Le04	IPAC	$\omega\tau = 54\ 11\ \text{mr}$	$^{192}\text{Ir}$ in Fe, melted; $H_{\text{int}} = -1.235\ \text{MG}$ ‡From $\omega\tau$ -ratio and $\mu(316) = 0.92$
$^{192}_{78}\text{Pt}$	612	20ps	[2]	+0.62 <sup>cp</sup> 9 +1.04 $\pm$ 10		72Ro30	IPAC		‡From $\omega\tau$ -ratio and $\mu(316) = +0.92$
$^{192}_{78}\text{Pt}$	785	12ps	[4]	$\pm 0.86 \pm 60$		69Ke11	IPAC	$\omega\tau = 14\ 10\ \text{mr}$	1% Ir in Fe; $H_{\text{int}} = 1.25\ 3\text{MG}$ ‡From $\omega\tau$ -ratio and $\mu(316) = +0.92$
$^{194}_{78}\text{Pt}$	328	35ps	[2]	$\pm 0.54\ 8$ $\pm 0.61 \pm 9$		65Ke11	IPAC	$\omega\tau = 91.6 \pm 67\ \text{mr}$	Ir-Fe; $H_{\text{int}} = 1.42\ 11\ \text{MG}$ ‡For $H_{\text{int}} = 1.25\ \text{MG}$ †Corrected for other cascades
$^{194}_{78}\text{Pt}$	328	35ps	[2]	+0.79 $^{+36}_{-24}$		65Sp03	IPAC	$\omega\tau = 3.92\ \text{mr}$	CEx with $^1\text{H}$ on $^{194}\text{Pt}$ metal; $H_0 = 41.6\ \text{kG}$
$^{194}_{78}\text{Pt}$	328	35ps	[2]	+0.62 8 +0.66 $\pm$ 9		66Ag02	IPAC	$\omega\tau = 99 \pm 9\ \text{mr}$	Dilute Pt-Fe; $H_{\text{int}} = 1.32\ 8\text{MG}$ ‡For $H_{\text{int}} = 1.25\ \text{MG}$ †Corrected for other cascades
$^{194}_{78}\text{Pt}$	328	35ps	[2]	+0.64 8  +0.54 $^c$ $\pm$ 12		67Ka16  69Ku06	IMPAC	$\omega\tau = 70\ 5\ \text{mr}$ , corrected for $^{196}\text{Pt}$ $\gamma$ 's  ‡Used data on $\omega\tau$ and $\tau$ to correct for transient fields. Used $H\tau_c = 17.7\ 34\ \text{MG-ps}$ and $H_{\text{int}} = -1.21\ 5\ \text{MG}$	CEx with O, $^{194}\text{Pt}$ recoils in polarized Fe; $H_{\text{int}} = -890\ 70\ \text{kG}$

**Table J: Nuclear Moments by  
Perturbed Angular Correlation, Aligned Nuclei, and Specific Heat – Continued**

Nucleus	Level	$T_{1/2}$	$I$	$\mu$	$Q$	Refer.	Method	Measured Quantity	Environment & Comments
$^{194}_{78}\text{Pt}$	328	35ps	[2]	$\pm 0.57^8$ $\pm 0.59^{\ddagger} 6$		70Ke14	IPAC	$\omega\tau=87^4 4\text{mr}$ $\omega\tau=89^{\ddagger} 3\text{mr}$	Ir-Fe; $H_{\text{int}}=1.25^5 \text{MG}$
$^{194}_{78}\text{Pt}$	328	35ps	[2]			70Ke18	IMPAC	$\omega\tau=77^5 5\text{mr}$	‡Weighted average of 70Ke14, 66Ag02, 65Ke11 CEx with 2.5MeV $^1\text{H}$ If transient fields responsible for precession, $H_{\text{eff}} \sim +11.6^4 3\text{MG-ps}$
$^{194}_{78}\text{Pt}$	328	35ps	[2]	$+0.596^{\text{cp}} 36$		72Ro30	IPAC		
$^{194}_{78}\text{Pt}$	622	44ps	[2]	$\pm 0.36^{10}$ $\pm 0.41^{\ddagger} 11$		65Ke11	IPAC	$\omega\tau=78^3 13\text{mr}$	Ir-Fe; $H_{\text{int}}=1.42^{11} \text{MG}$ ‡For $H_{\text{int}}=1.25\text{MG}$
$^{194}_{78}\text{Pt}$	622	44ps	[2]	$+0.42^{14}$ $+0.44^{\ddagger} 14$		66Ag02	IPAC	$\omega\tau=83^2 20\text{mr}$	Dilute Pt-Fe; $H_{\text{int}}=1.32^8 \text{MG}$ ‡For $H_{\text{int}}=1.25\text{MG}$
$^{194}_{78}\text{Pt}$	622	44ps	[2]	$\pm 0.48^{12}$ $\pm 0.44^{\ddagger} 8$		70Ke14	IPAC	$\omega\tau=91^1 15\text{mr}$ $\omega\tau=84^{\ddagger} 9\text{mr}$	annealed Ir-Fe; $H_{\text{int}}=1.25^5 \text{MG}$ ‡Weighted average (70Ke14, 66Ag02, 65Ke11) ‡Remeasured
$^{194}_{78}\text{Pt}$	622	35ps	[2]	$+0.56^{\text{cp}} 9$		72Ro30	IPAC		
$^{195}_{78}\text{Pt}$	210	67ps	[3/2]	$+0.24^9$		69Ku06	IMPAC	$\omega\tau=80^2 24\text{mr}$	CEx with $^{16}\text{O}$ ; $^{195}\text{Pt}$ recoils in Fe; $H_0=1.4\text{kG}$ ; assumed $H_{\text{int}}=-1.21^5 \text{MG}$ and $H_{\text{eff}}=17.7^4 34\text{MG-ps}$
$^{195}_{78}\text{Pt}$	210	67ps	[3/2]	$+0.33^9$		69Va05	IPAC	$\omega\tau=108^2 25\text{mr}$	CEx with $^1\text{H}$ on Fe-Pt; $H_{\text{int}}=980^8 80\text{kG}$ measured with $^{194}\text{Pt}$ assumed $g^{194}(328)=+0.32^4$
$^{195}_{78}\text{Pt}$	240	230ps	[5/2]	$+0.18^5$		69Ku06	IMPAC	$\omega\tau=135^2 27\text{mr}$ or $\omega\tau=124^4 48\text{mr}$	CEx with $^{16}\text{O}$ , recoils in Fe; observed ( $^{16}\text{O}$ )(240 $\gamma$ ) or ( $^{16}\text{O}$ )(140 $\gamma$ ); assumed $H_{\text{int}}=-1.21^5 \text{MG}$ and $H_{\text{eff}}=17.7^4 34\text{MG-ps}$
$^{195}_{78}\text{Pt}$	240	230ps	[5/2]	$+0.26^6$		69Va05	IPAC	$\omega\tau=160^2 22\text{mr}$	CEx with $^1\text{H}$ on Fe-Pt; assumed no transient fields; $H_{\text{int}}=980^8 80\text{kG}$ measured with $^{194}\text{Pt}$ , assumed $g^{194}(328)=+0.32^4$
$^{195}_{78}\text{Pt}$	259	4.1d	[13/2]	$\pm 0.597^{\ddagger} 15$		72Ba22	GAP-NMR	$\nu=89.5^5 \text{MHz}$	Pt- $^{60}\text{Co}$ -Fe; $H_{\text{int}}=-1280^6 26\text{kG}$ ‡Uncorrected for hyperfine anomaly
$^{196}_{78}\text{Pt}$	356	35ps	[2]	$+0.50^8$		67Ka16	IMPAC	$\omega\tau_{\text{ave}}=55^{\ddagger} 3\text{mr}$	CEx with O, $^{196}\text{Pt}$ recoils in polarized Fe; $H_{\text{int}}=-890^7 70\text{kG}$ ‡Corrected for $^{194}\text{Pt}$ $\gamma$ 's
$^{196}_{78}\text{Pt}$	356	35ps	[2]	$+0.54^7$		68Be61	IPAC	$\omega\tau=4.97^4 40^{\circ}$ $\omega\tau=4.74^4 44^{\circ}$ $\omega\tau_{\text{ave}}=85.0^5 52\text{mr}$	Au in Fe-Pt; $H_{\text{int}}=-1.235^5 \text{MG}$ Au implanted in Fe foils
$^{196}_{78}\text{Pt}$	356	35ps	[2]	$+0.56^7$		68Mu02	IPAC	$\omega\tau=81.8^4 47\text{mr}$	Au diffused into Fe; $H_{\text{int}}=1.25^3 \text{MG}$
$^{196}_{78}\text{Pt}$	356	35ps	[2]	$+0.52^{\text{c}} 22$		69Ku06	IMPAC		‡Used data on $\omega\tau$ and $\tau$ to correct for transient fields; used $H_{\text{eff}}=17.7^4 34\text{MG-ps}$ and $H_{\text{int}}=-1.21^5 \text{MG}$
$^{196}_{78}\text{Pt}$	356	35ps	[2]	$+0.556^{\text{cp}} 35$		72Ro30	IPAC		
$^{198}_{78}\text{Pt}$	408	19ps	[2]	$+0.52^8$		67Ka16	IMPAC	$\omega\tau_{\text{ave}}=30.5^2 20\text{mr}$	CEx with O, $^{198}\text{Pt}$ recoils in polarized Fe; $H_{\text{int}}=-890^7 70\text{kG}$
$^{195}_{79}\text{Au}$	gs	192d	(3/2)	$\pm 0.13^4$		65Ca12	GAP		Au+ $^{60}\text{Co}$ in Fe; $H_{\text{int}}=1.32^5 \text{MG}$ based on $\mu^{198}=0.590$ and $\mu^{199}=0.270$
$^{196}_{79}\text{Au}$	596	9.7h	(12)	$\pm 5.35^{\text{d}} 20$		71Ba94 72Ba86	GAP	$ \mu H _{\text{ave}}=30.6^{12}$ or $6.4^4 \text{a-erg}$	$^{196}\text{Au}+^{60}\text{Co}$ in Fe or Ni; $H_0 \sim 4\text{kG}$ ‡Includes hyperfine anomaly correction

Table J: Nuclear Moments by Perturbed Angular Correlation, Aligned Nuclei, and Specific Heat – Continued

Nucleus	Level	$T_{1/2}$	$I$	$\mu$	$Q$	Refer.	Method	Measured Quantity	Environment & Comments
$^{198}_{79}\text{Au}$	367	123ns	[3]	$\pm 3.60^p 24$		70K113	DPAC		
$^{198}_{79}\text{Au}$	?	49h	[12?]	$\pm 5.55^{dp} 34$		72Ba86	GAO		2.5% hyperfine anomaly included
$^{200}_{79}\text{Au}$	?	18.7h	[12]	$\pm 6.10^{dp} 10$		72Ba86	GAO-NMR		2.5% hyperfine anomaly included
$^{183}_{80}\text{Hg}$	gs	8.8s	1/2	$+0.518^d 9$		72Bo09	BAO-NMR		on-line mass separator
$^{185}_{80}\text{Hg}$	gs	50s	1/2	$+0.504^d 4$		72Bo09	BAO-OP		on-line mass separator
$^{187}_{80}\text{Hg}$	gs	2.4m	3/2	$-0.586^{dp} 6$	$-0.3^p 11$	72Ot03 71Bo31	BAO-OP		on-line mass separator
$^{197}_{80}\text{Hg}$	134	7.3ns	[5/2]	$+0.950 65$		70Ge01	DPAC		Cu-Hg amalgam; $H_o=29.5$ 3kG, 33.2 2kG
$^{198}_{80}\text{Hg}$	412	22.0ps	[2]	$+0.76 22$		64Ke02	IPAC	$\omega\tau=81$ 16mr	Fe-Au; $H_{in}=1.42$ MG
$^{198}_{80}\text{Hg}$	412	22.0ps	[2]	$+1.10^p 22$		64Ko15	IPAC		$^{198}\text{Au}$ -metal; $H_o=57.15$ kG
$^{198}_{80}\text{Hg}$	412	22.0ps	[2]			70Ka09	IMPAC	$\Delta\theta=24.5$ 22mr	CEx with O on $^{198}\text{Hg}$ , recoils in polarized Fe; $H_o=1.4$ kG; $H\tau=5.9$ 23MG, used $\omega\tau=40$ 4 mr of Murray to get transient fields
$^{199}_{80}\text{Hg}$	158	2.32ns	[5/2]		$+0.7^{+4}_{-2}$	56Po14	AAC	$eqQ=1100^{+650}_{-230}$ MHz or $593^{+150}_{-100}$ MHz	Compared anisotropy in liquid metal with powdered $\text{HgCl}_2$ or frozen metal; used $Q^{201}=0.45$ and $eqQ^{201}(\text{HgCl}_2)=720$ MHz, $eqQ^{201}(\text{liquid metal})=708$ MHz
$^{199}_{80}\text{Hg}$	158	2.32ns	[5/2]	$+1.03^d 8$		61Gr29	PAC		$\text{Au}(\alpha, 2n)$ ; $H_o=26000$ 75G
$^{199}_{80}\text{Hg}$	533	44m	13/2		$+2.0^p 13$	72Ot03	GAO-OP		on-line mass separator
$^{200}_{80}\text{Hg}$	368	42ps	[2]	$+0.86 22$		70Ka09	IMPAC	$\Delta\theta=47.8$ 24mr $g/g_{2+}^{198}=0.79$ 12	CEx with O on $^{200}\text{Hg}$ , recoils in polarized Fe(See $^{198}\text{Hg}$ -70Ka09); used $g_{2+}^{198}=0.55$ 11
$^{202}_{80}\text{Hg}$	439	26 $\mu$ s	[2]	$+1.18 30$		70Ka09	IMPAC	$\Delta\theta=33$ 3mr $g/g_{2+}^{198}=1.07$ 17	CEx with O on $^{202}\text{Hg}$ , recoils in polarized Fe(See $^{198}\text{Hg}$ -70Ka09); used $g_{2+}^{198}=0.55$ 11
$^{204}_{80}\text{Hg}$	437	46ps	[2]	$+0.80 20$		70Ka09	IMPAC	$\Delta\theta=50$ 3mr $g/g_{2+}^{198}=0.73$ 12	CEx with O on $^{204}\text{Hg}$ , recoils in polarized Fe(See $^{198}\text{Hg}$ -70Ka09); used $g_{2+}^{198}=0.55$ 11
$^{205}_{80}\text{Hg}$	gs	5.5m	1/2	$+0.5911^p 5$		72Ot03	BAO-OP		on-line mass separator
$^{202}_{81}\text{Tl}$	950	560 $\mu$ s	[7]	$\pm 0.896^p 42$		72Ha67	DPAD	$\omega=48.6$ 10kr/s	liquid Hg(pulsed p, ); maximum $H_o=80$ 3G
$^{203}_{81}\text{Tl}$	279	280ps	[3/2]	$+0.16 5$		65Ka02	IPAC	$\omega\tau=10.7$ 27mr	$\text{PbCl}_2$ in 6N HCl; $H_o=50.6$ kG
$^{204}_{82}\text{Pb}$	1274	260ns	[4]	$+0.22 2$		55Kr06	CDPAC		Tl in $\text{HNO}_3$ ; $T_{\text{delay}}=352$ ns, Tl in $\text{H}_2\text{SO}_4$ ; $T_{\text{delay}}=237$ ns
$^{204}_{82}\text{Pb}$	1274	260ns	[4]	$+0.226 8$		63Sa19	DPAC	$\nu=8.609$ MHz	Bi in $\text{HNO}_3$ ; $H_o=31.81$ kG
$^{204}_{82}\text{Pb}$	1274	260ns	[4]	$+0.220 12$		67Li12	DPAC	$\nu=9.27$ 5MHz	liquid sources; $H_o=35.2$ kG, $G_2=0.978$ 33
$^{204}_{82}\text{Pb}$	1274	260ns	[4]		$\sim \pm 0.3$	71Bo65 (67Li12)	AAC	$\nu_o=2.23$ MHz	Pb in polycrystalline Tl; assumed $\gamma_\infty(\text{Pb}^{4+})\sim -50.88$
$^{205}_{82}\text{Pb}$	1014	5.55ns	[13/2]	$-0.975 40$		71Ma59	DPAD		liquid $^{204}\text{Hg}$ (pulsed $\alpha$ , 3n); diamagnetic correction $\approx$ -Knight shift ( $\sim 1.7\%$ )

Table J: Nuclear Moments by  
Perturbed Angular Correlation, Aligned Nuclei, and Specific Heat — Continued

Nucleus	Level	$T_{1/2}$	$I$	$\mu$	$Q$	Refer.	Method	Measured Quantity	Environment & Comments
$^{206}_{82}\text{Pb}$	803	6ps	[2]	-0.02 14		70Za03	IPAC	$\omega\tau=+0.4$ 23mr	Pb in Fe; $H_{\text{int}}=660$ 45kG
$^{206}_{82}\text{Pb}$	2200	123 $\mu\text{s}$	[7]	-0.57 <sup>P</sup> ‡ 5 or -0.35 <sup>P</sup> ‡		69Qu04	AAC	‡If $\tau_{\text{relax}} < \tau$ or $> 200\mu\text{s}$	
$^{206}_{82}\text{Pb}$	2200	123 $\mu\text{s}$	[7]	-0.1519 28		72Ma24	DPAD Strob		liquid $^{204}\text{Hg}$ (pulsed $\alpha$ , 2n); diamagnetic correction $\approx$ -Knight shift ( $\sim 1.7\%$ )
$^{206}_{82}\text{Pb}$	2385	29ps	[6]	+0.78 42		70Za03	IPAC	$\omega\tau=-16.7$ 90mr	Pb in Fe; $H_{\text{int}}=660$ 45kG
$^{206}_{82}\text{Pb}$	4027	200ns	[12]	-1.860 <sup>P</sup> 48		72Na16	DPAD		liquid Hg(pulsed $\alpha$ , )
$^{207}_{82}\text{Pb}$	570	129ps	[5/2]	+0.72 10		64Cu03	IPAC	$\omega\tau=+13.0$ 13mr	liquid $\text{BiCl}_3$ ; $H_o=50.6$ kG
$^{207}_{82}\text{Pb}$	570	129ps	[5/2]	+0.96 22		65He10	IPAC	$\omega\tau=3.4$ 21mr	liquid source; $H_o=10$ kG
$^{207}_{82}\text{Pb}$	570	129ps	[5/2]	+0.65 5		66Ko16	IPAC	$\omega\tau=12.9$ 9mr	liquid $^{207}\text{BiCl}_3$ in HCl; $H_o=55.2$ kG
$^{207}_{82}\text{Pb}$	570	129ps	[5/2]	$\pm 0.79^P$ 3		72Sc36	IPAC	$\omega\tau=26.6$ 9mr	$H_o=94.4$ 5kG
$^{208}_{82}\text{Pb}$	2615	15ps	[3]	+1.74 42		69Bo12	IPAC	$\omega\tau=1.80$ 45mr	$^{228}\text{Th}$ in HCl; $H_o\sim 30.5$ kG
$^{208}_{82}\text{Pb}$	2615	15ps	[3]	$\pm 1.89^P$ 29		72Sc36	IPAC	$\omega\tau=5.97$ 79mr	$H_o=94.4$ 5kG
$^{208}_{82}\text{Pb}$	3198	298ps	[5]	+0.105 35		69Bo01	IPAC	$\omega\tau(2615)/\omega\tau(3198)$ $=1.36$ 21	$^{228}\text{Th}$ in Fe, Co; used $g(2615)=+0.58$ 14
$^{207}_{83}\text{Bi}$	2102	182 $\mu\text{s}$	[21/2]	+3.41 6		72Ma24	DPAD Strob		liquid Hg( $^7\text{Li}$ , 4n); diamag- netic correction $\sim$ -Knight shift ( $\sim 1.7\%$ )
$^{210}_{83}\text{Bi}$	gs	5.0d	(1)	negative <sup>P</sup>	posi- tive <sup>P</sup>	72Na17	BAP	observed positive asymmetry	ferromagnetic BiMn; $H_{\text{int}}\sim 1\text{MG}$ ; used $\mu/Q < 0$ from atomic beams
$^{211}_{83}\text{Bi}$	405	318ps	[7/2]	+4.41 67		65Ag03	IPAC		liquid sources $^{211}\text{Pb}$ or $^{223}\text{Ra} + ^{211}\text{Pb}$ ; $H_o=18.3$ kG
$^{204}_{84}\text{Po}$	$\sim 1700$	190ns‡	[8]	$\pm 8.32^P$ 64		72Br42	DPAD	‡quoted value	$^{204}\text{Pb}$ foil (pulsed $\alpha$ , )
$^{204}_{84}\text{Po}$	$\sim 1700$	140ns‡	[8]	$\pm 7.24^P$ 32		72Na18	Strob	‡quoted value	
$^{206}_{84}\text{Po}$	?	160ns‡	[8]	$\pm 7.60^P$ 32		72Br42	DPAD	‡quoted value	$^{204}\text{Pb}$ foil (pulsed $\alpha$ , ); $H_o=15.9$ kG
$^{206}_{84}\text{Po}$	?	212ns‡	[8]	$\pm 7.24^P$ 32		72Na18	Strob	‡quoted value	$^{206}\text{Pb}$ (pulsed $^3\text{He}$ , )
$^{207}_{84}\text{Po}$	1115	47 $\mu\text{s}$	[13/2]	-0.930 <sup>dkp</sup> 13		72Fo19	DPAD		liquid $^{206}\text{Pb}$ (pulsed $\alpha$ , )
$^{208}_{84}\text{Po}$	$> 1520$	380ns	[8]	$\pm 7.22$ 5 $\pm 7.48$ 40		70Na11	Strob DPAD	$H_o=11.62$ 8kG $\omega=63.2$ 34Mr/s‡	$^{206}\text{Pb}(\alpha, 2n)$ ; $T_o=123.43$ ns $^{208}\text{Pb}(\alpha, 2n)$ ; $H_o=13.9$ kG; assumed Knight shift $\sim 1.47\%$
$^{208}_{84}\text{Po}$	1532	380ns	[8]	$\pm 7.29^P$ 8		72Na18	Strob	‡Unit given as MHz	$^{208}\text{Pb}$ (pulsed $^3\text{He}$ , )
$^{209}_{84}\text{Po}$	$> 1327$	$\sim 100$ ns	[17/2?]	+7.48 43 +7.37 <sup>c</sup> 43		68Ya08 70Na11	DPAD	$\omega=11.6$ 7Mr/s‡	metallic Pb(pulsed $\alpha$ , xn); $H_o$ $=2.760$ kG; recalculation in- cludes Knight shift $\sim 1.4\%$
$^{209}_{84}\text{Po}$	?	100ns	[17/2]	$\pm 7.62^P$ 13		72Na18	Strob	‡Unit given as MHz	$^{207}\text{Pb}$ (pulsed $\alpha$ , )
$^{210}_{84}\text{Po}$	1472	38ns	[6]	$\pm 5.58^{\text{dkp}}$ 12		72Ba87	DPAD		$^{208}\text{Pb}$ (pulsed $\alpha$ , ); $H_o=13.76$ 7kG
$^{210}_{84}\text{Po}$	1552	110ns	[8]	+7.29 8		70Ya02	DPAD	$\omega=48.44$ 4Mr/s‡	metallic $^{208}\text{Pb}$ (pulsed $\alpha$ , 2n); $H_o=10.93$ kG; assumed Knight shift $\sim 1.47\%$
$^{210}_{84}\text{Po}$	1552	110ns	[8]	$\pm 7.27^{\text{dkp}}$ 12		72Ba87	DPAD	‡Unit given as MHz	$^{208}\text{Pb}$ (pulsed $\alpha$ , ); $H_o=13.76$ 7kG
$^{210}_{84}\text{Po}$	1552	110ns	[8]	$\pm 7.21^P$ 10		72Na18	Strob		$^{208}\text{Pb}$ (pulsed $\alpha$ , )
$^{210}_{84}\text{Po}$	2800	24ns	[11]	+11.99 18		70Ya06	DPAD	$\omega=101.0$ 15Mr/s‡	metallic $^{208}\text{Pb}$ (pulsed $\alpha$ , 2n); $H_o=19.05$ kG; assumed Knight shift $\sim 1.47\%$
								‡Unit given as MHz	



Table J: Nuclear Moments by Perturbed Angular Correlation, Aligned Nuclei, and Specific Heat – Continued

Nucleus	Level	$T_{1/2}$	$I$	$\mu$	$Q$	Refer.	Method	Measured Quantity	Environment & Comments
$^{210}_{84}\text{Po}$	4372	93ns	[13]	$\pm 7.10^p 16$		72Ya08	DPAD	$\omega=56.2 13\text{Mr/s}$	metallic $^{208}\text{Pb}$ (pulsed $\alpha$ , ); $H_o=21.03 10\text{kG}$
$^{211}_{84}\text{Po}$	1064	16ns	[15/2]	$\pm 0.38^p 15$		72Fa17	IPAD		$^{208}\text{Pb}$ (pulsed $\alpha$ , ); $H_o=16.6\text{kG}$
$^{211}_{85}\text{At}$	1416	50ns	[21/2]	$\pm 9.42^{dkp} 17$		72In03	DPAD		$^{209}\text{Bi}$ (pulsed $\alpha$ , ); $H_o=21.0\text{kG}$
$^{211}_{85}\text{At}$	4816	4.2 $\mu\text{s}$	[39/2, 41/2]	$\pm 14.0 14$ , $\pm 14.8 14$		71Ma70	DPAD		pulsed $^4\text{He}$ or $^{16}\text{O}$ on separated Hg, Tl, Pb, Bi
$^{212}_{86}\text{Rn}$	~1700	1.0 $\mu\text{s}$	[8]	$\pm 7.12 24$		71Ma70	DPAD		pulsed $^4\text{He}$ or $^{16}\text{O}$ on separated Hg, Tl, Pb, Bi
$^{222}_{86}\text{Rn}$	186	320ps	[2]	$+0.90 14$		70Or02	PAC	$\Delta\theta=-1.59^\ddagger$	$\alpha$ -decay recoils from Ra or RaCl <sub>2</sub> in Gd, Pb, U <sub>2</sub> O <sub>3</sub> ; $H_o=27.6 5\text{kG}$
									$\ddagger$ Corrected for beam deflection
$^{223}_{88}\text{Ra}$	50	630ps	[3/2]	$+0.42 6$		70Le13	PAC	$\omega\tau=34 3\text{mr}$	liquid $^{227}\text{Ac}$ in HNO <sub>3</sub> ; $H_o=28\text{kG}$
$^{233}_{92}\text{U}$	gs	162ky	(5/2)			58Da21	$\alpha\text{AO}$	Anisotropy negative; $P\sim\pm 0.03\text{cm}^{-1}$	UO <sub>2</sub> Rb(NO <sub>3</sub> ) <sub>3</sub>
$^{233}_{92}\text{U}$	gs	162ky	(5/2)			68Ma42	$\alpha\text{AO}$	$\alpha$ 's emitted perpendicular to alignment axis	UO <sub>2</sub> Rb(NO <sub>3</sub> ) <sub>3</sub>
$^{235}_{92}\text{U}$	gs	710My	(7/2)			58Da21	$\alpha\text{AO}$	Anisotropy negative	UO <sub>2</sub> Rb(NO <sub>3</sub> ) <sub>3</sub>
$^{237}_{93}\text{Np}$	gs	2.1My	(5/2)		positive	58Da21 61Ha34	$\alpha\text{AO}$	Anisotropy negative; $A<0, P>0$	NpO <sub>2</sub> Rb(NO <sub>3</sub> ) <sub>3</sub> crystal
$^{237}_{93}\text{Np}$	60	63ns	[5/2]	$+3.5\pm 5$		55Kr02	DPAC	$\alpha$ 's emitted parallel to nuclear spin	liquid source in 1N HClO <sub>4</sub>
$^{237}_{93}\text{Np}$	60	63ns	[5/2]	$\pm 2.45^p 10$		57Kr52	DPAC	$\ddagger$ Solutions may have been imperfect	
$^{237}_{93}\text{Np}$	60	63ns	[5/2]	$+1.90 15$		66He13	DPAC	$\omega=245.1 10\text{Mr/s}\ddagger$	concentrated $^{241}\text{AmCl}_3$ in HCl $H_o=41.1 4\text{kG}$ ; used $\beta(20^\circ\text{C})=1.28 4$ and $G_2=0.45$
								$\ddagger$ Unit given as MHz	
$^{237}_{93}\text{Np}$	60	63ns	[5/2]	$+1.90 15$		67Gu08	DPAC IPAC	$\omega=-76.5 35\text{Mr/s}$ $g^{239}(75)/g^{237}(60)=1.04 9$	AmO in 6N HCl; $H_o=12.5\text{kG}$ , $\beta=1.68 11$
$^{239}_{93}\text{Np}$	75	1.40ns	[5/2]	$+1.98 24$		67Gu08	IPAC	$\omega\tau=-238 17\text{mr}$ $G_2=0.935 10$	AmO in 6N HCl; $H_o=18.5\text{kG}$ , $\beta=1.68 11$
$^{253}_{99}\text{Es}$	gs	20.5d	[7/2]	$\pm 2.7 13$		70So09 62Na14	$\alpha\text{AO}$	$A_{ave}=0.26 3\text{cm}^{-1}$	Es <sup>3+</sup> in NES crystal; used $\langle r^{-3} \rangle_{SI}=10.92\text{au}$

\*Polarization or Sternheimer correction included.

<sup>a</sup> Half-life used by authors not known, therefore  $\mu$  not corrected to quoted half-life.

<sup>b</sup> Spin-value used by authors not known, therefore  $\mu$  not corrected to quoted spin.

<sup>c</sup> Recalculation of earlier data.

<sup>d</sup> Diamagnetic correction included.

<sup>k</sup> Includes Knight shift correction.

<sup>p</sup> Preliminary value from meeting abstract, report, thesis, or private communication.

**Table K: Nuclear Moments  
by Coulomb Excitation Reorientation  
and Inelastic Electron-Scattering**


The following table lists values of nuclear moments derived from Coulomb excitation reorientation measurements and inelastic electron-scattering experiments. The possibility of determining nuclear electric quadrupole moments by the reorientation effect in Coulomb excitation was first proposed by Breit, [55Br64] and [56Br69]. He explained the effect as an interaction of the excited-state quadrupole moment with the electromagnetic field of the projectile after the nucleus is Coulomb-excited by the projectile. The name is derived from considering the effect as a second-order perturbation process where the E2 multipole interaction first causes a transition from the ground state to an excited state of the nucleus and then causes a transition from one magnetic sub-level to another of the same state, i.e. a reorientation of the nuclear axis. This is pictorially represented in figure 1. The second order excitation probability then depends on the static quadrupole moment of the excited state.

In Coulomb excitation the projectile does not penetrate the nucleus and the interactions with the nucleus are reasonably well understood. The major assumptions made in a semi-classical treatment are that 1) the projectile orbit can be treated classically and 2) that perturbation theory can be applied. For the first assumption to apply, the energy of the projectile must be low enough so that it can be described by a 'wave-packet' which is small with respect to nuclear dimensions. If the dimensionless parameter,  $\eta$ , is defined by:

$$\eta = 2\pi a/\lambda = 2\pi Z_1 Z_2 e^2/hv_\infty \quad (1)$$

where  $a$  is 1/2 the distance of closest approach in a head-on collision;  $\lambda = h/mv_\infty$ , the deBroglie wavelength of the projectile;  $v_\infty$ , the velocity of the projectile at infinity; and  $Z_1$  and  $Z_2$  are the projectile and target charges respectively, then this condition is fulfilled when  $\eta \gg 1$ . For the energies used in Coulomb excitation, where  $2a$  is greater than the nuclear radius, this condition is usually satisfied. A

FIGURE 1. A pictorial representation of the reorientation effect. The E2 multipole interaction first causes a transition to an excited state and then a transition from one sub-level to another of the excited state.



further requirement that the projectile may be treated as a classical particle moving in a hyperbolic orbit is that the energy loss in the excitation process be small compared to the incident energy. If we define an adiabaticity parameter:

$$\xi = 2\pi a\Delta E/hv_\infty \cong \tau_{\text{collision}}/\tau_{\text{nuclear}} \quad (2)$$

where  $\Delta E$  is the excitation energy between the initial and final states, then for  $\xi \ll 1$ , the excitation process can be treated as a sudden one and this condition obtains. For a classical particle,  $\xi = 0$ . For  $\xi \gg 1$ , the process is adiabatic and the excitation probabilities vanish. The second assumption requires that the first-order excitation probabilities be small.

For a classical projectile, the angular distribution of the elastically scattered particle is given by the Rutherford cross section:

$$d\sigma_R = (a^2/4) \sin^{-4}(\theta/2) d\Omega \quad (3)$$

where  $\theta$  is the scattering angle; see figure 2. To obtain the cross section for Coulomb excitation of the nucleus, the Rutherford cross section is multiplied by the probability of exciting the nucleus to the final state. If the excitation probabilities are small, the first-order transition amplitudes can be calculated from:

$$b_{if}^{(1)} = (2\pi i/h) \int_{-\infty}^{\infty} \langle f|H_{\text{int}}|i\rangle \exp[(2\pi i/h)(E_f - E_i)t] dt \quad (4)$$

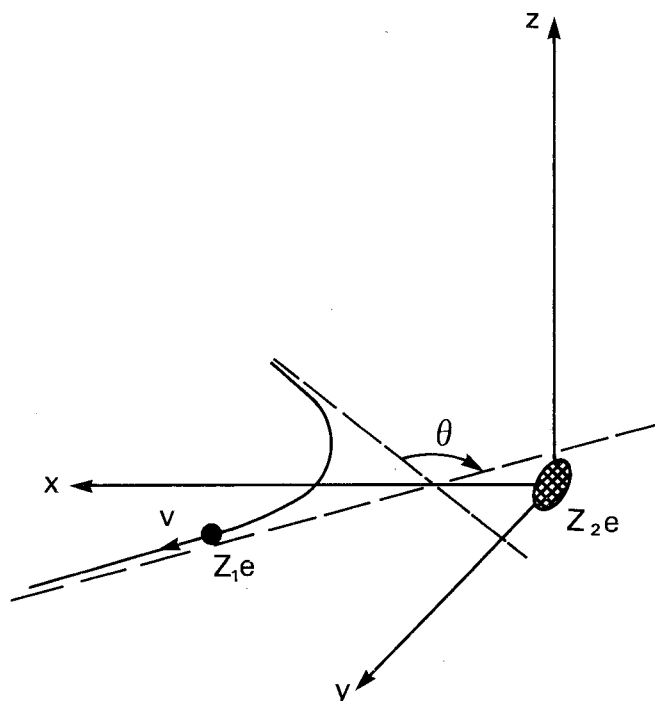


FIGURE 2. Focal-coordinate system of the scattering of a classical projectile of charge  $Z_1e$  by a nucleus of charge  $Z_2e$ . The path of the projectile is in the  $xy$ -plane and  $\theta$  is the scattering angle.

where  $H_{int}$  denotes the time-dependent electro-magnetic interaction and  $E_f$  and  $E_i$ , the energies of the final and initial states. In the semi-classical treatment,  $H_{int}$  is expanded in multipoles. The monopole interaction gives rise to the Rutherford scattering which is already accounted for by considering the projectile moving in a classical hyperbolic orbit. The magnetic multipole excitation amplitudes are smaller than the electric ones by the factor  $v/c$ , which is small for the energies of the projectiles used in Coulomb excitation. Magnetic excitation is therefore negligible except when the electric matrix elements vanish.

To first order, the electric  $E\lambda$  multipole excitation amplitudes can be shown to be:

$$b_{if}^{(1)} = -i(-1)^{I_i - M_i} \left( \frac{8\pi^2 Z_1 e}{\hbar v_\infty a^\lambda} \right) \frac{\langle I_i || ME\lambda || I_f \rangle}{(2\lambda + 1)} \times \sum_{\mu} \begin{pmatrix} I_i & \lambda & I_f \\ -M_i & \mu & M_f \end{pmatrix} Y_{\lambda\mu}(\pi/2, 0) I_{\lambda\mu}(\theta, \xi) \quad (5)$$

where the reduced nuclear matrix element is defined by:

$$\langle I_i || ME\lambda || I_f \rangle \equiv (-1)^{I_i - M_i} \begin{pmatrix} I_i & \lambda & I_f \\ -M_i & \mu & M_f \end{pmatrix}^{-1} \times \langle I_i M_i | \int r_2^\lambda \rho(r_2) Y_{\lambda\mu}(\Omega_2) d^3 r_2 | I_f M_f \rangle \quad (6)$$

with  $\rho(r_2)$  the nuclear charge density and where the  $Y_{\lambda\mu}(\pi/2, 0)$  and  $I_{\lambda\mu}(\theta, \xi)$  are functions of the projectile orbits, see [68De34], page 7\*. The functions  $Y_{\lambda\mu}(\pi/2, 0)$  and  $I_{\lambda\mu}(\theta, \xi)$  are defined and tabulated in references [60A123] and [56A154]. This amplitude leads to the first order differential excitation cross section:

$$d\sigma = P_{i \rightarrow f}^{(11)} d\sigma_R = (2I_i + 1)^{-1} \sum_{M_i, M_f} |b_{if}|^2 d\sigma_R = \frac{64\pi^4 Z_1^2 e^2}{\hbar^2 v_\infty^2 a^{2\lambda}} \frac{B(E\lambda, I_i \rightarrow I_f)}{(2\lambda + 1)^3} \times \sum_{\mu} |Y_{\lambda\mu}|^2 |I_{\lambda\mu}|^2 a^2 (4\sin^4 \theta/2)^{-1} d\Omega \quad (7)$$

$$\text{where } B(E\lambda, I_i \rightarrow I_f) \equiv (2I_i + 1)^{-1} |\langle I_i || ME\lambda || I_f \rangle|^2 \quad (8)$$

In order to evaluate the reorientation effect, the calculations for the excitation must be carried out to second order.

$$b_{if}^{(2)} = b_{if}^{(1)} + \sum_n b_{inf} \quad (9)$$

where

$$b_{inf} = (i\hbar/2\pi)^{-2} \int_{-\infty}^{\infty} \langle f | H_{int} | n \rangle \exp[(2\pi i/\hbar)(E_f - E_n)t] dt \times \int_{-\infty}^{\infty} \langle n | H_{int} | i \rangle \exp[(2\pi i/\hbar)(E_n - E_i)t'] dt'$$

The sum extends over all intermediate states "n", including the initial and final states. This double integral can be simplified, see Alder [56A154], p469, so that the total amplitude to second order is of the form:

$$b_{if}^{(2)} = A \langle i | I_i || ME\lambda || I_f \rangle Y_{\lambda\mu} I_{\lambda\mu} / (v_\infty a^\lambda) + \sum_n B \langle I_i || ME\lambda_1 || I_n \rangle \langle I_n || ME\lambda_2 || I_f \rangle \times (\alpha_{\lambda, -\mu} + i\beta_{\lambda, -\mu}) / v_\infty^2 a^{\lambda_1 + \lambda_2} \quad (10)$$

where  $A$  and  $B$  are functions of  $\lambda, Z_1, Z_2, I_i, I_f, M_i, M_f$  and where  $\alpha$  and  $\beta$  are functions of the projectile parameters  $\theta, \lambda_j, \mu_j$ , and  $\xi_j$ . The last three quantities, with  $j=1$  and  $2$ , are defined for the transitions  $i \rightarrow n$  and  $n \rightarrow f$  respectively. The differential cross section to second order is then:

$$d\sigma = [P^{(11)} + P^{(12)} + O(P^{(22)})] d\sigma_R = d\sigma_R (2I_i + 1)^{-1} \sum_{M_i, M_f} [(b_{if}^{(1)})^2 + 2\text{Re}(b_{if}^{(1)} \sum_n b_{inf}) + O(ME\lambda)^4] \quad (11)$$

For the case of  $\lambda=2$ , the crossover term is seen to contain terms proportional to  $[B(E2, I_i \rightarrow I_f)]Q$ , since, for "n" equal to "i" or "f",

$$Qe = (16\pi/5)^{1/2} [I(2I - 1)/(2I + 1)(2I + 3)(I + 1)]^{1/2} \times \langle I || ME2 || I \rangle.$$

In order to account for the different velocities of the projectile before and after the excitation, the semiclassical expressions can be symmetrized by replacing  $v_\infty \rightarrow \sqrt{(v_i v_f)}$ ,  $a \rightarrow Z_1 Z_2 e^2 \times (1 + A_1/A_2) / A_1 v_i v_f$ ,  $\xi \rightarrow \eta_f - \eta_i$  and by multiplying the resulting excitation probability by a factor  $v_f/v_i$ . With these substitutions, the semiclassical Coulomb excitation probabilities closely approximate the quantum mechanical results; see [56A154, 65Bi14].

The application of perturbation theory assumes that the probability of excitation of any level is small and that higher order processes are negligible. This is true, in general, for excitation by p, d, and  $\alpha$ 's but not for higher  $Z$  projectiles nor for target nuclei with large transition probabilities between excited states and the ground or final states. For those cases, multiple Coulomb excitation becomes important. The nuclear system then interacts strongly with the time-dependent electromagnetic fields produced by the

\*Note, in the definition of  $X$ , equation (12) of [68De34],  $(\lambda+1)!$  should be replaced with  $(\lambda-1)!$

projectile and many levels are excited simultaneously. Some higher levels can even be more strongly excited than lower lying ones. If multiple excitation effects are important, the final state amplitudes for the individual levels can be obtained by solving a set of coupled Schrödinger equations. The calculation of the reorientation effect must be carried out for the particular nucleus and for the actual bombarding conditions. All of the available information on the energies and spins of the individual nuclear levels which can contribute and on the matrix elements connecting them (experimentally determined or calculated from some model) must be used as input data in order to determine the quadrupole moments from the reorientation measurements. A representation of the types of virtual transitions which must be considered in such calculations is given in figure 3. Many  $Q$ -values have been determined using the deBoer-Winther computer code for the differential cross sections for multiple Coulomb excitation [65Wi14 or 66Al22]. This code can handle up to 10 nuclear levels with a total of 90 substates, for  $\lambda = 2$ . One of the major sources of uncertainty in the determination of  $Q$ 's from such calculations is the relative phases of the matrix elements for excitation via different levels. In many cases, several values of  $Q$  are quoted, one for each of the different combinations of signs possible.

A code is also available to compute the angular

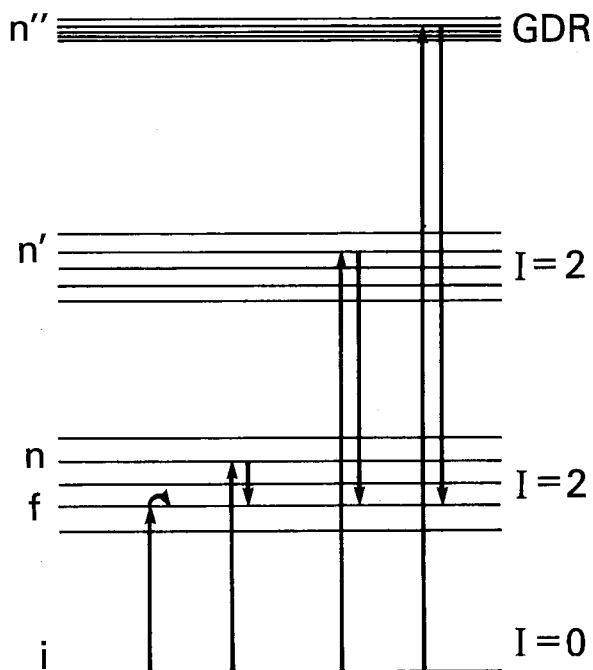


FIGURE 3. A representation of some of the kinds of transitions which must be included in the multiple Coulomb excitation of level  $f$  from level  $i$ . The first two represent the reorientation transitions: the third, a competing excitation of the level through a higher,  $I=2$  level: and the fourth, an excitation of the level through the giant dipole resonance.

distribution of the deexcitation  $\gamma$ -rays. When observing only the  $\gamma$ -ray angular distribution from a particular level, the situation is more complicated than when the scattered particles are observed. The level is not only populated by Coulomb excitation directly to that level but also by Coulomb excitation to higher levels with subsequent unobserved cascades of conversion electrons or  $\gamma$ -rays to the level. The contribution of these additional real transitions must be subtracted. It is therefore necessary to know the  $L$ -pole  $\gamma$ -transition rates and internal conversion coefficients for all transitions which could occur as well as the angular correlations between them if the reorientation effect is measured via the deexcitation  $\gamma$ -ray angular distributions.

Several graphs are presented in deBoer and Eichler's article, [68De34], which are useful in establishing the values of some experimental variables. The bombarding energy must be kept small enough to insure that nuclear interactions, other than Coulomb, are not important. Such interactions are not well enough understood, generally, to be accounted for with sufficient accuracy. Two arbitrary limits were chosen by the authors to define a "maximum safe bombarding energy" for their plot of  $E_{\max}$  as a function of the target mass,  $A_2$ , for values of the projectile mass,  $A_1$ , from 2 to 64 [68De34, figure 7]. The minimum distance between the two nuclear surfaces in a head-on collision must be 1) greater than 3 Fermi and 2) larger than the deBroglie wavelength of the projectile at infinity. The "safe bombarding energy" increases slowly with  $A_1$  and  $A_2$ . In figure 8, [68De34], a similar plot of the corresponding values of  $\eta$  is given. A third useful graph, figure 9 in the same article, shows the interaction strength,  $X_{i \rightarrow f}$ , as a function of  $A_1$  and  $A_2$  for the excitation of the first  $2^+$ -level by a projectile at the "maximum safe bombarding energy." The plot assumes a  $B(E2, 0^+ \rightarrow 2^+)$ -value of  $1.0 e^2 b^2$ . For values of  $X < 0.1$ , the use of second order perturbation theory yields excitation probabilities which are accurate to about 1%. The interaction strengths increase rapidly with  $A_1$  so that second order perturbation theory may not be justified and a multiple-excitation calculation be required for heavy projectiles.

For the case of  $^{114}\text{Cd}$ , on which the earliest reorientation experiments were performed and on which there has been very much activity, the "maximum safe bombarding energies," corresponding values of  $\eta$ , and the interaction strengths,  $X_{i \rightarrow f}$ , for a  $B(E2, 0^+ \rightarrow 2^+) = 1.0 e^2 b^2$  obtained from the graphs in [68De34] are presented in table 1. For the 558keV level, the actual  $B(E2) = 0.51 e^2 b^2$ . From the table it is seen that second order perturbation calculations would be applicable for  $^2\text{H}$ -projectiles under 3MeV and possibly also for  $^4\text{He}$  under 11MeV, but not for the heavier projectiles. For these, multiple Coulomb excitation must be considered. In the paper by

TABLE 1. Maximum safe bombarding energies, corresponding  $\eta$ 's, and interactions strengths,  $X_{i \rightarrow f}$ , for projectiles on  $^{114}\text{Cd}$ , as taken from the graphs in [68De34]

Projectile	Maximum safe bombarding energy (MeV)	$\eta$	$X_{i \rightarrow f}^\dagger$
$^2\text{H}$	3	5	0.07
$^4\text{He}$	11	9	0.22
$^8\text{C}$	23	17	0.50
$^{16}\text{O}$	50	33	0.85
$^{32}\text{S}$	100	65	1.5

$^\dagger$  Assumed  $B(E2, 0 \rightarrow 2) = 1.0 e^2 b^2$

Berant et al., [71Be36], there is a discussion of the many papers on  $^{114}\text{Cd}$  with an attempt to establish a best value for the static quadrupole moment of the 558keV level, which they give as  $-0.32 \pm 8b$ . In the same paper they mention that with a precision level of 1%, they observe no deviations from pure Coulomb excitation for  $^4\text{He}$ -projectiles up to 10MeV, but that deviations do occur for  $^{16}\text{O}$  above about 46MeV. These are not consistent with the values in table 1. These "safe bombarding energies" should, therefore, be considered merely as a guide. It has been suggested that the lack of nuclear interactions should always be checked out experimentally by performing the reorientation experiments at at least two different bombarding energies.

Quadrupole moments can be obtained either by making high precision absolute cross section measurements or by studying the relative excitation of a level under different bombarding conditions. For example, eq (11) can be written as  $d\sigma \cong P^{(11)}(1+r)d\sigma_R$  where, for the most frequently encountered case, one with  $I_i=0, I_f=2, \lambda=2$ , no other states excited and for low excitation energies,  $\Delta E$ :

$$r \cong P^{(12)}/P^{(11)} \approx A_1 \Delta E \langle f || ME2 || f \rangle K(\xi, \theta) \times [Z_2(1 + A_1/A_2)]^{-1}. \quad (12)$$

Here the  $A$  are in amu,  $\Delta E$  in MeV, and  $\langle f || ME || f \rangle$  in eb.  $K$  is a function of the projectile parameters:  $Y_{2,\mu}, I_{2,\mu}, \beta_{2,-\mu}$ . A plot of  $K$  as a function of  $\xi$  for different scattering angles can be found in deBoer and Eichler, [68De34], p33. For a given angle,  $K$  is a slowly varying function of  $\xi$ . It is a maximum for  $\theta = \pi$ . At backward angles,  $K$  is a maximum for small values of  $\xi$ .  $r$  is seen to be proportional to the excitation energy of the level and to the mass of the projectile used. However, the ratio  $\Delta E/E$  must be kept small ( $\xi < 1$ ) if the projectile is to be treated semiclassically. The  $P^{(11)}$  can be calculated from measurements of the lifetimes of the excited states. Since typical values of  $r$  are of the order of 0.10, the  $B(E2)$ 's and absolute cross sections must be known to a few percent or better in order to determine the quadrupole moment.

For relative excitation measurements, the ratio of the cross sections for two different bombarding conditions, a and b, can be expressed as:

$$d\sigma_a/d\sigma_b \approx (P_a^{(11)}/P_b^{(11)}) (1 + r_a - r_b) \quad (13)$$

with

$$r_a - r_b \cong \Delta E \langle 2+ || ME2 || 2+ \rangle \times [A_{1a}K(\xi_a, \theta_a) - A_{1b}K(\xi_b, \theta_b)]/Z_2 \quad (14)$$

for  $A_1 \ll A_2$ ,  $P_a^{(11)}/P_b^{(11)}$  is independent of the nuclear transition matrix element and is easily calculated. The ratio of the cross sections can be made more sensitive to the quadrupole moment by choosing the projectile parameters,  $A_1, \xi$ , and/or  $\theta$ , to make the term in the square brackets in (14) as large as possible.

The excitation cross sections are measured either by detecting the elastically and inelastically scattered projectiles or by observing the deexcitation of the nucleus, usually in coincidence with the scattered projectile. In the first type of experiment, the major difficulties are those associated with trying to separate the elastic and inelastic peaks. At high excitation energy, the excitation probabilities are small and it is difficult to observe the small inelastic peak in the tail of the elastic peak. At low excitation energies, the excitation probabilities are larger but the resolution of the two peaks frequently presents problems.

In the second type of experiment, the deexcitation  $\gamma$ 's are measured in coincidence with the scattered projectile. A schematic diagram of a possible arrangement is shown in figure 4. The  $p'\gamma$  coincidence rate is given by:

$$C.R. = \epsilon_\gamma \sum_{n=1}^{\infty} f_n (d\sigma_n/d\Omega)_{lab} / \sum_{n=0}^{\infty} (d\sigma_n/d\Omega)_{lab} \quad (15)$$

where  $\epsilon_\gamma$  is the counting efficiency for  $\gamma_{t \rightarrow i}$ ;  $f_n$ , the fraction of decays of state  $n$  which give rise to a  $\gamma_{t \rightarrow i}$ ;

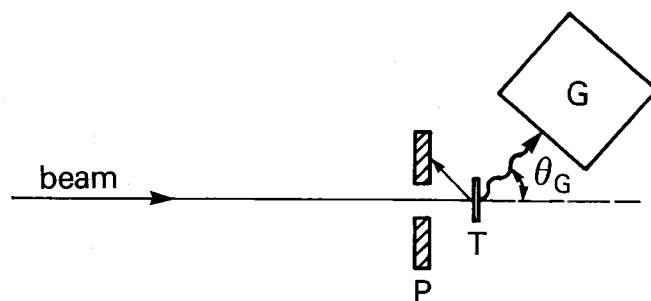


FIGURE 4. A schematic view of an experimental arrangement for the detection of  $\gamma$ -rays in coincidence with back-scattered projectiles. T represents the target; P, an annular particle detector; and G, the  $\gamma$ -ray detector at an angle  $\theta_G$  to the beam.

$(d\sigma_n/d\Omega)_{lab}$ , the differential excitation cross section for the state  $n$ , in the laboratory system. When only one level is excited and if that level decays solely by  $\gamma$ -emission, the coincidence rate is approximately  $\epsilon_\gamma P_{i \rightarrow f}$ . The counting efficiency,  $\epsilon_\gamma$ , must be corrected for the anisotropic distribution of the deexcitation  $\gamma$ . The effect of the anisotropy can be reduced by the proper choice of  $\theta_c$  and the distance of the  $\gamma$ -counter from the target.

The measurement of the scattering cross section as a function of energy is made difficult by the small dependence of  $K$  on  $\xi$ . These experiments require great accuracy if  $Q$  is to be determined from the measurements.

Several moments have been determined by the measurement of the reorientation effect in the projectile. This is an important mode of excitation for heavy projectiles on light nuclei. An approximate expression for this effect can be found by replacing  $Z_2$  by  $Z_1$  in equation (12).

There are several possible sources of errors which may need to be considered in the determination of  $Q$ -values from Coulomb excitation reorientation measurements in addition to those already mentioned. Among these are: deorientation caused by the atomic electrons, relativistic corrections to the motion of the projectile, the attenuation of the angular distributions by the interaction of the excited state moments with the electronic fields, and the recoil of the nucleus which could give rise to Doppler-shifted energies as well as additional  $\gamma$ -distribution attenuations.

This simplified discussion of the Coulomb excitation reorientation relies heavily on the material presented in [68De34, 65Bi14, 60Al23, 59Br23, and 56Al54], which should be referred to for more detailed descriptions of the actual measurements and calculations of the quadrupole moments therefrom. A collection of reprints of the important papers on Coulomb Excitation, including the deBoer-Winther computer code for multiple Coulomb excitation which is used in many reorientation calculations, is found in [66Al22]. Biedenharn and Brussard, [65Bi14], also discuss some of the features of Coulomb excitation using electrons.

Recently, Lightbody and Penner, see [72Li12], proposed the calculation of static quadrupole moments from high-resolution inelastic electron-scattering measurements. To date, the quadrupole moments derived from these measurements depend on the use of an oversimplified nuclear model for the states involved. The deduced  $Q$ -values for eight nuclei in the Cr and Cd regions, are in reasonably good agreement with the Coulomb excitation reorientation measurements on the same nuclei. The physical basis for the success of this model in giving the moments is not understood at this time. The electron-scattering experiments yield the sign of the quadrupole moments and are not plagued with the uncertainties connected with the relative signs of the matrix elements which are present in the reorientation calculations.

The last systematic literature search for data included in the table was done in early 1972.

## Explanation of Table K

Nucl.	Chemical symbol with $Z$ - and $A$ -number
Level	Energy, in keV, of the level for which information is given Ground state levels are indicated by gs.
$T_{1/2}$	Half-life of the level The value quoted is taken from Table of Nuclear Half-Lives (68Ma49), Nuclear Data Sheets (through Volume B5), Table of Isotopes (67LeHo), or it is the value used in the referenced article.
$I$	Nuclear spin, in units of $h/2\pi$ Values enclosed in ( )'s have been determined by resonance or spectroscopic techniques.  Values enclosed in [ ]'s have been inferred from decay characteristics.
$\mu$	Nuclear magnetic dipole moment, in nuclear magnetons Nuclear magnetic octupole moments, $\Omega$ , in nuclear magneton-barns, have also been tabulated in this column. These have been obtained from elastic and inelastic electron-scattering cross sections. The values, which are model-dependent, have been enclosed in [ ]'s.
$Q$	Nuclear electric quadrupole moment, in barns, as given by the experimenter Those values marked by an asterisk, *, indicate that the experimenter has made some polarization or Sternheimer correction in computing the moment.  Values which are enclosed in [ ]'s, have been derived from elastic and inelastic electron-scattering cross sections and are model-dependent.  When two values of $Q$ are given, for CExRO measurements, the first represents the value obtained assuming constructive interference; the second, destructive interference of the matrix elements.  Values of the hexadecapole moment, in barns <sup>2</sup> , are also tabulated in this column.
Refer.	Reference key number
Method	Codes used to designate the specific techniques are: CExRO Coulomb excitation reorientation eSc electron scattering
Measured Quantity	Measured quantities from which moments are derived
Environment and Comments	Nature of materials used, assumptions made, and comments

**Table K: Nuclear Moments by  
Coulomb Excitation Reorientation and Inelastic Electron-Scattering**

Nucleus	Level (keV)	$T_{1/2}$	$I$	$\mu$	$Q$	Refer.	Method	Measured Quantity	Environment and Comments
${}^7_3\text{Li}$	gs	-	(3/2)	[ $\Omega = +0.091$ 16]	[ $-0.0302^\circ$ ]	66Ra29	eSc	$\Omega/\mu = 0.028$ 5b	
${}^7_3\text{Li}$	gs	-	(3/2)			69Vi02	eSc		
${}^9_4\text{Be}$	gs	-	(3/2)	[ $\Omega = -0.035$ ] [ $\Omega = -0.041$ 6]	[ $+0.0476^\circ$ ] [ $\pm 0.0578^\circ$ ]	65Gr18	eSc	$\Omega/\mu = 0.035$ 5b	
${}^9_4\text{Be}$	gs	-	(3/2)			66Ra29	eSc		
${}^9_4\text{Be}$	gs	-	(3/2)			69Vi02	eSc		
${}^9_4\text{Be}$	gs	-	(3/2)			69Be50	eSc		
${}^{10}_5\text{B}$	gs	-	(3)	[ $\Omega \leq 0.029$ ]	[ $\pm 0.0675^\circ$ ]	66Ra29	eSc	$\Omega/\mu \leq 0.016$ b	
${}^{10}_5\text{B}$	gs	-	(3)			69Vi02	eSc		
${}^{11}_5\text{B}$	gs	-	(3/2)	[ $\Omega = +0.081$ ]	[ $\Omega = +0.078$ 5]	65Gr18	eSc	$\Omega/\mu = 0.029$ 5b	
${}^{11}_5\text{B}$	gs	-	(3/2)			66Ra29	eSc		
${}^{11}_5\text{B}$	gs	-	(3/2)			69Vi02	eSc		
${}^{12}_6\text{C}$	14100	?	[4]		[ $-0.201$ ] [ $Q_4^1 = +0.00215b^2$ ]	71Na14	eSc		Used $\langle r^2 \rangle^{1/2} = 2.42F$ and $\langle r^4 \rangle^{1/4} = 2.68F$
${}^{20}_{10}\text{Ne}$	1630	0.7ps	[2]		-0.27 11	69Sc08	CExRO		Ne gas( ${}^{32}\text{S}, \text{S}'$ )
${}^{20}_{10}\text{Ne}$	1630	0.7ps	[2]		-0.24 3	70Na07	CExRO		CEx with Ne on ${}^{120}\text{Sn}$ ; ${}^{130}\text{Te}$ ; ${}^{148}\text{Sm}$
${}^{22}_{10}\text{Ne}$	1275	3ps	[2]		-0.21 6	69Sc08	CExRO		${}^{22}\text{Ne}$ gas( ${}^{32}\text{S}, \text{S}'$ )
${}^{22}_{10}\text{Ne}$	1275	3ps	[2]		-0.21 4	70Na07	CExRO		CEx with Ne on ${}^{130}\text{Te}$ ; ${}^{148}\text{Sm}$
${}^{24}_{12}\text{Mg}$	1368	1ps	[2]		-0.26 8	68Ba44	CExRO		$\text{Mg}({}^{32}\text{S}, \text{S}'$ )
${}^{24}_{12}\text{Mg}$	1368	1ps	[2]		-0.243 35	70Ha04	CExRO		$\text{Mg}({}^{35}\text{Cl}, \text{Cl}'$ )
${}^{24}_{12}\text{Mg}$	1368	1ps	[2]		-0.305 64	71Vi01	CExRO		$\text{Mg}({}^{16}\text{O}, \text{O}'$ )
${}^{27}_{13}\text{Al}$	gs	-	(5/2)	[ $\Omega = \pm 0.34^p$ 9]	[ $\pm 0.146$ ]	67St01	eSc		
${}^{27}_{13}\text{Al}$	gs	-	(5/2)		71de55	eSc			
${}^{28}_{14}\text{Si}$	1779	0.5ps	[2]		+0.17 5	69Ha31	CExRO		${}^{62}\text{Ni}({}^{28}\text{Si}, \text{Si}'$ )
${}^{28}_{14}\text{Si}$	1779	0.5ps	[2]		+0.22 9	69Pe08	CExRO		$\text{Si}({}^{32}\text{S}^{6+}, \text{S}'$ )
${}^{28}_{14}\text{Si}$	1779	0.5ps	[2]		+0.11± 5	70Na05	CExRO		$\text{Si}({}^{206}\text{Pb}, \text{Pb}'$ )
								‡ Assumed $Q_{2+}({}^{206}\text{Pb}) = (0.05) \times  Q_{\text{rot}} $	
${}^{32}_{16}\text{S}$	2237	0.25ps	[2]		-0.05 to +0.25	70Ha24	CExRO		${}^{50}\text{Ti}({}^{32}\text{S}, \text{S}'$ )
${}^{32}_{16}\text{S}$	2237	0.25ps	[2]		-0.20± 6	70Na05	CExRO		$\text{S}({}^{206}\text{Pb}, \text{Pb}'$ )
								‡ Assumed $Q_{2+}({}^{206}\text{Pb}) = (0.05) \times  Q_{\text{rot}} $	
${}^{36}_{18}\text{Ar}$	1980	?	[2]		+0.11± 6	71Na06	CExRO		${}^{206}\text{Pb}(150\text{MeV } {}^{36}\text{Ar}, \text{Ar}'$ )
								‡ Assumed $Q_{2+}({}^{206}\text{Pb}) = (0.05) \times  2 Q_0/7 $	
${}^{40}_{18}\text{Ar}$	1460	0.8ps	[2]		+0.01± 4	70Na05	CExRO		CEx with ${}^{206}\text{Pb}$ , ${}^{130}\text{Te}$ , ${}^{120}\text{Sn}$ on Ar
								‡ Assumed $Q_{2+}({}^{206}\text{Pb}) = (0.05) \times  Q_{\text{rot}} $	
${}^{46}_{22}\text{Ti}$	889	7ps	[2]		-0.19 10	70Ha24	CExRO		${}^{46}\text{Ti}({}^{35}\text{Cl}^{7+}, \text{Cl}'$ )
${}^{46}_{22}\text{Ti}$	889	7ps	[2]		-0.28 14	71De29	CExRO		${}^{46}\text{Ti}({}^{16}\text{O}, \text{O}'$ )
${}^{48}_{22}\text{Ti}$	983	3.6ps	[2]		-0.22 8	70Ha24	CExRO		${}^{48}\text{Ti}({}^{35}\text{Cl}^{7+}, \text{Cl}'$ )
${}^{48}_{22}\text{Ti}$	983	3.6ps	[2]		-0.38 13	71De29	CExRO		${}^{48}\text{Ti}({}^{16}\text{O}, \text{O}'$ )
${}^{48}_{22}\text{Ti}$	983	3.6ps	[2]		-0.05 <sup>p</sup> 7	71Le17	CExRO		$\text{Ti}({}^{32}\text{S}, \text{S}'$ )
${}^{48}_{22}\text{Ti}$	983	3.6ps	[2]		[ $-0.177$ 8]	72Li12	eSc		
${}^{50}_{22}\text{Ti}$	1550	1ps	[2]		-0.02 9	70Ha24	CExRO		${}^{50}\text{Ti}({}^{32}\text{S}^{6+}, \text{S}'$ )
${}^{50}_{24}\text{Cr}$	783	8.4ps	[2]		±0.30 <sup>p</sup> 9	72To12	CExRO		CEx with 62MeV ${}^{32}\text{S}$ on thin target



Table K: Nuclear Moments by Coulomb Excitation Reorientation and Inelastic Electron-Scattering - Continued

Nucleus	Level (keV)	$T_{1/2}$	$I$	$\mu$ or $\Omega$	$Q$	Refer.	Method	Measured Quantity	Environment and Comments
$^{52}_{24}\text{Cr}$	1434	0.90ps	[2]		[-0.082 16]	72Pe22	eSc		
$^{52}_{24}\text{Cr}$	1434	0.90ps	[2]		-0.09 <sup>P</sup> 13	72To12	CExRO		CEx with $^{12}\text{C}$ , $^{16}\text{O}$ , $^{32}\text{S}$ ; used $Q_{2^+}^{50} = 0.304$ 9/b
$^{53}_{24}\text{Cr}$	gs	-	(3/2)		+0.04 6	71Th19	CExRO		CEx with 55; 59MeV $^{32}\text{S}$
$^{54}_{24}\text{Cr}$	834	8.9ps	[2]		-0.12 <sup>P</sup> 10	72To12	CExRO		CEx with $^{12}\text{C}$ , $^{16}\text{O}$ , $^{32}\text{S}$ ; used $Q_{2^+}^{50} = 0.304$ 9/b
$^{56}_{26}\text{Fe}$	847	7.4ps	[2]		-0.345 54	70Sc15	CExRO		CEx with 25; 30MeV $^{16}\text{O}$
$^{56}_{26}\text{Fe}$	847	7.4ps	[2]		-0.22 <sup>P</sup> 6	71Le17	CExRO		Fe( $^{32}\text{S}$ , S')
$^{56}_{26}\text{Fe}$	847	7.4ps	[2]		-0.23 3	71Th14	CExRO	$(M_{22})_{av} = 0.306$ 37	CEx with 25; 27.5MeV $^{16}\text{O}$ and 56.0MeV $^{32}\text{S}$ on Fe metal. For $E_0 > 28$ MeV, $M_{22}$ affected by nuclear interactions. Fe(polarized thermal n, $\gamma$ ). Observed left circular polarization of 7640 $\gamma$ to g.s.
$^{57}_{26}\text{Fe}$	gs	-	1/2			55Tr21			
$^{58}_{28}\text{Ni}$	1450	0.67ps	[2]		-0.12 <sup>P</sup> 13	70Le17	CExRO		CEx with $^{12}\text{C}$ , $^{16}\text{O}$ , $^{32}\text{S}$ on thick target
$^{58}_{28}\text{Ni}$	1450	0.67ps	[2]		-0.16 <sup>P</sup> 10	71Le17	CExRO		$^{58}\text{Ni}(^{16}\text{O}, \text{O}')$
$^{60}_{28}\text{Ni}$	1330	0.80ps	[2]		$\pm 0.00$ 13	69Cl05	CExRO		CEx with $^{16}\text{O}$ , $^{32}\text{S}$
$^{60}_{28}\text{Ni}$	1330	0.80ps	[2]		+0.07 <sup>P</sup> 9	71Le17	CExRO		$^{60}\text{Ni}(^{16}\text{O}, \text{O}')$
$^{60}_{28}\text{Ni}$	1330	0.80ps	[2]		+0.01 <sup>P</sup> 10	71Ch25	CExRO		
$^{60}_{28}\text{Ni}$	1330	0.80ps	[2]		[-0.104 18]	72Li12	eSc		
$^{62}_{28}\text{Ni}$	1170	1.57ns	[2]		$\pm 0.08$ 12	69Ha31	CExRO		CEx with $^{28}\text{Si}$ on $^{62}\text{Ni}$
$^{62}_{28}\text{Ni}$	1170	1.57ns	[2]		-0.08 <sup>P</sup> 17	70Le17	CExRO		CEx with $^{32}\text{S}$ , $^{16}\text{O}$ , $^{12}\text{C}$ on thick target
$^{62}_{28}\text{Ni}$	1170	1.57ps	[2]		+0.37 <sup>P</sup> 20	71Ch25	CExRO		$^{62}\text{Ni}(^{16}\text{O}, \text{O}')$
$^{64}_{28}\text{Ni}$	1350	0.78ps	[2]		+0.35 <sup>P</sup> 20	71Ch25	CExRO		$^{64}\text{Ni}(^{16}\text{O}, \text{O}')$
$^{64}_{30}\text{Zn}$	992	2.7ps	[2]		[-0.135 16]	72Li12	eSc		
$^{70}_{30}\text{Zn}$	884	3ps	[2]		[-0.21 3]	72Li12	eSc		
$^{70}_{32}\text{Ge}$	1040	1.3ps	[2]		+0.02 11	69Si15	CExRO		CEx with $^{16}\text{O}$ , $^4\text{He}$ on $^{70}\text{Ge}$ on C foil
					+0.003 100				
$^{74}_{32}\text{Ge}$	596	12ps	[2]		-0.12 16	69Sc32	CExRO		$^{74}\text{Ge}(^{16}\text{O}, \text{O}')$
$^{76}_{32}\text{Ge}$	563	17.6ps	[2]		-0.03 17	69Sc32	CExRO		$^{76}\text{Ge}(^{16}\text{O}, \text{O}')$
$^{76}_{32}\text{Ge}$	563	17.6ps	[2]		-0.18 14	69Si15	CExRO		CEx with $^{16}\text{O}$ , $^4\text{He}$ on $^{76}\text{Ge}$ on C foil
					or +0.055 140				
$^{104}_{44}\text{Ru}$	358	58ps	[2]		‡		CExRO	‡ value attributed to Stelson deleted at request of author	
$^{104}_{46}\text{Pd}$	556	9.7ps	[2]		-0.28 12	70Ch01,	CExRO		CEx with $^4\text{He}$ , $^{16}\text{O}$ on $^{104}\text{Pd}$
					or +0.01 10	71Ha08			
$^{106}_{46}\text{Pd}$	512	12.0ps	[2]		-0.46 6	70Be45	CExRO		CEx with $^{16}\text{O}$ , $^{32}\text{S}$ on $^{106}\text{Pd}$
					or -0.28 6				
$^{106}_{46}\text{Pd}$	512	12.0ps	[2]		-0.52 11	70Ch01	CExRO		CEx with $^4\text{He}$ , $^{16}\text{O}$ on $^{106}\text{Pd}$
					or -0.25 12	71Ha08			
$^{108}_{46}\text{Pd}$	434	23.8ps	[2]		-0.58 13	71Ha08	CExRO		CEx with $^4\text{He}$ on $^{108}\text{Pd}$ on C foil; CEx with $^{16}\text{O}$ on $^{108}\text{Pd}$ on Ni or Al; included 4 excited states in analysis
					or -0.37 12				

**Table K: Nuclear Moments by  
Coulomb Excitation Reorientation and Inelastic Electron-Scattering – Continued**

Nucleus	Level (keV)	$T_{1/2}$	$I$	$\mu$ or $\Omega$	$Q$	Refer.	Method	Measured Quantity	Environment and Comments
$^{108}_{46}\text{Pd}$	434	23.8ps	[2]		$-0.57^{\text{p}} 5$ or $-0.35 5$	71Sc30	CExRO		$^{108}\text{Pd}$ metal foils ( $^{32}\text{S}$ , S')
$^{110}_{46}\text{Pd}$	374	45.8ps	[2]		$-0.83^{\text{p}} 19$	68St28	CExRO		CEx with $^4\text{He}$ , $^{16}\text{O}$
$^{110}_{46}\text{Pd}$	374	45.8ps	[2]		$-0.48 5$ or $-0.27 5$	70Be45	CExRO		CEx with $^{16}\text{O}$ , $^{32}\text{S}$ on $^{110}\text{Pd}$
$^{110}_{46}\text{Pd}$	374	45.8ps	[2]		$-0.72 12$ or $-0.45 12$	71Ha08	CExRO		CEx with $^4\text{He}$ on $^{110}\text{Pd}$ on C; CEx with $^{16}\text{O}$ on $^{110}\text{Pd}$ on Ni; included 5 excited states in analysis
$^{110}_{46}\text{Pd}$	374	45.8ps	[2]			71Wa07	CExRO	$Q_{2^+}^{110} - Q_{2^+}^{108} = -0.11^{\text{p}} 4$ $Q_{2^+}^{110} - Q_{2^+}^{104} = -0.34^{\text{p}} 7$	CEx with $^4\text{He}$ , $^{12}\text{C}$ , $^{16}\text{O}$ , $^{35}\text{Cl}$ ; assumed constructive interference.
$^{110}_{46}\text{Pd}$	374	45.8ps	[2]		$[-0.28 3]$	72Pe22	eSc		
$^{106}_{48}\text{Cd}$	633	6ps	[2]		$-0.84^{\ddagger} 28$	70St17	CExRO		CEx with $^4\text{He}$ , $^{16}\text{O}$ , $^{32}\text{S}$ , $^{40}\text{Ar}$
$^{106}_{48}\text{Cd}$	633	6ps	[2]		$-0.61^{\ddagger}$ to $-0.97^{\ddagger}$	70Kl12	CExRO		$\ddagger$ Could not separate $\gamma$ 's of $^{106}\text{Cd}$ and $^{108}\text{Cd}$ Based on $Q(^{114}\text{Cd } 2^+ \text{ state}) = -0.38$
$^{108}_{48}\text{Cd}$	633	5ps	[2]		$-0.84^{\ddagger} 28$	70St17	CExRO		$\ddagger$ Corrected for $\gamma\gamma$ attenuation CEx with $^4\text{He}$ , $^{16}\text{O}$ , $^{32}\text{S}$ , $^{40}\text{Ar}$
$^{110}_{48}\text{Cd}$	656	4.6ps	[2]		$-0.40^{\text{p}} 10$	70Gr29	CExRO		$\ddagger$ Could not separate $\gamma$ 's of $^{106}\text{Cd}$ and $^{108}\text{Cd}$ Based on $Q(^{114}\text{Cd } 2^+ \text{ state}) = -0.38$
$^{110}_{48}\text{Cd}$	656	4.6ps	[2]		$-0.24^{\ddagger} 10$	70St17	CExRO		CEx with $^4\text{He}$ , $^{16}\text{O}$ , $^{32}\text{S}$ , $^{40}\text{Ar}$
$^{110}_{48}\text{Cd}$	656	4.6ps	[2]		$-0.42 10$ or $-0.21 10$	71Be36	CExRO		$\ddagger$ Based on $Q(^{114}\text{Cd } 2^+ \text{ state}) = -0.38$ CEx with 8–16MeV $^4\text{He}$ , 37–48MeV $^{16}\text{O}$
$^{110}_{48}\text{Cd}$	656	4.6ps	[2]		$-0.55 8$ or $-0.31 7$	71Ha08	CExRO		CEx with $^4\text{He}$ on $^{110}\text{Cd}$ on C; CEx with $^{16}\text{O}$ on $^{110}\text{Cd}$ on Ni; included 5 excited states in analysis
$^{112}_{48}\text{Cd}$	617	6.2ps	[2]		$\ddagger$		CExRO		$\ddagger$ value attributed to Stelson deleted at request of author
$^{112}_{48}\text{Cd}$	617	6.2ps	[2]		$-0.15^{\ddagger} 7$	70St17	CExRO		CEx with $^4\text{He}$ , $^{16}\text{O}$ , $^{32}\text{S}$ , $^{40}\text{Ar}$
$^{114}_{48}\text{Cd}$	558	9ps	[2]		$-0.49 25$	67Si03	CExRO		$\ddagger$ Based on $Q(^{114}\text{Cd } 2^+ \text{ state}) = -0.38$ CEx with $^{16}\text{O}$ , $^{32}\text{S}$ on $^{114}\text{Cd}$ ; 7 states included in fit
$^{114}_{48}\text{Cd}$	558	9ps	[2]		$-0.90$ to $-0.54$ $-0.58^{\ddagger}$ to $-0.35^{\ddagger}$	67St03	CExRO		CEx with $^4\text{He}$ , $^{12}\text{C}$ , $^{16}\text{O}$ on $^{114}\text{CdO}_2$ , measured at $\sim 180^\circ$ ; 7 states included in fit
$^{114}_{48}\text{Cd}$	558	9ps	[2]		$+0.05 27$ or $-0.21 28$	68Si05	CExRO		$\ddagger$ Corrected for perturbation of angular correlations by deBoer, quoted in 69Sa27 CEx with $^4\text{He}$ , $^{16}\text{O}$ on $^{114}\text{Cd}$
$^{114}_{48}\text{Cd}$	558	9ps	[2]		$-0.68 10$ to $-0.43 10$	69Sa27	CExRO		CEx with $^4\text{He}$ , $^{16}\text{O}$ on $^{114}\text{Cd}$
$^{114}_{48}\text{Cd}$	558	9ps	[2]		$-0.53^{\text{p}} 17$	70An09	CExRO		CEx with $\text{He}^{1+}$ , $\text{C}^{3+}$

Table K: Nuclear Moments by  
Coulomb Excitation Reorientation and Inelastic Electron-Scattering - Continued

Nucleus	Level (keV)	$T_{1/2}$	$I$	$\mu$ or $\Omega$	$Q$	Refer.	Method	Measured Quantity	Environment and Comments
$^{114}_{48}\text{Cd}$	558	9ps	[2]		-0.28 $\ddagger$ 11 to -0.40 $\ddagger$ 12	70K112	CExRO		CEx with $^4\text{He}$ , $^{16}\text{O}$ , $^{32}\text{S}$ on $^{114}\text{Cd}$ on thin C foil or thick Ni foil $\ddagger$ Corrected for attenuation of angular correlation
$^{114}_{48}\text{Cd}$	558	9ps	[2]		-0.64 19	70Sc15	CExRO		CEx with 25; 30MeV $^{16}\text{O}$ on $^{114}\text{Cd}$ in Cu sandwich
$^{114}_{48}\text{Cd}$	558	9ps	[2]		-0.28 9 or -0.03 9 -0.32 $\ddagger$ 8	71Be36	CExRO		CEx with 8-16MeV $^4\text{He}$ , 37-48MeV $^{16}\text{O}$ . Deviations from Coulomb interactions observed for $E_a > 10$ MeV and $E_0 > 46$ MeV $\ddagger$ Average of $Q$ -values of 70K112 and 71Be36.
$^{114}_{48}\text{Cd}$	558	9.2ps	[2]		-0.29 3	72Pe22	eSc		
$^{116}_{48}\text{Cd}$	513	13.7ps	[2]		-1.16 to -0.70	67St03	CExRO		CEx with $^4\text{He}$ , $^{12}\text{C}$ , $^{16}\text{O}$ on $^{116}\text{CdO}_2$ ; included 5 levels in fit
$^{116}_{48}\text{Cd}$	513	13.7ps	[2]		-0.88 $\ddagger$ 25	70St17	CExRO		CEx with $^4\text{He}$ , $^{16}\text{O}$ , $^{32}\text{S}$ , $^{40}\text{Ar}$ $\ddagger$ Based on $Q(^{114}\text{Cd } 2^+ \text{ state}) = -0.38$
$^{112}_{50}\text{Sn}$	1257	3ps	[2]		-0.15 $\ddagger$ 18	70St20	CExRO		CEx with $^4\text{He}$ , $^{16}\text{O}$ $\ddagger$ Based on $Q(^{120}\text{Sn } 2^+ \text{ state}) = +0.09 10$
$^{116}_{50}\text{Sn}$	1290	0.4ps	[2]		+0.09 13	70K106	CExRO		CEx with $^4\text{He}$ , $^{16}\text{O}$ , $^{32}\text{S}$ ; included 4 levels in fit
$^{116}_{50}\text{Sn}$	1290	0.4ps	[2]		+0.07 $\ddagger$ 16	70St20	CExRO		CEx with $^4\text{He}$ , $^{16}\text{O}$ $\ddagger$ Based on $Q(^{120}\text{Sn } 2^+ \text{ state}) = +0.09 10$
$^{116}_{50}\text{Sn}$	1290	0.4ps	[2]		[-0.14 3]	72Pe22	eSc		
$^{118}_{50}\text{Sn}$	1230	0.5ps	[2]		-0.23 $\ddagger$ 16	70St20	CExRO		CEx with $^4\text{He}$ , $^{16}\text{O}$ $\ddagger$ Based on $Q(^{120}\text{Sn } 2^+ \text{ state}) = +0.09 10$
$^{120}_{50}\text{Sn}$	1170	0.5ps	[2]		+0.09 10	70St20	CExRO		CEx with $^4\text{He}$ , $^{16}\text{O}$
$^{122}_{50}\text{Sn}$	1140	0.6ps	[2]		-0.28 $\ddagger$ 17	70St20	CExRO		CEx with $^4\text{He}$ , $^{16}\text{O}$ $\ddagger$ Based on $Q(^{120}\text{Sn } 2^+ \text{ state}) = +0.09 10$
$^{124}_{50}\text{Sn}$	1130	0.8ps	[2]		-0.24 15	70K106	CExRO		CEx with $^4\text{He}$ , $^{16}\text{O}$ , $^{32}\text{S}$ on $^{124}\text{Sn}$ ; 4 levels included in fit
$^{124}_{50}\text{Sn}$	1130	0.8ps	[2]		+0.07 $\ddagger$ 17	70St20	CExRO		CEx with $^4\text{He}$ , $^{16}\text{O}$ $\ddagger$ Based on $Q(^{120}\text{Sn } 2^+ \text{ state}) = +0.09 10$
$^{122}\text{Te}$	564	7.6ps	[2]		$\ddagger$		CExRO		$\ddagger$ Value attributed to Stelson deleted at request of author
$^{124}_{52}\text{Te}$	603	4.3ps	[2]		-0.50 $^p$ 10 or -0.27 $^p$ 10	72K102, 71K106	CExRO		CEx with $^4\text{He}$ , $^{16}\text{O}$ on $^{124}\text{Te}$
$^{126}_{52}\text{Te}$	667	4.4ps	[2]		-0.50 to -0.16	67St16	CExRO		CEx with $^4\text{He}$ , $^{16}\text{O}$
$^{126}_{52}\text{Te}$	667	4.4ps	[2]		-0.20 $^p$ 9 or -0.00 $^p$ 9	72K102, 71K106	CExRO		CEx with $^4\text{He}$ , $^{16}\text{O}$ on $^{126}\text{Te}$
$^{128}_{52}\text{Te}$	743	3.2ps	[2]		-0.40 to -0.01	67St16	CExRO		CEx with $^4\text{He}$ , $^{16}\text{O}$ on $^{128}\text{Te}$
$^{128}_{52}\text{Te}$	743	3.2ps	[2]		-0.07 $^p$ 9 +0.12 $^p$ 9	72K102, 71K106	CExRO		CEx with $^4\text{He}$ , $^{16}\text{O}$ on $^{128}\text{Te}$
$^{130}_{52}\text{Te}$	840	2.0ps	[2]		-0.19 15 or -0.12 15	70Ch01	CExRO		CEx with $^4\text{He}$ , $^{16}\text{O}$ on $^{130}\text{Te}$

**Table K: Nuclear Moments by  
Coulomb Excitation Reorientation and Inelastic Electron-Scattering – Continued**

Nucleus	Level (keV)	$T_{1/2}$	$I$	$\mu$ or $\Omega$	$Q$	Refer.	Method	Measured Quantity	Environment and Comments
$^{130}_{56}\text{Ba}$	356	63ps	[2]		-1.13 29; -1.10 34	67Si03	CExRO	perturbation calc.;	CEx with $^{16}\text{O}$ , $^{32}\text{S}$ on $^{130}\text{Ba}$
$^{130}_{56}\text{Ba}$	356	63ps	[2]		+0.31 <sup>P</sup> 22 or +0.43 <sup>P†</sup> 22	72To13	CExRO	2 level calc. ‡For asymmetric rotor	CEx with $^{32}\text{S}$ , $^{40}\text{Ca}$
$^{134}_{56}\text{Ba}$	605	7ps	[2]		-0.46 <sup>P</sup> 11 or -0.70 <sup>P</sup> 11	69Ke16	CExRO		CEx with $^{16}\text{O}$
$^{134}_{56}\text{Ba}$	605	7ps	[2]		+0.16 <sup>P</sup> 28 or +0.21 <sup>P†</sup> 22	72To13	CExRO		CEx with $^{32}\text{S}$ , $^{40}\text{Ca}$
$^{136}_{56}\text{Ba}$	818	1.5ps	[2]		negative, small <sup>P</sup>	69Ke16	CExRO	‡For asymmetric rotor	CEx with $^{16}\text{O}$
$^{136}_{56}\text{Ba}$	818	1.5ps	[2]		+0.34 <sup>P</sup> 52 or +0.43 <sup>P†</sup> 52	72To13	CExRO		CEx with $^{40}\text{Ca}$
$^{142}_{58}\text{Ce}$	650	6.2ps	[2]		-0.12 9	70En01	CExRO		CEx with $^{16}\text{O}$
$^{144}_{60}\text{Nd}$	695	4.2ps	[2]		+0.03‡ 21 or -0.07‡ 15	70Ge08	CExRO		CEx with He, O, S on thick Nd metal targets
$^{144}_{60}\text{Nd}$	695	4.2ps	[2]		-0.17 or -0.61	71Cr01	CExRO	‡Used $Q_{2+}(^{150}\text{Nd}) = -1.48$ or $-2.00$ 51	$^{144}\text{Nd}_2\text{O}_3$ on C(42MeV $^{16}\text{O}$ , O')
$^{146}_{60}\text{Nd}$	454	21ps	[2]		-0.63‡ 10, -0.78‡ 9	70Ge08	CExRO	‡Used $Q_{2+}(^{150}\text{Nd}) = -1.48$ , $-2.00$ 51	CEx with He, O, S
$^{146}_{60}\text{Nd}$	454	21ps	[2]		-0.72 20	71Cr01	CExRO		$^{146}\text{Nd}_2\text{O}_3$ on C(42MeV $^{16}\text{O}$ , O')
$^{148}_{60}\text{Nd}$	300	116ps	[2]		-1.24‡ 14, -1.46‡ 13	70Ge08	CExRO		CEx with He, O, S on Nd metal
$^{148}_{60}\text{Nd}$	300	116ps	[2]		-1.36 30	71Cr01	CExRO	‡For $Q_{2+}(^{150}\text{Nd}) = -1.48$ , $-2.00$ 51	$^{148}\text{Nd}_2\text{O}_3$ on C(42MeV $^{16}\text{O}$ , O')
$^{150}_{60}\text{Nd}$	132	1.52ns	[2]		-1.34 <sup>P</sup> 54	69Ke17	CExRO		CEx with $^4\text{He}$ , $^{16}\text{O}$
$^{150}_{60}\text{Nd}$	132	1.52ns	[2]		-2.00‡ 51	70Ge08	CExRO		CEx with He, O, S on Nd
								‡For best fit to Nd data of Crowley and this paper	
$^{148}_{62}\text{Sm}$	551	7ps	[2]		-0.77 34; -0.73 38	67Si03	CExRO	perturbation calc.;	CEx with $^{16}\text{O}$ , $^{32}\text{S}$ on $^{148}\text{Sm}$
$^{148}_{62}\text{Sm}$	551	7ps	[2]		-0.24 28 or +0.28 28	70Ge07	CExRO	4 level calc.	CEx with He, O
$^{148}_{62}\text{Sm}$	551	7ps	[2]		-0.97 <sup>P</sup> 27	72Cl12, 71Cl13	CExRO		CEx with $^4\text{He}$ , $^{16}\text{O}$ , or $^{32}\text{S}$ on thick Sm target; used $Q_{2+}^{152} = -1.653\text{b}$
$^{150}_{62}\text{Sm}$	334	48ps	[2]		-1.28 20; -1.22 22	67Si03	CExRO	perturbation calc.;	CEx with $^{16}\text{O}$ , $^{32}\text{S}$ on $^{150}\text{Sm}$
$^{150}_{62}\text{Sm}$	334	48ps	[2]		-1.21 <sup>cf</sup>	68Gr03	CExRO	4 level calc.	‡Corrections to reorientation by $\beta$ and $\gamma$ bands reduce $Q \sim 10\%$ .
$^{150}_{62}\text{Sm}$	334	48ps	[2]		-1.31 <sup>P</sup> 19	72Cl12, 71Cl13	CExRO		CEx with $^4\text{He}$ , $^{16}\text{O}$ , $^{32}\text{S}$ ; used $Q_{2+}^{152} = -1.653\text{b}$
$^{152}_{62}\text{Sm}$	122	1.4ns	[2]		-1.8 6	65Go06	CExRO		CEx with $^{16}\text{O}$
$^{152}_{62}\text{Sm}$	122	1.4ns	[2]		-1.65 19	70Ka45	CExRO		CEx with $\sim 23\text{MeV } ^{16}\text{O}$
$^{152}_{62}\text{Sm}$	122	1.4ns	[2]		-1.82 <sup>P</sup> 12	71Cl13	CExRO		CEx with $^4\text{He}$ , $^{16}\text{O}$ , $^{32}\text{S}$
$^{166}_{68}\text{Er}$	80.6	1.82ns	[2]		-2.87 95	70Ka45	CExRO		CEx with $\sim 35\text{MeV } ^{16}\text{O}$
$^{166}_{68}\text{Er}$	265	120ps	[4]		-2.67 <sup>P</sup> ‡ 90	69Mc20	CExRO		CEx with $^4\text{He}$ , $^{16}\text{O}$
$^{166}_{68}\text{Er}$	787	?	[2]		+2.00 <sup>P</sup> 32	69Mc20	CExRO		CEx with $^4\text{He}$ , $^{16}\text{O}$
$^{168}_{68}\text{Er}$	264	120ps	[4]		-2.2 <sup>P</sup> 10	70Mc27	CExRO		CEx with $^4\text{He}$ , $^{16}\text{O}$ on $^{168}\text{Er}$

Table K: Nuclear Moments by Coulomb Excitation Reorientation and Inelastic Electron-Scattering - Continued

Nucleus	Level (keV)	$T_{1/2}$	$I$	$\mu$ or $\Omega$	$Q$	Refer.	Method	Measured Quantity	Environment and Comments
$^{170}_{68}\text{Er}$	79	2.0ns	[2]		$-1.95^{\text{p}\dagger} 26$	72Ke22	CExRO		CEx with $^{81}\text{Br}$
								‡No appreciable higher-state corrections needed	
$^{170}_{68}\text{Er}$	261	135ps	[4]		$-2.2^{\text{p}} 10$	70Mc27	CExRO		CEx with $^4\text{He}, ^{16}\text{O}$ on $^{170}\text{Er}$
$^{172}_{70}\text{Yb}$	260	132ps	[4]		$-2.3^{\text{p}} 12$	70Mc27	CExRO		CEx with $^4\text{He}, ^{16}\text{O}$ on $^{172}\text{Yb}$
$^{174}_{70}\text{Yb}$	252	?	[4]		$-1.8^{\text{p}} 12$	70Mc27	CExRO		CEx with $^4\text{He}, ^{16}\text{O}$ on $^{174}\text{Yb}$
$^{176}_{70}\text{Yb}$	270	?	[4]		$-0.93^{\text{p}} 120$	70Mc27	CExRO		CEx with $^4\text{He}, ^{16}\text{O}$ on $^{176}\text{Yb}$
$^{186}_{74}\text{W}$	399	25ps	[4]		$-2.6^{\text{p}} 13$	70Mc27	CExRO		CEx with $^4\text{He}, ^{16}\text{O}$ on $^{186}\text{W}$
$^{186}_{74}\text{W}$	730	4.2ps	[2]		$+0.74 42$	69Mc20	CExRO		CEx with $^4\text{He}, ^{16}\text{O}$
$^{184}_{76}\text{Os}$	?	?	[2]		$-2.4^{\text{p}} 11$	71La24	CExRO		Relative to $Q_{2+}^{18, 8, 190, 192}(70\text{Pr}09)$
$^{186}_{76}\text{Os}$	137	840ps	[2]		$\pm 1.47^{\text{p}} 54$	71La24	CExRO		Relative to $Q_{2+}^{18, 8, 190, 192}(70\text{Pr}09)$
$^{188}_{76}\text{Os}$	155	710ps	[2]		$-0.39 38$	70Pr09	CExRO		CEx with $^4\text{He}, ^{16}\text{O}$
					or $-1.31 34$				
$^{190}_{76}\text{Os}$	187	350ps	[2]		$+0.27 12$	70Pr09	CExRO		CEx with $^4\text{He}, ^{16}\text{O}$
					or $-0.99 13$				
$^{192}_{76}\text{Os}$	206	280ps	[2]		$+1.22 19$	70Pr09	CExRO		CEx with $^4\text{He}, ^{16}\text{O}$
					or $-0.41 20$				
$^{194}_{78}\text{Pt}$	328	35ps	[2]		$+0.64 16$	69Gl08	CExRO		CEx with $^{16}\text{O}, ^1\text{H}$ on $^{194}\text{Pt}$
					or $+0.87 18$				
$^{196}_{78}\text{Pt}$	356	35ps	[2]		$+0.51 18$	69Gl08	CExRO		CEx with $^{16}\text{O}, ^1\text{H}$ on $^{196}\text{Pt}$
					or $+0.58 18$				
$^{198}_{78}\text{Pt}$	408	19ps	[2]		$+1.22 50$	69Gl08	CExRO		CEx with $^{16}\text{O}, ^1\text{H}$ on $^{198}\text{Pt}$
$^{208}_{82}\text{Pb}$	2615	15ps	[3]		$-1.3 6$	69Ba51	CExRO		CEx with $^4\text{He}, ^{16}\text{O}$
$^{208}_{82}\text{Pb}$	2615	15ps	[3]		$-1.1^{\text{p}\dagger} 4$	72Ba88	CExRO	‡For $Q_{2+}^{206} = 0$	CEx with $^{12}\text{C}, ^{20}\text{Ne}, ^{32}\text{S}, ^{40}\text{Ar}$ on Pb; measured relative $\gamma$ -yields
					or $-0.9^{\text{p}\dagger} 4$			or $-0.36 \text{ b}$	

\* Polarization or Sternheimer correction included

° Recalculation of earlier data

<sup>i</sup> Intrinsic quadrupole moment

<sup>p</sup> Preliminary value from meeting abstract, report, thesis, or private communication

## 6. References

The references are listed here according to their alphanumeric code number. The first two digits represent the year of publication. The two letters that follow are the first two letters of the first surname. Compound surnames, such as those beginning with de, Van, von, zu, are alphabetized by the first two letters of the compound name, e.g. De, Va, Vo, Zu. The digits that follow are merely ordering numbers.

The references before 1960 had originally been

given single letter codes, as they appear in the tables. The Nuclear Data Project reference numbers have all been converted to two letter (six alphanumeric) codes, which keep the same ordering number for numbers below 100. For those above 100, the hundreds digit has been dropped, while 100 becomes 10. Since there are less than 10 references with the same letter for any year before 1960 in our table, it will not be difficult to find the correct reference.

- 24Pa01 W. Pauli, Jr. - Naturwissenschaften 12, 741 (1924)
- 27De01 D.M. Dennison - Proc. Roy. Soc. (London) 115A, 483 (1927)
- 27Go01 S. Goudsmit, E. Back - Z. Physik 43, 321 (1927)
- 27Ha01 H. Hansen - Naturwissenschaften 15, 163 (1927)
- 28Ba01 E. Back, S. Goudsmit - Z. Physik 47, 174 (1928)
- 28Or01 L.S. Ornstein, W.R. van Wijk - Z. Physik 49, 315 (1928)  
Untersuchungen über das negative Stickstoffbandenspektrum
- 29Ga01 H.G. Gale, G.S. Monk - Astrophys. J. 69, 77 (1929)
- 29Mu01 R.S. Mulliken - Trans. Faraday Soc. 25, 634 (1929)
- 29Sc01 H. Schuler, H. Bruck - Z. Physik 56, 291 (1929)
- 29Wh01 H.E. White - Phys. Rev. 34, 1397 (1929)
- 30Br01 T.L. de Bruin - Nature 125, 414 (1930)  
The Moment of the Bromine Nucleus
- 30Ch01 W.H.J. Childs, R. Mecke - Z. Physik 64, 162 (1930)
- 30Ha01 A. Harvey, P.A. Jenkins - Phys. Rev. 35, 789 (1930)
- 30He02 K. Hedfeld, R. Mecke - Z. Physik 64, 151 (1930)
- 30Wh01 H.E. White, R. Ritschl - Phys. Rev. 35, 208 (1930); Erratum Phys. Rev. 35, 1146 (1930)  
Hyperfine Structure in the Spectra of Neutral Manganese
- 31Fr01 S. Frisch - Z. Physik 71, 89 (1931)
- 31Ko01 H. Kopfermann - Z. Physik 73, 437 (1931)  
Über die Bestimmung des mechanischen Moments des Cäsiumkernes aus der Hyperfeinstruktur einigen Cs<sup>+</sup>-Linien
- 31Me01 W.F. Meggers, A.S. King, R.F. Bacher - Phys. Rev. 38, 1258 (1931)
- 31Mu02 K. Murakawa - Z. Physik 72, 793 (1931)  
Untersuchungen über die Hyperfeinstruktur von Spektrallinien
- 31Na01 S.M. Naude, A. Christy - Phys. Rev. 37, 490 (1931)
- 31Sc01 H. Schuler, J.E. Keyston - Z. Physik 67, 433 (1931)
- 31Sc02 H. Schuler, J.E. Keyston - Z. Physik 70, 1 (1931)
- 31Sc03 H. Schuler, J.E. Keyston - Z. Physik 72, 423 (1931)  
Hyperfeinstrukturen und Kernmomente des Quecksilbers
- 31To01 S. Tolansky - Proc. Roy. Soc. (London) 130A, 558 (1931)
- 31Ze01 P. Zeeman, J.G. Gisolf, T.L. de Bruin - Nature 128, 637 (1931)
- 32Ba01 J.S. Badami - Z. Physik 79, 206 (1932)  
Hyperfeinstrukturen im Antimonfunkenpektrum und die Kernmomente der Antimon-Isotopen
- 32Gr03 L.P. Granath - Phys. Rev. 42, 44 (1932)  
The Nuclear Spin and Magnetic Moment of Li<sup>7</sup>
- 32Ja02 D.A. Jackson - Z. Physik 75, 223 (1932)
- 32Ja04 D.A. Jackson - Z. Physik 75, 229 (1932)  
Das Kernmoment des Galliums
- 32Ko01 H. Kopfermann - Z. Physik 75, 363 (1932)  
Über die Kernmomente der drei Bleisotope
- 32Mu06 K. Murakawa - Sci. Papers, Inst. Phys. Chem. Res. (Tokyo) 18, 304 (1932)
- 32Ri02 R. Ritschl - Z. Physik 79, 1 (1932)  
Die Hyperfeinstruktur des Bogenlinien und das Kernmoment von Kupfer
- 32To01 S. Tolansky - Proc. Roy. Soc. (London) 137A, 541 (1932)  
The Nuclear Spin of Arsenic
- 32To02 S. Tolansky - Proc. Roy. Soc. (London) 136A, 585 (1932)  
Fine Structure in the Arc Spectra of Bromine and Iodine
- 33As01 M.F. Ashley - Phys. Rev. 44, 919 (1933)
- 33Ca02 J.S. Campbell - Nature 131, 204 (1933)  
Nuclear Moments of the Gallium Isotopes 69 and 71
- 33Ca04 J.S. Campbell - Z. Physik 84, 393 (1933)
- 33Gi02 J.H. Gisolf, P. Zeeman - Nature 132, 566 (1933)  
Nuclear Moment of Tantalum
- 33Gr03 L.P. Granath, C.M. Van Atta - Phys. Rev. 44, 935 (1933)
- 33Ja03 D.A. Jackson - Z. Physik 80, 59 (1933)
- 33Jo02 E.G. Jones - Proc. Phys. Soc. (London) 45, 625 (1933)
- 33Jo04 J. Joffe, H.C. Urey - Phys. Rev. 43, 761 (1933)
- 33Ko01 H. Kopfermann - Z. Physik 83, 417 (1933); See Also 36Ko05  
Hyperfeinstruktur und Kernmomente des Rubidiums
- 33Ko02 H. Kopfermann, N. Wieth-Kundsen - Z. Physik 85, 353 (1933)  
Hyperfeinstruktur und Kernmomente des Kryptons
- 33Le02 G.N. Lewis, M.F. Ashley - Phys. Rev. 43, 837 (1933)
- 33Mc01 E. McMillan, N.S. Grace - Phys. Rev. 44, 949 (1933)
- 33Ra02 S. Rafalowski - Acta Phys. Polon. 2, 119 (1933)  
Über die Kernmomente der Te- und Se-Isotopen
- 33Sc03 H. Schuler, H. Westmeyer - Naturwissenschaften 21, 660 (1933)  
Das Kernmoment des Zinns

- 34An02 O.E.Anderson - Phys.Rev. 45, 685 (1934)  
 34Ba01 S.S.Ballard - Phys.Rev. 46, 806 (1934)  
 34Co04 V.W.Cohen - Phys.Rev. 46, 713 (1934)  
 The Nuclear Spin of Caesium  
 34Cr03 M.F.Crawford, S.Bateson - Can.J.Research 10, 693 (1934)  
 Nuclear Moments of Antimony Isotopes - Discussion of Lande's Theory  
 34De01 P.Debye - Physik.Z. 35, 923 (1934)  
 Die magnetische Methode zur Erzeugung tiefster Temperaturen  
 34El02 A.Ellett, N.P.Heydenburg - Phys.Rev. 46, 583 (1934)  
 34Go01 C.J.Gorter - Physik.Z. 35, 928 (1934)  
 Discussion Following Paper by 34De01  
 34Gr04 N.S.Grace, K.R.More - Phys.Rev. 45, 166 (1934)  
 Isotope Displacement and Hyperfine Structure in the Arc Spectra of Chromium,  
 Molybdenum and Tungsten  
 34He03 N.P.Heydenburg - Phys.Rev. 46, 802 (1934)  
 34Ja02 D.A.Jackson - Proc.Roy.Soc.(London) 143A, 455 (1934)  
 34Jo01 E.G.Jones - Proc.Roy.Soc.(London) 144A, 587 (1934)  
 34Ko01 H.Kopfermann, E.Rasmussen - Z.Physik 92, 82 (1934)  
 Uber das Kernmoment des Scandiums  
 34Ko02 H.Kopfermann, E.Rindal - Z.Physik 87, 460 (1934)  
 34Mu03 G.M.Murphy, H.Johnston - Phys.Rev. 46, 95 (1934)  
 The Nuclear Spin of Deuterium  
 34Ol01 E.Olsson - Z.Physik 90, 138 (1934)  
 34Pa01 F.Paschen, I.S.Campbell - Naturwissenschaften 22, 136 (1934)  
 34Ra01 I.I.Rabi, V.W.Cohen - Phys.Rev. 46, 707 (1934)  
 34Sc01 H.Schuler, T.Schmidt - Naturwissenschaften 22, 758 (1934)  
 34Sc02 H.Schuler, H.Gollnow - Naturwissenschaften 22, 730 (1934)  
 34Sc03 H.Schuler, T.Schmidt - Naturwissenschaften 22, 838 (1934)  
 Uber die Kernmomente von Thulium ( $Tu^{169}$ ), Yttrium ( $Y^{89}$ ) und Rhodium ( $Rh^{103}$ )  
 34Sc04 H.Schuler, H.Gollnow - Naturwissenschaften 22, 511 (1934)  
 34Sc05 H.Schuler - Z.Physik 88, 323 (1934)  
 34To01 S.Tolansky - Proc.Roy.Soc.(London) 144A, 574 (1934)  
 The Nuclear Spin of Tin  
 35Fo03 M.Fox, I.I.Rabi - Phys.Rev. 48, 746 (1935)  
 35Fu06 B.Fuchs, H.Kopfermann - Naturwissenschaften 23, 372 (1935)  
 35Gi01 J.H.Gisolf - Dissertation, Amsterdam (1935)  
 35Ko05 H.Kopfermann, E.Rasmussen - Z.Physik 94, 58 (1935)  
 Uber das mechanische Moment des Kobaltkernes  
 35Mi08 S.Millman - Phys.Rev. 47, 739 (1935); See Also 35Fo03  
 On the Nuclear Spins and Magnetic Moments of the Principal Isotopes of  
 Potassium  
 35Mo07 K.R.More - Phys.Rev. 47, 256A (1935)  
 The Nuclear Magnetic Moment of Cobalt  
 35Ra01 E.Rasmussen - Naturwissenschaften 23, 69 (1935)  
 35Sc01 H.Schuler, T.Schmidt - Z.Physik 94, 457 (1935)  
 35Sc02 H.Schuler, T.Schmidt - Naturwissenschaften 23, 69 (1935)  
 35Sc04 H.Schuler, T.Schmidt - Z.Physik 98, 430 (1935); See Also 38Sc10 ( $Bi^{209}$ )  
 Bemerkungen zu den elektrischen Quadrupolmomenten einiger Atomkerne und dem  
 magnetischen Moment des protons  
 35St06 R.K.Stranathan, L.P.Granath - Phys.Rev. 47, 801 (1935)  
 The Hyperfine Structure and Nuclear Magnetic Moment of Caesium  
 35Ve01 B.Venkatesachar, L.Sibaiya - Proc.Indian Acad.Sci. 2A, 203 (1935)  
 36Go03 H.Gollnow - Z.Physik 103, 443 (1936)  
 Uber ein zweites Isotop des Cassiopeiiums und uber das magnetische Moment und  
 Quadrupolmoment des  $^{175}Cp$ -Kernes  
 36Ja01 B.Jaeckel - Z.Physik 100, 513 (1936)  
 36Ko04 H.Kopfermann, E.Rasmussen - Z.Physik 98, 624 (1936)  
 Uber die Hyperfeinstruktur einiger Vanadiummultiplette  
 36Ko05 H.Kopfermann, H.Kruger - Z.Physik 103, 485 (1936)  
 36Ma03 J.H.Manley - Phys.Rev. 49, 921 (1936)  
 36Mi01 S.Millman, M.Fox - Phys.Rev. 50, 220 (1936)  
 36Ol01 E.Olsson - Z.Physik 100, 656 (1936)  
 36Sc05 H.Schuler, M.Marketu - Z.Physik 102, 703 (1936)  
 Quadrupolmoment und magnetisches Moment von  $^{75}As$   
 36Sc07 H.Schuler, T.Schmidt - Z.Physik 100, 113 (1936)  
 Uber das elektrische Quadrupolmoment und das Magnetische Moment von  $^{63}Cu$  und  
 $^{65}Cu$   
 36Sc08 T.Schmidt - Z.Physik 101, 486 (1936)  
 36Sc10 H.Schuler, H.Korsching - Z.Physik 103, 434 (1936)  
 37Ba08 R.F.Bacher, D.H.Tomboulia - Phys.Rev. 52, 836 (1937)



- 37Be09 A.N.Benson, R.A.Sawyer - Phys.Rev. 52, 1127 (1937)
- 37Ja01 D.A.Jackson, H.Kuhn - Proc.Roy.Soc.(London) 158A, 372 (1937)  
The Hyperfine Structure and Zeeman Effect of the Resonance Lines of Silver
- 37Ja02 D.A.Jackson, H.Kuhn - Nature 140, 276 (1937)
- 37Ko02 H.Kopfermann, H.Wittke - Z.Physik 105, 16 (1937)  
Über das magnetische Moment des Scandiumkernes
- 37Ko03 H.Kopfermann, H.Kruger - Z.Physik 105, 389 (1937)
- 37Ly07 J.M.Lyshede, E.Rasmussen - Z.Physik 104, 434 (1937)  
Über die Kernmomente des Zinkisotops  $Zn^{67}$
- 37Ma06 J.H.Manley, S.Millman - Phys.Rev. 51, 19 (1937)  
The Nuclear Spin and Magnetic Moment of  $Li^6$
- 37Sc09 J.Schwinger - Phys.Rev. 52, 1250 (1937)  
On the Spin of the Neutron
- 37Sc11 H.Schuler, T.Schmidt - Z.Physik 104, 468 (1937)
- 37Sc12 H.Schuler, H.Korsching - Z.Physik 105, 168 (1937)  
Eine Gesetzmäßigkeit beim Aufbau des Atomkerns und Bestimmung des  
Quadrupolmomentes von  $^{187}Re$  und  $^{185}Re$
- 37To03 S.Tolansky, E.Lee - Proc.Roy.Soc.(London) 158A, 110 (1937)
- 37To04 H.C.Torrey - Phys.Rev. 51, 501 (1937)
- 38He05 M.Heyden, H.Kopfermann - Z.Physik 108, 232 (1938)
- 38He06 M.Heyden, R.Ritschl - Z.Physik 108, 739 (1938)
- 38Ko02 H.Korsching - Z.Physik 109, 349 (1938); See Also 38Sc10  
Quadrupolmoment von  $^{83}Kr$ ,  $^{131}Xe$  und mechanisches Moment von  $^{83}Kr$
- 38Mi05 S.Millman, I.I.Rabi, J.R.Zacharias - Phys.Rev. 53, 384 (1938)
- 38Mu06 K.Murakawa - Z.Physik 109, 162 (1938)
- 38Po08 P.N.Powers - Phys.Rev. 54, 827 (1938)
- 38Sc09 T.Schmidt - Z.Physik 108, 408 (1938); See Also 38S10
- 38Sc10 H.Schuler, J.Roig, H.Korsching - Z.Physik 111, 165 (1938)  
Mechanische Momente von  $^{171}, ^{173}Yb$ , Quadrupolmoment von  $^{173}Yb$  und  
Haufigkeitsverhältnis von  $^{173}Yb/^{171}Yb$
- 38Sc11 H.Schuler, H.Korsching - Z.Physik 111, 386 (1938)
- 39El03 R.M.Elliott, J.Wulff - Phys.Rev. 55, 170 (1939)
- 39Fi03 R.A.Fisher, E.R.Peck - Phys.Rev. 55, 270 (1939)  
Hyperfine Structure of Manganese I and Nuclear Magnetic Moment
- 39Ha12 D.R.Hamilton - Phys.Rev. 56, 30 (1939)
- 39Ke12 J.M.B.Kellogg, I.I.Rabi, N.F.Ramsey, Jr., J.R.Zacharias - Phys.Rev. 56, 728  
(1939)  
The Magnetic Moments of the Proton and the Deuteron. The Radiofrequency  
Spectrum of  $H_2$  in Various Magnetic Fields
- 39Kr11 H.Kruger - Z.Physik 111, 467 (1939)
- 39Ku07 P.Kusch, S.Millman - Phys.Rev. 56, 527 (1939)  
On the Nuclear Magnetic Moments of the Isotopes of Rubidium and Chlorine
- 39Ku09 P.Kusch, S.Millman, I.I.Rabi - Phys.Rev. 55, 666 (1939)
- 39Ku10 P.Kusch, S.Millman, I.I.Rabi - Phys.Rev. 55, 1176 (1939)  
The Nuclear Magnetic Moments of  $N^{14}$ ,  $Na^{23}$ ,  $K^{39}$  and  $Cs^{133}$
- 39Mi05 S.Millman, P.Kusch, I.I.Rabi - Phys.Rev. 56, 165 (1939)  
On the Nuclear Magnetic Moments of the Boron Isotopes
- 39Mi08 S.Millman, P.Kusch - Phys.Rev. 56, 303 (1939)
- 39Sc14 H.Schuler, H.Gollnow - Z.Physik 113, 1 (1939)  
Über das mechanische und magnetische Moment und über das Quadrupolmoment des  
seltenen  $^{176}Cp$ -Kernes
- 39Sc15 T.Schmidt - Z.Physik 112, 199 (1939)
- 40Ha20 D.R.Hamilton - Phys.Rev. 58, 122 (1940)  
On Directional Correlation of Successive Quanta
- 40Ke10 J.M.B.Kellogg, I.I.Rabi, N.F.Ramsey, Jr. - Phys.Rev. 57, 677 (1940)  
An Electrical Quadrupole Moment of the Deuteron. The Radiofrequency Spectra  
of  $HD$  and  $D_2$  Molecules in a Magnetic Field
- 40Mr10 S.Mrozowski - Phys.Rev. 57, 207 (1940)
- 40Sc09 T.Schmidt - Naturwissenschaften 28, 565 (1940)
- 40To03 D.H.Tomboulia, R.F.Bacher - Phys.Rev. 58, 52 (1940)
- 40Wi08 H.Wittke - Z.Physik 116, 547 (1940)
- 40Wo10 R.W.Wood, G.H.Dieke - J.Chem.Phys. 8, 351 (1940)  
The Negative Bands of the Heavy Nitrogen Molecules
- 40Za02 J.R.Zacharias, J.M.B.Kellogg - Phys.Rev. 57, 570A (1940)  
The Nuclear Magnetic Moment of  $N^{15}$
- 41Ha14 R.H.Hay - Phys.Rev. 60, 75 (1941)  
The Nuclear Magnetic Moments of  $C^{13}$ ,  $Ba^{135}$  and  $Ba^{137}$
- 41La03 W.E.Lamb, Jr. - Phys.Rev. 60, 817 (1941)
- 41Mi08 S.Millman, P.Kusch - Phys.Rev. 60, 91 (1941)  
On the Precision Measurement of Nuclear Magnetic Moments by the Molecular  
Beam Magnetic Resonance Method

- 42Ha07 T.C.Hardy, S.Millman - Phys.Rev. 61, 459 (1942)  
Radiofrequency Spectrum of Indium. Nuclear Spin of In<sup>113</sup>
- 43Sc15 T.Schmidt - Z.Physik 121, 63 (1943)
- 46Co10 D.K.Coles, W.E.Good - Phys.Rev. 70, 979 (1946); See Also 47Fe14  
Stark and Zeeman Effects in the Inversion Spectrum of Ammonia
- 46Go05 G.Goertzel - Phys.Rev. 70, 897 (1946)  
Angular Correlation of Gamma-Rays
- 46Ke05 J.B.M.Kellogg, S.Millman - Revs.Modern Phys. 18, 323 (1946)  
Molecular Beam Magnetic Resonance Method: The Radiofrequency of Atoms and Molecules
- 47An09 H.L.Anderson, A.Novick - Phys.Rev. 71, 372 (1947)  
Magnetic Moment of the Triton
- 47Bl31 F.Bloch, A.C.Graves, M.Packard, R.W.Spence - Phys.Rev. 71, 373 (1947)  
Spin and Magnetic Moment of Tritium
- 47Bl32 F.Bloch, A.C.Graves, M.Packard, R.W.Spence - Phys.Rev. 71, 551 (1947); See Also 47Bl31
- 47Br24 S.B.Brody, W.A.Nierenberg, N.F.Ramsey - Phys.Rev. 72, 258 (1947)  
Nuclear Moments of the Bromine Isotopes
- 47Fe14 B.T.Feld - Phys.Rev. 72, 1116 (1947)
- 47Go20 W.Gordy, A.G.Smith, J.W.Simmons - Phys.Rev. 72, 249 (1947)  
Analysis of the Hyperfine Structure in the Microwave Spectrum of the Symmetric Top Molecule CH<sub>3</sub>I
- 47Me27 W.W.Meeks, R.A.Fisher - Phys.Rev. 72, 451 (1947)  
Hyperfine Structure and Nuclear Moments of Cb<sup>93</sup>
- 47Po16 R.V.Pound - Phys.Rev. 72, 1273 (1947)  
The Nuclear Magnetic Moments of Bromine
- 47To16 C.H.Townes, A.N.Holden, J.Bardeen, F.R.Merritt - Phys.Rev. 71, 644 (1947)  
The Quadrupole Moments and Spins of Br, Cl, and N Nuclei
- 47To19 S.Tolansky - High Resolution Spectroscopy, Methuen and Co.Ltd., London (1947)
- 48Ar06 O.H.Arroe - Phys.Rev. 74, 1263A (1948)  
Hyperfine Structure of Zn<sup>67</sup>
- 48Be17 G.E.Becker, P.Kusch - Phys.Rev. 73, 584 (1948); See Also 50Ku10
- 48Bl29 F.Bloch, D.Nicodemus, H.H.Staub - Phys.Rev. 74, 1025 (1948)  
A Quantitative Determination of the Magnetic Moment in Units of the Proton Moment
- 48Bl32 N.Bloembergen, E.M.Purcell, R.V.Pound - Phys.Rev. 73, 679 (1948)  
Relaxation Effects in Nuclear Magnetic Resonance Absorption
- 48Da08 B.P.Dailey, K.Rusinov, R.G.Shulman, C.H.Townes - Phys.Rev. 74, 1245A (1948)  
Pure Rotational Spectrum of ASF<sub>3</sub>
- 48Go22 W.Gordy, J.W.Simmons, A.G.Smith - Phys.Rev. 74, 243 (1948)  
Nuclear Moments of B<sup>10</sup> and B<sup>11</sup>
- 48Go25 W.Gordy - Revs.Modern Phys. 20, 668 (1948); See Also 48Go22 (Br,I), 47Go20 (I)
- 48Je21 F.A.Jenkins - Phys.Rev. 74, 355 (1948)  
Nuclear Spins of the Carbon Isotopes
- 48Ko30 H.Kopfermann, D.Meyer - Z.Physik 124, 685 (1948)
- 48Po09 R.V.Pound - Phys.Rev. 73, 1112 (1948); Erratum (Ga) Phys.Rev. 74, 228 (1948); Q(Br<sup>79</sup>) Calculated from Widths Quoted in 47Po16 and Q(I<sup>127</sup>) = -0.79  
On the Nuclear Moments of I<sup>127</sup>, Ga<sup>69</sup>, Ga<sup>71</sup> and P<sup>31</sup>
- 48Po11 R.V.Pound - Phys.Rev. 73, 523 (1948)  
Magnetic Moments of Cu<sup>63</sup> and Cu<sup>65</sup>
- 48To08 F.S.Tomkins - Phys.Rev. 73, 1214 (1948)  
Hyperfine Structure in the Spectrum of Np<sup>237</sup>
- 48To10 C.H.Townes, A.N.Holden, F.R.Merritt - Phys.Rev. 74, 1113 (1948); See Also 47To16 (N,Br), 49To17 (Cl)  
Microwave Spectra of Some Linear X Y Z Molecules
- 48To13 C.H.Townes, S.Geschwind - Phys.Rev. 74, 626 (1948)  
Spins and Quadrupole Moment of S<sup>33</sup>
- 49An11 H.L.Anderson - Phys.Rev. 76, 1460 (1949)  
Precise Measurement of the Gyromagnetic Ratio of He<sup>3</sup>
- 49An12 D.A.Anderson - Phys.Rev. 76, 434 (1949)  
Magnetic Moment of B<sup>11</sup>
- 49Ar06 O.H.Arroe, J.E.Mack - Phys.Rev. 76, 873 (1949)  
Nuclear Spin 5/2 for Zr<sup>91</sup>
- 49Bi07 F.Bitter - Phys.Rev. 75, 1326A (1949)  
Magnetic Resonance Frequencies for Several Nuclei
- 49Br61 P.Brix - Z.Physik 126, 725 (1949)  
Eine Bemerkung zu den elektrischen Kernquadrupolemomenten der beiden Kupferisotope Cu 63 und Cu 65

- 49Br65 J. Brossel, A. Kastler - Compt. rend. 229, 1213 (1949)
- 49Co12 V. W. Cohen, W. S. Koski, T. Wentink, Jr. - Phys. Rev. 76, 703 (1949)  
Nuclear Spin and Quadrupole Coupling of  $S^{35}$
- 49Cr17 M. F. Crawford, N. Olson - Phys. Rev. 76, 1528 (1949)  
Nuclear Moments of  $Y^{89}$
- 49Cr18 M. F. Crawford, F. M. Kelly, A. L. Schawlow, W. M. Gray - Phys. Rev. 76, 1527 (1949)  
Nuclear Moments of  $Mg^{25}$
- 49Cr31 M. F. Crawford, J. Levinson - Can. J. Research 27A, 156 (1949)  
The Nuclear Moments of  $P^{31}$
- 49Da01 L. Davis, Jr., D. E. Nagle, J. R. Zacharias - Phys. Rev. 76, 1068 (1949)  
Atomic Beam Magnetic Resonance Experiments with Radioactive Elements  $Na^{22}$ ,  $K^{40}$ ,  $Cs^{135}$ , and  $Cs^{137}$
- 49Da14 L. Davis, Jr., B. T. Feld, C. W. Zabel, J. R. Zacharias - Phys. Rev. 76, 1076 (1949)  
The Hyperfine Structure and Nuclear Moments of the Stable Chlorine Isotopes
- 49Di13 W. C. Dickinson - Phys. Rev. 76, 1414 (1949)  
Magnetic Moment of  $La^{139}$
- 49Di25 W. C. Dickinson, T. F. Wimett - Phys. Rev. 75, 1769 (1949)  
The Magnetic Moment of  $Be^9$
- 49Di31 G. H. Dieke, F. S. Tomkins - Phys. Rev. 76, 283 (1949)  
The Molecular Spectrum of Hydrogen. The Fulcher Bands of  $TH$  and  $T_2$
- 49Do24 A. E. Douglas, G. Herzberg - Phys. Rev. 76, 1529 (1949)  
The Nuclear Spin of  $He^3$
- 49Gi25 D. A. Gilbert, A. Roberts, P. A. Griswold - Phys. Rev. 76, 1723 (1949)
- 49Gi28 O. R. Gilliam, H. D. Edwards, W. Gordy - Phys. Rev. 75, 1014 (1949)
- 49Go19 W. Gordy, O. R. Gilliam, R. Livingston - Phys. Rev. 76, 443 (1949)  
Nuclear Magnetic Moments from Microwave Spectra:  $I^{127}$  and  $I^{129}$
- 49Gu02 M. Gurevitch - Phys. Rev. 75, 767 (1949)  
On the Stability of Isobaric  $In^{115}-Sn^{115}$
- 49Kn24 W. D. Knight, V. W. Cohen - Phys. Rev. 76, 1421 (1949)  
The Nuclear Gyromagnetic Ratio of  $V^{51}$
- 49Ko21 J. Koch, E. Rasmussen - Phys. Rev. 76, 1417 (1949)  
Hyperfine Structure and Nuclear Spin of Kr-83 and Ne-21 Investigated
- 49Ku29 P. Kusch - Phys. Rev. 76, 138 (1949); See Also 52Lo30  
On the Sign of the Electric Quadrupole Moment of  $Li^7$
- 49Ku31 P. Kusch, A. K. Mann - Phys. Rev. 76, 707 (1949)  
A Precision Measurement of the Ratio of the Nuclear Values of  $Li^7$  and  $Li^6$
- 49Le15 H. Lew - Phys. Rev. 76, 1086 (1949)  
The Hyperfine Structure of the  $2P_{3/2}$  State of  $Al^{27}$ . The Nuclear Quadrupole Moment
- 49Li09 R. Livingston, O. R. Gilliam, W. Gordy - Phys. Rev. 76, 149 (1949)  
The Nuclear Spin and Quadrupole Moment of  $I^{129}$
- 49Lo21 W. Low, C. H. Townes - Phys. Rev. 75, 529 (1949)  
 $O^{17}$  and  $S^{36}$  in the Rotational Spectrum of OCS
- 49Ma47 J. E. Mack, O. H. Arroe - Phys. Rev. 76, 1002 (1949)  
Nuclear Spin 1/2 for  $Te^{123}$  and Isotope Shift in the Tellurium Spectrum
- 49Mu48 K. Murakawa, S. Suwa - Phys. Rev. 76, 433 (1949)  
Quadrupole Moment of  $Sb^{121}$  and  $Sb^{123}$
- 49Po08 H. L. Poss - Phys. Rev. 75, 600 (1949)  
On the Magnetic Moments of  $C^{13}$ ,  $F^{19}$ ,  $Tl^{203}$ ,  $Tl^{205}$
- 49Ro15 E. H. Rogers, H. H. Staub - Phys. Rev. 76, 980 (1949)  
The Signs of the Magnetic Moments of Neutron and Proton
- 49Si37 K. Siegbahn, G. Lindstrom - Arkiv Fysik 1, 193 (1949)  
The Nuclear Magnetic Moments of  $D^2$ ,  $Li^7$ , and  $F^{19}$  Studied by the Magnetic Resonance Absorption Method
- 49Si56 K. Siegbahn, G. Lindstrom - Nature 163, 211 (1949); See Also 49Si37  
Magnetic Moments of Deuterium-2, Lithium-7 and Fluorine-19
- 49St07 M. W. P. Strandberg, T. Wentink, Jr., A. G. Hill - Phys. Rev. 75, 827 (1949)
- 49Ta01 H. Taub, P. Kusch - Phys. Rev. 75, 1481 (1949)  
The Magnetic Moment of the Proton
- 49To09 C. H. Townes, J. M. Mays, B. P. Dailey - Phys. Rev. 76, 700 (1949)  
Evidence on Nuclear Moments of Stable Ge and Si Isotopes from Microwave Spectra
- 49To10 C. H. Townes, L. C. Aamodt - Phys. Rev. 76, 691 (1949)  
Nuclear Spin and Quadrupole Moment of  $Cl^{36}$
- 49To17 C. H. Townes, B. P. Dailey - J. Chem. Phys. 17, 782 (1949)  
Determination of Electronic Structure of Molecules from Nuclear Quadrupole Effects
- 49Zi02 J. R. Zimmerman, D. Williams - Phys. Rev. 76, 350 (1949)  
Determination of Nuclear Gyromagnetic Ratios I
- 50Ar51 O. H. Arroe - Phys. Rev. 79, 836 (1950)

- 50Bl73 F. Bloch, C.D. Jeffries - Phys. Rev. 80, 305 (1950); See Also 51Je10  
 50Bl86 B. Bleaney, H.E.D. Scovil - Proc. Phys. Soc. (London) 63A, 1369 (1950)  
 Nuclear Spins of Neodymium 143 and 145  
 50Br27 E.L. Brady, M. Deutsch - Phys. Rev. 78, 558 (1950)  
 Angular Correlation of Successive Gamma-Rays  
 50Br75 P. Brix, H. Kopfermann, W.v. Siemens - Naturwissenschaften 37, 397 (1950)  
 Über die Kernmomente der Iridium-Isotope  
 50Co57 V.W. Cohen, W.D. Knight, T. Wentink, Jr., W.S. Koski - Phys. Rev. 79, 191 (1950)  
 Nuclear Magnetic Resonance of  $Sb^{121}$  and  $Sb^{123}$   
 50Co65 T.L. Collins - Phys. Rev. 80, 103 (1950)  
 Nuclear Magnetic Resonance for  $K^{39}$   
 50Cr26 M.F. Crawford, A.L. Schawlow, F.M. Kelly, W.M. Gray - Can. J. Research 28A, 558 (1950)  
 An Atomic Beam Source and Spectrograph for Hyperfine Structure. Nuclear Moments of Silver  
 50Di10 W.C. Dickinson - Phys. Rev. 80, 563 (1950)  
 Hartree Computation of the Internal Diamagnetic Field for Atoms  
 50Fo08 G.R. Fowles - Phys. Rev. 78, 744 (1950)  
 Hyperfine Structure and Nuclear Spins of Tungsten and Tellurium  
 50Fr51 M. Fred, F.S. Tomkins, J.K. Brody - Phys. Rev. 79, 212A (1950)  
 The Spectrum of  $He^3$   
 50Ge05 S. Geschwind, H. Minden, C.H. Townes - Phys. Rev. 78, 174 (1950)  
 50Go10 W. Gordy, H. Ring, A.B. Burg - Phys. Rev. 78, 512 (1950)  
 Microwave Determination of the Structure of Borine Carbonyl and of the Nuclear Moments of the Stable Boron Isotopes  
 50Gu65 E.W. Guptill, W.J. Archibald, E.S. Warren - Can. J. Research 28A, 359 (1950)  
 50Ha67 M. Hamermesh, E. Eisner - Phys. Rev. 79, 888 (1950)  
 The Spin of the Neutron  
 50Hu15 D.M. Hunten - Phys. Rev. 78, 806 (1950)  
 Nuclear Magnetic Moment of  $Sc^{45}$   
 50Ka16 A. Kastler - J. phys. radium 11, 255 (1950)  
 50Ke55 K.G. Kessler - Phys. Rev. 79, 167 (1950)  
 The Hyperfine Structure of  $Ni^{61}$   
 50Ke59 F.M. Kelly, R. Richmond, M.F. Crawford - Phys. Rev. 80, 295 (1950)  
 50Ko09 J. Koch, E. Rasmussen - Phys. Rev. 77, 722 (1950)  
 Nuclear Spin and Isotope Shift of Xenon Investigated with Separated Isotopes  
 50Ku10 P. Kusch - Phys. Rev. 78, 615 (1950)  
 Nuclear Magnetic Moments of the Gallium Isotopes  
 50Ku69 H. Kuhn, G.K. Woodgate - Proc. Phys. Soc. (London) 63A, 830 (1950)  
 Hyperfine Structure and Nuclear Spin of  $Y^{89}$   
 50Le06 E.C. Levinthal - Phys. Rev. 78, 204 (1950)  
 Relative Nuclear Moments of  $H^1$  and  $H^2$   
 50Ma02 A.K. Mann, P. Kusch - Phys. Rev. 77, 427 (1950)  
 The Hyperfine Structure of the Stable Isotopes of Indium  
 50Ma50 J.E. Mack - Revs. Modern Phys. 22, 64 (1950)  
 A Table of Nuclear Moments, January 1950  
 50Ne03 G.F. Newell - Phys. Rev. 78, 711 (1950)  
 The Electric Quadrupole Moment of the Deuteron  
 50Oc01 S.A. Ochs, R.A. Logan, P. Kusch - Phys. Rev. 78, 184 (1950)  
 50Po15 R.V. Pound, W.D. Knight - Rev. Sci. Instr. 21, 219 (1950)  
 A Radiofrequency Spectrograph and Simple Magnetic-Field Meter  
 50Po66 R.V. Pound - Phys. Rev. 79, 685 (1950)  
 50Pr06 W.G. Proctor, F.C. Yu - Phys. Rev. 77, 716 (1950)  
 On the Magnetic Moments of  $Mn^{55}$ ,  $Co^{59}$ ,  $Cl^{37}$ ,  $N^{15}$  and  $N^{14}$   
 50Pr51 W.G. Proctor - Phys. Rev. 79, 35 (1950)  
 On the Magnetic Moments of  $Tl^{203}$ ,  $Tl^{205}$ ,  $Sn^{115}$ ,  $Sn^{117}$ ,  $Sn^{119}$ ,  $Cd^{111}$ ,  $Cd^{113}$  and  $Pb^{207}$   
 50Sh51 J. Sheridan, W. Gordy - Phys. Rev. 79, 513 (1950)  
 The Nuclear Quadrupole Moment of  $N^{14}$  and the Structure of Nitrogen Trifluoride from Microwave Spectra  
 50Sh58 R.E. Sheriff, D. Williams - Phys. Rev. 79, 175 (1950)  
 The Nuclear Magnetic Moment of Scandium<sup>45</sup>  
 50Si31 J.W. Simmons, W.E. Anderson, W. Gordy - Phys. Rev. 77, 77 (1950)  
 Microwave Spectrum and Molecular Constants of Hydrogen Cyanide  
 50Sm56 D.F. Smith, M. Tidwell, D.V.P. Williams - Phys. Rev. 79, 1007 (1950)  
 50St32 R. Sternheimer - Phys. Rev. 80, 102 (1950)  
 On Nuclear Quadrupole Moments  
 50St88 H.H. Staub, E.H. Rogers - Helv. Phys. Acta 23, 63 (1950); See Also 49Ro15  
 The Signs of the Magnetic Moments of Neutron and Proton  
 50Th06 H.A. Thomas - Phys. Rev. 80, 901 (1950)  
 The Diamagnetic Correction for Protons in Water and Mineral Oil

- 50Th07 H.A.Thomas, R.L.Driscoll, J.A.Hipple - Phys.Rev. 78, 787 (1950)  
Measurement of the Proton Moment in Absolute Units
- 50We03 M.T.Weiss, M.W.P.Strandberg, R.B.Lawrance, C.C.Loomis - Phys.Rev. 78, 202 (1950)  
On the Nuclear Spin of  $B^{10}$
- 51Ab28 A.Abragam, M.H.L.Pryce - Proc.Roy.Soc.(London) 206A, 164 (1951)
- 51Ad27 N.I.Adams, T.F.Wimett, F.Bitter - MIT Res.Lab. Electronics Quarterly Prog.Rept., p.30 (April 1951)
- 51Ad31 N.I.Adams,III, T.F.Wimett, F.Bitter - Phys.Rev. 82, 343A (1951)
- 51Al08 F.Alder, F.C.Yu - Phys.Rev. 81, 1067 (1951)  
On the Spin and Magnetic Moment of  $O^{17}$
- 51Al11 F.Alder, F.C.Yu - Phys.Rev. 82, 105 (1951)  
On the Magnetic Moments of  $Mg^{25}$ ,  $Re^{185}$ ,  $Re^{187}$  and  $Be^9$
- 51Ar29 H.Arroe - Studier over Spectralliniers Struktur, Nordisk Bogtrykkeri, Copenhagen (1951)
- 51Be82 G.J.Bene - Helv.Phys.Acta 24, 367 (1951)  
Contribution a l'Etude des Moments Magnetiques Nucleaires
- 51Be98 G.Becker - Z.Physik 130, 415 (1951)  
Zum Verhaltnis der Kernquadrupolmomente der Kupferisotope
- 51Bl09 B.Bleaney, H.E.D.Scovil - Proc.Phys.Soc.(London) 64A, 204 (1951)  
Nuclear Spin of Erbium 167
- 51Bl30 B.Bleaney, D.J.E.Ingram - Proc.Roy.Soc.(London) 205A, 336 (1951)  
The Paramagnetic Resonance Spectra of Two Salts of Manganese
- 51Bl38 B.Bleaney, D.J.E.Ingram - Proc.Roy.Soc.(London) 208A, 143 (1951)
- 51Bl43 B.Bleaney, D.J.E.Ingram, H.E.D.Scovil - Proc.Phys.Soc.(London) 64A, 601 (1951)  
Paramagnetic Resonance in Vanadous Ammonium Sulphate
- 51Bl74 B.Bleaney, K.D.Bowers - Proc.Phys.Soc.(London) 64A, 1135 (1951)  
Nuclear Spin of  $^{53}Chromium$
- 51Br32 P.Brix, H.Kopfermann, R.Martin, W.Walcher - Z.Physik 130, 88 (1951)  
Die Isotopieverschiebung im Spektrum des Silbers und die magnetischen Kernmomente des  $Ag^{107}$  und  $Ag^{109}$
- 51Da28 C.F.Davis, A.F.Kip, R.Malvano - Atti accad.Nazl.Lincei, Rend., Classe sci.fis.mat.e nat. 11, 77 (1951); Nucl.Sci.Abstr. 6, 455, Abstr. 3679 (1952)  
Paramagnetic Resonance at Very Low Temperatures in Hydrated Praseodymium Chloride
- 51De13 H.G.Dehmelt, H.Kruger - Z.Physik 129, 401 (1951)
- 51De15 H.G.Dehmelt, H.Kruger - Z.Physik 130, 385 (1951)  
Uber des Quadrupolresonanzspektrum in kristallinen Antimontrichlorid und das Verhaltnis der Antimonkernquadrupolmomente
- 51De16 H.G.Dehmelt - Z.Physik 130, 480 (1951)  
Quadrupolresonanzfrequenzen des kristallinen Broms
- 51Ga31 J.H.Gardner - Phys.Rev. 83, 996 (1951)  
Measurement of the Magnetic Moment of the Proton in Bohr Magnetons
- 51Ge06 S.Geschwind, R.Gunther-Mohr, C.H.Townes - Phys.Rev. 81, 288 (1951)
- 51Go37 W.Gordy - J.Chem.Phys. 19, 792 (1951)  
Interpretation of Nuclear Quadrupole Coupling in Molecules
- 51Ha50 J.Hatton, B.V.Rollin, E.F.W.Seymour - Phys.Rev. 83, 672 (1951)  
Nuclear Magnetic Resonance Measurements on  $Be^9$ ,  $Al^{27}$  and  $Si^{29}$  in Beryl
- 51Hu54 D.M.Hunten - Can.J.Phys. 29, 463 (1951)  
Nuclear Magnetic Moment of Scandium, Mass 45
- 51Ja20 V.Jaccarino, J.G.King - Phys.Rev.83, 471 (1951)  
On the Ratio of the Nuclear Magnetic and Electric Quadrupole Interactions for Atomic  $Cl^{35}$  and  $Cl^{37}$
- 51Je10 C.D.Jeffries - Phys.Rev. 81, 1040 (1951)  
A Direct Determination of the Magnetic Moment of the Protons in Units of the Nuclear Magneton
- 51Jo21 C.M.Johnson, W.Gordy, R.Livingston - Phys.Rev. 83, 1249 (1951)
- 51Ka25 T.Kanda, Y.Masuda, R.Kusaka, Y.Yamagata, J.Itoh - Phys.Rev. 83, 1066 (1951)
- 51Ki31 J.G.King, V.Jaccarino - Phys.Rev. 84, 852 (1951)
- 51Kr51 H.Kruger - Z.Physik 130, 371 (1951)
- 51Ku41 H.Kuhn, G.K.Woodgate - Proc.Phys.Soc.(London) 64A, 1090 (1951)  
Nuclear Spin and Magnetic Moment of Rhodium  $^{103}Rh$
- 51Li09 R.Livingston - Phys.Rev. 82, 289 (1951)  
The Quadrupole Moment Ratio of  $Cl^{35}$  and  $Cl^{37}$  from Pure Quadrupole Spectra
- 51Lo24 C.C.Loomis, M.W.P.Strandberg - Phys.Rev. 81, 798 (1951)  
Microwave Spectrum of Phosphine, Arsine, and Stibene
- 51Lo28 R.A.Logan, P.Kusch - Phys.Rev. 81, 280 (1951)  
On the Nuclear Magnetic Moment of  $Na^{23}$

- 51Mi20 S.L.Miller, A.Javan, C.H.Townes - Phys.Rev. 82, 454 (1951)  
The Spin of  $O^{18}$
- 51Pr02 W.G.Proctor, F.C.Yu - Phys.Rev. 81, 20 (1951)  
On the Nuclear Magnetic Moments of Several Stable Isotopes
- 51Sc07 N.A.Schuster, G.E.Pake - Phys.Rev. 81, 157 (1951)  
The Electric Quadrupole Moment of  $Li^6$
- 51Sc17 N.A.Schuster, G.E.Pake - Phys.Rev. 81, 886 (1951)  
The Spin of  $Be^9$
- 51Sh33 R.E.Sheriff, D.Williams - Phys.Rev. 82, 651 (1951)  
Nuclear Gyromagnetic Ratios. III
- 51Sm72 B.Smaller - Phys.Rev. 83, 812 (1951)  
Precise Determination of the Magnetic Moment of the Deuteron
- 51So34 H.Sommer, H.A.Thomas, J.A.Hipple - Phys.Rev. 82, 697 (1951)  
The Measurement of e/m by Cyclotron Resonance
- 51St93 R.Sternheimer - Phys.Rev. 84, 244 (1951)  
On Nuclear Quadrupole Moments
- 51To19 F.S.Tomkins, M.Fred, W.F.Meggers - Phys.Rev. 84, 168 (1951)  
Nuclear Spin of Actinium
- 51Vr06 J.A.Vreeland, K.Murakawa - Phys.Rev. 83, 229A (1951)
- 51Wa12 H.Walchli, R.Livingston, G.Hebert - Phys.Rev. 82, 97 (1951)  
The Nuclear Magnetic Moment of  $I^{129}$
- 51Wa24 G.D.Watkins, R.V.Pound - Phys.Rev. 82, 343 (1951)
- 51We11 T.Wentink, Jr., W.S.Koski, V.W.Cohen - Phys.Rev. 81, 948 (1951); See Also  
 $49Co^{12}$   
The Mass of  $S^{35}$  from Microwave Spectroscopy
- 51Ya03 E.Yasaitis, B.Smaller - Phys.Rev. 82, 750 (1951)  
Nuclear Magnetic Moment of  $Rb^{85}$ ,  $Rb^{87}$  and  $I^{127}$
- 52Ae01 H.Aeppli, H.Albers-Schonberg, H.Frauenfelder, P.Scherrer - Helv.Phys.Acta  
25, 339 (1952)  
Bestimmung des magnetischen Momentes eines angeregten Kernes ( $Cd^{111}$ )
- 52Ba63 J.M.Baker, B.Bleaney - Proc.Phys.Soc.(London) 65A, 952 (1952)  
Nuclear Spin of Vanadium-50
- 52Bo21 G.S.Bogle, H.E.D.Scovil - Proc.Phys.Soc.(London) 65A, 368 (1952)  
Nuclear Spins of Samarium 147 and 149
- 52Bo57 A.Bohr, J.Koch, E.Rasmussen - Arkiv Fysik 4, 455 (1952)  
Hyperfine Structure and Nuclear Moments of  $Xe^{129}$  and  $Xe^{131}$
- 52Bo66 K.D.Bowers - Proc.Phys.Soc.(London) 65A, 860 (1952); See Also 51B174
- 52Br40 P.J.Bray, R.G.Barnes, N.J.Harrick - Phys.Rev. 87, 229A (1952)
- 52Br71 B.M.Brown, D.H.Tomboulion - Phys.Rev. 88, 1158 (1952); Erratum Phys.Rev. 91,  
1580 (1953)  
The Nuclear Moments of  $Ta^{181}$
- 52Da19 J.M.Daniels, M.A.Grace, H.Halban, N.Kurti, F.N.H.Robinson - Phil.Mag. 43,  
1297 (1952)  
The Alignment of Cobalt 58
- 52De21 H.G.Dehmelt - Z.Physik 133, 528 (1952)  
Kernquadrupolspektren in zwei Bortrialkylen
- 52Ei09 J.T.Eisinger, B.Bederson, B.T.Feld - Phys.Rev. 86, 73 (1952)  
The Magnetic Moment of  $K^{40}$  and the Hyperfine Structure Anomaly of the  
Potassium Isotopes
- 52Es07 J.R.Eshbach, R.E.Hillger, M.W.P.Strandberg - Phys.Rev. 85, 532 (1952); See  
Also 52Ki31  
The Nuclear Magnetic Moment of  $S^{33}$  from Microwave Spectroscopy
- 52Ge26 S.Geschwind, G.R.Gunther-Mohr, G.Silvey - Phys.Rev. 85, 474 (1952)  
Spin and Quadrupole Moment of  $O^{17}$
- 52Gi04 D.A.Gilbert - Phys.Rev. 85, 716A (1952)
- 52Gr19 J.H.E.Griffiths, J.Owen - Proc.Phys.Soc.(London) 65A, 951 (1952)  
The Nuclear Spins of  $^{99}Ru$  and  $^{101}Ru$
- 52Ja18 V.Jaccarino, B.Bederson, H.H.Stroke - Phys.Rev. 87, 676 (1952)  
The Nuclear Spin and Magnetic Moment of  $Cs^{134}$
- 52Je05 C.D.Jeffries, H.Loeliger, H.H.Staub - Phys.Rev. 85, 478 (1952)  
Nuclear Magnetic Resonance of Titanium and Arsenic
- 52Ka06 T.Kanda, Y.Masuda, R.Kusaka, Y.Yamagata, J.Itoh - Phys.Rev. 85, 938 (1952)  
Gyromagnetic Ratios of  $Li^7$ ,  $Na^{23}$ ,  $Al^{27}$  and  $P^{31}$
- 52Ka43 T.Kamei - J.Phys.Soc.Japan 7, 649 (1952)  
Quadrupole Resonance in Solid Iodine
- 52Ke07 F.M.Kelly - Proc.Phys.Soc.(London) 65A, 250 (1952)  
The Nuclear Magnetic Moment of  $Au^{197}$
- 52Ki31 C.Kikuchi, M.H.Sirvetz, V.W.Cohen - Phys.Rev. 88, 142 (1952)  
Nuclear Spin of  $V^{50}$  by Paramagnetic Resonance
- 52Ko10 G.F.Koster - Phys.Rev. 86, 148 (1952)

- 52Ko22 H.G.Kolsky, T.E.Phipps, N.F.Ramsey, H.B.Silsbee - Phys.Rev. 87, 395 (1952)  
 52Ko32 S.H.Koenig, A.G.Prodell, P.Kusch - Phys.Rev. 88, 191 (1952)  
 The Anomalous Magnetic Moment of the Electron  
 52Kr28 H.Kruger, U.Meyer-Berkhout - Z.Physik 132, 221 (1952)  
 52Kr29 H.Kruger, U.Meyer-Berkhout - Z.Physik 132, 171 (1952)  
 52Li18 G.Lindstrom - Arkiv Fysik 4, 1 (1952)  
 Nuclear Resonance Absorption Applied to Precise Measurements of Nuclear  
 Magnetic Moments and the Establishment of an Absolute Energy Scale in  
 $\beta$ -Spectroscopy  
 52Lo30 R.A.Logan, R.E.Cote, P.Kusch - Phys.Rev. 86, 280 (1952)  
 The Sign of the Quadrupole Interaction Energy in Diatomic Molecules  
 52Mi26 S.L.Miller, M.Kotani, C.H.Townes - Phys.Rev. 86, 607A (1952)  
 52Mu40 K.Murakawa, S.Suwa - Phys.Rev. 87, 1048 (1952)  
 Hyperfine Structure in the Spectra of Iridium and Osmium  
 52Ro05 J.S.Ross, K.Murakawa - Phys.Rev. 85, 559 (1952)  
 Hyperfine Structure and Isotope Shift in the Spectrum of Tellurium  
 52St56 A.Steudel - Z.Physik 132, 429 (1952)  
 Die Hyperfeinstruktur im Pd I-Spectrum und die Kernmomente des Pd<sup>105</sup>  
 52Wa02 H.Walchli, R.Livingston, W.J.Martin - Phys.Rev. 85, 479 (1952)  
 The Nuclear Magnetic Moment of Tc<sup>99</sup>  
 52Wa08 H.E.Walchli, W.E.Leyshon, F.M.Scheitlin - Phys.Rev. 85, 922 (1952)  
 Nuclear Gyromagnetic Ratio of V<sup>50</sup> and Measurements on Rb<sup>85</sup> and Cl<sup>35</sup>  
 52Wa21 H.E.Walchli, H.W.Morgan - Phys.Rev. 87, 541 (1952)  
 Magnetic Shielding Effects in Compounds of Vanadium  
 53Ab15 A.Abragam, R.V.Pound - Phys.Rev. 92, 943 (1953)  
 Influence of Electric and Magnetic Fields on Angular Correlations  
 53Al06 F.Alder, K.Halbach - Helv.Phys.Acta 26, 426 (1953)  
 Das magnetische Kernmoment von Cr<sup>53</sup>  
 53Ba91 A.Bassompierre - Compt.rend. 237, 1224 (1953); Calculated Using Data from  
 53Go38  
 53Be19 E.H.Bellamy, K.F.Smith - Phil.Mag. 44, 33 (1953)  
 The Nuclear Spins and Magnetic Moments of <sup>24</sup>Na, <sup>42</sup>K, <sup>86</sup>Rb, <sup>131</sup>Cs and <sup>134</sup>Cs  
 53Bi10 L.C.Biedenharn, M.E.Rose - Revs.Modern Phys. 25, 729 (1953); Erratum 64Ch27  
 Theory of Angular Correlations of Nuclear Radiations  
 53Bl28 J.Blaise, H.Cantrel - J.phys.radium 14, 135 (1953)  
 Spins et Moments Nucleaires du Palladium 105  
 53Br26 P.Brix - Phys.Rev. 89, 1245 (1953)  
 Nuclear Magnetic Moment of Pr<sup>141</sup> from the Hyperfine Structure of Pr(II)  
 53Bu92 C.A.Burrus, Jr., W.Gordy - Phys.Rev. 92, 274 (1953)  
 53Cr40 N.G.Cranna - Can.J.Phys. 31, 1185 (1953)  
 A Note on the Ratio of the Quadrupole Moments of Li<sup>6</sup> and Li<sup>7</sup>  
 53De13 H.G.Dehmelt - Z.Physik 134, 642 (1953); See Also 52De21  
 Nachtrag zu Kernquadrupolspektren in zwei Bortrialkylen  
 53De16 H.G.Dehmelt - Phys.Rev. 91, 313 (1953); Q<sup>35</sup> Calculated Using Data of 51We11  
 Nuclear Quadrupole Resonance in Rhombic Sulfur and the Quadrupole Moments of  
 S<sup>33</sup> and S<sup>35</sup>  
 53De22 H.G.Dehmelt - Phys.Rev. 92, 1240 (1953)  
 Nuclear Quadrupole Resonance of the Stable Gallium Isotopes  
 53De42 H.G.Dehmelt - Am.J.Phys. 22, 110 (1953)  
 53Fa33 B.P.Fabricand, R.O.Carlson, C.A.Lee, I.I.Rabi - Phys.Rev. 91, 1403 (1953)  
 Molecular Beam Investigation of Rotational Transitions II. The Rotational  
 Levels of KBr and their Hyperfine Structure  
 53Fr01 M.Fred, F.S.Tomkins - Phys.Rev. 89, 318 (1953)  
 Nuclear Spin of Am<sup>241</sup>  
 53Go38 W.Gordy, W.V.Smith, R.F.Trambarulo - Microwave Spectroscopy, John Wiley and  
 Sons, Inc., New York (1953)  
 53Gu12 H.S.Gutowsky, B.R.McGarvey - Phys.Rev. 91, 81 (1953)  
 Nuclear Magnetic Resonance in Thallium Compounds  
 53Ha50 W.A.Hardy, G.Silvey, C.H.Townes, B.F.Burke, M.W.P.Strandberg, G.W.Parker,  
 V.W.Cohen - Phys.Rev. 92, 1532 (1953)  
 The Nuclear Moments of Se<sup>79</sup>  
 53Ha80 E.G.Harris, M.A.Melkanoff - Phys.Rev. 90, 585 (1953); Used Data of 52Lo30  
 53Ja23 V.Jaccarino, J.G.King, H.H.Stroke - Quoted by 53Li24  
 53Je06 C.D.Jeffries - Phys.Rev. 90, 1130 (1953)  
 The Spin and Magnetic Moment of Ca<sup>43</sup>  
 53Je14 C.D.Jeffries, P.B.Sogo - Phys.Rev. 91, 1286 (1953)  
 53Je16 C.D.Jeffries - Phys.Rev. 92, 1262 (1953)  
 The Spin and Magnetic Moment of Ti<sup>47</sup> and Ti<sup>49</sup> and the Magnetic Moment of  
 Ge<sup>73</sup>  
 53Ke49 K.G.Kessler, R.E.Trees - Phys.Rev. 92, 303 (1953); Priv.Comm.  
 The Nuclear Moments of Technetium-99

- 53Ki14 J.G.King, H.H.Stroke, V.Jaccarino - Phys.Rev. 91, 476A (1953)  
 53Ki41 C.Kikuchi, M.H.Sirvetz, V.W.Cohen - Phys.Rev. 92, 109 (1953); See Also  
 52Ki31  
 Paramagnetic Resonance Hyperfine Structure of  $V^{50}$  and  $V^{51}$   
 53Kn50 W.D.Knight - Phys.Rev. 92, 539A (1953)  
 Nuclear Resonance Line Broadening and Quadrupole Splitting in Metallic  
 Beryllium  
 53Ko22 S.Kojima, K.Tsukada, S.Ogawa, A.Shimauchi - J.Chem.Phys. 21, 1415 (1953)  
 53Ko39 H.Kopfermann, A.Steudel, S.Wagner, W.Walcher - Nachr.Akad.Wiss.Gottingen,  
 Math.-physik.Kl.IIa, No.1 (1953)  
 Nuclear Quadrupole Moment of the Copper<sup>63</sup> Isotope  
 53Ku43 P.Kusch - Phys.Rev. 92, 268 (1953)  
 Sign of the Quadrupole Interaction of  $Li^6$  in LiCl  
 53Le15 H.Lew, G.Wessel - Phys.Rev. 90, 1 (1953)  
 53Le22 H.Lew - Phys.Rev. 91, 619 (1953)  
 The Hyperfine Structure and Nuclear Moments of  $Pr^{141}$   
 53Le33 C.A.Lee, B.P.Fabricand, R.O.Carlson, I.I.Rabi - Phys.Rev. 91, 1395 (1953)  
 Molecular Beam Investigation of Rotational Transitions. I. The Rotational  
 Levels of KCl and their Hyperfine Structure  
 53Li16 R.Livingston, H.Zeldes - Phys.Rev. 90, 609 (1953)  
 The Quadrupole Moment Ratio of  $I^{129}$  and  $I^{127}$  from Pure Quadrupole Spectra  
 53Li24 R.Livingston, B.M.Benjamin, J.T.Cox, W.Gordy - Phys.Rev. 92, 1271 (1953)  
 The Nuclear Spin and Quadrupole Moment of  $I^{131}$   
 53Me73 H.Meyer - Helv.Phys.Acta 26, 811 (1953)  
 Die isotonen Verschiebungen im Spektrum des Argons  
 53Mu65 K.Murakawa, T.Kamei - Phys.Rev. 92, 325 (1953)  
 Hyperfine Structure of the Spectra of Dysprosium, Cobalt, Vanadium,  
 Manganese, and Lanthanum  
 53Ra34 N.F.Ramsey - Experimental Nuclear Physics, Vol.I, E.Segre, Ed., John Wiley  
 and Sons, Inc., New York, N.Y., p.358 (1953)  
 Nuclear Moments and Statistics  
 53Ro33 H.Robinson, H.G.Dehmelt, W.Gordy - Phys.Rev. 89, 1305 (1953)  
 53Si60 W.Von Siemens - Ann.Physik 13, 158 (1953)  
 Das Quadrupolmoment der Goldkerns  $Au^{197}$   
 53Si61 W.Von Siemens - Ann.Physik 13, 136 (1953)  
 Hyperfeinstrukturen im Iridium I-Spektrum und die Kernmomente der stabilen  
 Iridium-Isotope  
 53Sp17 G.Sprague, D.H.Tomboulion - Phys.Rev. 92, 105 (1953)  
 The Quadrupole Moments of  $Sb^{121}$  and  $Sb^{123}$   
 53St67 R.M.Sternheimer, H.M.Foley - Phys.Rev. 92, 1460 (1953); Used Data of 52Lo30  
 Nuclear Quadrupole Coupling in the  $Li_2$  Molecule  
 53Ti01 Y.Ting, D.Williams - Phys.Rev. 89, 595 (1953)  
 Nuclear Gyromagnetic Ratios IV  
 53Ti29 Y.Ting, E.Manring, D.Williams - Phys.Rev. 92, 1581 (1953)  
 53Wa63 H.E.Walchli - ORNL-1469 (1953); and Suppl. 2 (1955)  
 A Table of Nuclear Moment Data  
 53We01 G.Weinreich, V.W.Hughes - Phys.Rev. 90, 377A (1953)  
 Atomic Beam Magnetic Resonance Experiments on Helium 3  
 53We33 G.Wessel, H.Lew - Phys.Rev. 92, 641 (1953)  
 53We46 G.Wessel - Phys.Rev. 92, 1581 (1953); Used Q Ratio of  $^{52}De^{21}$   
 Hyperfine Structure and Nuclear Electric Quadrupole Moment of Boron II  
 53We51 H.E.Weaver, Jr. - Phys.Rev. 89, 923 (1953)  
 Magnetic Moments of  $Si^{29}$ ,  $S^{33}$ ,  $Zn^{67}$ ,  $As^{75}$ ,  $Se^{77}$ ,  $Te^{123}$  and  $Te^{125}$   
 53Wh39 R.L.White, C.H.Townes - Phys.Rev. 92, 1256 (1953)  
 The Spin of  $Si^{29}$  and Mass Ratios of the Stable Si Isotopes  
 53Wi23 T.F.Wimett - Phys.Rev. 91, 499A (1953)  
 The Deuteron-Proton Magnetic Moment Ratio  
 54Ak27 S.I.Aksenov, K.V.Vladimirskii - Doklady Akad.Nauk SSSR 96, 37 (1954)  
 Magnetic Moment of  $Ge^{73}$   
 54Al49 H.Albers-Schonberg, E.Heer, T.B.Novey, P.Scherrer - Helv.Phys.Acta 27, 547  
 (1954)  
 Die Messung des Kernquadrupolmoments des Ersten Angeregten Zustands des  
 $Cd^{111}$  mit Hilfe der  $\gamma$ - $\gamma$  Richtungskorrelation  
 54Be11 R.Beringer, M.A.Heald - Phys.Rev. 95, 1474 (1954)  
 Electron Spin Magnetic Moment in Atomic Hydrogen  
 54Bi40 G.R.Bird, C.H.Townes - Phys.Rev. 94, 1203 (1954); Calculated Using Data of  
 $^{51}We^{11}$   
 Sulfur Bonds and the Quadrupole Moments of O, S, and Se Isotopes  
 54Bi92 F.Bitter, S.P.Davis, B.Richter, J.E.R.Young - Phys.Rev. 96, 1531 (1954)  
 Optical Studies of Radioactive Mercury



- 54B107 B.Bleaney, J.M.Daniels, M.A.Grace, H.Halban, N.Kurti, F.N.H.Robinson, F.E.Simon - Proc.Roy.Soc.(London) 221A, 170 (1954)  
Experiments on Nuclear Orientation at Very Low Temperatures. I.  
Establishment of a Method of Nuclear Alinement and its Application to Cobalt-60
- 54B121 B.Bleaney, H.E.D.Scovil, R.S.Trenam - Proc.Roy.Soc.(London) 223A, 15 (1954)  
The Paramagnetic Resonance Spectra of Gadolinium and Neodymium Ethyl Sulphates
- 54B172 B.Bleaney, P.M.Llewellyn, M.H.L.Pryce, G.R.Hall - Phil.Mag. 45, 991 (1954);  
See Also 55Bo56  
Nuclear Spins of  $^{241}\text{Pu}$
- 54B173 B.Bleaney, P.M.Llewellyn, M.H.L.Pryce, G.R.Hall - Phil.Mag. 45, 992 (1954);  
See Also 55Bo56  
Paramagnetic Resonance in Neptunyl Rubidium Nitrate
- 54Br03 E.Brun, J.Oeser, H.H.Staub, C.G.Telschow - Helv.Phys.Acta 27, 173A (1954);  
See Also 54Br13 (Xe)  
Kernresonanz in Edelgasen
- 54Br09 E.Brun, J.Oeser, H.H.Staub, C.G.Telschow - Phys.Rev. 93, 172 (1954)  
The Nuclear Magnetic Moments of  $\text{K}^{41}$ ,  $\text{Y}^{87}$ ,  $\text{Ag}^{107}$  and  $\text{Ag}^{109}$
- 54Br13 E.Brun, J.Oeser, H.H.Staub, C.G.Telschow - Phys.Rev. 93, 904 (1954)  
The Nuclear Magnetic Moments of  $\text{Xe}^{129}$  and  $\text{Xe}^{131}$
- 54Bu05 B.F.Burke, M.W.P.Strandberg, V.W.Cohen, W.S.Koski - Phys.Rev. 93, 193 (1954)  
The Nuclear Magnetic Moment of  $\text{S}^{35}$  by Microwave Spectroscopy
- 54Co19 J.G.Conway, R.D.McLaughlin - Phys.Rev. 94, 498 (1954)  
Nuclear Spin of  $\text{Am}^{243}$  and Isotope Shift in the Americium Spectrum
- 54Co39 V.W.Cohen, D.A.Gilbert - Phys.Rev. 95, 569 (1954)  
Nuclear Spin and Hyperfine Structure Interaction of the 3.1 h  $\text{Cs}^{134}$  Isomer
- 54Da05 S.P.Davis - Phys.Rev. 93, 159 (1954)  
Nuclear Spins and Band Spectra of the Selenium Isotopes
- 54Da26 R.T.Daly, Jr., J.H.Holloway - Phys.Rev. 96, 539 (1954)  
Nuclear Magnetic Octupole Moments of the Stable Gallium Isotopes
- 54De01 H.G.Dehmelt, H.G.Robinson, W.Gordy - Phys.Rev. 93, 480 (1954)  
Nuclear Quadrupole Resonance of  $\text{Hg}^{201}$
- 54Fl41 R.C.Fletcher, W.A.Yager, G.L.Pearson, A.N.Holden, W.L.Read, L.R.Merritt - Phys.Rev. 94, 1392 (1954)
- 54Fo28 H.M.Foley, R.M.Sternheimer, D.Tycko - Phys.Rev. 93, 734 (1954)  
Nuclear Quadrupole Coupling in Polar Molecules
- 54Go40 L.S.Goodman, S.Wexler - Phys.Rev. 95, 570 (1954)  
Nuclear Spin and Magnetic Moment of 3.1 hr  $\text{Cs}^{134m}$
- 54Ha39 K.Halbach - Helv.Phys.Acta 27, 259 (1954); AEC-tr-3567 (1959)  
Über eine Methode zur Messung von Relaxations-zeiter und über den Spin von  $\text{Cr}^{53}$
- 54Ja07 V.Jaccarino, J.G.King, R.A.Satten, H.H.Stroke - Phys.Rev. 94, 1798 (1954)  
Hyperfine Structure of  $\text{I}^{127}$ . Nuclear Magnetic Octupole Moment
- 54Ja16 A.Javin, A.Englebrecht - Phys.Rev. 96, 649 (1954)  
Microwave Absorption Spectra of  $\text{MnO}_3\text{F}$  and  $\text{ReO}_3\text{Cl}$
- 54Ke14 F.M.Kelly, H.Kuhn, A.Pery - Proc.Phys.Soc.(London) 67A, 450 (1954)  
Hyperfine Structures in the Atomic Spectra of Calcium
- 54Ki11 J.G.King, V.Jaccarino - Phys.Rev. 94, 1610 (1954)  
Hyperfine Structure and Nuclear Moments of the Stable Bromine Isotopes
- 54Kr52 K.Krebs, H.Nelkowski - Ann.Physik 15, 124 (1954)  
Zur Hyperfeinstruktur des Ytterbiums
- 54Le40 A.Lemonick, F.M.Pipkin - Phys.Rev. 95, 1356 (1954)  
Spins and Hyperfine Splittings of  $\text{Ag}^{111}$  and  $\text{Cu}^{64}$
- 54Lo36 H.R.Loeliger, L.R.Sarles - Phys.Rev. 95, 291 (1954)  
Magnetic Moment of  $\text{Os}^{189}$
- 54Mu15 K.Murakawa - Phys.Rev. 93, 1232 (1954)  
Hyperfine Structure in the Spectra of Sb, Sm, Hg and Cl
- 54Mu91 K.Murakawa - Phys.Rev. 96, 1543 (1954)  
Hyperfine Structure of the Spectra of Nd and Gd
- 54Og01 R.A.Ogg, Jr., J.D.Ray - J.Chem.Phys. 22, 147 (1954)  
The Nuclear Spin Quantum Number of  $\text{Si}^{29}$  Isotope
- 54Pl30 E.A.Plassmann, L.M.Langer - Phys.Rev. 96, 1593 (1954)  
Beta Spectrum of Radium E
- 54Ro34 V.Royden - Phys.Rev. 96, 543 (1954)  
Measurement of the Spin and Gyromagnetic Ratio of  $\text{C}^{13}$  by the Collapse of Spin-Spin Splitting
- 54Ro43 H.Robinson, H.G.Dehmelt, W.Gordy - J.Chem.Phys. 22, 511 (1954)
- 54Sa34 P.L.Sagalyn - Phys.Rev. 94, 885 (1954)  
The Hyperfine Structure of the  $3P_{3/2}$  State of  $\text{Na}^{23}$

- 54Sc10 A.L.Schawlow - J.Chem.Phys. 22, 1211 (1954)
- 54Sm96 K.F.Smith - Quoted by 54Pl30
- 54So05 P.B.Sogo, C.D.Jeffries - Phys.Rev. 93, 174 (1954)  
The Magnetic Moments of  $Ag^{107}$  and  $Ag^{109}$  and the Hyperfine Structure Anomaly
- 54St11 R.M.Sternheimer - Phys.Rev. 95, 736 (1954)  
Effect of the Atomic Core on the Nuclear Quadrupole Coupling
- 54St90 C.P.Stanford, T.E.Stephenson, S.Bernstein - Phys.Rev. 96, 983 (1954)  
Neutron Spin from Magnetic Resonance Experiment
- 54Tr35 J.W.Trischka, R.Braunstein - Phys.Rev. 96, 968 (1954)  
Rotational Spectra of RbCl by the Molecular Beam Electric Resonance Method
- 54Va01 K.L.Vander Sluis, J.R.McNally, Jr. - J.Opt.Soc.Am. 44, 87 (1954)  
Nuclear Moments of  $U^{233}$  and  $U^{235}$
- 54Va06 M.van den Berg, P.F.A.Klinkenberg - Physica 20, 461 (1954)  
The Optical Spectrum of Plutonium and its Hyperfine Structure
- 54Wa37 H.E.Walchli - ORNL-1775 (1954)  
Some Improved Measurements of Nuclear Magnetic Dipole Moments by Means of Nuclear Magnetic Resonance
- 54Wi08 G.A.Williams, D.W.McCall, H.S.Gutowsky - Phys.Rev. 93, 1428 (1954)  
The Nuclear Spin of  $Si^{29}$
- 54Wo07 E.C.Woodward, Jr. - Phys.Rev. 93, 954A (1954)  
Nuclear Spins of  $Mo^{95}$  and  $Mo^{97}$
- 55Aa06 L.C.Aamodt, P.C.Fletcher - Phys.Rev. 98, 1224 (1955)  
Spin, Quadrupole Moment, and Mass of Selenium-75
- 55Aa23 L.C.Aamodt, P.C.Fletcher - Phys.Rev. 98, 1317 (1955)  
Magnetic Moment and Mass of Chlorine-36
- 55A156 K.Althoff - Z.Physik 141, 33 (1955)
- 55An65 E.R.Andrew - Nuclear Magnetic Resonance, Cambridge University Press (1955)
- 55Ba04 J.M.Baker, B.Bleaney - Proc.Phys.Soc.(London) 68A, 1090 (1955)  
The Nuclear Magnetic Moment of Holmium 165
- 55Ba08 J.M.Baker, B.Bleaney - Proc.Phys.Soc.(London) 68A, 936 (1955)  
Nuclear Magnetic Resonance of Praseodymium
- 55Ba54 A.Bassompierre - Compt.rend. 240, 285 (1955); Calculated Using Data of  $^{50}Si^{31}$   
Evaluation of the Nuclear Quadrupole Moment of  $N^{14}$
- 55Bl16 B.Bleaney, W.Low - Proc.Phys.Soc.(London) 68A, 55 (1955)  
Nuclear Spins and Ratio of Magnetic Moments of Europium 151 and 153
- 55Bl21 B.Bleaney, K.D.Bowers, M.H.L.Pryce - Proc.Roy.Soc.(London) 228A, 166 (1955)  
Paramagnetic Resonance in Diluted Copper Salts III. Theory and Evaluation of the Nuclear Electric Quadrupole Moments of  $^{63}Cu$  and  $^{65}Cu$
- 55Bl51 B.Bleaney - Proc.Phys.Soc.(London) 68A, 937 (1955); See Also 54Bl21 (Nd), 50Bl86 (Nd)  
Nuclear Moments of the Lanthanons from Paramagnetic Resonance
- 55Bo56 K.D.Bowers, J.Owen - Repts.Progr. In Phys. 18, 304 (1955)
- 55Br11 L.C.Brown, D.Williams - Phys.Rev. 98, 1537A (1955)  
Nuclear Magnetic Moment of Potassium
- 55Br64 G.Breit, J.P.Lazarus - Phys.Rev. 100, 942 (1955)  
Effects of Finite Amplitude in Coulomb Excitation
- 55Ca48 C.F.M.Cacho, M.A.Grace, C.E.Johnson, A.C.Knipper, R.G.Scurlock, R.T.Taylor - Phil.Mag. 46, 1287 (1955)  
Nuclear Orientation of Cerium 141
- 55Co36 D.J.Collington, A.N.Dellis, J.H.Sanders, K.C.Tuberfield - Phys.Rev. 99, 1622 (1955); See Also 57Sa07  
Magnetic Moment of the Proton
- 55Fa45 P.S.Farago, M.Gecs, J.Merz - Nuovo cimento 2, 1110 (1955)
- 55Fr26 M.Fred, F.S.Tomkins, W.F.Meggers - Phys.Rev. 98, 1514 (1955); Erratum  
Phys.Rev. 111, 1747 (1958)  
Nuclear Moments of  $Ac^{227}$
- 55Gi04 D.A.Gilbert, V.W.Cohen - Phys.Rev. 98, 1194A (1955); See Also 54Co39
- 55Go31 L.S.Goodman, S.Wexler - Phys.Rev. 99, 192 (1955); See Also 54Go40  
Nuclear Spin and Magnetic Moment of 3.1-hr  $Cs^{134m}$
- 55Ja30 A.W.Jache, G.S.Blevins, W.Gordy - Phys.Rev. 97, 680 (1955)
- 55Ka23 T.Kamei - Phys.Rev. 99, 789 (1955)  
Quadrupole Moments of  $Ta^{181}$  and  $Lu^{175}$
- 55Ka40 N.I.Kaliteevskii, M.P.Chaika - Doklady Akad.Nauk SSSR 103, 49 (1955)  
The Hyperfine Structure of the Spectra of Plutonium and of Uranium Isotopes
- 55Ko36 L.A.Korostyleva, A.R.Striganov, N.M.Iashin - Zhur.Eksptl.i Teoret.Fiz. 28, 471 (1955); Soviet Phys.JETP 1, 310 (1955)  
Hyperfine Structure of Spectral Lines and Nuclear Spins of Uranium-233 and Plutonium 233
- 55Kr02 V.E.Krohn, T.B.Novey, S.Raboy - Phys.Rev. 98, 1187A (1955)  
Gyromagnetic Ratio of  $6 \times 10^{-8}$  sec  $Np^{237}$  by Angular-Correlation Techniques

- 55Kr06 V.E.Krohn, S.Raboy - Phys.Rev. 97, 1017 (1955)  
Gyromagnetic Ratio of an Excited State and Other Angular Correlation Measurements for  $Pb^{204m}$
- 55Kr33 K.Krebs, H.Nelkowski - Z.Physik 141, 254 (1955)  
Die Hyperfeinstruktur der Resonanzlinien des Ytterbium II
- 55Ku48 P.Kusch - Phys.Rev. 100, 1188 (1955)
- 55Li49 K.H.Lindenberger - Z.Physik 141, 476 (1955)  
Magnetisches Kerndipolmoment und Kerndrehimpulsquantenzahl des  $Tm^{169}$
- 55Lu59 G.Luhrs - Z.Physik 141, 486 (1955)  
Das Kernquadrupolmoment des  $La^{139}$
- 55Me07 U.Meyer-Berkhout - Z.Physik 141, 185 (1955)
- 55Mu45 K.Murakawa - Phys.Rev. 98, 1285 (1955)  
Nuclear Moments of  $Nb^{93}$ ,  $La^{139}$ ,  $Os^{187}$ ,  $Hg^{201}$
- 55Mu56 K.Murakawa - J.Phys.Soc.Japan 10, 336 (1955)  
Hyperfine Structure of the Spectrum of Mn I
- 55Mu78 K.Murakawa - J.Phys.Soc.Japan 10, 919 (1955)  
Hyperfine Structure of the Spectrum of Ruthenium Part III
- 55Mu88 K.Murakawa - Phys.Rev. 100, 1369 (1955)  
Nuclear Moments of  $Mo^{95}$ ,  $Mo^{97}$ ,  $Zr^{91}$ ,  $I^{127}$ ,  $Sb^{121}$  and  $Sb^{123}$
- 55Pe33 M.L.Perl, I.I.Rabi, B.Senitzky - Phys.Rev. 98, 611 (1955)  
Nuclear Electric Quadrupole Moment of  $Na^{23}$  by the Atomic Beam Resonance Method
- 55Po17 O.J.Poppema, M.J.Steenland, J.A.Beun, C.J.Gorter - Physica 21, 233 (1955)  
Experiments on Oriented  $^{60}Co$  Nuclei
- 55Ra13 E.Rasmussen, V.Middelboe - Z.Physik 141, 160 (1955)  
Hyperfeinstruktur und Kernmomente von  $Kr^{85*}$
- 55Ra46 E.Rasmussen, V.Middelboe - Kgl.Danske Videnskab.Selskab, Mat.-fys.Medd. 30, No. 13 (1955)  
Spectroscopic Investigations of Separated Krypton Isotopes
- 55Ri35 M.Rice, R.V.Pound - Phys.Rev. 99, 1036 (1955); Used  $Ga^{71}$  Data of  $^{48}Po^{09}$   
Ratio of the Magnetic Moments of the Stable Gallium Isotopes
- 55Sm12 K.F.Smith - Molecular Beams, Methuen and Co.Ltd., London (1955)
- 55So10 P.B.Sogo, C.D.Jeffries - Phys.Rev. 98, 1316 (1955)  
Nuclear Magnetic Moments of  $Cl^{36}$ ,  $Rh^{103}$ , and  $W^{183}$
- 55So31 P.B.Sogo, C.D.Jeffries - Phys.Rev. 99, 613A (1955); Oral Report; Used  $La^{139}$  of  $^{51}Sh^{33}$   
Spin, Magnetic Moment, and Electric Quadrupole Moment of  $La^{138}$ , and the Magnetic Moment of  $Cl^{36}$
- 55To31 C.H.Townes, A.L.Schawlow - Microwave Spectroscopy, McGraw Hill, New York (1955)
- 55Tr21 G.Trumpy - Nature 176, 507 (1955)  
Circular Polarization of Gamma-Rays Following Polarized Neutron Capture
- 55Va07 K.L.Vander Sluis, J.R.McNally, Jr. - J.Opt.Soc.Am. 45, 65 (1955)  
Nuclear Spin of Uranium-235
- 55Va16 K.L.Vander Sluis, P.M.Griffin - J.Opt.Soc.Am. 45, 1087 (1955)
- 55Wa24 T.C.Wang - Phys.Rev. 99, 566 (1955)  
Pure Nuclear Quadrupole Spectra of Chlorine and Antimony Isotopes in Solids
- 55Wh42 J.C.Wheatley, W.J.Huiskamp, A.N.Diddens, M.J.Steenland, H.A.Tolhoek - Physica 21, 841 (1955)  
Circular Polarization of Gamma Radiation Emitted by Oriented  $^{60}Co$  Nuclei
- 56Al54 K.Alder, A.Bohr, T.Huus, B.Mottelson, A.Winther - Revs.Modern Phys. 28, 432 (1956); Erratum Revs.Modern Phys. 30, 353 (1958)  
Study of Nuclear Structure by Electromagnetic Excitation with Accelerated Ions
- 56Ba69 J.M.Baker, B.Bleaney, P.M.Llewellyn, P.F.D.Shaw - Proc.Phys.Soc.(London) 69A, 353 (1956)  
Nuclear Spins and Magnetic Moments of Cobalt 56 and 57
- 56Be24 H.G.Bennowitz, W.Paul, P.Toschek - Z.Naturforsch. 11a, 956 (1956)  
Die Kernmomente des radioaktiven  $Tl^{204}$
- 56Bl29 B.Bleaney, C.A.Hutchison, Jr., P.M.Llewellyn, D.F.D.Pope - Proc.Phys.Soc.(London) 69B, 1167 (1956)  
Paramagnetic Resonance Absorption in  $^{235}UCl_3$ , and the Nuclear Electric Quadrupole Moment of  $^{235}U$
- 56Br48 L.C.Brown, D.Williams - J.Chem.Phys. 24, 751 (1956)  
Quadrupolar Splitting of the  $Al^{27}$  and  $Be^9$  Magnetic Resonances in Beryl Crystals
- 56Br69 G.Breit, R.L.Gluckstern, J.E.Russell - Phys.Rev. 103, 727 (1956)  
Reorientation Effect in Coulomb Excitation
- 56Bu19 P.Buck, I.I.Rabi, B.Senitzky - Phys.Rev. 104, 553 (1956)  
Hyperfine Structure of  $K^{39}$  in 4P State and of  $Cs^{133}$  in the 6P State

- 56Ch08 R.L.Christensen, D.R.Hamilton, A.Lemonick, F.M.Pipkin, J.B.Reynolds,  
H.H.Stroke - Phys.Rev. 101, 1389 (1956)  
Spins and Hyperfine Structure Separations of Radioactive Au<sup>198</sup> and Au<sup>199</sup>
- 56Co21 A.H.Cooke, J.G.Park - Proc.Phys.Soc.(London) 69A, 282 (1956)  
Nuclear Spins and Magnetic Moments of <sup>161</sup>Dy, <sup>163</sup>Dy, <sup>171</sup>Yb, and <sup>173</sup>Yb
- 56Co57 V.W.Cohen, N.R.Corngold, N.F.Ramsey - Phys.Rev. 104, 283 (1956)  
Magnetic Moment of the Neutron
- 56Do08 W.Dobrowolski, R.V.Jones, C.D.Jeffries - Phys.Rev. 101, 1001 (1956)  
Paramagnetic Resonance Hyperfine Structure of Co<sup>60</sup>
- 56Do45 W.Dobrowolski, R.V.Jones, C.D.Jeffries - Phys.Rev. 104, 1378 (1956)  
Spin and Magnetic Moment of Mn<sup>53</sup>
- 56Fe43 G.Feher - Phys.Rev. 103, 500 (1956); See Also 56Fe44  
Method of Polarizing Nuclei in Paramagnetic Substances
- 56Fe44 G.Feher - Phys.Rev. 103, 834 (1956)  
Observation of Nuclear Magnetic Resonances via the Electron Spin Resonance  
Line
- 56Ga77 J.J.Gallagher, C.M.Johnson - Phys.Rev. 103, 1727 (1956)  
Uncoupling Effects in the Microwave Spectrum of Nitric Oxide
- 56Go14 G.Gould - Phys.Rev. 101, 1828 (1956)  
hfs Separations and hfs Anomaly in the 6 <sup>2</sup>P<sub>3/2</sub> Metastable Level of Tl<sup>203</sup> and  
Tl<sup>205</sup>
- 56He94 J.W.Heberle, H.A.Reich, P.Kusch - Phys.Rev. 101, 612 (1956)  
Hyperfine Structure of the Metastable Hydrogen Atom
- 56Ho02 J.H.Holloway, B.B.Aubrey, J.G.King - NP-6012, p.35 (1956)  
Hyperfine Structure and Nuclear Magnetic Octopole Moments of the Stable  
Chlorine Isotopes
- 56Ho52 J.P.Hobson, J.C.Hubbs, W.A.Nierenberg, H.B.Silsbee, R.J.Sunderland -  
Phys.Rev. 104, 101 (1956)  
Spins of Rubidium Isotopes of Masses 81, 82, 83, and 84
- 56Hu26 C.A.Hutchison, Jr., P.M.Llewellyn, E.Wong, P.Dorain - Phys.Rev. 102, 292  
(1956)  
Paramagnetic Resonance Absorption in Uranium (III) Chloride and the Nuclear  
Spin of Uranium-235
- 56Hu69 J.C.Hubbs, W.A.Nierenberg, H.A.Shugart, H.B.Silsbee - Phys.Rev. 104, 757  
(1956)  
Spin of Rubidium-81m
- 56Hu70 J.C.Hubbs, G.M.Grosf - Phys.Rev. 104, 715 (1956)  
Spin of Neon-21
- 56Ja29 D.A.Jackson - Phys.Rev. 103, 1738 (1956)  
Isotope Effects in Hyperfine Structure of the Resonance Lines of Gallium I
- 56Jo06 R.V.Jones, W.Dobrowolski, C.D.Jeffries - Phys.Rev. 102, 738 (1956)  
Paramagnetic Resonance Hyperfine Structure of Co<sup>56</sup>
- 56Ka53 N.I.Kaliteevskii, M.P.Chaika - Optika i Spektroskopiya 1, 809 (1956);  
AEC-tr-2890; Nucl.Sci.Abstr. 11, 700, Abstr. 6512 (1957)  
The Ratios of the Magnetic Spin and Quadrupole Moments of the Nuclei U<sup>233</sup>  
and U<sup>235</sup>
- 56Ka64 N.I.Kaliteevskii, M.P.Chaika - Optika i Spektroskopiya 1, 606 (1956);  
Nucl.Sci.Abstr. 12, 845, Abstr. 7445 (1958)
- 56Kn66 W.D.Knight, R.R.Hewitt, M.Pomerantz - Phys.Rev. 104, 271 (1956)  
Nuclear Quadrupole Resonance in Metals
- 56Ko12 H.Kopfermann, A.Steudel, J.O.Trier - Z.Physik 144, 9 (1956)  
Über Feinstruktur und Hyperfeinstruktur im Rb II-Spektrum und das  
Kernquadrupolmoment von Rb<sup>87</sup>
- 56Kr42 K.Krebs, N.Nelkowski - Z.Physik 145, 543 (1956)  
Über das Raman-Spektrum des Dekahydronaphthalins
- 56Lo29 W.Low - Phys.Rev. 103, 1309 (1956)  
Hyperfine Structure and Nuclear Moments of Gadolinium from Paramagnetic  
Resonance Spectrum
- 56Lu53 A.Lurio, A.G.Prodell - Phys.Rev. 101, 79 (1956)  
Hfs Separations and Hfs Anomalies in the <sup>2</sup>P<sub>1/2</sub> State of Ga<sup>69</sup>, Ga<sup>71</sup>, Tl<sup>203</sup>,  
and Tl<sup>205</sup>
- 56Ma31 T.E.Manning, M.Fred, F.S.Tomkins - Phys.Rev. 102, 1108 (1956)  
Nuclear Moments of Am<sup>241</sup> and Am<sup>243</sup>
- 56Mu36 K.Murakawa - J.Phys.Soc.Japan 11, 422 (1956)  
The Quadrupole Moment of V<sup>51</sup>
- 56Ni14 W.A.Nierenberg, J.S.Hubbs, H.A.Shugart, H.B.Silsbee, P.O.Strom -  
Bull.Am.Phys.Soc. 1, No.7, 343, R3 (1956)  
The Spin of 7.1-Day Cs<sup>132</sup>
- 56Ni16 W.A.Nierenberg, H.A.Shugart, H.B.Silsbee, R.J.Sunderland - Phys.Rev. 104,  
1380 (1956)  
Spins of Cesium-127, Cesium-129, and Cesium-130

- 56Nu12 P.B.Nutter - Phil.Mag. 1, 587 (1956)  
The Spin and Magnetic Moment of  $^{116}\text{In}$
- 56Ow04 J.Owen, I.M.Ward - Phys.Rev. 102, 591 (1956)  
Nuclear Spins of  $\text{Mo}^{95}$  and  $\text{Mo}^{97}$
- 56Pa60 G.E.Pake - Solid State Phys., Vol.2, F.Seitz, D.Turnbull, Eds., Academic Press Inc., New York, p.1 (1956)  
Nuclear Magnetic Resonance
- 56Po14 R.V.Pound, G.K.Wertheim - Phys.Rev. 102, 396 (1956)  
Directional Correlations and Electric Quadrupole Moments of Mercury Isotopes
- 56Ra58 N.F.Ramsey - Molecular Beams, Clarendon Press, Oxford (1956)
- 56Re57 H.A.Reich, J.W.Heberle, P.Kusch - Phys.Rev. 104, 1585 (1956)  
Hyperfine Structure of the Metastable Deuterium Atom
- 56Se59 B.Senitzky, I.I.Rabi - Phys.Rev. 103, 315 (1956)  
Hyperfine Structure of  $\text{Rb}^{85,87}$  in the 5P State
- 56Sp21 D.R.Speck - Phys.Rev. 101, 1725 (1956)  
Hyperfine Structure and Nuclear Moments of Gadolinium
- 56Sp22 D.R.Speck, F.A.Jenkins - Phys.Rev. 101, 1831 (1956)  
Nuclear Moments of  $\text{Hf}^{177}$  and  $\text{Hf}^{179}$
- 56Sp53 D.R.Speck - Bull.Am.Phys.Soc. 1, No.6, 282, C3 (1956)  
Magnetic and Quadrupole Moments of  $\text{Hf}^{177}$  and  $\text{Hf}^{179}$
- 56St50 R.M.Sternheimer, H.M.Foley - Phys.Rev. 102, 731 (1956)  
Nuclear Quadrupole Coupling in Polar Molecules
- 56St63 R.M.Steffen, W.Zobel - Phys.Rev. 103, 126 (1956)  
Magnetic Moment of the 247-keV Excited State of  $\text{Cd}^{111}$
- 56Th18 R.Thorne - Nature 178, 484 (1956)  
Nuclear Spin of Americium-241
- 56Tr19 K.R.Trigger - Bull.Am.Phys.Soc. 1, No.4, 220, UA8 (1956); Priv.Comm. (1956)  
Magnetic Moment of the Proton
- 56Va27 K.L.Vander Sluis - ORNL-2236, p.35 (1956)  
Ratios of the Nuclear Moments of  $\text{U}^{233}$  and  $\text{U}^{235}$
- 56Wa20 H.E.Walchli, T.J.Rowland - Phys.Rev. 102, 1334 (1956)  
Nuclear Magnetic Resonance Measurements of the Isotopes Barium-135 and Barium-137
- 56Wi41 W.Wilhelmy - Ann.Physik 19, 329 (1956); See Also 57Ki20
- 56Wi46 J.P.Wittke, R.H.Dicke - Phys.Rev. 103, 620 (1956)  
Redetermination of the Hyperfine Splitting in the Ground State of Atomic Hydrogen
- 56Wo27 G.K.Woodgate, R.W.Hellwarth - Proc.Phys.Soc.(London) 69A, 581 (1956)  
Hyperfine Structure of Radioactive Silver  $^{111}\text{Ag}$
- 56Zi05 A.G.Zimin, N.M.Iashin - Doklady Akad.Nauk SSSR 109, 283 (1956); Soviet Phys.Doklady 1, 419 (1956)  
The Nuclear Quadrupole Moment of  $\text{U}^{233}$
- 57Ab05 M.Abraham, R.Kedzie, C.D.Jeffries - Phys.Rev. 108, 58 (1957)  
Spin and Magnetic Moment of  $\text{Eu}^{152}$  and  $\text{Eu}^{154}$  by Paramagnetic Resonance
- 57Ab07 M.Abraham, C.D.Jeffries, R.W.Kedzie, J.C.Wallmann - Phys.Rev. 106, 1357 (1957)  
Paramagnetic Resonance Hyperfine Structure of  $\text{Np}^{239}$
- 57Ba34 E.B.Baker - J.Chem.Phys. 26, 960 (1957)  
NMR Spectra of Metal Alkyls; Magnetogyric Ratio of  $\text{Pb}^{207}$
- 57Be36 W.E.Bell, A.L.Bloom - Phys.Rev. 107, 1559 (1957)  
Optical Detection of Magnetic Resonance in Alkali Metal Vapor
- 57Be39 V.B.Belyanin - Optika i Spektroskopiya 3, 322 (1957); Nucl.Sci.Abstr. 12, 1317, Abstr. 11158 (1958)
- 57Bl04 R.J.Blin-Stoyle - Handbuch der Physik 42, Nuclear Reactions III, S.Flugge, Ed., Springer-Verlag, Gottingen, p.555 (1957)  
Oriented Nuclei
- 57Bl10 J.Blaise, H.Chantrel - J.phys.radium 18, 193 (1957)  
Structures Hyperfines de Raies du Spectre d'Arc du Mercure et Moment Quadrupolaire de  $^{201}\text{Hg}$
- 57Bl16 J.Blaise, S.Gerstenkorn, M.Louevgnies - J.phys.radium 18, 318 (1957)  
Spin of  $^{235}\text{U}$  and Ratios of the Nuclear Moments of  $^{235}\text{U}$  and  $^{233}\text{U}$
- 57Bo10 K.Bockmann, H.Kruger, E.Recknagel - Ann.Physik 20, 250 (1957)  
Bestimmung des elektrischen Quadrupolmomentes des  $\text{Zn}^{67}$ -Kerns durch Messung der Hochfrequenzübergänge im  $4\ ^3\text{P}_1$ -Zustand des  $\text{Zn}^{67}$ -Atoms
- 57Br26 E.Brun, J.Oeser, H.H.Staub - Phys.Rev. 105, 1929 (1957); See Also 57Br89  
Magnetic Moment and Spin of  $\text{Zr}^{91}$
- 57Br32 G.O.Brink, J.C.Hubbs, W.A.Nierenberg, J.L.Worcester - Phys.Rev. 107, 189 (1957)  
Spins of Thallium-197, -198m, -199, and -204, and the Hyperfine-Structure Splitting of Thallium-204

- 57Br89 E. Brun, J. Oeser, H. H. Staub - *Helv. Phys. Acta* 30, 267 (1957)  
Spin und magnetisches Moment von  $Zr^{91}$
- 57Bu19 P. Buck, I. I. Rabi - *Phys. Rev.* 107, 1291 (1957)  
Hyperfine Structure of  $K^{39}$  in the 4P State
- 57Co48 H. L. Cox, Jr., D. Williams - *Bull. Am. Phys. Soc.* 2, No. 1, 30, JA3 (1957)  
Zeeman Splitting of Nuclear Quadrupole Energy Levels in a Single Cuprite Crystal
- 57Do38 W. Dobrov, C. D. Jeffries - *Phys. Rev.* 108, 60 (1957)  
Magnetic Moment of 72-Day  $Co^{58}$  by Paramagnetic Resonance
- 57Do40 P. B. Dorain, C. A. Hutchison, Jr., E. Wong - *Phys. Rev.* 105, 1307 (1957)  
Paramagnetic Resonance Absorption in Uranium (III) Chloride and the Nuclear Spin, Magnetic Dipole Moment, and Electric Quadrupole Moment of Uranium-233
- 57Ec07 T. G. Eck, P. Kusch - *Phys. Rev.* 106, 958 (1957)  
Hfs of the  $5^2P_{3/2}$  State of  $In^{115}$  and  $In^{113}$ : Octupole Interactions in the Stable Isotopes of Indium
- 57Ec09 T. G. Eck, A. Lurio, P. Kusch - *Phys. Rev.* 106, 954 (1957)  
Hfs of the  $5^2P_{1/2}$  State of  $In^{115}$  and  $In^{113}$ : Hfs Anomalies in the Stable Isotopes of Indium
- 57Eh40 D. Ehrenstein, G. Fricke, H. Kopfermann, S. Penselin - *Naturwissenschaften* 44, 255 (1957)
- 57Es32 L. Essen, J. V. L. Parry - *Phil. Trans. Roy. Soc. (London)* 250A, 45 (1957)
- 57Fe32 G. Feher, C. S. Fuller, E. A. Gere - *Phys. Rev.* 107, 1462 (1957)  
Spin and Magnetic Moment of  $P^{32}$  by the Electron Nuclear Double-Resonance Technique
- 57Fr20 R. Freeman, G. R. Murray, R. E. Richards - *Proc. Roy. Soc. (London)* 242A, 455 (1957)
- 57Fr53 M. Fred, F. S. Tomkins - *J. Opt. Soc. Am.* 47, 1076 (1957)
- 57Ga16 N. S. Garifyanov, M. M. Zaripov, B. M. Kozyrev - *Doklady Akad. Nauk SSSR* 113, 1243 (1957); *Soviet Phys. Doklady* 2, 195 (1957)  
Nuclear Spin of  $Fe^{57}$
- 57Ge89 J. S. Geiger, V. W. Hughes - *Phys. Rev.* 105, 183 (1957)  
Electron g Value in the Ground State of Deuterium
- 57Go23 L. S. Goodman, S. Wexler - *Phys. Rev.* 108, 1524 (1957)  
Nuclear Spins and Magnetic Dipole Moments of 50-Day  $In^{114m}$  and 54-min  $In^{116m}$
- 57Gr51 M. A. Grace, C. E. Johnson, R. G. Scurlock, R. T. Taylor - *Phil. Mag.* 2, 1079 (1957)  
Nuclear Alignment of Ytterbium 175
- 57Ho69 W. M. Hooke, R. L. Christensen, D. R. Hamilton, J. B. Reynolds, H. H. Stroke - *Bull. Am. Phys. Soc.* 2, No. 7, 344, H1 (1957)  
Hyperfine Structure of  $Au^{194}$
- 57Hu75 J. C. Hubbs, W. A. Nierenberg, H. A. Shugart, H. B. Silsbee, R. J. Sunderland - *Phys. Rev.* 107, 723 (1957)  
Hyperfine-Structure Separations and Magnetic Moments of  $Rb^{81}$ ,  $Rb^{82}$ ,  $Rb^{83}$ , and  $Rb^{84}$
- 57Hu80 W. J. Huiskamp, A. N. Diddens, J. C. Severiens, A. R. Miedema, M. J. Steenland - *Physica* 23, 605 (1957)  
Anisotropy and Polarization of Gamma Rays Emitted by Orientated  $^{52}Mn$  Nuclei
- 57Hu86 J. C. Hubbs, W. A. Nierenberg, H. A. Shugart, J. L. Worcester - *Phys. Rev.* 105, 1928 (1957)  
Odd-Odd Isotope Having Zero Spin
- 57Ka07 D. Kaplan, E. L. Hahn - *Bull. Am. Phys. Soc.* 2, No. 8, 384 K10 (1957)  
Double Resonance Detection of  $K^{39,41}$  Quadrupole Interactions in  $KClO_3$
- 57Ka27 R. A. Kamper, K. R. Lea, C. D. Lustig - *Proc. Phys. Soc. (London)* 70B, 897 (1957)  
Hyperfine Structure and Nuclear Electric Quadrupole Moment of  $^{170}$
- 57Ke13 R. W. Kedzie, M. Abraham, C. D. Jeffries - *Phys. Rev.* 108, 54 (1957)  
Paramagnetic Resonance Hyperfine Structure of  $Ce^{141}$  and  $Nd^{147}$
- 57Ki20 F. Kirchner, W. Wilhelmy - *Nuovo cimento* 6, Suppl. 1, 246 (1957)  
Eine Neubestimmung des Gyromagnetischen Verhältnisses des Protons
- 57Kl31 M. P. Klein, B. E. Holder - *Phys. Rev.* 106, 837 (1957)  
Determination of the Sign of the  $He^3$  Nuclear Magnetic Moment
- 57Kr51 K. Krebs, R. Winkler - *Ann. Physik* 20, 60 (1957)  
Die Hyperfeinstruktur des Grundzustandes des Europiums
- 57Kr52 V. E. Krohn, T. B. Novey, S. Raboy - *Phys. Rev.* 105, 234 (1957)  
Attenuation of  $Am^{241}$   $\alpha$ - $\gamma$  Angular Correlation in Liquid Film Sources
- 57La08 J. T. LaTourrette, W. E. Quinn, N. F. Ramsey - *Phys. Rev.* 107, 1202 (1957)  
Magnetic Moment of  $Ne^{21}$
- 57Lo50 W. Low - *Phys. Rev.* 105, 801 (1957)  
Paramagnetic Resonance and Optical Absorption Spectra of  $Cr^{3+}$  in  $MgO$
- 57Ma19 A. A. Manenkov, A. M. Prokhorov, P. S. Trukhliaev, G. N. Iakovlev - *Doklady Akad. Nauk SSSR* 112, 623 (1957); *Soviet Phys. Doklady* 2, 64 (1957)  
Paramagnetic Resonance Hyperfine Structure Nuclear Spin and the Magnetic Moment of the 5.3-Year Radioactive Isotope  $Eu^{152}$

- 57Ma24 L.L.Marino, W.B.Ewbank, W.A.Nierenberg, H.A.Shugart, H.E.Silsbee - Bull.Am.Phys.Soc. 2, No.8, 383, K4 (1957)  
Nuclear Spin of Bi<sup>206</sup>
- 57Ma55 A.A.Manenkov, A.A.Prokhorov - Zhur.Eksptl.i Teoret.Fiz. 33, 1116 (1957); Soviet Phys.JETP 6, 860 (1958)  
A Determination of the Nuclear Moments of Gd<sup>155</sup> and Gd<sup>157</sup> from the Hyperfine Structure of Paramagnetic Resonance
- 57Mu96 K.Murakawa, T.Kamei - Phys.Rev. 105, 671 (1957)  
Quadrupole Moments of Os<sup>189</sup>, Ta<sup>181</sup>, Lu<sup>175</sup>, and La<sup>139</sup>
- 57Ni09 W.A.Nierenberg, H.A.Shugart, H.B.Silsbee - Bull.Am.Phys.Soc. 2, No.4, 200 KA11 (1957)  
Nuclear Spin of Cu<sup>61</sup> (3.3 hr)
- 57Ni25 W.A.Nierenberg - Ann.Rev. Nuclear Sci. 7, 349 (1957)  
The Measurement of the Nuclear Spins and Static Moments of Radioactive Isotopes
- 57Og11 S.Ogawa - J.Phys.Soc.Japan 12, 1105 (1957)  
Nuclear Quadrupole Resonance of Antimony Isotopes in Solids
- 57Pr46 A.G.Prodell, P.Kusch - Phys.Rev. 106, 87 (1957)  
Hyperfine Structure of Tritium in the Ground State
- 57Ri37 G.J.Ritter, G.W.Series - Proc.Roy.Soc.(London) 238A, 473 (1957)  
Double Resonance Measurements of Hyperfine Structures in Potassium
- 57Ri42 M.Rice, R.V.Pound - Phys.Rev. 106, 953 (1957)  
Ratio of the Magnetic Moments of In<sup>115</sup> and In<sup>113</sup>
- 57Sa07 J.H.Sanders - Nuovo cimento 6, Suppl.1, 242 (1957)  
A Precise Measurement of the Magnetic Moment of the Proton
- 57Sc28 C.Schwartz - Phys.Rev. 105, 173 (1957)  
Theory of Hyperfine Structure
- 57Se32 S.L.Segel, R.G.Barnes - Phys.Rev. 107, 638 (1957)  
Nuclear Quadrupole Moment Ratio of Re<sup>185</sup> and Re<sup>187</sup>
- 57St11 H.H.Stroke, V.Jaccarino, D.S.Edmonds,Jr., R.Weiss - Phys.Rev. 105, 590 (1957)  
Magnetic Moments and Hyperfine-Structure Anomalies of Cs<sup>133</sup>, Cs<sup>134</sup>, Cs<sup>135</sup> and Cs<sup>137</sup>
- 57St39 R.M.Sternheimer - Phys.Rev. 105, 158 (1957)  
Effect of the Atomic Core on the Nuclear Quadrupole Coupling
- 57St93 M.J.Stevenson, C.H.Townes - Phys.Rev. 107, 635 (1957)  
Quadrupole Moment of O<sup>17</sup>
- 57Ti12 Y.Ting, H.Lew - Phys.Rev. 105, 581 (1957)  
Hyperfine Structure of Cu<sup>63</sup> and Cu<sup>65</sup>
- 57Ti30 Y.Ting - Phys.Rev. 108, 295 (1957)  
Hyperfine Structure and Quadrupole Moment of Lanthanum-139
- 57We13 J.E.Wertz, P.Auzins, R.A.Weeks, R.H.Silsbee - Phys.Rev. 107, 1535 (1957)  
Electron Spin Resonances of F Centers in Magnesium Oxide; Confirmation of the Spin of Magnesium-25
- 57We17 M.M.Weiss, R.I.Walter, O.R.Gilliam, V.W.Cohen - Bull.Am.Phys.Soc. 2, No.1, 31, JA9 (1957); Oral Report  
Paramagnetic Resonance Spectrum of V<sup>4+</sup>
- 57Wo35 J.L.Worcester, W.A.Nierenberg, R.Marrus, J.C.Hubbs - Bull.Am.Phys.Soc. 2, No.8, 383, K2 (1957)  
New Upper Limit for the Magnetic Moment of Gallium-66
- 57Wo46 G.K.Woodgate, J.S.Martin - Proc.Phys.Soc.(London) 70A, 485 (1957)  
Hyperfine Structure in Manganese <sup>55</sup>Mn
- 58Ab18 M.Abraham, C.D.Jeffries, R.W.Kedzie, J.C.Wallmann - Phys.Rev. 112, 553 (1958); Corrects Data in 57Ab07  
Re-Examination of the Paramagnetic Resonance of Np<sup>239</sup>
- 58A192 R.G.Albridge, J.C.Hubbs, R.Marrus - Phys.Rev. 111, 1137 (1958)  
The Spin of Neptunium-238
- 58Ar06 M.Arditi, T.R.Carver - Phys.Rev. 109, 1012 (1958)  
Optical Detection of Zero-Field Hyperfine Splitting of Na<sup>23</sup>
- 58Ba35 J.M.Baker, B.Bleaney - Proc.Roy.Soc.(London) 245A, 156 (1958); See Also 55Ba04 (Ho), 55Ba08 (Pr)  
Paramagnetic Resonance in Some Lanthanone Ethyl Sulphates
- 58Be85 V.B.Belyanin - Optika i Spektroskopia 5, 340 (1958); Chem.Abstr. 53, 12842g (1959)  
Magnetic Moment of Holmium
- 58Be99 P.L.Bender, E.C.Beatty, A.R.Chi - Phys.Rev.Letters 1, 311 (1958)  
Optical Detection of Narrow Rb<sup>87</sup> Hyperfine Absorption Lines
- 58Bl58 N.Bloembergen, P.P.Sorokin - Phys.Rev. 110, 865 (1959)  
Nuclear Magnetic Resonance in the Cesium Halides
- 58Bl59 J.Blaise - Ann.phys. 3, 1019 (1958)  
Recherches sur le Deplacement Isotopique dans les Spectres Atomiques des Elements Lourdes

- 58Br87 W.Brouwer, H.E.Petch - Can.J.Phys. 36, 632 (1958)
- 58Bu05 H.Bucka - Z.Physik 151, 328 (1958)  
Doppelresonanz durch Anregung mit Hyperfeinstrukturkomponenten und Nachweis durch Selbstabsorption
- 58Co68 E.D.Commins, P.Kusch - Phys.Rev.Letters 1, 208 (1958)  
Upper Limit to the Magnetic Moment of He<sup>6</sup>
- 58Da12 J.M.Daniels, J.L.G.Lemarche, M.A.R.LeBlanc - Can.J.Phys. 36, 997 (1958)  
Nuclear Orientation Experiments with Pr<sup>142</sup> and Yb<sup>175</sup> Nuclei
- 58Da20 T.P.Das, E.L.Hahn - Solid State Physics, Suppl. 1, Academic Press, Inc. New York, N.Y. (1958)  
Nuclear Quadrupole Resonance Spectroscopy
- 58Da21 J.W.T.Dabbs, L.D.Roberts, G.W.Parker - Physica 24, S69(1958)  
Alpha-Particle and Fission Anisotropies from Oriented Actinide Nuclei
- 58Dr05 R.L.Driscoll, P.L.Bender - Phys.Rev. Letters 1, 413 (1958)  
Proton Gyromagnetic Ratio
- 58Ei03 J.Eisinger, G.Feher - Phys.Rev. 109, 1172 (1958)  
Hfs Anomaly of Sb<sup>121</sup> and Sb<sup>123</sup> Determined by the Electron Nuclear Double Resonance Technique
- 58Ew84 W.B.Ewbank, W.A.Nierenberg, H.A.Shugart, H.B.Silsbee - Phys.Rev. 110, 595 (1958)  
Spins of Silver-105, Silver-106, and Silver-110m
- 58Ew85 W.B.Ewbank, L.L.Marino, W.A.Nierenberg, H.A.Shugart, H.B.Silsbee - Bull.Am.Phys.Soc. 3, No.7, 370 M2 (1958)  
Nuclear Spin of Silver-103
- 58Fl39 P.C.Fletcher, E.Amble - Phys.Rev. 110, 536 (1958)  
Spin and Quadrupole Moment of I<sup>125</sup> and the Magnetic Moment of I<sup>131</sup>
- 58Ga16 H.L.Garvin, T.M.Green, E.Lipworth, W.A.Nierenberg - Phys.Rev.Letters 1, 74 (1958)  
Nuclear Spin of Astatine-211
- 58Ga18 H.L.Garvin, T.M.Green, E.Lipworth - Phys.Rev. 111, 534 (1958)  
Spins of Some Radioactive Iodine Isotopes
- 58Ga20 H.L.Garvin, T.M.Green, E.Lipworth - Phys.Rev.Letters 1, 292 (1958)  
Nuclear Spin of 12.6-Hour Iodine-130
- 58Go72 G.Goldring, R.P.Scharenberg - Phys.Rev. 110, 701 (1958)  
Gyromagnetic Ratio of 2+ Rotational States
- 58Gr65 G.M.Groszof, P.Buck, W.Lichten, I.I.Rabi - Phys.Rev.Letters 1, 214 (1958)  
Quadrupole Moment of Ne<sup>21</sup>
- 58Gr92 M.A.Grace, C.E.Johnson, R.G.Scurlock, R.T.Taylor - Phil.Mag. 3, 456 (1958)  
Nuclear Orientation of Praseodymium 142
- 58Hu11 J.C.Hubbs, R.Marrus - Phys.Rev. 110, 287 (1958)  
Hyperfine Structure Measurements on Neptunium-239
- 58Hu14 J.C.Hubbs, R.Marrus, J.L.Worcester - Phys.Rev. 110, 534 (1958)  
Nuclear Spin of Gallium-68
- 58Hu15 J.C.Hubbs, J.Winocur - Bull.Am.Phys.Soc. 3, No.5, 319, E8 (1958)  
Hyperfine-Structure Investigations of Protactinium-233
- 58Hu17 C.A.Hutchison, Jr., E.Wong - J.Chem.Phys. 29, 754 (1958)
- 58Hu70 J.C.Hubbs, R.Marrus, W.A.Nierenberg, J.L.Worcester - Phys.Rev. 109, 390 (1958)  
Hyperfine Structure Measurements on Plutonium-239
- 58Ke25 F.M.Kelly - Handbuch der Physik 38/1, S.Flugge, Ed., Springer Verlag, Gottingen, p.59 (1958)  
Determination of Nuclear Spins and Magnetic Moments by Atomic Spectroscopy
- 58Ko90 H.Kopfermann - Nuclear Moments, English Version Prepared from the Second German Edition by E.E.Schneider, Academic Press, Inc., New York, N.Y. (1958)
- 58Kr69 H.Kruger, K.Scheffler - J.phys.radium 19, 854 (1958)  
Experiences de Double Resonance dans l'Etat Excite 4 2P<sub>3/2</sub> de l'Atome <sup>23</sup>Na
- 58Ku77 A.G.Kucheriaev, I.K.Szhenov, S.M.Gogichaishvili, I.N.Leonteva, L.V.Vasilev - Zhur.Eksp'tl.i Teoret.Fiz. 34, 774 (1958); Soviet Phys. JETP 7, 533 (1958)  
Nuclear Magnetic Moments of Sr<sup>87</sup> and Mg<sup>25</sup>
- 58La04 G.Laukien - Handbuch der Physik 38/1, S.Flugge, Ed., Springer Verlag, Gottingen, p.120 (1958)  
Kernmagnetische Hochfrequency-Spektroskopie
- 58Li45 I.Lindgren, C.M.Johansson, S.Axensten - Phys.Rev.Letters 1, 473 (1958)  
Nuclear Ground-State Spins of Thallium-198 and -201
- 58Lo62 W.Low, P.M.Llewellyn - Phys.Rev. 110, 842 (1958)  
Hyperfine Structure of Technetium-99 from Paramagnetic Resonance
- 58Lu64 G.W.Ludwig, H.H.Woodbury, R.O.Carlson - Phys.Rev.Letters 1, 295 (1958)  
Spin of Fe<sup>57</sup>
- 58Ma18 W.Markowitz, R.Glenn Hall, L.Essen, J.V.L.Parry - Phys.Rev.Letters 1, 105 (1958); See Also 57Es32  
Frequency of Cesium in Terms of Ephemeris Time



- 58Ma20 I. Mannari, T. Arai - J. Chem. Phys. 28, 28 (1958)
- 58Ma21 L.L. Marino, G.O. Brink, W.B. Ewbank, H.A. Shugart, H.B. Silsbee -  
Bull. Am. Phys. Soc. 3, No. 3, 186 J6 (1958)  
Nuclear Spins of  $Tl^{200}$  and  $Tl^{201}$
- 58Ma35 L.L. Marino, W.B. Ewbank, H.A. Shugart, H.B. Silsbee - Bull. Am. Phys. Soc. 3,  
No. 5, 319 E10 (1958)  
Nuclear Spin of  $Tl^{202}$
- 58Ma43 L.L. Marino, W.B. Ewbank, W.A. Nierenberg, H.A. Shugart, H.B. Silsbee - Phys. Rev.  
111, 286 (1958)  
Spins of Indium-109, Indium-110m and Indium-111
- 58Mu04 K. Murakawa - J. Phys. Soc. Japan 13, 101 (1958)  
Quadrupole Moment of  $Nb^{93}$  and Test of the Hyperfine Structure Formulas
- 58Mu08 K. Murakawa - Phys. Rev. 110, 393 (1958)  
Quadrupole Moments of  $As^{75}$ ,  $La^{139}$ , and  $Hg^{201}$
- 58Mu10 K. Murakawa - J. Phys. Soc. Japan 13, 484 (1958)  
The Arc Spectrum of Iodine and the Quadrupole Moment of  $I^{127}$
- 58Ni27 W.A. Nierenberg, H.A. Shugart, H.B. Silsbee, R.J. Sunderland - Phys. Rev. 112,  
186 (1958)  
Hyperfine-Structure Separations and Magnetic Moments of  $Cs^{127}$ ,  $Cs^{129}$ ,  $Cs^{130}$ ,  
and  $Cs^{132}$
- 58No39 R. Novick, E.D. Commins - Phys. Rev. 111, 822 (1958)  
Hyperfine Structure of the Metastable State of Singly Ionized Helium-3
- 58Pa11 J.G. Park - Proc. Roy. Soc. (London) 245A, 118 (1958)  
The Magnetic Dipole and Electric Quadrupole Moments of Dysprosium 161 and  
163
- 58Pi43 F.M. Pipkin, J.W. Culvahouse - Phys. Rev. 109, 1423 (1958)  
Radio-Frequency Orientation of  $As^{76}$
- 58Pi45 F.M. Pipkin - Phys. Rev. 112, 935 (1958)  
Radio-Frequency Orientation of  $Sb^{122}$
- 58Pi48 L.H. Piette, H.E. Weaver - J. Chem. Phys. 28, 735 (1958)  
NMR Chemical Shifts of  $Pb^{207}$  in a Few Compounds
- 58Qu02 W.E. Quinn, J.M. Baker, J.T. LaTourrette, N.F. Ramsey - Phys. Rev. 112, 1929  
(1958)  
Radio-Frequency Spectra of Hydrogen Deuteride in Strong Magnetic Fields
- 58Ra16 S. Raboy, V.E. Krohn - Phys. Rev. 111, 579 (1958)  
Gyromagnetic Ratio of the  $3.5 \times 10^{-9}$  sec State and Other Angular Correlation  
Measurements of  $Tc^{99}$
- 58Re10 J.B. Reynolds, R.L. Christensen, D.R. Hamilton, W.M. Hooke, H.H. Stroke -  
Phys. Rev. 109, 465 (1958)  
Spins of Certain Short-Lived Cu and Ag Isotopes
- 58Ro54 H.R. Rottmann - Z. Physik 153, 158 (1958)  
Das Kernquadrupolmoment des  $Mn^{55}$
- 58Sa40 P.L. Sagalyn, A.C. Melissinos, F. Bitter - Phys. Rev. 109, 375 (1958)  
Separation and Identification of Overlapping Hyperfine Structure Components:  
Application to Mercury Resonance Radiation
- 58St34 A. Steudel - Z. Physik 152, 599 (1958)  
Über die Hyperfeinstruktur im Spektrum des Lutetiums und die Kernmomente von  
 $Lu^{175}$  und  $Lu^{176}$
- 58Su55 K. Sugimoto - J. Phys. Soc. Japan 13, 240 (1958)  
Magnetic Moment of the First Excited State of  $Sm^{152}$
- 58To34 C.H. Townes - Handbuch der Physik 38/1 S. Flugge, Ed., Springer Verlag,  
Gottingen, p. 377 (1958)  
Determination of Nuclear Quadrupole Moments
- 58Wi44 J. Winocur, R. Marrus, J.C. Hubbs, A. Cabezas - Bull. Am. Phys. Soc. 3, No. 8, 415  
L6 (1958)  
Hyperfine-Structure Splitting of Thallium-204
- 58Wo52 H.H. Woodbury, G.W. Ludwig - Phys. Rev. Letters 1, 16 (1958)  
Spin of  $Ni^{61}$
- 59An34 L.W. Anderson, F.M. Pipkin, J.C. Baird, Jr. - Phys. Rev. 116, 87 (1959)  
 $N^{14}$ - $N^{15}$  Hyperfine Anomaly
- 59Ax98 S. Axensten, C.M. Johansson, I. Lindgren - Arkiv Fysik 15, 463 (1959)  
Nuclear Spins of the Bismuth Isotopes  $Bi^{199}$ ,  $Bi^{200}$ ,  $Bi^{201}$ , and  $Bi^{202}$
- 59Ba08 F. Bayer-Helms - Z. Physik 154, 175 (1959)  
Hyperfeinstruktur von  $^{83}Kr$
- 59Bo43 E. Bodenstedt, E. Matthias, H.J. Korner - Z. Physik 153, 423 (1959)  
Das magnetische Momente des 181 keV-Niveaus von Technetium 99
- 59Bo56 E. Bodenstedt, H.J. Korner, E. Matthias - Nuclear Phys. 11, 584 (1959)  
Angular Correlation Measurements on  $Cs^{133}$  and the Magnetic Moment of the 81  
keV-Level
- 59Br23 G. Breit, R.L. Gluckstern - Handbuch der Physik 41/1, S. Flugge, Ed.,  
Springer-Verlag, Gottingen, p. 496 (1959)  
Coulomb Excitation

- 59Bu18 G. Burns - Phys. Rev. 115, 357 (1959)  
Antishielding and Polarizabilities in Alkali Halide Gases
- 59Bu93 H. Bucka, H. Kopfermann, E. W. Otten - Ann. Physik 4, 39 (1959)  
Bestimmung der Kernquadrupolmomente der radioaktiven Isotopes Cs<sup>135</sup> und Cs<sup>137</sup>
- 59Ch24 W. J. Childs, L. S. Goodman, L. J. Kieffer - Bull. Am. Phys. Soc. 4, No. 3, 151 H6 (1959)  
Nuclear Spin of Cr<sup>51</sup>
- 59Ch34 H. Chantrel - Ann. phys. 4, 965 (1959)
- 59Co52 V. W. Cohen, J. Schwartz, R. Novick - Phys. Rev. Letters 2, 305 (1959)  
Nuclear Magnetic Moment and Spin of Europium-152m
- 59Co68 D. Connor - Phys. Rev. Letters 3, 429 (1959)  
Measurement of the Nuclear g Factor of Li<sup>8</sup>
- 59Co83 V. W. Cohen - Recent Research in Molecular Beams, I. Estermann, Ed., Academic Press, Inc., New York, N. Y., p. 121 (1959)  
Comparison of Methods for the Determination of Nuclear Spins as Applied to Radioactive Nuclei
- 59Co92 F. D. Colegrove, P. A. Franken, R. R. Lewis, R. H. Sands - Phys. Rev. Letters 3, 420 (1959)  
Novel Method of Spectroscopy with Applications to Precision Fine Structure Measurements
- 59Du80 W. Duffy, Jr. - Phys. Rev. 115, 1012 (1959)  
Magnetic Moment of the Triton in Units of the Magnetic Moment of the Proton
- 59Ew88 W. B. Ewbank - Thesis, Univ. California (1959); UCRL-8756 (1959)  
The Nuclear Spins and Magnetic Moments of Certain Gold and Silver Isotopes
- 59Ew89 W. B. Ewbank, L. L. Marino, W. A. Nierenberg, H. A. Shugart, H. B. Silsbee - Phys. Rev. 115, 614 (1959)  
Nuclear Spins of Silver-104 and Silver-106
- 59Fa10 P. G. Favero, A. M. Mirri, W. Gordy - Phys. Rev. 114, 1534 (1959)  
Millimeter-Wave Rotational Spectrum of NO in the  $^2\Pi_{3/2}$  State
- 59Fl39 C. P. Flynn, E. F. W. Seymour - Proc. Phys. Soc. (London) 73, 945 (1959)  
Nuclear Magnetic Resonance in Bismuth
- 59Fr53 G. Fricke, H. Kopfermann, S. Penselin, K. Schlupmann - Z. Physik 156, 416 (1959)  
Bestimmung der Hyperfeinstrukturaufspaltungen der Scandium-Grundzustände  $^2D_{3/2}$  und  $^2D_{5/2}$  und des Quadrupolmomentes des Sc<sup>45</sup>-Kernes
- 59Fr58 G. Fricke, H. Kopfermann, S. Penselin - Z. Physik 154, 218 (1959); See Also 57Eh40
- 59Ga12 H. L. Garvin, T. M. Green, E. Lipworth, W. A. Nierenberg - Phys. Rev. 116, 393 (1959)  
Hyperfine Structure and Nuclear Moments of Bromine-82
- 59Gr92 T. M. Green, H. Garvin, E. Lipworth, K. Smith - Bull. Am. Phys. Soc. 4, No. 4, 250 K6 (1959)  
Nuclear Spin of Br<sup>77</sup>
- 59Ha32 W. A. Hardy, E. M. Purcell - Quoted by 65Co20
- 59Hu15 J. C. Hubbs, R. Marrus, J. O. Winocur - Phys. Rev. 114, 586 (1959)  
Zeeman Investigations of Curium-242
- 59Ka10 N. I. Kaliteevskii, M. P. Chaika, I. Kh. Pacheva, E. E. Fradkin - Zhur. Eksptl. i Teoret. Fiz. 37, 882 (1959); Soviet Phys. JETP 10, 629 (1960)  
Nuclear Moments of Odd Gadolinium Isotopes
- 59Ka97 N. I. Kaliteevskii, M. P. Chaika - Vestnik Leningrad Univ. 14, No. 16, Ser. Fiz. i Khim. No. 3, 51 (1959); Nucl. Sci. Abstr. 15, 287, Abstr. 2217 (1961)  
Lu<sup>176</sup> Spin Determination by Photoelectric Measurements
- 59Kl39 M. P. Klein, J. S. Waugh - Phys. Rev. 116, 960 (1959)  
Cd<sup>111</sup>-Cd<sup>113</sup> Nuclear Moment Ratio and Hyperfine Anomaly
- 59Ku82 A. G. Kucheryaev, Yu. K. Szhenov, Sh. M. Gogichaishvili - Zhur. Eksptl. i Teoret. Fiz. 37, 582 (1959); Soviet Phys. JETP 10, 412 (1960); See Also 58Ku77 (Sr<sup>87</sup>)
- 59Ku94 P. Kusch, V. W. Hughes - Handbuch der Physik 37/1, S. Flugge, Ed., Springer Verlag, Göttingen, p. 1 (1959)  
Atomic and Molecular Beam Spectroscopy
- 59La15 E. B. D. Lambe - Thesis, Princeton University (1959); Dissertation Abstr. 21, 2330 (1961)  
A Measurement of the g-Value of the Electron in the Ground State of the Hydrogen Atom
- 59Li41 E. Lipworth, H. L. Garvin, T. M. Green - Bull. Am. Phys. Soc. 4, No. 1, 11 CA4 (1959)  
Nuclear Spins of Br<sup>80m</sup> and Br<sup>80</sup>
- 59Li50 I. Lindgren, C. M. Johansson - Arkiv Fysik 15, 445 (1959)  
Nuclear Magnetic Dipole and Electric Quadrupole Moments of Radioactive Bismuth Isotopes
- 59Li54 S. Liebes, Jr., P. Franken - Phys. Rev. 116, 633 (1959)  
Magnetic Moment of the Proton in Units of the Bohr Magnetron; the Magnetic Moment of the Electron

- 59Lo63 W.Low, D.Shaltiel - Phys.Rev. 115, 424 (1959)  
Ratios of Relative Abundance, Magnetic Moments, and Capture Cross Sections of Gadolinium Isotopes from Paramagnetic Resonance Spectrum
- 59Ma19 L.L.Marino - Thesis, Univ.California (1959); UCRL-8721; See Also 58Ma43  
Some Nuclear Properties of Bi<sup>206</sup>, Tl<sup>200</sup>, Tl<sup>201</sup>, Tl<sup>202</sup>, In<sup>109</sup>, In<sup>110m</sup>, and In<sup>111</sup>
- 59Mc70 M.N.McDermott, G.Gould - Unpublished Data, Quoted by 59Ku94
- 59Me81 A.C.Melissinos - Phys.Rev. 115, 126 (1959)  
Determination of the Dipole Moment and Isotope Shift of Radioactive Hg<sup>197</sup> by 'Double Resonance'
- 59Me82 A.C.Melissinos, S.P.Davis - Phys.Rev. 115, 130 (1959)  
Dipole and Quadrupole Moments of the Isomeric Hg<sup>197\*</sup> Nucleus; Isomeric Isotope Shift
- 59Or36 J.W.Orton - Repts.Progr. In Phys. 22, 204 (1959)
- 59Pe26 F.R.Petersen, V.J.Ehlers, W.B.Ewbank, L.L.Marino, H.A.Shugart - Phys.Rev. 116, 734 (1959)  
Nuclear Spin, Hyperfine-Structure Separation, and Magnetic Moment of 22-Hour Potassium-43
- 59Pe33 J.C.Pebay-Peyroula - J.phys.radium 20, 721 (1959)  
Resonance Magnetique de Niveaux Atomiques Excites par Bombardement Electronique
- 59Po62 H.Postma, A.R.Miedema, M.C.Eversdijk Smulders - Physica 25, 671 (1959)  
Angular Distribution and Linear Polarization of Gamma Rays from Aligned <sup>166m</sup>-Ho Nuclei
- 59Ro45 J.M.Rocard, M.Bloom, L.B.Robinson - Can.J.Phys. 37, 522 (1959)  
Nuclear Magnetic Resonance in Lead-Containing Compounds
- 59Sh63 J.E.Sherwood, S.J.Ovenshine - Phys.Rev. 114, 858 (1959)  
Nuclear Spins of I<sup>128</sup> and I<sup>130</sup>
- 59Sh64 J.E.Sherwood, S.J.Ovenshine, G.W.Parker - Bull. Am.Phys.Soc. 4, No.6, 386, B10 (1959)  
Nuclear Spin of I<sup>132</sup>
- 59St46 H.Stroke - Priv.Comm. (December 28, 1959)
- 59Wh56 J.White, C.Drake, V.W.Hughes - Unpublished Data, Quoted by 59Ku94
- 60Al01 S.S.Alpert, E.Lipworth, M.B.White - Bull. Am.Phys.Soc. 5, No.4, 273, R3 (1960)  
Nuclear Moments of I<sup>133</sup>
- 60Al23 K.Alder, A.Winther - Kgl.Danske Videnskab.Selskab, Mat.-fys.Medd. 32, No.8 (1960)  
On the Theory of Multiple Coulomb Excitation with Heavy Ions
- 60An13 L.W.Anderson, F.M.Pipkin, J.C.Baird, Jr. - Phys.Rev. 120, 1279 (1960)  
Hyperfine Structure of Hydrogen, Deuterium, and Tritium
- 60Ar09 Y.Archambault, J.P.Descoubes, M.Priou, A.Omont, J.C.Pebay-Peyroula - J.phys.radium 21, 677 (1960)  
Etude par Bombardement Electronique de la Duree de Vie et de la Structure Hyperfine des Niveau D du Sodium et du Cesium
- 60Ba06 R.W.Bauer, M.Deutsch - Phys.Rev. 117, 519 (1960)  
Nuclear Orientation of Mn<sup>56</sup>
- 60Ba20 R.W.Bauer, M.Deutsch - Nuclear Phys. 16, 264 (1960)  
Nuclear Polarization of Co<sup>55</sup>
- 60Ba42 R.W.Bauer, M.Deutsch, G.S.Mutchler, D.G.Simons - Phys.Rev. 120, 946 (1960)  
Nuclear Orientation of Mn<sup>54</sup> and Mn<sup>52m</sup>
- 60Be12 R.Bersohn - Phys.Rev.Letters 4, 609 (1960)  
Quadrupole Moment of Fe<sup>57m</sup>
- 60Be23 L.H.Bennett, J.I.Budnick - Phys.Rev. 120, 1812 (1960)  
Magnetic Resonance Determination of the Nuclear Moment of Tantalum-181 in KTaO<sub>3</sub>
- 60Be34 R.E.Bernheim, H.Gutowsky - J.Chem.Phys. 32, 1072 (1960)
- 60Bl15 A.L.Bloom, J.B.Carr - Phys.Rev. 119, 1946 (1960)  
Pressure Shifts in the Hyperfine Structure Constant of Potassium
- 60Bo17 E.Bodenstedt, H.J.Korner, F.Frisius, D.Hovestadt, E.Gerdau - Z.Physik 160, 33 (1960)  
Der g-Faktor des 93 keV-Niveaus und andere Winkelkorrelationsmessungen an Pm<sup>147</sup>
- 60Bu13 A.Bussiere de Nercy, M.Langevin, M.Spighel - J.phys.radium 21, 288 (1960)  
Absorption Resonnante du Rayonnement  $\gamma$  Sans Recul du Noyau de <sup>166</sup>Ho et <sup>1930s</sup>
- 60Ca03 A.Cabezas, I.Lindgren, E.Lipworth, R.Marrus, M.Rubinstein - Nuclear Phys. 20, 509 (1960)  
Nuclear Spins of Neodymium-147 and Promethium-147
- 60Ca05 A.Cabezas, E.Lipworth, R.Marrus, J.Winocur - Phys.Rev. 118, 233 (1960)  
Nuclear Spin of Samarium-153

- 60Ca15 A.Y.Cabezas, I.Lindgren - Phys.Rev. 120, 920 (1960)  
Atomic Beam Study of the Hyperfine Structure of Thulium-170
- 60Ch08 W.J.Childs, L.S.Goodman - Phys.Rev. 118, 1578 (1960)  
Nuclear Spin and Hyperfine Interaction of In<sup>113m</sup>
- 60Ch09 R.J.Champeau, S.Gerstenkorn - Compt.rend. 251, 352 (1960)
- 60Ch13 W.J.Childs, L.S.Goodman, L.J.Kieffer - Phys.Rev. 120, 2138 (1960)  
Nuclear Spin and Moments of 14-hr Ga<sup>72</sup>
- 60Ch15 C.J.S.Chapman, M.A.Grace, J.M.Gregory, C.V.Sowter - Proc.Roy.Soc. (London) 259A, 377 (1960)  
The Nuclear Alinement of Promethium Isotopes and the Decay Scheme of <sup>149</sup>Pm
- 60De16 P.Debrunner, W.Kundig - Helv.Phys.Acta 33, 395 (1960)  
 $\gamma$ - $\gamma$ -Korrelationsmessung an <sup>152</sup>Sm, <sup>152</sup>Gd und <sup>154</sup>Gd: Spizuordnung, Mischungsverhältnis und g-Faktor
- 60Do01 J.N.Dodd, R.W.M.Kinnear - Proc.Phys.Soc. (London) 75, 51 (1960)  
The Hyperfine Structure of the <sup>32</sup>P<sub>3/2</sub> State of Sodium and the Quadrupole Moment of <sup>23</sup>Na
- 60Ew06 W.B.Ewbank, L.L.Marino, W.A.Nierenberg, H.A.Shugart, H.E.Silsbee - Phys.Rev. 120, 1406 (1960)  
Nuclear Spins of Six Neutron-Deficient Gold Isotopes
- 60Fa08 W.Faust, M.McDermott, W.Lichten - Phys.Rev. 120, 469 (1960)  
Hyperfine Structure of the Metastable <sup>3</sup>P<sub>2</sub> State of Cd<sup>111</sup> and Cd<sup>113</sup>
- 60Fe07 P.C.B.Fernando, G.K.Rochester, I.J.Spalding, K.F.Smith - Phil.Mag. 5, 1291 (1960)  
The Hyperfine Structure of <sup>121</sup>Sb and <sup>123</sup>Sb
- 60Fe08 P.C.B.Fernando, G.K.Rochester, K.F.Smith - Phil.Mag. 5, 1309 (1960)  
The Spin of <sup>124</sup>Sb and the Spin and Moments of <sup>122</sup>Sb
- 60Fl103 C.P.Flynn, E.F.W.Seymour - Proc.Phys.Soc. (London) 76, 301 (1960)  
Knight Shift of the Nuclear Magnetic Resonance in Liquid Indium
- 60Ga12 H.L.Garvin, E.Lipworth - Nuclear Phys. 19, 140 (1960)  
The Nuclear Spins of I<sup>126</sup>, I<sup>132</sup>, I<sup>133</sup>, and I<sup>135</sup>
- 60Ha05 S.S.Hanna, J.Heberle, C.Littlejohn, G.J.Perlow, R.S.Preston, D.H.Vincent - Phys.Rev.Letters 4, 177 (1960)  
Polarized Spectra and Hyperfine Structure in Fe<sup>57</sup>
- 60Ha33 S.S.Hanna, L.Meyer-Schutzmeister, R.S.Preston, D.H.Vincent - Phys.Rev. 120, 2211 (1960)  
Nuclear Zeeman Effect in Sn<sup>119</sup>
- 60He17 C.F.Hempstead, K.D.Bowers - Phys.Rev. 118, 131 (1960)  
Paramagnetic Resonance of Impurities in CaWO<sub>4</sub>. I. Two S-State Ions
- 60Hu14 C.A.Hutchison, Jr., B.Weinstock - J.Chem.Phys. 32, 56 (1960)  
Paramagnetic Resonance Absorption in Neptunium Hexafluoride
- 60Jo12 C.E.Johnson, J.F.Schooley, D.A.Shirley - Phys.Rev. 120, 2108 (1960)  
Nuclear Orientation of Tb<sup>160</sup>
- 60Ka24 N.I.Kaliteevskii, E.E.Fradkin, M.P.Chaika - Zhur.Eksptl.i Teoret.Fiz. 39, 954 (1960); Soviet Phys.JETP 12, 661 (1961)
- 60Ki03 O.C.Kistner, A.W.Sunyar - Phys.Rev.Letters 4, 412 (1960)  
Evidence for Quadrupole Interaction of Fe<sup>57m</sup>, and Influence of Chemical Binding on Nuclear Gamma-Ray Energy
- 60Kl102 P.F.A.Klinkenberg, F.S.Tomkins - Physica 26, 103 (1960)  
Optical Hyperfine Structure and Nuclear Moments of Promethium 147
- 60Ko20 H.Kopfermann - Sitzber.Heidelberg.Akad.Wiss.Math.Naturw.Kl. p.69 (1960)
- 60Kr07 K.Krebs, R.Winkler - Z.Physik 160, 320 (1960)  
Zur Hyperfeinstruktur des Eu-II
- 60Kr08 K.Krebs, R.Winkler - Naturwissenschaften 47, 490 (1960)  
Zum Quadrupolmoment des Europiums
- 60Ky01 R.-T.Kyi - Thesis, Univ.California (1960); UCRL-9109 (1960)  
Paramagnetic Resonance of Tetravalent Pa<sup>231</sup>
- 60Le05 H.Lew, R.S.Title - Can.J.Phys. 38, 868 (1960)
- 60Li10 C.C.Lin - Phys.Rev. 119, 1027 (1960); Calculated Using Data of <sup>56</sup>Ga<sup>77</sup> and <sup>59</sup>Fa<sup>10</sup>  
Hyperfine Structure of the Microwave Spectra of the NO Molecule and the Nuclear Quadrupole Moment of Nitrogen
- 60Li11 E.Lipworth, T.M.Green, H.L.Garvin, W.A.Nierenberg - Phys.Rev. 119, 1053 (1960)  
The Hyperfine Structure and Nuclear Moments of 17-hr Bromine-76
- 60Li13 E.Lipworth, H.L.Garvin, T.M.Green - Phys.Rev. 119, 2022 (1960)  
Atomic-Beam Measurement of the Hyperfine Structure and Nuclear Moments of Iodine-131
- 60Lo01 W.Low - Phys.Rev. 118, 1608 (1960)  
Paramagnetic and Optical Spectra of Ytterbium in the Cubic Field of Calcium Fluoride

- 60Lo05 W.Low - Solid State Physics, Suppl.2, Academic Press, Inc., New York,N.Y., (1960)  
Paramagnetic Resonance in Solids
- 60Lu02 G.W.Ludwig, H.H.Woodbury - Phys.Rev. 117, 1286 (1960)
- 60Lu06 A.Lurio, G.Weinreich, C.W.Drake, V.W.Hughes, J.A.White - Phys.Rev. 120, 153 (1960)  
Atomic  $g(J)$  Values for Neon and Argon in their Metastable  $^3P_2$  States; Evidence for Zero Spin of  $Ne^{20}$
- 60Ma03 G.Manning, J.D.Rogers - Nuclear Phys. 15, 166 (1960); J.D.Rogers - Priv.Comm. (April 1972)  
Measurement of  $g$ -Factors of Several Short Lived Nuclear States in Odd-Mass Nuclei
- 60Ma30 R.Marrus, W.A.Nierenberg, J.Winocur - Phys.Rev. 120, 1429 (1960)  
Hyperfine Structure of Americium-241
- 60Ma38 G.Manning, J.Rogers - Nuclear Phys. 19, 675 (1960)  
Measurement of the Rotational  $g$ -Factor ( $g(R)$ ) for Several Nuclei
- 60Mc11 M.N.McDermott, W.L.Lichten - Phys.Rev. 119, 134 (1960)  
Hyperfine Structure of the  $6^3P_2$  State of  $Hg^{199}$  and  $Hg^{201}$ . Properties of Metastable States of Mercury
- 60Mu11 K.Murakawa - J.Phys.Soc.Japan 15, 2306 (1960)  
Hyperfine Structure of the Spectra of Pr I and Pr II
- 60Od02 A.I.Odintsov - Optika i Spektroskopiya 9, 142 (1960);  
Opt.Spectry.USSR(English Transl.) 9, 75 (1960)  
Hyperfine Structure and Isotopic Shift in the Spectrum of Tl I
- 60Or01 J.W.Orton, P.Auzins, J.E.Wertz - Phys.Rev. 119, 1691 (1960)  
Estimate of the Nuclear Moment of  $Ni^{61}$  from Electron Spin Resonance
- 60Pe09 F.R.Petersen, H.A.Shugart - Bull.Am.Phys.Soc. 5, No.5, 343, D7 (1960)  
The Nuclear Spin of Lanthanum-140
- 60Po09 M.Pomerantz, T.P.Das - Phys.Rev. 119, 70 (1960)  
Theory of Nuclear Quadrupole Interaction in Beryllium Metal
- 60Ra27 D.H.Rank, G.Skorinko, D.P.Eastman, G.D.Saksena, T.K.McCubbin,Jr.,  
T.A.Wiggins - J.Opt.Soc.Am. 50, 1045 (1960)  
Hyperfine Structure of Some Hg I Lines
- 60Ro27 L.D.Roberts, F.J.Walter, J.W.T.Dabbs, G.W.Parker, J.O.Thomson -  
Proc.Intern.Conf.Nucl.Struct., Kingston, Canada, D.A.Bromley, E.W.Vogt,  
Eds., Univ.Toronto Press, p.884 (1960)  
Fission Fragments from Oriented  $U^{233}$  and  $U^{235}$
- 60Sa23 P.G.H.Sanders, G.K.Woodgate - Proc.Roy.Soc.(London) 257A, 269 (1960)  
Hyperfine Structure in the Ground State of the Stable Isotopes of Europium
- 60Sc17 D.S.Schonland - Proc.Roy.Soc.(London) 254A, 111 (1960)
- 60Ti01 R.S.Title, K.F.Smith - Phil.Mag. 5, 1281 (1960)  
The Hyperfine Structure of  $^{209}Bi$
- 60Wo02 H.H.Woodbury, G.W.Ludwig - Phys.Rev. 117, 1287 (1960)  
Magnetic Moment of  $Au^{197}$
- 61Ab01 A.Abragam, F.Boutron - Compt.rend. 252, 2404 (1961)
- 61Ab08 A.Abragam - The Principles of Nuclear Magnetism, Oxford University Press,  
Great Britain (1961)
- 61Ag03 I.I.Agarbiceanu, L.Blanaru, V.Draganescu, N.J.Ionesco-Pallas, N.Komanichu,  
V.Tatu - Optika i Spektroskopiya 10, 297 (1961); Opt.Spectry. USSR  
(English Transl.) 10, 151 (1961)  
Determination of the Nuclear Magnetic Moment of the Isotope  $Hg^{199}$  from the  
Hyperfine Structure of the Line  $HgI$  5461 A
- 61Al20 S.S.Alpert - Thesis, Univ.California (1961); UCRL-9850 (1961); See Also  
60Al01  $I^{133}$   
The Moments, Spins, and Hyperfine Structures of the Radioactive Isotopes:  
 $I^{133}$  (21-hr),  $Nd^{141}$  (2.5-hr),  $Eu^{152}$  (13-hr, and  $Bi^{210}$  (5-Day)
- 61Am02 O.Ames, A.M.Bernstein, M.H.Brennan, D.R.Hamilton - Phys.Rev. 123, 1793  
(1961)  
Magnetic Moments of 69-min  $Ag^{104}$  and 27-min  $Ag^{104m}$
- 61An17 D.H.Anderson - J.Chem.Phys. 35, 1353 (1961)
- 61Au01 J.P.Auffray - Phys.Rev.Letters 6, 120 (1961); Calculated  $Q$  Using Data of  
 $40Ke10$  and  $52Ko22$   
Deuteron Electric Quadrupole Moment
- 61Ax01 J.D.Axe, H.J.Stapleton, C.D.Jeffries - Phys.Rev. 121, 1630 (1961)  
Paramagnetic Resonance Hyperfine Structure of Tetravalent  $Pa^{231}$  in  $Cs_2ZrCl_6$ .
- 61Ax02 S.Axensten, C.M.Olsmats - Arkiv Fysik 19, 461 (1961)  
Nuclear Spins of Neutron-Deficient Polonium Isotopes
- 61Ax04 S.Axensten, G.Liljegren, I.Lindgren - Arkiv Fysik 20, 473 (1961)  
Nuclear Spin Measurements on Neutron-Deficient Tellurium Isotopes
- 61Ba49 R.Bauminger, S.G.Cohen, A.Marinov, S.Ofer - Phys.Rev.Letters 6, 467 (1961)  
Hyperfine Interactions in the Ground State and First Excited State of  $Dy^{161}$   
in Dysprosium Iron Garnet

- 61Bl07 J. Blaise, J. Bauche, S. Gerstenkorn, F. S. Tcmkins - J. phys. radium 22, 417 (1961)  
Spectroscopic Determination of the Spin of Lu<sup>176</sup> and of the Nuclear Magnetic and Quadrupole Moment of Lu<sup>175</sup> and Lu<sup>176</sup>
- 61Bl08 W. E. Blumberg, J. Eisinger, M. P. Klein - Phys. Rev. 124, 206 (1961)  
Isotope Effect in the Nuclear Magnetic Resonance in Rubidium
- 61Bo05 E. Bodenstedt, H. J. Korner, C. Gunther, J. Radeloff - Nuclear Phys. 22, 145 (1961)  
The Gyromagnetic Ratio of the 80 keV Rotational State of Erbium 166
- 61Bo08 E. Bodenstedt, H. J. Korner, G. Strube, C. Gunther, J. Radeloff, E. Gerdau - Z. Physik 163, 1 (1961)  
Das gyromagnetische Verhaltnis des 137 keV Rotationsniveaus von Os<sup>186</sup>
- 61Bo09 A. J. F. Boyle, D. St. P. Dunbury, C. Edwards - Proc. Phys. Soc. (London) 77, 1062 (1961)  
The Nuclear Zeeman Effect, and Quadrupole Splitting in <sup>119</sup>Sn
- 61Bo11 H. S. Boyne, P. A. Franken - Phys. Rev. 123, 242 (1961)  
Magnetic Moment of the Proton in Units of the Nuclear Magneton
- 61Bo25 E. Bodenstedt, H. J. Korner, E. Gerdau, J. Radeloff, G. Gunther, G. Strube - Z. Physik 165, 57 (1961)  
Winkelkorrelationsmessungen an Hf<sup>180</sup> und Bestimmung der g(R)-Factoren des 2+- und des 4+-Rotationsniveaus
- 61Br13 H. R. Brooker, P. J. Haigh, T. A. Scott - Phys. Rev. 123, 2143 (1961)  
Nuclear Magnetic Moment Ratio and Linewidths of N<sup>14</sup> and N<sup>15</sup>
- 61Br16 N. Braslau, G. O. Brink, J. M. Khan - Phys. Rev. 123, 1801 (1961)  
Rb<sup>85</sup>-Rb<sup>86</sup> Hyperfine-Structure Anomaly
- 61Br17 C. Brot - J. phys. radium 22, 412 (1961)  
Mesure Directe de la Structure Hyperfine du Niveau 6 <sup>3</sup>P<sub>1</sub> de l'Isomere Nucleaire <sup>197</sup>Hg\*
- 61Bu02 H. Bucka, H. Kopfermann, A. Minor - Z. Physik 161, 123 (1961)  
Prazisionsmessung der Hyperfeinstruktur des 6 <sup>2</sup>P<sub>3/2</sub>-Terms des Rb I-Spektrums
- 61Bu10 G. Burns - Phys. Rev. 124, 524 (1961)  
Nuclear Quadrupole Moment of Fe<sup>57m</sup>
- 61Ca07 A. Y. Cabezas, I. Lindgren, R. Marrus - Phys. Rev. 122, 1796 (1961)  
Atomic-Beam Investigations of Electronic and Nuclear Ground States in the Rare Earth Region
- 61Ca20 H. Capptuller - Z. Instrumentenk. 69, 191 (1961); Phys. Abstr. 64, 1831, Abstr. 19191 (1961)
- 61Ca21 B. Cagnac - Ann. phys. 6, 467 (1961)  
Orientation Nucleaire par Pumpage Optique des Isotopes Impaires du Mercure
- 61Ca22 T. R. Carver - Quoted by 61Bu02
- 61Ch05 W. J. Childs, L. S. Goodman, L. J. Kieffer - Phys. Rev. 122, 891 (1961)  
Nuclear Spin and Magnetic Moment of 2.6-hr Mn<sup>56</sup>
- 61Ch06 W. J. Childs, L. S. Goodman - Phys. Rev. 122, 591 (1961)  
Nuclear Spin of Ho<sup>166</sup>
- 61Ch10 R. L. Christensen, D. R. Hamilton, H. G. Bennewitz, J. B. Reynolds, H. H. Stroke - Phys. Rev. 122, 1302 (1961)  
Spin and Hyperfine Structure of Arsenic-76
- 61Ch12 C. J. S. Chapman, J. M. Gregory, R. W. Hill, M. W. Johns - Proc. Roy. Soc. (London) 262A, 541 (1961)  
Nuclear Alinement of Cobalt and the Decay of Cobalt-55
- 61De07 S. DeBenedetti, G. Lang, R. Ingalls - Phys. Rev. Letters 6, 60 (1961)  
Electric Quadrupole Splitting and the Nuclear Volume Effect in the Ions of Fe<sup>57</sup>
- 61Do10 J. N. Dodd, G. W. Series - Proc. Roy. Soc. (London) 263A, 353 (1961)
- 61Eh01 D. von Ehrenstein - Ann. Physik 7, 342 (1961)  
Messung der Hyperfeinstrukturaufspaltung des <sup>4</sup>F<sub>0/2</sub>- Grundzustandes im Co<sup>59</sup>-I-Spektrum und Bestimmung des Quadrupolmomentes des Co<sup>59</sup>-Kernes
- 61Ei03 J. Eisinger, W. E. Blumberg, S. Geschwind - Bull. Am. Phys. 6, No. 2, 117, E2 (1961)  
Electron-Nuclear Interactions of Cu<sup>3+</sup> in Sapphire
- 61Es03 L. Essen, E. G. Hope, D. Sutcliffe - Nature 189, 298 (1961)
- 61Fa05 W. L. Faust, M. N. McDermott - Phys. Rev. 123, 198 (1961)  
Hyperfine Structure of the (5p)<sup>5</sup>(6s) <sup>3</sup>P<sub>2</sub> State of Xe<sup>129</sup> and Xe<sup>131</sup>
- 61Fi01 W. Fischer - Z. Physik 161, 89 (1961); Addendum Z. Physik 162, 400 (1961)  
Die Quadrupolmomente der Kupferisotope und die Hyperfeinstruktur der Ubergange 3d<sup>9</sup> 4s<sup>2</sup> m<sup>2</sup>D-3d<sup>10</sup> 4p 2P im Kupfer I-Spektrum
- 61Fo11 W. N. Fox, G. W. Series - Proc. Phys. Soc. (London) 77, 1141 (1961)  
Hyperfine Structure of the Level 5<sup>2</sup>P<sub>1/2</sub> of Potassium 39
- 61Fr07 R. M. Freeman - Nuclear Phys. 26, 446 (1961)  
The Magnetic Moment of the Second Excited State of F<sup>19</sup>

- 61Fr11 P.A.Franken - Phys.Rev. 121, 508 (1961)  
Interference Effects in the Resonance Fluorescence of 'Crossed' Excited Atomic States
- 61Ga16 N.S.Garifyanov, E.I.Semenova - Zhur.Eksptl.I Teoret.Fiz. 41, 337 (1961);  
Soviet Phys.JETP 14, 243 (1962)  
Hyperfine Structure of Electron Paramagnetic Resonance Lines in Supercooled Solutions of Salts of Ti
- 61Ga17 J.Gastebois - Proc.Intern.Conf.Mossbauer Effect, 2nd, Saclay, France, (1961), D.M.J.Compton, A.H.Schoen, Ed., John Wiley and Sons, Inc., New York, p.160 (1962)  
Quadrupole Moment of  $Fe^{57m}$
- 61Gr29 I.Grodzins, R.W.Bauer, H.H.Wilson - Phys.Rev. 124, 1897 (1961)  
Nuclear Magnetic Moment of the 158-keV  $5/2^-$  State of  $Hg^{199}$
- 61Gu08 G.Guthohrlein, H.Kopfermann, G.Noldeke, A.Steudel - Z.Physik 165, 356 (1961)  
Die Kernmomente und die relative Isotopenlage des  $Os^{187}$
- 61Ha34 S.H.Hanauer, J.W.T.Dabbs, L.D.Roberts, G.W.Parker - Phys.Rev. 124, 1512 (1961)  
Angular Distribution of Alpha Particles Emitted by Oriented  $Np^{237}$  Nuclei
- 61Ha37 W.Hayes, J.W.Twidell - J.Chem.Phys. 35, 1521 (1961)
- 61Hi16 H.R.Hirsch - J.Opt.Soc.Am. 51, 1192 (1961)  
Hyperfine Structure in the  $3p_4$  Level of the Twenty-Four-Hour Isomer of Mercury 197
- 61Hu04 R.J.Hull, H.H.Stroke - Phys.Rev. 122, 1574 (1961)  
Nuclear Moments and Isotope Shifts of  $Tl^{199}$ ,  $Tl^{200}$ ,  $Tl^{201}$ ,  $Tl^{202}$ , and  $Tl^{204}$ -Isotope Shifts in Odd-Odd Nuclei
- 61Hu20 R.P.Hudson - Progress in Cryogenics, Vol.3, K.Mendelssohn, Ed., Heywood and Co., Ltd., London, p.99 (1961)  
Paramagnetic Substances for Nuclear Orientation
- 61Je04 C.D.Jeffries - Prog.Cryog. 3, K.Mendelssohn, Ed., Academic Press, Inc., New York, N.Y., p.129 (1961)  
Dynamic Nuclear Orientation
- 61Ka09 E.Karlsson, C.-A.Lerjefors, E.Matthias - Nuclear Phys. 25, 385 (1961)  
The Gyromagnetic Ratio of the 155 keV-Rotational Level in  $Os^{188}$
- 61Ka31 Y.Kato - J.Phys.Soc.Japan 16, 122 (1961)  
Vibrational Effect on the Nuclear Quadrupole Coupling in  $ND_3$
- 61Ki02 H.J.King, J.A.Cameron, H.K.Eastwood, R.G.Summers-Gill - Can.J.Phys. 39, 230 (1961)  
The Nuclear Spin of Indium-115m
- 61Ki06 O.C.Kistner, A.W.Sunyar, J.B.Swan - Phys.Rev. 123, 179 (1961)  
Hyperfine Structure of the 24-keV Transition in  $Sn^{119}$
- 61Ki10 P.Kienle, M.Kalvius, F.Stanek, F.Wagner, H.Eicher, W.Wiedemann - Proc.Intern.Conf.Mossbauer Effect, 2nd, Saclay, France, (1961), D.M.J.Compton, A.H.Schoen, Ed., John Wiley and Sons, Inc., New York, p.185 (1962)  
Hyperfine Splitting of Gamma Rays from Rare Earth Nuclides
- 61Kl01 M.P.Klein, J.Happe - Bull.Am.Phys.Soc. 6, No.2, 104, A11 (1961)  
Nuclear Moment and Knight Shift of  $W^{183}$
- 61Kn02 A.Knipper - Ann.phys. 6, 211 (1961)  
Contribution a l'Etude Experimentale de Niveaux Excites de Quelques Noyaux Radioactifs par la Mesure de Leur Periode, par la Methode des Correlations Angulaires et par la Methode d'Orientation Nucleaire Aux Basses Temperatures
- 61Ko05 R.H.Kohler - Phys.Rev. 121, 1104 (1961)  
Detection of Double Resonance by Frequency Change: Application to  $Hg^{201}$
- 61Ku03 W.Kundig - Helv.Phys.Acta 34, 125 (1961)  
Einfluss des Paramagnetismus auf die Richtungskorrelation (Messung magnetischer Kernmoments von  $Dy^{160}$  und  $Er^{166}$ )
- 61Ku07 H.Kuiper - Z.Physik 165, 402 (1961)  
Messung der Hyperfeinstruktur-Aufspaltung des metastabilen  $3P_2$ -Zustandes des  $Kr^{83}$  nach der Atomstrahl-Resonanzmethode
- 61La21 L.G.Lang, S.De Benedetti, R.I.Ingalls - Proc.Intern.Conf.Mossbauer Effect, 2nd, Saclay, France, (1961), D.M.J.Compton, A.H.Schoen, Ed., John Wiley and Sons, Inc., New York, p.168 (1962)  
Interaction Between Fe-57 and its Crystalline Surroundings
- 61Le06 C.A.Lerjefors, E.Matthias, E.Karlsson - Nuclear Phys. 25, 404 (1961)  
The Gyromagnetic Ratio of the 137 keV Rotational Level in  $Os^{186}$
- 61Le13 F.Les - Acta Phys. Polon. 20, 775 (1961)  
Nuclear Electric Quadrupole Moments of  $^{121}Sb$  and  $^{123}Sb$
- 61Ma27 R.Marrus, J.Winocur - Phys.Rev. 124, 1904 (1961)  
Hyperfine Structure and Nuclear Moments of Americium-242

- 61Ma42 R.Marrus, W.A.Nierenberg, J.Winocur - Nuclear Phys. 23, 90 (1961)  
Hyperfine Structure and Nuclear Moments of Protactinium-233
- 61Me11 F.R.Metzger - Nuclear Phys. 27, 612 (1961)  
Lifetime and g-Factor of the First Excited State in Fe<sup>56</sup>
- 61Na04 Q.O.Navarro, D.A.Shirley - Phys.Rev. 123, 186 (1961)  
Nuclear Orientation of Dy<sup>155</sup> and Dy<sup>157</sup>
- 61Ol01 C.M.Olsmats, S.Axensten, G.Liljegren - Arkiv.Fysik 19, 469 (1961)  
Hyperfine Structure Investigation of Po<sup>205</sup> and Po<sup>207</sup>
- 61Ra14 H.E.Radford, V.W.Hughes, V.Beltran-Lopez - Phys.Rev. 123, 153 (1961)  
Microwave Zeeman Spectrum of Atomic Fluorine
- 61Ri06 E.W.T.Richards, A.Ridgeley, N.J.Atherton, H.S.Wise - Nature 192, 444 (1961)  
Nuclear Spin of Protactinium-231 from Hyperfine Splitting
- 61Ro32 M.E.Rose, R.L.Carovillano - Phys.Rev. 122, 1185 (1961)  
Coherence Effects in Resonance Fluorescence
- 61Ry05 A.Rytz, H.H.Staub, H.Winkler - Helv.Phys.Acta 34, 960 (1961)  
Absolute Precision Determination of Several Resonance and Threshold Energies and the  $\alpha$  Particle Energy of Po<sup>210</sup>
- 61Sh02 D.A.Shirley, J.F.Schooley, J.O.Rasmussen - Phys.Rev. 121, 558 (1961)  
Gamma-Ray Anisotropies from Oriented Pm<sup>144</sup>
- 61Sk02 V.V.Sklyarevskii, B.N.Samoilov, E.P.Stepanov - Zhur.Eksptl.i Teoret.Fiz. 40, 1874 (1961); Soviet Phys.JETP 13, 1316 (1961)
- 61Sk03 G.V.Skrotskii, T.G.Izyumova - Usp.Fiz.Nauk 73, 423 (1961); Soviet Phys.Uspekhi 4, 177 (1961)  
Optical Orientation of Atoms and its Application
- 61Sn01 J.L.Snider, M.Posner, A.M.Bernstein, D.R.Hamilton - Bull.Am.Phys.Soc. 6, No.3, 224, A1 (1961)  
Nuclear Spins of N<sup>13</sup> and C<sup>11</sup>
- 61St04 R.Stiening, M.Deutsch - Phys.Rev. 121, 1484 (1961)  
Magnetic Moment and Hyperfine Structure Coupling of the First 2+ State in Gd<sup>154</sup>
- 61St18 H.J.Stapleton, C.D.Jeffries, D.A.Shirley - Phys.Rev. 124, 1455 (1961)  
Paramagnetic Resonance of Trivalent Pm<sup>147</sup> in Lanthanum Ethyl Sulfate
- 61Te01 R.W.Terhune, J.Lambe, C.Kikuchi, J.Baker - Phys.Rev. 123, 1265 (1961)  
Hyperfine Spectrum of Chromium-53 in Al<sub>2</sub>O<sub>3</sub>
- 61Wa04 J.C.Walker, D.L.Harris - Phys.Rev. 121, 224 (1961)
- 61We05 G.K.Wertheim - Bull.Am.Phys.Soc. 6, No.1, 8 A9 (1961)  
Mossbauer Effect of Fe<sup>57</sup> in Al<sub>2</sub>O<sub>3</sub>
- 61We06 H.H.F.Wegener, F.E.Obenshain - Z.Physik 163, 17 (1961)  
Mossbauer Effect for Ni<sup>61</sup> with Applied Magnetic Fields
- 61We13 G.K.Wertheim, D.N.E.Buchanan - Proc.Intern.Conf.Mossbauer Effect, 2nd, Saclay, France, (1961), D.M.J.Compton, A.H.Schoen, Ed., John Wiley and Sons, Inc., New York, p.130 (1962)  
The Hyperfine Structure of Fe-57 in Various Oxides
- 62Al02 S.S.Alpert, E.Lipworth, M.B.White, K.F.Smith - Phys.Rev. 125, 256 (1962)  
Hyperfine Structure and Nuclear Moments of RaE (Bi<sup>210</sup>)
- 62Al04 S.S.Alpert, B.Budick, E.Lipworth, R.Marrus - Bull.Am.Phys.Soc. 7, No.3, 239, YB9 (1962); See Also 61Al20  
Nuclear Spin of Neodymium-141
- 62Ax02 S.Axensten, G.Liljegren, I.Lindgren, C.M.Olsmats - Arkiv Fysik 22, 392 (1962)  
Nuclear Spin Measurements on Tl, Po, and Te Isotopes
- 62Ba12 J.M.Baker, F.I.B.Williams - Proc.Roy.Soc.(London) 267A, 283 (1962)
- 62Ba38 R.W.Bauer, M.Deutsch - Phys.Rev. 128, 751 (1962)  
Magnetic Moments of the First Excited 2+ States in Sm<sup>152</sup>, Gd<sup>154</sup>, and Gd<sup>156</sup>
- 62Ba63 J.D.Baldeschweiler - J.Chem.Phys. 36, 152 (1962)
- 62Be12 H.J.Behrend, D.Budnick - Z.Physik 168, 155 (1962)  
Die Bestimmung des Kern-Quadrupolmomentes des 247 keV-Niveaus des Cadmium-111 durch Messung der zirkularen Polarisation der  $\gamma$ -Strahlung
- 62Be15 L.H.Bennett, R.L.Streever, Jr. - Phys.Rev. 126, 2141 (1962)  
Nuclear Moment of Ni<sup>61</sup>
- 62Be19 I.Bergstrom, P.Thiebarger - Arkiv Fysik 22, 307 (1962)  
Determination of the Magnetic Moment of the First Excited State in Sc<sup>44</sup>
- 62Bi21 F.Bitter - Appl.Opt. 1, 1 (1962)
- 62Bo09 E.Bozek, A.Z.Hryniewicz, J.Styczen - Phys.Letters, 1, 126 (1962)  
g-Factor of 482 keV State of <sup>181</sup>Ta Measured with the Differential Method
- 62Bo13 E.Bodenstedt, H.J.Korner, E.Gerdau, J.Radeloff, K.Auerbach, L.Mayer, A.Roggenbuck - Z.Physik 168, 103 (1962)  
Das gyromagnetische Verhaltnis des 2+-Rotationsniveaus von Hf<sup>178</sup> und weitere Untersuchungen zum Zerfall von W<sup>178</sup>
- 62Bo14 A.J.F.Boyle, D.St.P.Bunbury, C.Edwards - Proc.Phys.Soc.(London) 79, 416 (1962)  
The Isomer Shift in <sup>119</sup>Sn and the Quadrupole Moment of the First Excited State



- 62Bo16 E. Bodenstedt, H.J. Korner, E. Gerdau, J. Radeloff, K. Auerbach, L. Mayer, A. Roggenbuck - Z. Physik 168, 370 (1962)  
Die magnetischen Momente der 5<sup>-</sup>-Niveaus von Sn<sup>118</sup> und Sn<sup>120</sup>
- 62Bo18 E. Bodenstedt, H.J. Korner, E. Gerdau, J. Radeloff, L. Mayer, K. Auerbach, J. Braunsfurth, G. Mielken - Z. Physik 170, 355 (1962)  
Der g(R)-Faktor des 2<sup>+</sup>-Rotationsniveaus von Er<sup>168</sup>
- 62Bo27 E. Bozek, A.Z. Hryniewicz, Z. Konieczny, M. Rybicka, S. Szymczyk - Acta Phys. Polon. 21, 307 (1962)  
Nuclear g-Factor of the 113 keV Rotational Level in Hf<sup>177</sup>
- 62Br30 E. Brun, J.J. Kraushaar, W.L. Pierce, W.J. Veigele - Phys. Rev. Letters 9, 166 (1962)  
Nuclear Magnetic Dipole Moment of Ca<sup>41</sup>
- 62Br32 V.A. Bryukhanov, N.N. Delyagin, V.S. Shpinel - Zhur. Eksptl. i Teoret. Fiz. 42, 1183 (1962); Soviet Phys. JETP 15, 818 (1962)
- 62Br46 R. Bramley, B.N. Figgis, R.S. Nyholm - Trans. Faraday Soc. 58, 1893 (1962)  
<sup>13</sup>C and <sup>17</sup>O N.M.R. Spectra of Metal Carbonyl Compounds
- 62Bu08 J.I. Budnick - Bull. Am. Phys. Soc. 7, No. 4, 295, H15 (1962); Oral Report  
Nuclear-Magnetic-Resonance Determination of the Sign of the Hyperfine Field in Nickel Metal
- 62Bu10 H. Bucka, H. Kopfermann, J. Ney - Z. Physik 167, 375 (1962)  
Doppelresonanzuntersuchung der Hyperfeinstruktur des 5 <sup>2</sup>P<sub>3/2</sub>-Terms im K I-Spektrum zur Bestimmung des elektrischen Kernquadrupolemoments des K<sup>40</sup>
- 62Bu19 J. Button, B. Maglic - Phys. Rev. 127, 1297 (1962)  
Experimental Study of the Polarization and Magnetic Moment of the Antiproton
- 62Bu30 H. Bucka, G. von Oppen - Ann. Physik 10, 119 (1962)  
Hyperfeinstruktur und Lebensdauer des 8<sup>2</sup>P<sub>3/2</sub>-Terms im Cs I-Spektrum
- 62Ca10 A.Y. Cabezas, I.P.K. Lindgren, R. Marrus, W.A. Nierenberg - Phys. Rev. 126, 1004 (1962)  
Hyperfine Structure of Praseodymium-142
- 62Ca14 J.A. Cameron, H.J. King, H.K. Eastwood, R.G. Summers-Gill - Can. J. Phys. 40, 931 (1962)  
The Magnetic Moment of Indium-115m
- 62Ch13 Y.W. Chan, W.B. Ewbank, W. Nierenberg, H.A. Shugart - Phys. Rev. 127, 572 (1962)  
Nuclear Spin of 9.5-hr Au<sup>196m</sup>
- 62Ch18 Y.W. Chan - Thesis, Univ. California (1962); UCRL-10334 (1962)  
The Nuclear Spins and Magnetic Moments of Ag<sup>112</sup>, Ag<sup>113</sup>, Au<sup>195</sup>, Au<sup>196</sup>, and Au<sup>196m</sup>
- 62Co08 D. Connor, Tung Tsang - Phys. Rev. 126, 1506 (1962)  
Sign of the Li<sup>8</sup> Magnetic Moment
- 62Co14 V.W. Cohen, T. Moran, S. Penselin - Phys. Rev. 127, 517 (1962)  
Hyperfine Structure of Cs<sup>134m</sup>
- 62Co28 S.G. Cohen, G. Gilat - Nuclear Phys. 38, 1 (1962)  
Hyperfine Interactions of the 2<sup>+</sup> State in Dy<sup>160</sup>
- 62Eh01 V.J. Ehlers, W.A. Nierenberg, H.A. Shugart - Phys. Rev. 125, 2008 (1962)  
Nuclear Spin of Gallium-70
- 62Eh02 V.J. Ehlers, H.A. Shugart - Phys. Rev. 127, 529 (1962)  
Hyperfine-Structure Separations and Nuclear Moments of Gallium-68
- 62Fa04 J.D. Faust - Bull. Am. Phys. Soc. 7, No. 7, 476, MA8 (1962)  
Hyperfine Structure of Rb<sup>81</sup> and Rb<sup>82</sup>
- 62Fr10 R.B. Frankel, P.H. Barrett, D.A. Shirley - Bull. Am. Phys. Soc. 7, No. 9, 600, C6 (1962)  
Quadrupole Coupling in Tellurium
- 62Fr14 A.J. Freeman, R.E. Watson - Phys. Rev. 127, 2058 (1962)  
Theoretical Investigation of Some Magnetic and Spectroscopic Properties of Rare-Earth Ions
- 62Ge11 S. Gerstenkorn - Ann. phys. 7, 405 (1962)  
Determination du Moment Magnetique du Plutonium-239
- 62Go17 G. Goldring, Z. Vager - Phys. Rev. 127, 929 (1962); G. Goldring - Priv. Comm. (April 1972)  
Gyromagnetic Ratios of the 2<sup>+</sup> States in Even Tungsten Isotopes
- 62Go20 L.S. Goodman, H. Kopfermann, K. Schlupmann - Naturwissenschaften 49, 101 (1962)
- 62Go25 A.C. Gossard, V. Jaccarino - Bull. Am. Phys. Soc. 7, No. 8, 556, Y2 (1962)  
Pd<sup>105</sup> NMR: Absence of Antiferromagnetism in Palladium
- 62Gr17 M.A. Grace, C.E. Johnson, R.G. Scurlock, R.T. Taylor - Phil. Mag. 7, 1087 (1962)  
Nuclear Alignment of Cerium Isotopes
- 62Ha29 D. Halford - Phys. Rev. 127, 1940 (1962)  
Electron-Nuclear Double Resonance, Nuclear Moments, and [r<sup>-3</sup>] of Neodymium-143 (III) and Neodymium-145 (III) in Lanthanum Trichloride
- 62Ho17 W.W. Holloway, Jr., E. Luscher, R. Novick - Phys. Rev. 126, 2109 (1962)  
Hyperfine Structure of Atomic Nitrogen

- 62Ju06 B.R.Judd, C.A.Lovejoy, D.A.Shirley - Phys.Rev. 128, 1733 (1962)  
Anomalous Quadrupole Coupling in Europium Ethylsulfate
- 62Ka14 E.Karlsson, E.Matthias, S.Ogaza - Arkiv Fysik 22, 257 (1962)  
The Gyromagnetic Ratio of the First Rotational State in Hf<sup>178</sup>
- 62Ka22 M.Kalvius, U.Zahn, P.Kienle, H.Eicher - Z.Naturforsch. 17a, 494 (1962)  
Hyperfeinstruktur des 14,4 keV-Zustandes von Fe<sup>57</sup>, gebunden in verschiedenen Eisencarbonylen
- 62Kh03 J.M.Khan, N.Braslau, G.O.Brink - Bull.Am.Phys.Soc. 7, No.7, 476, MA10 (1962)  
Hyperfine-Structure Separation in Rb<sup>84</sup>, Cs<sup>127</sup>, and Cs<sup>129</sup>
- 62Ko08 L.A.Korostyleva - Opt.i Spektroskopiya 12, 671 (1962); Opt.Spectry.USSR  
(English Transl.) 12, 380 (1962)  
Hyperfine Structure and the Magnetic Moment of Plutonium 239
- 62Ko16 A.V.Kogan, V.D.Kulkov, L.P.Nikitin, N.M.Reinov, M.F.Stelmakh, M.Schott -  
Zhur.Eksp'tl.i Teorot.Fiz. 43, 828 (1962); Soviet Phys.JETP 16, 586 (1963)  
Asymmetry of Beta Radiation from Nuclei Polarized in an Alloy
- 62Ko22 V.S.Korolkov, A.G.Makhanek - Opt.i Spektroskopiya 12, 163 (1962);  
Opt.Spectry.USSR (English Transl.) 12, 87 (1962)  
Gradients of Electric Fields Set up by Electrons at the Sites of Atomic Nuclei
- 62La01 R.H.Lambert, F.M.Pipkin - Bull.Am.Phys.Soc. 7, No.1, 26, FA8 (1962)  
N<sup>15</sup> Pressure Shifts
- 62La24 R.F.Lacey - Quoted by 62Th15
- 62La26 R.H.Lambert, F.M.Pipkin - Phys.Rev. 128, 198 (1962)  
Hyperfine Structure of Atomic Phosphorus
- 62Li06 I.Lindgren - Nuclear Phys. 32, 151 (1962); Recalculation of Earlier Data  
Nuclear Magnetic Moments in the Rare Earth Region
- 62Lo01 C.A.Lovejoy, D.A.Shirley - Nuclear Phys. 30, 452 (1962)  
Nuclear Orientation of Tb<sup>156</sup>
- 62Lo12 O.V.Lounasmaa, P.R.Roach - Phys.Rev. 128, 622 (1962)  
Specific Heat of Terbium Metal between 0.37 and 4.2°K
- 62Lu04 A.Lurio - Phys.Rev. 126, 1768 (1962); Priv.Comm. (March 1963)  
Hyperfine Structure of the <sup>3</sup>P States of Zn<sup>67</sup> and Mg<sup>25</sup>
- 62Ma42 E.Matthias, E.Karlsson, C.A.Lejefors - Arkiv Fysik 22, 139 (1962)  
Nuclear g-Factor of the 113 keV Rotational State in the Odd A Nucleus Hf<sup>177</sup>
- 62Mc05 B.R.McGarvey - Bull.Am.Phys.Soc. 7, No.1, 30, GA9 (1962)  
Paramagnetic Resonance of Ti<sup>3+</sup> in Aluminum Acetylacetonate
- 62Me09 C.Menoud, J.Racine - Helv.Phys.Acta 35, 562 (1962)  
Maser a Hydrogene Atomique, Description et Resultats Preliminaires
- 62Mu04 K.Murakawa - J.Phys.Soc.Japan 17, 891 (1962)  
Quadrupole Coupling in the Hyperfine Structure of the Spectra of Ta I and Os I
- 62Na14 Q.O.Navarro, J.O.Rasmussen, D.A.Shirley - Phys.Letters 2, 353 (1962)  
Preferential Polar Emission in the Alpha Decay of Deformed Cf<sup>249</sup> and F<sup>253</sup>
- 62On02 K.Ono, A.Ito - J.Phys.Soc.Japan 17, 1012 (1962)  
A Mossbauer Study of the Internal Field at Fe<sup>57</sup> in  $\alpha$ -Fe<sub>2</sub>O<sub>3</sub>
- 62Pe01 F.R.Peterson, H.A.Shugart - Phys.Rev. 125, 284 (1962)  
Nuclear Spin, Hyperfine Structure, and Nuclear Moments of 64-Hour Yttrium-90
- 62Pe07 F.R.Petersen, H.A.Shugart - Phys.Rev. 126, 252 (1962)  
Nuclear Spin, Hyperfine Structure, and Nuclear Moments of 6.8-Day Lutetium-177
- 62Pe14 S.Penselin, T.Moran, V.W.Cohen, G.Winkler - Phys.Rev. 127, 524 (1962)  
Hyperfine Structure of the Electronic Ground States of Rb<sup>85</sup> and Rb<sup>87</sup>
- 62Pe21 F.R.Petersen, H.A.Shugart - Phys.Rev. 128, 1740 (1962)  
Nuclear Spins, Hyperfine Structures, and Nuclear Moments of Scandium-46 and Yttrium-91
- 62Ph01 E.A.Phillips, L.Grodzins - Bull.Am.Phys.Soc. 7, No.4, 359, ZA3 (1962)  
Quadrupole Moments of the First 2+ States of W<sup>182</sup>, W<sup>184</sup>, and W<sup>186</sup>
- 62Pi04 F.M.Pipkin, R.H.Lambert - Phys.Rev. 127, 787 (1962)  
Hyperfine Splittings of Hydrogen and Tritium. II
- 62Pr10 R.S.Preston, S.S.Hanna, J.Heberle - Phys.Rev. 128, 2207 (1962)  
Mossbauer Effect in Metallic Iron
- 62Re02 A.H.Reddoch, G.J.Ritter - Phys.Rev. 126, 1493 (1962)  
Nuclear Magnetic Resonance of Lu<sup>175</sup>
- 62Ri04 G.J.Ritter - Phys.Rev. 126, 240 (1962)  
Hyperfine Structure and Nuclear Moments of Lu<sup>175</sup>
- 62Ri11 G.J.Ritter - Phys.Rev. 128, 2238 (1962)  
Ground-State Hyperfine Structure and Nuclear Magnetic Moment of Thulium-169
- 62Ro26 J.S.Ross, K.Murakawa - Phys.Rev. 128, 1159 (1962); See Also 64Ro11  
Nuclear Quadrupole Moment of Yb<sup>173</sup>
- 62Ry01 A.Rytz, H.H.Staub, H.Winkler, W.Zych - Helv.Phys.Acta 35, 341 (1962)  
Absolute Precision Determination of Several Resonance and Threshold Energies and the  $\alpha$ -Particle Energy of Po<sup>210</sup>

- 62Sp03 I.J.Spalding, K.F.Smith - Proc.Phys.Soc.(London) 79, 787 (1962)  
Some Rare Earth Spins, and the Hyperfine Structure of  $^{176}\text{Lu}$
- 62Th15 P.Thaddeus, R.Novick - Phys.Rev. 126, 1774 (1962)  
Optical Detection of Level Crossing in the  $(5s5p) \ ^3P_1$  State of  $\text{Cd}^{111}$  and  $\text{Cd}^{113}$
- 62Wa03 E.L.Waters, A.H.Maki - Phys.Rev. 125, 233 (1962)  
 $\text{Ti}^{47}$  and  $\text{Ti}^{49}$  Hyperfine Structure in the Electron Spin Resonance of Titanium (III) Complexes
- 62Wa07 W.T.Walter - Bull.Am.Phys.Soc. 7, No.4, 295 H16 (1962)  
Nuclear Orientation and Magnetic Moment of  $\text{Hg}^{197}$
- 62Wa27 J.C.Walker - Phys.Rev. 127, 1739 (1962)  
Hyperfine Structure and Nuclear Moments of Thulium-166
- 62Wa30 H.Walther - Z.Physik 170, 507 (1962)  
Das Kernquadrupolmoment des  $\text{Mn}^{55}$
- 62Wh11 M.B.White - Thesis, Univ.California (1962); UCRI-10321; Priv.Comm. (April 1963)  
Hyperfine Structure and Nuclear Moments of  $\text{Lu}^{176m}$ ,  $\text{Br}^{80}$ ,  $\text{Br}^{80m}$ , and  $\text{I}^{132}$
- 62Wi10 R.M.Williams, J.W.McGrath - Phys.Rev. 127, 184 (1962)  
Ratio of the Electric Quadrupole Moments of  $\text{Ba}^{137}$  and  $\text{Ba}^{135}$
- 62Wy04 B.G.Wybourne - J.Chem.Phys. 37, 1807 (1962); Recalculation of Data of  $^{53}\text{Le}22(\text{Pr}^{141})$  and  $^{62}\text{Go}20(\text{Ho}^{165})$
- 62Ya06 H.K.Yahola, Ye.Ye.Bohatyrov - Ukrain.Fiz.Zhur.(USSR) 7, 145 (1962);  
Phys.Abstr. 65, 1700, No.17489 (1962)
- 63Al06 S.S.Alpert - Phys.Rev. 129, 1344 (1963)  
Nuclear Moments and Hyperfine Structure of 13-Year  $\text{Eu}^{152}$
- 63Ap01 H.Appel, W.Mayer - Nucl.Phys. 43, 393 (1963)  
g-Factor Measurement on the First Excited State of  $\text{Fe}^{56}$  Using Internal Magnetic Fields
- 63Ba23 E.B.Baker, L.W.Burd - Rev.Sci.Instr. 34, 238 (1963)  
Frequency-Swept and Proton-Stabilized NMR Spectrometer for All Nuclei Using a Frequency Synthesizer
- 63Ba39 P.H.Barrett, D.A.Shirley - Phys.Rev. 131, 123 (1963)  
Hyperfine Structure in Europium Metal
- 63Be16 C.Berthelot - J.Phys. 24, 69 (1963)  
Moments Magnetiques Nucleaires du Plutonium 239 et 241
- 63Be46 H.J.Behrend, D.Budnick, K.Huber - Ann.Physik 11, 372 (1963)  
Bestimmung von Quadrupolkopplungskonstanten des Kerns Tantal-181 im  $d_{5/2}$ -Zustand in Einkristallfeldern durch Messung der Gestorten  $\gamma$ - $\gamma$  Winkelkorrelation und der Zirkularen Polarisation
- 63Bl24 B.Bleaney - J.Appl.Phys. 34, 1024 (1963)  
Hyperfine Interactions in Rare-Earth Metals
- 63Bl25 B.Bleaney - Proc.Intern.Congr. Quantum Electronics, 3rd, Paris, France, (1963); P.Grivet, N.Bloembergen, Ed., Columbia University Press, New York, Vol.I, p.595 (1964)  
Nuclear Moments of the Lanthanons
- 63Bl27 W.E.Blumberg, J.Eisinger, S.Geschwind, J.P.Remeika -  
Proc.Intern.Conf.Paramagnetic Resonance, 1st, Jerusalem (1962), W.Low, Ed., Academic Press, New York, Vol.1, p.125 (1963)  
Paramagnetic and Endor Spectrum of  $\text{Cu}^{3+}$  in  $\text{Al}_2\text{O}_3$
- 63Bo09 E.C.O.Bonacalza, G.B.Holm - Phys.Letters 4, 343 (1963)  
Measurement of the g-Factor of the 247 keV State in  $\text{Cd}^{111}$  with the Differential Method
- 63Bo26 E.Bodenstedt, G.Strube, W.Engels, H.Blumberg, R.-M.Lieder, E.Gerdau -  
Phys.Letters 6, 290 (1963)  
The Magnetic Moment of the 66 keV State of  $\text{As}^{73}$  and the Angular Correlation of the 359 keV-66 keV  $\gamma\gamma$ -Cascade
- 63Bu13 H.Bucka, H.Kopfermann, M.Rasiwala, H.Schussler - Z.Physik 176, 45 (1963)  
Zum Kernquadrupolmoment von  $\text{Rb}^{87}$
- 63Bu14 B.Budick, R.Marrus - Phys.Rev. 132, 723 (1963)  
Hyperfine Structure and Nuclear Moments of Promethium-147 and Promethium-151
- 63By02 F.W.Byron, Jr., M.N.McDermott, R.Novick - Phys.Rev. 132, 1181 (1963)  
Spin and Nuclear Moments of 6.7-Hour  $\text{Cd}^{107}$
- 63Ca05 J.A.Cameron, R.G.Summers-Gill - Can.J.Phys. 41, 823 (1963)  
The Spin of Indium 117
- 63Ch12 W.J.Children, L.S.Goodman - Phys.Rev. 131, 245 (1963)  
Nuclear Spin and Magnetic Hyperfine Interaction of 12-Day  $\text{Ge}^{71}$
- 63Ch17 W.J.Children, L.S.Goodman, D.von Ehrenstein - Phys.Rev. 132, 2128 (1963)  
Magnetic Hyperfine Interaction of  $\text{Cr}^{53}$
- 63Ch18 R.J.Champeau, M.Fred, S.Gerstenkorn, F.S.Tomkins - Compt.Rend. 257, 1238 (1963)  
Determination Spectroscopique du Moment Magnetique Nucleaire du Plutonium-241

- 63Ch24 J.Chappert, P.Imbert - J.Phys. 24, 412 (1963)  
Effect Mossbauer dans les Composes de Type Perovskite  $\text{HoFeO}_3$  et  $\text{ErFeO}_3$
- 63Co08 R.L.Cohen - Bull.Am.Phys.Soc. 8, No.4, 351, MB9 (1963); Oral Report  
Mossbauer Effect in  $\text{Th}^{169}$  in Tm Iron Garnet
- 63Co17 E.D.Commins, H.R.Feldman - Phys.Rev. 131, 700 (1963)  
Spin, Hyperfine Structure, and Nuclear Magnetic Dipole Moment of  $\text{O}^{15}$
- 63Co22 E.D.Commins, D.A.Dobson - Phys.Rev.Letters 10, 347 (1963); See Also 63Do15  
Beta-Decay Asymmetry and Nuclear Magnetic Moment of Neon-19
- 63Co37 E.R.Cohen, J.W.M.DuMond - Proc.Intern.Conf.Nuclidic Masses, 2nd, Vienna,  
Austria, (1963), W.H.Johnson, Jr., Ed., Springer-Verlag, Vienna, p.152  
(1964)  
Present Status of Our Knowledge of the Numerical Values of the Fundamental  
Physical Constants
- 63Cr12 S.B.Crampton, D.Kleppner, N.F.Ramsey - Phys.Rev.Letters 11, 338 (1963)  
Hyperfine Separation of Ground-State Atomic Hydrogen
- 63De15 H.de Waard, G.De Pasquali, D.Hafemeister - Phys.Letters 5, 217 (1963)  
Mossbauer Determinations of Isomeric Shift and Quadrupole Splitting in Some  
 $\text{I}^{129}$  Compounds
- 63Do09 W.M.Doyle, R.Marrus - Phys.Rev. 131, 1586 (1963)  
Hyperfine Structure of Erbium-169
- 63Do13 W.M.Doyle, R.Marrus - Nucl.Phys. 49, 449 (1963)  
Atomic Beam Studies of Some Radioactive Isotopes of Refractory Group  
Elements
- 63Do15 D.A.Dobson - Thesis, Univ.California (1963); UCRL-11169 (1963)  
The Beta-Decay Asymmetry and Nuclear Magnetic Moment of Neon-19
- 63Dr05 L.E.Drain - J.Phys.Chem.Solids 24, 379 (1963)  
Nuclear Magnetic Resonance in Platinum
- 63Ei02 H.Eicher - Z.Physik 171, 582 (1963)  
Das Elektrische Quadrupolmoment des 14,4 Kev-Niveaus von  $\text{Fe}^{57}$
- 63Ei11 H.Eicher, P.Kienle - Quoted by 63Ei02
- 63Ew02 W.B.Ewbank, H.A.Shugart - Phys.Rev. 129, 1617 (1963)  
Hyperfine-Structure Measurements on Silver-105
- 63Fa01 W.L.Faust, L.Y.Chow Chiu - Phys.Rev. 129, 1214 (1963)  
Hyperfine Structure of the Metastable  $(4p)^5 (5s) ^3P_2$  State of  $\text{Kr}^{83}$
- 63Fr08 A.J.Freeman, R.E.Watson - Phys.Rev. 131, 2566 (1963)  
Antishielding of Magnetic and Electric Hyperfine Interactions in Open Shell  
Ions
- 63Ge09 E.Gerdau, W.Krull, L.Mayer, J.Braunsfurth, J.Heisenberg, P.Steiner,  
E.Bodenstedt - Z.Physik 174, 389 (1963)  
Winkelkorrelationsmessungen an  $> 30 \gamma$  Holmium 166 und Bestimmung des  $g(R)$   
Faktors des  $4^+$  Rotationsniveaus von Erbium 166
- 63Go05 G.Goldring, D.Kedem, Z.Vager - Phys.Rev. 129, 337 (1963); G.Goldring -  
Priv.Comm. (April 1972)  
Gyromagnetic Ratio of the  $2^+$  State of  $\text{Os}^{188}$
- 63Gr10 R.W.Grant, D.A.Shirley - Phys.Rev. 130, 1100 (1963)  
Pseudoquadrupole Coupling Constants and Nuclear Moments of Several  
Promethium Isotopes
- 63Ha07 J.N.Haag, D.A.Shirley, D.H.Templeton - Phys.Rev. 129, 1601 (1963)  
Nuclear Alignment of  $\text{Ce}^{137m}$ ,  $\text{Ce}^{137}$ ,  $\text{Ce}^{139}$ ,  $\text{Ce}^{141}$ , and  $\text{Ce}^{143}$
- 63He02 R.R.Hewitt, B.F.Williams - Phys.Rev. 129, 1188 (1963)  
Nuclear Quadrupole Interaction of  $\text{Sb}^{121}$  and  $\text{Sb}^{123}$  in Antimony Metal
- 63Hu08 S.Hufner, M.Kalvius, P.Kienle, W.Wiedemann, H.Eicher - Z.Physik 175, 416  
(1963)  
Das Quadrupolmoment des 8,42 keV Niveaus von  $\text{Tm}^{169}$
- 63Ja15 D.A.Jackson, D.H.Tuan - Phys.Rev.Letters 11, 209 (1963)  
Hyperfine Structure of the Resonance Line of the Arc Spectra of the Isotopes  
135 and 137 of Barium
- 63Ka03 N.Kaplan, S.Ofer, B.Rosner - Phys.Letters 3, 291 (1963)  
The g-Factor of the 2.083 MeV  $4^+$  State of  $\text{Ce}^{140}$
- 63Ka12 M.Kalvius, P.Kienle, H.Eicher, W.Wiedemann, C.Schuler - Z.Physik 172, 231  
(1963)  
Magnetisches Moment und Quadrupolmoment des 8,42 keV-Zustandes von  $\text{Tm}^{169}$  aus  
der Hyperfeinstrukturaufspaltung in Tm-Metall
- 63Ka31 D.L.Kaminskii, K.M.Novik, N.I.Alekseev, L.S.Varshalovich - Opt.i  
Spektroskopiya 15, 441 (1963); Opt.Spectry. USSR (English Transl.) 15, 239  
(1963)  
The Hyperfine Splitting of the Ground State of  $\text{Tm}^{169}$
- 63Ka32 S.L.Kahalas, R.K.Nesbet - J.Chem.Phys. 39, 529 (1963)  
Electronic Structure of LiH and Quadrupole Moment of  $\text{Li}^7$
- 63K102 A.Kleine-Tebbe, H.Spehl - Z.Physik 174, 546 (1963)  
Der mittlere g-Faktor der ersten angeregten Rotationszustände der geraden  
Wolframisotope in natürlichem Wolfram

- 63K103 H.Kleiman, S.P.Davis - J.Opt.Soc.Am. 53, 822 (1963)  
Hyperfine Structures, Isotope Shifts, and Nuclear Moments of Hg<sup>195</sup>, Hg<sup>195m</sup>, and Hg<sup>194</sup>
- 63K104 V.A.Klyucharev, A.K.Valter, I.I.Zalyubovskii, D.V.Afanasev - Zh.Eksperim.i Teor.Fiz. 44, 1136 (1963); Soviet Phys.JETP 17, 766 (1963)  
Measurement of the Gyromagnetic Ratio of the W<sup>182</sup> Nucleus in the First Excited State
- 63Ko02 H.J.Korner, J.Radeloff, E.Bodenstedt - Z.Physik 172, 279 (1963)  
Bestimmung des gR-Faktors des 2+-Rotationsniveaus von W<sup>182</sup> durch differentielle  $\gamma\gamma$ -Winkelkorrelationsmessungen in einem ausseren Magnetfeld
- 63Ko07 H.J.Korner, E.Gerdau, C.Gunther, K.Auerbach, G.Mielken, G.Strube, E.Bodenstedt - Z.Physik 173, 203 (1963)  
Das magnetische Moment des 2,803 MeV Zwei-Protonen-Niveaus des gerade-gerade-Kerns Ce<sup>140</sup>
- 63Ko19 S.Koicki, A.Koicki, G.T.Wood - Nucl.Phys. 49, 161 (1963)  
Gyromagnetic Ratio of 206 keV Level in Re<sup>187</sup>
- 63Ko21 A.V.Kogan, V.D.Julkov, L.P.Nikitin, N.M.Reinov, M.F.Stelmakh - Zh.Eksptl.i Teor.Fiz. 45, 1 (1963); Soviet Phys.JETP 18, 1 (1964)  
Measurement of the Nuclear Specific Heats of Iridium and Rhenium
- 63Kr02 I.Y.Krause - Phys.Rev. 129, 1330 (1963)  
Nuclear g Factor of the First Excited State in V<sup>51</sup>
- 63La12 R.F.Lacey - Quoted by 63Mc11
- 63La16 N.Laurance, J.Lambe - Phys.Rev. 132, 1029 (1963)  
Quadrupole Interactions of Vanadium and Manganese in Corundum
- 63Le18 J.-C.Lehmann, R.Barbe - Compt.Rend. 257, 3152 (1963)  
Mesure du Rapport des Moments Magnetiques Nucleaires de <sup>199</sup>Hg et <sup>201</sup>Hg
- 63Lo05 P.R.Locher, S.Geschwind - Phys.Rev.Letters 11, 333 (1963)  
Electron-Nuclear Double Resonance of Ni<sup>61</sup> in Al<sub>2</sub>O<sub>3</sub> and Variation of hfs Through an Inhomogeneous Line Due to Random Crystal Fields
- 63Lo07 W.Low, U.Ranon - Proc.Intern.Conf.Paramagnetic Resonance, 1st, Jerusalem (1962), W.Low, Ed., Academic Press, New York, Vol.1, p.167 (1963)  
ESR of Rare Earth Ions in Irradiated and Thermally Treated CaF<sub>2</sub>
- 63Ma10 E.Matthias, L.Bostrom, A.Maciel, M.Salomon, T.Lindqvist - Nucl.Phys. 40, 656 (1963)  
Magnetic Dipole Interaction Studied by the Differential Angular Correlation Method
- 63Ma31 W.Markowitz, R.G.Hall, H.F.Hastings, R.R.Stone, R.F.C.Vessot, H.E.Peters - Frequency 1, 46 (1963)  
Report on the Frequency of Hydrogen
- 63Mc11 M.N.McDermott, R.Novick - Phys.Rev. 131, 707 (1963)  
Optical Double Resonance in Radioactive Atoms: Spin and Nuclear Moments of the Ground State of Cd<sup>109</sup>
- 63Na11 S.Nakamura, H.Enokiya - J.Phys.Soc.Japan 18, 183 (1963)  
Detection of Nuclear Quadrupole Resonances by Means of the Crossing Technique
- 63Ni11 V.I.Nikolaev, Y.I.Shcherbina, S.S.Yakimov - Zh.Eksperim.i Teor.Fiz. 45, 1277 (1963); Soviet Phys.JETP 18, 878 (1964)  
Studies of Temperature Dependence of Mossbauer Spectra of Fe<sup>57</sup> and Sn<sup>119</sup> in Antiferromagnetic FeSn<sub>2</sub>
- 63No01 I.Nowik, S.Ofer - Phys.Letters 3, 192 (1963)  
Hyperfine Interactions in the Ground State and First Excited State of Tm<sup>169</sup> in Thulium Iron Garnet
- 63No06 I.Nowik, S.Ofer - Phys.Rev. 132, 241 (1963)  
Hyperfine Interactions in the Ground State and 21.7 keV State of Eu<sup>151</sup> in Europium Iron Garnet
- 63Or03 J.W.Orton, J.E.Wertz, P.Auzins - Phys.Letters 6, 339 (1963)  
On the Nuclear Moment of Ni<sup>61</sup>
- 63Ra24 U.Ramon, W.Low - Phys.Rev. 132, 1609 (1963)  
Electron Spin Resonance of Er<sup>3+</sup> in CaF<sub>2</sub>
- 63Ro33 M.E.Rose, Ed. - Nuclear Orientation, Gordon and Breach, New York (1963)
- 63Sa04 J.H.Sanders, K.C.Tuberfield - Proc.Roy.Soc.(London) 272A, 79 (1963)  
The Magnetic Moment of the Proton. I. The Value in Nuclear Magnetons
- 63Sa05 J.H.Sanders, K.F.Tittel, J.F.Ward - Proc.Roy.Soc.(London) 272A, 103 (1963)  
The Magnetic Moment of the Proton. II. The Value in Bohr Magnetons
- 63Sa19 M.Salomon, L.Bostrom, T.Lindqvist, E.Matthias, M.Perez - Nucl.Phys. 46, 377 (1963)  
Measurement of g-Factors of Excited States in Cd<sup>111</sup>, Pb<sup>204</sup>
- 63Sc34 W.G.Schweitzer, Jr. - J.Opt.Soc.Amer. 53, 1055 (1963)  
Hyperfine Structure and Isotope Shifts in the 2537-A Line of Mercury by a New Interferometric Method

- 63Sh11 N. Shikazono - J. Phys. Soc. Japan 18, 925 (1963)  
Recoil-Free Resonant Absorption of 35.3 keV Gamma Rays of  $\text{Te}^{125}$  and  
Hyperfine Structure of Absorption Spectrum
- 63Sl03 C. P. Slichter - Principles of Magnetic Resonance, Harper and Row Publishers,  
New York (1963)
- 63Sp08 I. J. Spalding - Proc. Phys. Soc. (London) 81, 156 (1963)  
The Hyperfine Structure and Nuclear Moments of  $^{143}\text{Nd}$  and  $^{145}\text{Nd}$
- 63St05 J. A. Stone - Bull. Am. Phys. Soc. 8, No. 4, 351, MB8 (1963)  
Influence of High Pressures on the Mossbauer Effect in  $\text{Dy}^{161}$
- 63St08 R. L. Streever, Jr. - Phys. Rev. Letters 10, 232 (1963)  
Nuclear Moment of  $\text{Ni}^{61}$  from Nuclear Resonance Studies in Steady External  
Magnetic Field
- 63St15 C. V. Stager - Phys. Rev. 132, 275 (1963)  
Hyperfine Structure of  $\text{Hg}^{197}$  and  $\text{Hg}^{199}$
- 63St17 R. M. Sternheimer - Phys. Rev. 130, 1423 (1963)  
Quadrupole Antishielding Factors of Ions
- 63St22 R. M. Sternheimer - Phys. Rev. 132, 1637 (1963)  
Quadrupole Antishielding Factors of Ions
- 63Th06 P. Thaddeus, M. N. McDermott - Phys. Rev. 132, 1186 (1963)  
Level Crossings in the  $(5s5p)^3P_1$  State of Radioactive  $\text{Cd}^{107}$  and  $\text{Cd}^{109}$
- 63Ts01 T. Tsang, D. Connor - Phys. Rev. 132, 1141 (1963)  
Nuclear Magnetic Resonance of  $\text{F}^{20}$  by Polarized Neutron Capture and  $\beta$ -Decay  
Anisotropy
- 63Vi03 C. E. Violet, R. Booth, F. Wooten - Phys. Letters 5, 230 (1963)  
The Electric Quadrupole Moment of the 35 keV State of  $\text{Te}^{125}$
- 63Vi04 P. Vigoureux - Nature 198, 1188 (1963)  
Gyromagnetic Ratio of the Proton
- 63Wa16 H. R. Walter, A. Weitsch, P. Kienle - Z. Physik 175, 520 (1963)  
Bestimmung des magnetischen Moments des 206 keV Niveaus von  $\text{Re}^{187}$
- 63Yu02 L. C. L. Yuan, C.-S. Wu, Ed. - Nuclear Physics (Methods in Experimental Physics,  
Vol. 5), Academic Press, New York, Part B, Sec. 2.4 (1963)  
Determination of Spin, Parity and Nuclear Moments
- 63Zu04 G. zu Putlitz - Z. Physik 175, 543 (1963)  
Bestimmung des Elektrischen Kernquadrupolmomentes des Ungeraden Stabilen  
Strontium-87-Kerns
- 63Zu05 G. zu Putlitz - Ann. Physik 11, 248 (1963)  
Bestimmung der Elektrischen Kernquadrupolmomente der Beiden Ungeraden  
Stabilen Bariumisotope  $\text{Ba}^{135}$  und  $\text{Ba}^{137}$
- 64Ag02 Y. K. Agarwal, C. V. K. Baba, S. K. Bhattacharjee - Nucl. Phys. 58, 651 (1964);  
Y. K. Agarwal - Priv. Comm. (April 1972)  
Measurement of Magnetic Moments of Excited States in  $\text{Ta}^{181}$  and  $\text{Cs}^{133}$
- 64Al32 K. Alder, R. M. Steffen - Ann. Rev. Nucl. Sci. 14, 403 (1964)  
Electromagnetic Moments of Excited Nuclear States
- 64Ar23 J. O. Artman, J. C. Murphy - Phys. Rev. 135, A1622 (1964)  
Lattice Sum Evaluations of Ruby Spectral Parameters
- 64At01 U. Atzmony, A. Muallem, S. Ofer - Phys. Rev. 136, B1237 (1964)  
Mossbauer Effect Studies of the 103-keV Level on  $\text{Eu}^{153}$
- 64Ba06 E. R. Bauminger, L. Grodzins, A. Freeman - Bull. Am. Phys. Soc. 9, No. 4, 451,  
FF8 (1964)  
Hyperfine Interactions in Dy in  $\text{CaF}_2$  and  $\text{MgO}$
- 64Ba10 J. Bauche, B. R. Judd - Proc. Phys. Soc. (London) 83, 145 (1964)  
Hyperfine Structure of Pu I
- 64Ba11 M. R. Baker, C. H. Anderson, N. F. Ramsey - Phys. Rev. 133, A1533 (1964)  
Nuclear Magnetic Antishielding of Nuclei in Molecules. Magnetic Moments of  
 $\text{F}^{19}$ ,  $\text{N}^{14}$ , and  $\text{N}^{15}$
- 64Ba18 E. Bauminger, L. Grodzins, A. J. Freeman - Rev. Mod. Phys. 36, 392 (1964)  
Hyperfine Fields Acting on  $\text{Dy}^{161}$  in  $\text{DyFe}_2$
- 64Be24 A. M. Bernstein, R. A. Haberstroh, D. R. Hamilton, M. Posner, J. L. Snider - Phys.  
Rev. 136, B27 (1964)  
Spin and Magnetic Moment of  $\text{N}^{13}$
- 64Be42 N. Bessis, H. Lefebvre-Brion, C. M. Moser, A. J. Freeman, R. K. Nesbet, R. E. Watson -  
Phys. Rev. 135, A588 (1964)  
Calculation of Magnetic Hyperfine Constant of  $\text{P}^{31}$
- 64Bo07 P. A. Bonczyk, V. W. Hughes - Bull. Am. Phys. Soc. 9, No. 4, 452, FF10 (1964)  
Hyperfine Structure of the  $J=1, v=0$  State in  $^{85}\text{Rb}^{19}\text{F}$
- 64Bo09 E. L. Boyd, R. J. Gambino - Phys. Rev. Letters 12, 20 (1964)  
Nuclear Magnetic Resonance of  $\text{Gd}^{155}$  and  $\text{Gd}^{157}$  in the Cubic Ferromagnet  $\text{GdN}$
- 64Bo16 E. Bozek, A. Z. Hryniewicz, S. Ogaza, J. Styczen - Phys. Letters 11, 63 (1964)  
HFS-Interaction of the  $\text{Gd}^{155}$  Nucleus in the 87 keV Excited State
- 64Bo28 E. Bodenstedt, C. Gunther, J. Radeloff, W. Engels, W. Delang, M. Forker, H. Luig -  
Phys. Letters 13, 330 (1964); Erratum Phys. Letters 15, 296 (1965)  
Measurement of the g-Factor of the 90 keV State of  $\text{Ru}^{99}$  by the Spin Rotation  
Method

- 64Bo37 R.v.Boeckh, G.Graff, R.Ley - Z.Physik 179, 285 (1964)  
Die Abhängigkeit innerer und ausserer Wechselwirkungen des TlF-Molekuls von der Schwingung, Rotation und Isotopie
- 64Bo38 R.A.Bonham, T.G.Strand - J. Chem. Phys. 40, 3447 (1964)  
Diamagnetic Nuclear Shielding Constants for Neutral Atoms
- 64Bo40 E.Bodenstedt, J.D.Rogers - Perturbed Angular Correlations, E.Karlsson, E.Matthias, K.Siegbahn, Eds., North-Holland Publishing Co., Amsterdam, p.91 (1964)  
Magnetic Moments of Nuclear Excited States
- 64Br20 D.E.Brandao, H.J.Korner, A.Maciel, C.S.Muller, F.C.Zawislak - Nucl. Phys. 56, 65 (1964)  
g-Factor Measurement of the 133 keV Level in  $^{133}\text{Cs}$
- 64Br36 J.C.Browne, F.A.Matsen - Phys. Rev. 135, A1227 (1964)  
Quantum-Mechanical Calculations for the Electric Field Gradients and Other Electronic Properties of Lithium Hydride: The Use of Mixed Orbital Sets
- 64Br37 R.A.Brooks - Bull. Am. Phys. Soc. 9, No. 6, 682, B2 (1964)  
Zero-Field Nuclear Resonance in  $\text{Li}_2$  and  $\text{Na}_2$
- 64Bu09 B.Budick, I.Maleh, R.Marrus - Phys. Rev. 135, B1281 (1964)  
Atomic-Beam Studies of Nuclear Properties of Some Rare-Earth Isotopes
- 64By01 F.W.Byron, Jr., M.N.McDermott, R.Novick, B.W.Perry, E.B.Saloman - Phys. Rev. 134, A47 (1964)  
Spin and Nuclear Moments of 245-Day  $\text{Zn}^{65}$ ; Redetermination of the hfs of  $\text{Zn}^{67}$  and  $t(^3\text{P}_1)$  of Zinc
- 64By03 F.W.Byron, Jr., M.N.McDermott, R.Novick, B.W.Perry, E.B.Saloman - Phys. Rev. 136, B1654 (1964)  
Quadrupole Moments of Odd-Neutron Nuclei; Spin and Moments of 14-Year  $\text{Cd}^{113\text{m}}$
- 64Ca11 J.A.Cameron, I.A.Campbell, J.P.Compton, R.A.G.Lines - Phys. Letters 10, 24 (1964); Erratum Phys.Letters 10, 291(1964)  
Nuclear Orientation of  $\text{Ir}^{191\text{m}}$  in Iron
- 64Ca15 J.A.Cameron, I.A.Campbell, J.P.Compton, R.A.G.Lines, N.J.Stone - Nucl. Phys. 59, 475 (1964)  
Nuclear Polarization of  $\text{Ir}^{192}$  in Iron
- 64Ch06 Y.W.Chan, W.B.Ewbank, W.A.Nierenberg, H.A.Shugart - Phys.Rev. 133, B1138 (1964)  
Nuclear Spins and Hyperfine-Structure Separations of Silver-112 and Silver-113
- 64Ch10 R.-J.Champeau - J. Phys. (Paris) 25, 825 (1964)  
Determination Spectroscopique du Moment Quadrupolaire du Noyau de  $^{241}\text{Pu}$
- 64Ch26 S.H.Charap, E.L.Boyd - Phys.Rev. 133, A811 (1964)  
Application of Spin-Wave Theory to EuS
- 64Ch27 E.L.Church, A.Schwarzschild, J.Weneser - Phys.Rev. 133, B35 (1964)  
Sign of the Interference Particle Parameter in Conversion-Electron Directional Correlation
- 64Co08 R.L.Cohen - Phys. Rev. 134, A94 (1964)  
Mossbauer Effect Studies of Nuclear Hyperfine Structure in  $\text{Tm}^{169}$  in  $\text{Fe}_2\text{Tm}$
- 64Co09 R.L.Cohen, J.H.Wernick - Phys. Rev. 134, B503 (1964)  
Nuclear Hyperfine Structure in  $\text{Er}^{166}$
- 64Co10 M.Cordey-Hayes - J. Inorg. Nucl. Chem. 26, 915 (1964)  
An Interpretation of the Mossbauer Spectra of Some Inorganic Tin Compounds in Terms of the Oxidation State of the Tin Atom
- 64Co32 S.G.Cohen, I.Nowik, S.Ofer - Rev. Mod. Phys. 36, 378 (1964)  
Recent Developments in Rare-Earth Mossbauer Studies. II
- 64De08 H.de Waard, J.Heberle - Phys.Rev. 136, B1615(1964)  
Magnetic Moment of the 26.8-keV State of  $^{129}\text{I}$  Measured with the Aid of Superconducting Magnets
- 64De19 M.Deutsch, A.Buyn, L.Grodzins - Perturbed Angular Correlations, E.Karlsson, E.Matthias, K.Siegbahn, Ed., North-Holland Publishing Co., Amsterdam, p.186 (1964)  
Magnetic Moments of 5- States in  $\text{Sn}^{118}$  and  $\text{Sn}^{120}$
- 64Do07 H.Dobler, G.Petrich, S.Hufner, P.Kienle, W.Wiedemann, H.Eicher - Phys.Letters 10, 319(1964)  
Hyperfine Splitting and g-Factor of the 80.6 keV State of  $\text{Er}^{166}$
- 64Dr02 L.E.Drain - Phys.Letters 11, 114(1964)  
The Magnetic Moment of  $\text{Ni}^{61}$
- 64Ea02 W.Easley, J.Huntzicker, E.Matthias, S.S.Rosenblum, D.A.Shirley - Bull.Am.Phys.Soc. 9, No.4, 435, ED8(1964)  
Nuclear Zeeman Effect in  $^{193}\text{Ir}$
- 64Eg01 V.N.Egorov - Opt.i Spektroskopiya 16, 549(1964); Opt. Spectry.(USSR) 16, 301(1964)  
Hyperfine Structure of the Atomic Spectrum and Nuclear Moments of the Thorium Isotope  $^{229}\text{Th}$

- 64En01 W.Engels, W.Delang, U.Weihmann, E.Bodenstedt - Phys.Letters 11, 57(1964)  
The g-Factor of the 248 keV State of Se<sup>77</sup>
- 64Ew02 W.B.Ewbank, H.A.Shugart - Phys.Rev. 135, A358(1964)  
Hyperfine-Structure Separations of Au<sup>191</sup> and Au<sup>193</sup>
- 64Fa11 A.Faist, E.Geneux, S.Koide - J.Phys.Soc.Japan 19, 2299(1964)  
Frequency Shift in Magnetic Transitions Between Hyperfine Levels of <sup>2</sup>P<sub>3/2</sub> States of Cs<sup>133</sup>
- 64Sa12 L.Gabla - Acta Phys.Polon. 25, 617(1964); Nucl.Sci.Abstr. 18, 4126, Abstr. 30743(1964)  
Nuclear Electric Quadrupole Moment of Radioactive Nuclide <sup>152</sup>Eu Obtained by the Isotope Shift Effect in the Atomic Spectrum
- 64Go06 A.C.Gossard, V.Jaccarino, J.H.Wernick - Phys.Rev. 133, A881(1964)  
Ytterbium NMR: Yb<sup>171</sup> Nuclear Moment and Yb Metal Knight Shift
- 64So09 L.S.Goodman, K.Schlupmann - Z.Physik 178, 235(1964)  
Bestimmung der Kernmomente des Ho<sup>165</sup> Aus der Hyperfeinstruktur des Grundzustandes im Ho I-Spektrum
- 64Gr03 L.Grodzins, E.R.Bauminger - Bull.Am.Phys.Soc. 9, No.4, 497, KA4(1964);  
Erratum Bull.Am.Phys.Soc. 9, No.5, 606(1964)  
Magnetic Moment of the 1st Excited State of <sup>149</sup>Sm
- 64Gr05 R.W.Grant, M.Kaplan, D.A.Keller, D.A.Shirley - Phys.Rev. 133, A1062(1964)  
Nuclear Zeeman Effect in Gold Atoms Dissolved in Iron, Cobalt, and Nickel
- 64Gr12 L.Grodzins - Priv.Comm.(August 1964)
- 64Gr27 L.Grodzins, N.Blum - Rev.Mod.Phys. 36, 470(1964)  
The Distribution of Nuclear Magnetism in the Ground and 14.4-keV States of Fe<sup>57</sup>
- 64Su01 C.Gunther, W.Engels, E.Bodenstedt - Phys.Letters 10, 77(1964)  
The g(R)-Factor of the 2+ Rotational State of Ytterbium 172
- 64Su03 S.Gustafsson, K.Johansson, E.Karlsson, A.G.Svensson - Phys.Letters 10, 191(1964)  
On the Possible Core-Polarization Effects in the Magnetic Moments of States in Pb<sup>207</sup>
- 64Gu07 C.Gunther, I.Lindgren - Perturbed Angular Correlations, E.Karlsson, E.Matthias, K.Siegbahn, Eds., North-Holland Publishing Co., p.357(1964)  
Paramagnetic Effects
- 64Ha22 D.W.Hafemeister, G.DePasquali, H.deWaard - Phys.Rev. 135, B1089(1964)  
Solid State and Nuclear Results from Mossbauer Studies with I<sup>129</sup>
- 64Ha46 R.A.Haberstroh, W.J.Kossler, O.Ames, D.R.Hamilton - Phys.Rev. 136, B932(1964)  
Hyperfine Structure and Nuclear Moments of 20.4-min C<sup>11</sup>
- 64He21 J.Heberle, M.Schulhof, S.S.Hanna - Rev.Mod.Phys. 36, 407(1964)  
Mossbauer Effect in Fe<sup>57</sup> and Sn<sup>119</sup> Metals in Large External Magnetic Fields
- 64Ho20 O.W.Howarth, R.E.Richards - Proc.Phys.Soc.(London) 84, 326(1964)  
The Nuclear Electric Quadrupole Moment of <sup>50</sup>V
- 64Ho22 K.Horai - J.Phys.Soc.Japan 19, 2241(1964)  
Electron Spin Resonance of Eu<sup>2+</sup> and Gd<sup>3+</sup> in CaF<sub>2</sub>
- 64Hu05 J.J.Huntzicker, R.B.Frankel, N.J.Stone, D.A.Shirley - Bull.Am.Phys.Soc.9, No.7, 741, Y2(1964)  
Mossbauer Effect in Te<sup>125</sup>
- 64In01 R.Ingalls - Phys.Rev. 133, A787(1964)  
Electric-Field Gradient Tensor in Ferrous Compounds
- 64Ja11 D.A.Jackson, D.H.Tuan - Proc.Roy.Soc.(London) 280A, 323(1964)  
Hyperfine Structures of the Resonance Line of the Arc Spectra and Nuclear Quadrupole Moments of the Isotopes 135 and 137 of Barium
- 64Ke02 L.Keszthelyi, I.Berkes, I.Dezsi, B.Molnar, L.Pocs - Phys.Letters 8, 195(1964)  
Measurement of the g-Factor of the 412 keV State in Hg<sup>198</sup>
- 64Kh01 J.M.Khan, N.Braslau, G.O.Brink - Phys.Rev. 134, A45(1964)  
Hyperfine Structure Separation and Magnetic Moment of K<sup>42</sup>
- 64Ki03 P.Kienle - Rev.Mod.Phys. 36, 372(1964)  
Recent Developments in Rare-Earth Mossbauer Studies. I
- 64Kl01 H.Kleiman, S.P.Davis, T.Aung - Phys.Letters 13, 212(1964); Erratum Phys.Letters 15, 296(1965)  
The Spin and Moments of Hg<sup>193</sup>
- 64Ko13 H.J.Korner, E.Gerdau, J.Heisenberg, J.Braunfurth - Perturbed Angular Correlations, E.Karlsson, E.Matthias, K.Siegbahn, Ed., North-Holland Publishing Co., p.200(1964)  
Measurement of the g(R)-Factor of the Rotational Level in W<sup>184</sup>
- 64Ko15 H.J.Korner, K.Auerbach, J.Braunfurth, U.Ortabasi, J.Heisenberg - Compt.Rend.Congr.Intern.Phys.Nucl., Paris, P.Gugenberger, Ed., Centre National de la Recherche Scientifique, Paris, Vol.II, p.481(1964)  
g-Factor Measurements on the First Excited States of Pd<sup>106</sup>, Pr<sup>143</sup>, Hg<sup>198</sup> and Pb<sup>207</sup>



- 64Ko16 H.J.Korner, J.Braunsfurth, H.F.Nesemann, S.J.Skorka, B.Zeitnitz -  
Compt.Rend.Congr.Intern.Phys.Nucl., Paris, P.Gugenberger, Ed., Centre  
National de la Recherche Scientifique, Paris, Vol.II, p.487 (1964)  
g-Factor of the 136 keV  $5/2^-$  State of Iron-57
- 64La08 A.Landman, R.Novick - Phys.Rev. 134, A56 (1964)  
Level Crossing Determination of  $r(^1P_1)$  and  $g(J)$  ( $^3P_1$ ) in Zinc and the hfs of  
Zn<sup>65</sup> and Zn<sup>67</sup>
- 64Li06 G.Liljegren, I.Lindgren, L.Sanner, K.E.Adelroth - Arkiv Fysik 25, 107 (1964)  
Nuclear Ground-State Spin and Magnetic Moment of Au<sup>190</sup>
- 64Lu04 A.Lurio, R.Novick - Phys.Rev. 134, A608 (1964)  
Lifetime and hfs of the (5s5p)  $^1P_1$  State of Cadmium
- 64Lu09 A.Lurio - Phys.Rev. 136, A376 (1964)  
Lifetime of the First Excited  $^1P_1$  State of Mg and Ba; hfs of Ba<sup>137</sup>
- 64Mc06 M.N.McDermott, R.Novick, B.W.Perry, E.B.Saloman - Phys.Rev. 134, B25 (1964)  
Spin and Nuclear Moments of 2.3-Day Cd<sup>115</sup> and 43-Day Cd<sup>115m</sup>
- 64Mu11 K.Murakawa - J.Phys.Soc.Japan 19, 1539 (1964)  
Quadrupole Coupling in the Hyperfine Structure of the Spectrum of I II
- 64Na05 H.Nagasawa, S.K.Takeshita, Y.Tomono - J.Phys.Soc.Japan 19, 764 (1964)  
Nuclear Quadrupole Moment of Vanadium
- 64On02 K.Ono, A.Ito, T.Fujita - J.Phys.Soc.Japan 19, 2119 (1964); See Also 62On02  
The Mossbauer Study of the Ferrous Ion in FeCl<sub>2</sub>
- 64Pe06 G.J.Perlow - Phys.Rev. 135, B1102 (1964)  
Ratio of the Quadrupole Moment of the First Excited State of Xe<sup>129</sup> to That  
of the Ground State of Xe<sup>131</sup>
- 64Pe11 J.M.Pendlebury, K.F.Smith - Proc.Phys.Soc.(London) 84, 849 (1964)  
Hyperfine Structure Measurements in <sup>75</sup>As, <sup>31</sup>P and <sup>53</sup>Cr
- 64Pe15 G.J.Perlow, S.L.Ruby - Phys.Letters 13, 198 (1964)  
Quadrupole Moment of the First Excited State in I<sup>127</sup> by the Mossbauer Effect
- 64Po04 H.Pollak - Nuovo Cimento 33, 1067 (1964)  
The Ground-State Wave Function of <sup>210</sup>Bi
- 64Re03 O.Redi, H.H.Stroke - Phys.Letters 8, 257 (1964)  
Spin and Nuclear Moments of Hg<sup>203</sup>
- 64Ro04 G.K.Rochester, K.F.Smith - Phys.Letters 8, 266 (1964)  
The Spins and Moments of Ag<sup>108</sup> and Cu<sup>66</sup>
- 64Ro11 J.S.Ross, K.Murakawa - J.Phys.Soc.Japan 19, 249 (1964)  
Nuclear Moments of Yb<sup>173</sup>
- 64Ru07 M.Rubenstein, G.H.Stauss, J.J.Krebs - Phys.Letters 12, 302 (1964)  
Nuclear Magnetic Resonance of Cr<sup>53</sup> in Antiferromagnetic Cr<sub>2</sub>O<sub>3</sub>
- 64Sc16 M.Schmorak, H.Wilson, P.Gatti, L.Grodzins - Phys.Rev. 134, B718 (1964)  
Gyromagnetic Ratio of the 4<sup>+</sup> State of Ce<sup>140</sup>
- 64Sc21 R.P.Scharenberg, J.D.Kurfess, G.Schilling, J.W.Tippie, P.J.Wolfe -  
Nucl.Phys. 58, 658 (1964); R.P.Scharenberg - Priv.Comm. (April 1972)  
Pulsed Beam Measurement of the Gyromagnetic Ratio of the 100 keV 2<sup>+</sup> State in  
Tungsten 182
- 64Se13 J.A.Seitchik, A.C.Gossard, V.Jaccarino - Phys.Rev. 136, A1119 (1964)  
Knight Shifts and Susceptibilities of Transition Metals: Palladium
- 64Sh29 R.R.Sharma, T.P.Das - J.Chem.Phys. 41, 3581 (1964)  
Crystalline Fields in Corundum-Type Lattices
- 64Sp02 H.Spehl, T.Schmidt, H.Rieseberg, G.Busch - Nucl.Phys. 52, 315 (1964);  
H.Spehl - Priv.Comm. (April 1972)  
Der g-Faktor des 155 keV-2<sup>+</sup> Niveaus von Os<sup>188</sup>
- 64Sp09 H.Spehl - Z.Physik 179, 482 (1964)  
Die relativen Quadrupolmomente der ersten angeregten 2<sup>+</sup>-Zustände von Os<sup>188</sup>,  
Os<sup>190</sup> und Os<sup>192</sup>
- 64St20 N.J.Stone, R.B.Frankel, J.J.Huntzicker, D.A.Shirley - Bull.Am.Phys.Soc. 9,  
No. 7, 718, K7 (1964)  
Nuclear Polarization of Sb<sup>125</sup>, Using Ge(Li)  $\gamma$ -Ray Detectors
- 64St29 R.M.Steffen, H.Frauenfelder - Perturbed Angular Correlations, E.Karlsson,  
E.Matthias, K.Siegbahn, Eds., North-Holland Publishing Co., Amsterdam, p.1  
(1964)  
The Influence of Extranuclear Fields on Angular Correlations
- 64Su01 K.Sugimoto, A.Mizobuchi, K.Nakai - Phys.Rev. 134, B539 (1964)  
Quadrupole Moment of the Second Excited State of F<sup>19</sup>
- 64Su02 R.G.Summers-Gill - Priv.Comm. (July 1964)
- 64To02 F.S.Tomkins - Priv.Comm. (August 1964)
- 64To05 W.J.Tomlinson III, H.H.Stroke - Nucl.Phys. 60, 614 (1964)  
Nuclear Moments and Isotope and Isomer Shifts of Neutron-Deficient Mercury  
Isotopes 195, 195m, 194, 193, 193m and 192
- 64Va27 H.Van Kempen, A.R.Miedema, W.J.Huiskamp - Physica 30, 229 (1964)  
Heat Capacities of the Metals Terbium and Holmium below 10K

- 64Wa01 W.T.Walter, M.J.Stavn - Bull.Am.Phys.Soc. 9, No.1, 10, AC3(1964)  
Nuclear Orientation and Magnetic Moment of Hg<sup>195</sup>
- 64We10 G.K.Wertheim - Mossbauer Effect: Principles and Application, Academic Press,  
New York (1964)
- 64Wh01 L.Wharton, L.P.Gold, W.Klemperer - Phys.Rev. 133, B270(1964)  
Quadrupole Moment of Li<sup>6</sup>
- 64Wh05 M.B.White, E.Lipworth, S.Alpert - Phys.Rev. 136, B584(1964)  
Hyperfine Structure and Nuclear Moments of Br<sup>80</sup> and Br<sup>80m</sup>
- 64Wi09 R.Winkler - Naturwissenschaften 51, 236(1964)  
Hyperfeinstruktur des Rhenium-Grundzustandes und Magnetisches Kernmoment von  
186Re and 188Re
- 65Ab01 M.Abraham, R.A.Weeks, G.W.Clark, C.B.Finch - Phys.Rev. 137, A138 (1965)  
Electron Spin Resonance of Rare-Earth Ions in Thorium Oxide: Yb<sup>3+</sup> and Er<sup>3+</sup>
- 65Ad03 K.E.Adelroth, I.Lindgren, M.Olsmats, L.Sanner - Arkiv Fysik 30, 111 (1965)  
The Hyperfine Structure of the 16 Hour State in Te<sup>119</sup>
- 65Ag01 Y.K.Agarwal, C.V.K.Baba, S.K.Bhattacharjee - Nucl.Phys. 63, 685 (1965);  
Y.K.Agarwal - Priv.Comm. (April 1972)  
Magnetic Moment of the 160 keV State in Cs<sup>133</sup>
- 65Ag02 Y.K.Agarwal, C.V.K.Baba, S.K.Bhattacharjee - Phys.Letters 14, 214 (1965);  
Y.K.Agarwal - Priv.Comm. (April 1972)  
Magnetic Properties of K = 1/2 Rotational Band in Tm<sup>171</sup>
- 65Ag03 Y.K.Agarwal, C.V.K.Baba, S.K.Bhattacharjee, D.C.Ephraim - Phys.Letters 19,  
578 (1965); Y.K.Agarwal - Priv.Comm. (April 1972)  
Magnetic Moment of the 405 keV (7/2-) Level in <sup>211</sup>Bi
- 65Al10 D.Ali, I.Maleh, R.Marrus - Phys.Rev. 138, B1356 (1965)  
Hyperfine Structure and Nuclear Moments of Promethium-148 and Erbium-165
- 65Al16 D.Ali - Nucl.Phys. 71, 441 (1965)  
Spins of Gd<sup>153</sup>, Dy<sup>159</sup> and Pm<sup>148</sup>
- 65Am01 O.Ames, E.A.Phillips, S.S.Glickstein - Phys.Rev. 137, B1157 (1965)  
Spin, Hyperfine Structure, and Nuclear Magnetic Dipole Moment of 23-sec Na<sup>21</sup>
- 65An02 P.Da R.Andrade, A.Maciel, C.S.Muller, J.Wirth, F.C.Zawislak - Nucl.Phys. 66,  
545 (1965)  
Angular Correlation Measurements in <sup>99</sup>Tc
- 65Ar01 L.Armstrong, Jr., R.Marrus - Phys.Rev. 138, B310 (1965)  
Magnetic Moments of Rhenium-186 and Rhenium-188 and Analysis of the Rhenium  
Hyperfine Structure
- 65Ar05 C.Arnoold, S.Gerstenkorn - Compt.Rend. 261, 1488 (1965)  
Structures Hyperfines des Niveaux Fondamentaux du Terbium. Signe et Moment  
Quadrupolaire Nucleaire du Terbium 159
- 65Ba42 R.G.Barnes, F.Borsa, S.L.Segel, D.R.Torgeson - Phys.Rev. 137, A1828 (1965)  
Knight Shift Anisotropy in Scandium and Yttrium and Nuclear Quadrupole  
Coupling in Scandium
- 65Ba49 J.M.Baker, J.R.Chadwick, G.Garton, J.P.Hurrell - Proc.Roy.Soc.(London) 286A,  
352 (1965)  
E.p.r. And Endor of Tb<sup>4+</sup> in Thoria
- 65Be25 N.Benczer-Koller, J.R.Harris, G.M.Rothberg - Phys.Rev. 140, B547 (1965)  
Magnetic Moment of the 99-keV First Excited State of Pt<sup>195</sup>
- 65Be34 R.G.Bessent, W.Hayes - Proc.Roy.Soc.(London) 285A, 430 (1965)  
Electron Nuclear Double Resonance of Divalent Thulium in Calcium Fluoride
- 65Bi14 L.C.Biedenharn, P.J.Brussaard - Coulomb Excitation, Clarendon Press, Oxford  
(1965)
- 65Bo08 J.D.Bowman, J.De Boer, F.Boehm - Nucl.Phys. 61, 682 (1965)  
The Electromagnetic Properties of Tm<sup>169</sup>
- 65Bu14 J.I.Budnick, R.E.Gegenwarth, J.H.Wernick - Bull.Am.Phys.Soc. 10, No.3, 317,  
BB15 (1965)  
Nuclear Magnetic Resonance of Gd<sup>155</sup>, Gd<sup>157</sup>, and Al<sup>27</sup> in Ferromagnetic GdAl<sub>2</sub>
- 65Ca04 F.P.Calaprince, E.D.Commins, D.A.Dobson - Phys.Rev. 137, B1453 (1965)  
Beta-Decay Asymmetry and Nuclear Magnetic Moment of Argon-35
- 65Ca12 I.A.Campbell, N.J.Stone, B.G.Turrell - Proc.Roy.Soc.(London) 283A, 379  
(1965)  
The Polarization of Radioactive Gold Nuclei in Iron
- 65Ch06 W.J.Children, L.S.Goodman - Phys.Rev. 137, A35 (1965)  
Magnetic Hyperfine Structure of the <sup>3</sup>P<sub>1</sub> and <sup>3</sup>P<sub>2</sub> Metastable States of  
Sn<sup>115</sup>, <sup>117</sup>, <sup>119</sup>
- 65Ch08 Y.W.Chan, W.B.Ewbank, W.A.Nierenberg, H.A.Shugart - Phys.Rev. 137, B1129  
(1965)  
Hyperfine-Structure Separations and Magnetic Moments of Gold-194, 195, And  
196
- 65Ch14 Y.W.Chow, L.Grodzins, P.H.Barrett - Phys.Rev.Letters 15, 369 (1965)  
Mossbauer Scattering: The Gyromagnetic Moments of First 2+ States in W<sup>182</sup>  
and W<sup>186</sup> and Os<sup>186</sup> and Os<sup>188</sup>

- 65Ch19 K.H.Channappa, J.M.Pendlebury - Proc.Phys.Soc.(London) 86, 1145 (1965)  
Hyperfine Structure Measurements in Some Low-Lying Multiplets of  $^{47}\text{Ti}$ ,  $^{49}\text{Ti}$ ,  $^{59}\text{Co}$  and  $^{105}\text{Pd}$
- 65Co05 R.L.Cohen - Phys.Rev. 137, A1809 (1965)  
Mössbauer Effect in  $\text{Dy}^{160}$
- 65Co20 E.R.Cohen, J.W.M.DuMond - Rev.Mod.Phys. 37, 537 (1965)  
Our Knowledge of the Fundamental Constants of Physics and Chemistry in 1965
- 65Cu05 J.W.Culvahouse, L.V.Holroyd, J.L.Kolopus - Phys.Rev. 140, A1181 (1965);  
Erratum Phys.Rev. 151, 734 (1966)  
F Centers in  $\text{SrO}$  and the Quadrupole Moment of  $\text{Sr}^{87}$
- 65Da10 J.M.Daniels - Oriented Nuclei: Polarized Targets and Beams, Academic Press,  
New York (1965)
- 65De31 S.R.de Groot, H.A.Tolhoek, W.J.Huiskamp - Alpha-, Beta- and Gamma-Ray  
Spectroscopy, Vol.II, K.Siegbahn, Ed., North-Holland Publishing Co.,  
Amsterdam, p.1199 (1965)  
Orientation of Nuclei at Low Temperatures
- 65Do11 B.M.Dodsworth, H.A.Shugart - Bull.Am.Phys.Soc. 10, No.4, 445, BC11 (1965)  
Nuclear Spin of  $^{45}\text{d}$  iron-59
- 65Dr03 L.E.Drain, G.W.West - Phil.Mag. 12, 1061 (1965)  
Nuclear Magnetic Resonance of Nickel and Titanium in Some Intermetallic  
Compounds
- 65Eb03 W.Ebert, O.Klepper, H.Spehl - Nucl.Phys. 73, 217 (1965); H.Spehl -  
Priv.Comm. (April 1972)  
The Gyromagnetic Ratio of the First Excited  $2^+$  State of  $^{182}\text{W}$  and  $^{184}\text{W}$
- 65Ei05 J.C.Eisenstein, M.H.L.Pryce - J.Res.Natl.Bur.Std. 69A, 217 (1965)  
Electronic Structure and Magnetic Properties of the Neptunyl Ion
- 65Ev07 L.Evans, P.G.H.Sandars, G.K.Woodgate - Proc.Roy.Soc.(London) 289A, 108  
(1965).  
Relativistic Effects in Many Electron Hyperfine Structure II. Relativistic  
Quadrupole Interaction in Manganese
- 65Ev08 L.Evans, P.G.H.Sandars, G.K.Woodgate - Proc.Roy.Soc.(London) 289A, 114  
(1965)  
Relativistic Effects in Many Electron Hyperfine Structure. III. Relativistic  
Dipole and Quadrupole Interaction in Europium and Remeasurement of the  
Nuclear Magnetic Dipole Moments of  $^{151}\text{Eu}$  and  $^{153}\text{Eu}$
- 65Ev09 A.G.Every, D.S.Schonland - Solid State Commun. 3, 205 (1965)  
A Donor Electron Orbital for Nitrogen in Diamond
- 65Fa02 J.Faust, R.Marrus, W.A.Nierenberg - Phys.Letters 16, 71 (1965)  
Direct Measurement of the Magnetic Moment of Plutonium-239
- 65Fr19 R.B.Frankel, D.A.Shirley, N.J.Stone - Phys.Rev. 140, A1020 (1965); Erratum  
Phys.Rev. 143, 334 (1966)  
Cerium Magnesium Nitrate Temperature Scale from Nuclear Orientation
- 65Fr20 H.Frauenfelder, R.M.Steffen - Alpha-, Beta- and Gamma-Ray Spectroscopy,  
Vol.II, K.Siegbahn, Ed., North-Holland Publishing Co., Amsterdam, p.997  
(1965)  
Angular Correlations
- 65Gl08 G.Gluck - Ann.Phys.(Paris) 10, 673 (1965)  
Etude du Déplacement Isotopique du Tungstène, de l'Osmium, du Neodyme
- 65Go06 G.Goldring, U.Smilansky - Phys.Letters 16, 151 (1965)  
The Quadrupole Moment of the  $2^+$  State at 122 keV in  $^{152}\text{Sm}$
- 65Go14 V.I.Goldanskii, V.A.Trukhtanov, M.N.Devisheva, V.F.Belov - Phys.Letters 15,  
317 (1965)  
The Superexchange Inducing of Magnetic Fields on the Nuclei of Diamagnetic  
Atoms
- 65Gr18 T.A.Griffy, D.U.L.Yu - Phys.Rev. 139, B880 (1965)  
Electron Scattering from Nuclear Magnetic Moments
- 65Gu01 C.Gunther, H.Blumberg, W.Engels, G.Strube, J.Voss, R.-M.Lieder, H.Luig,  
E.Bodenstedt - Nucl.Phys. 61, 65 (1965)  
Observation of Dipole-Octupole Mixture in the Gamma-Decay of the 1174 keV  
Isomeric State of  $\text{Yb}^{172}$  and its Magnetic Moment
- 65Gu02 C.Gunther, G.Strube, U.Weihmann, W.Engels, H.Blumberg, H.Luig, R.M.Lieder,  
E.Bodenstedt, H.J.Korner - Z.Physik 183, 472 (1965)  
Messung des  $g(R)$ -Faktors des  $2^+$ -Rotationsniveaus von  $\text{Dy}^{160}$  nach der  
Spinrotationsmethode und Bestimmung der Multipolmischungen mehrerer  
 $\gamma$ -Übergänge im Zerfall des  $\text{Tb}^{160}$
- 65Ha35 J.S.M.Harvey - Proc.Roy.Soc. (London) 285A, 581 (1965)  
Hyperfine Structure in Ground Multiplets of  $^{170}\text{Yb}$  and  $^{19}\text{F}$
- 65He10 H.Heuser - Z.Naturforsch. 20a, 490 (1965)  
Magnetisches Moment des 0,57 MeV-Niveaus von  $\text{Pb}$  207
- 65Ho06 G.Hohberg, K.Krebs, B.Schulz, R.Winkler - Z.Physik 186, 380 (1965)  
Hyperfeinstruktur-Untersuchungen im Rhenium-I-Spektrum

- 65Hu01 S.Hufner, P.Kienle, W.Wiedemann, H.Eicher - Z.Physik 182, 499 (1965)  
Hyperfine Fields in Erbium Metal
- 65Hu03 A.Huller, W.Wiedemann, P.Kienle, S.Hufner - Phys.Letters 15, 269 (1965)  
Hyperfine Splitting and g Factor of the 84-keV State in Yb<sup>170</sup>
- 65Hu13 R.W.Huggins, J.H.Sanders - Proc.Phys.Soc. (London) 86, 53 (1965)  
Nuclear Magnetic Moment Ratios Measured in High and Low Fields
- 65Hu14 J.P.Hurrell - Brit.J.Appl.Phys. 16, 755 (1965)  
Electron Nuclear Double Resonance of Trivalent Gadolinium in Thoria
- 65Ik01 H.Ikushima, S.Hayakawa - J.Phys.Soc.Japan 20, 1517 (1965)  
'Forbidden' Transitions in the Electron Spin Resonance of Mn<sup>2+</sup> in the BaTiO<sub>3</sub> Single Crystal
- 65Jo12 K.Johansson, S.Gustafsson, A.G.Svensson, R.Wappling - Phys.Letters 17, 277 (1965)  
Nuclear g-Factor of the 3.2 MeV 5- State in the Double-Closed Shell Nucleus <sup>208</sup>Pb
- 65Ka02 E.Karlsson, E.Matthias, S.Gustafsson, K.Johansson, A.G.Svensson, S.Ogaza, P.da Rocha Andrade - Nucl.Phys. 61, 582(1965)  
The Magnetic Moment of the 3/2+ State in Tl<sup>203</sup> and the Question of Core Excitations
- 65Ka03 J.Kaufmann - Z.Physik 182, 217(1964)  
Zum Verhaltnis der Kernquadrupolmomente der Beiden Molybdanisootope Mo<sup>95</sup> und Mo<sup>97</sup>
- 65Ka04 G.M.Kalvius - Phys.Rev. 137, B1441(1965)  
Mossbauer Effect in Yb<sup>171</sup>
- 65Ka05 E.Karlsson, E.Matthias, A.G.Svensson, K.Johansson - Nucl.Phys. 64, 8 (1965);  
E.Karlsson - Priv.Comm. (April 1972)  
The Magnetic Moment of the 9/2+ Rotational State in Lu<sup>175</sup>
- 65Ke11 L.Keszthelyi, I.Berkes, I.Dezsi, L.Pocs - Nucl.Phys. 71, 662(1965)  
The g Factors of the Excited States in <sup>192</sup>Os, <sup>192</sup>Pt and <sup>194</sup>Pt
- 65Ko12 H.J.Korner, U.Ortabasi - Nucl.Phys. 70, 28(1965)  
Measurement of the g-Factor of the First Excited State in Pd<sup>106</sup>
- 65Ko22 C.W.Kocher - Phys.Letters 14, 287(1965)  
The Iron-57 Mossbauer Effect in Some Stainless Steels
- 65Le16 R.M.Levy, D.A.Shirley - Phys.Rev. 140, B811(1965)  
Hyperfine Structure in the 2084-keV State of Ce<sup>140</sup>
- 65Li12 I.Lindgren - Arkiv Fysik 29, 553(1965)  
Analysis of Nuclear Dipole Moments Determined with Nuclear Magnetic Resonance
- 65Lo11 P.R.Locher, S.Geschwind - Phys.Rev. 139, A991(1965)  
Electron-Nuclear Double Resonance of Fe<sup>57</sup> in MgO
- 65Lo12 J.H.N.Loubser, L.du Preez - Brit.J.Appl.Phys. 16, 457(1965)  
New Lines in the Electron Spin Resonance Spectrum of Substitutional Nitrogen Donors in Diamond
- 65Lu02 J.Lubbers, A.R.Miedema, W.J.Huiskamp - Physica 31, 153(1965)  
Cooling by Means of Anisotropic Hyperfine Structure Coupling; Orientation and Relaxation of Nuclear Spin Systems in Strong Magnetic Fields
- 65Lu06 G.W.Ludwig - Phys.Rev. 137, A1520(1965)  
Paramagnetic Resonance Study of a Deep Donor in Silicon
- 65Ma19 I.Maleh - Phys.Rev. 138, B766(1965)  
Electronic Angular Moments of Some Low-Lying States of Cerium; Nuclear Spin of Cerium-143
- 65Ma25 B.A.Mamyrin, A.A.Frantsuzov - Zh.Eksperim.i Teor.Fiz. 48, 416(1965); Soviet Phys.JETP 21, 274(1965)  
Measurement of the Magnetic Moment of the Proton in Units of the Nuclear Magneton
- 65Ma27 E.Matthias, S.S.Rosenblum, D.A.Shirley - Phys.Rev. 139, B532(1965)  
g Factor of the 90-keV Level in Ru<sup>99</sup> and the Paramagnetic Correction in Transition Atoms
- 65Ma34 E.Matthias, D.A.Shirley, J.S.Evans, R.A.Naumann - Phys.Rev. 140, B264(1965)  
Half-Life and g Factor of the 75-keV Level of Rh<sup>100</sup>
- 65Mu07 W.Muller, A.Steudel, H.Walther - Z.Physik 183, 303(1965)  
Die Hyperfeinstruktur in den 4f<sup>7</sup> 6s 6p-Termen des Eu I und die Elektrischen Kernquadrupolmomente von Eu<sup>151</sup> und Eu<sup>153</sup>
- 65Mu15 K.Murakawa - J.Phys.Soc.Japan 20, 1094(1965)  
Quadrupole Coupling in the Hyperfine Structure of Hg I
- 65No04 I.Nowik, H.H.Wickman - Phys.Rev. 140, A869(1965)  
Magnetic Hyperfine Interactions in Dysprosium Aluminum Garnet
- 65Of01 S.Ofer, E.Segal, I.Nowik, E.R.Bauminger, L.Grodzins, A.J.Freeman, M.Schieber - Phys.Rev. 137, A627(1965)  
Hyperfine Interactions in the Ground State and 22-keV State of Sm<sup>149</sup> in Ferrimagnetic Compounds of Samarium

- 65Of02 S.Ofer, M.Rakavy, E.Segal, B.Khurgin - Phys.Rev. 138, A241(1965)  
Mossbauer Effect in Dy<sup>161</sup> in Metallic Dysprosium, DyFe<sub>2</sub>, and DyAl<sub>2</sub>
- 65Of03 S.Ofer, M.Rakavy, E.Segal - Nucl.Phys. 69, 173(1965)  
The Magnetic Moment of the 86.7 keV Level of Dy<sup>160</sup>
- 65Pa15 M.Pasternak, A.Simpoulos, Y.Hazony - Phys.Rev. 140, A1892(1965)  
Mossbauer Effect in Molecular Iodine Crystals
- 65Pe15 G.J.Perlow, C.E.Johnson, W.Marshall - Phys.Rev. 140, A875(1965)  
Mossbauer Effect of Fe<sup>57</sup> in a Cobalt Single Crystal
- 65Ph02 E.A.Phillips, O.Ames, S.S.Glickstein - Phys.Rev. 138, B773(1965)  
Spin, Hyperfine Structure, and Nuclear Magnetic Dipole Moment of 7.7-min K<sup>39</sup>
- 65Ph04 E.A.Phillips, W.Happer, J.D.McCullen - Phys.Rev. 140, B555(1965)  
Spin, Hyperfine Structure, and New Magnetic Moment of 21-min Mn<sup>52m</sup>
- 65Re03 J.Reader, J.Sugar - Phys.Rev. 137, B784(1965); Erratum Phys.Rev. 140,  
AB3(1965)  
Nuclear Magnetic Moment of Pr<sup>141</sup> from the Hyperfine Structure of Doubly  
Ionized Praseodymium
- 65Re18 O.Redi, H.H.Stroke - Bull.Am.Phys.Soc. 10, No.4, 456, BH13(1965)  
Hyperfine Structure of Hg<sup>193</sup> and Hg<sup>193m</sup> by the Level-Crossing Method
- 65Ri03 G.J.Ritter - Can.J.Phys. 43, 770(1965)  
Hyperfine Structure of the Level 2 <sup>2</sup>P<sub>1/2</sub> of Lithium-6 and Lithium-7
- 65Ro13 M.M.Robertson, J.E.Mack, V.W.Cohen - Phys.Rev. 140, B820(1965)  
Nuclear Spin and Magnetic Moment of Ar<sup>37</sup>
- 65Sa22 L.Sanner, R.Djay, J.O.Jonsson, I.Lindgren, M.Olsmats, A.Rosen, B.Wannberg,  
K.E.Adelroth - Arkiv Fysik 30, 540(1965)  
Atomic Beam Resonance on Radioactive Nuclei
- 65Sc05 R.P.Scharenberg, J.D.Kurfess, G.Schilling, J.W.Tippie, E.J.Wolfe - Phys.Rev.  
137, B26 (1972); R.P.Scharenberg - Priv.Comm. (April 1972)  
Pulsed-Beam Measurements of the Gyromagnetic Ratio of the 111-keV 2+ State  
in Tungsten-184
- 65Sc08 H.A.Schussler - Z.Physik 182, 289(1965)  
Präzisionsmessung der Hyperfeinstruktur des 5<sup>2</sup>P<sub>3/2</sub>-Terms und des  
6<sup>2</sup>P<sub>3/2</sub>-Terms von Rb<sup>85</sup> und Rb<sup>87</sup>
- 65Sc13 R.G.Schlecht, M.B.White, D.W.McColm - Phys.Rev. 138, B306(1965)  
Hyperfine Structures of Re<sup>186</sup> and Re<sup>188</sup>
- 65Se11 J.A.Seitchik, V.Jaccarino, J.H.Wernick - Phys.Rev. 138, A148(1965)  
Knight Shift Studies of Transition Metals: Rhodium and Rhodium Intermetallic  
Compounds
- 65Se12 D.Seyboth, F.E.Obenshain, L.D.Roberts, J.O.Thomson - Bull.Am.Phys.Soc. 10,  
No.4, 444, BC7(1965)  
Magnetic Moment of the 77.3-keV First Excited State of <sup>197</sup>Au
- 65Sm01 W.W.Smith - Phys.Rev. 137, A330(1965)  
Hyperfine Structure of Hg<sup>193\*</sup>, Hg<sup>195</sup>, and Hg<sup>195\*</sup> by Zeeman-Level Crossings
- 65Sm04 K.P.Smith, P.J.Unsworth - Proc.Phys.Soc.(London) 86, 1249(1965)  
The Hyperfine Structure of <sup>167</sup>Er and Magnetic Moments of <sup>143</sup>,<sup>145</sup>Nd and <sup>167</sup>Er  
by Atomic Beam Triple Magnetic Resonance
- 65Sp03 H.Spehl, O.Klepper, H.Ropke - Nucl.Phys. 63, 477 (1972); H.Spehl -  
Priv.Comm. (April 1972)  
The Gyromagnetic Ratio of the First Excited 2+ State of Pt<sup>194</sup>
- 65St18 G.M.Stinson, R.G.Summers-Gill - Phys.Can. 21, No.2, 42, Abstr. 12.7(1965)  
The Nuclear Spin of Ag-109m
- 65Pa14 P.N.Tandon, H.G.Devare - Proc.Nucl.Phys. And Solid State Phys.Symp.,  
Nucl.Phys., Calcutta, p.13 (1965)  
The Magnetic Moments of the First Excited States of I<sup>127</sup>, I<sup>131</sup> and Pm<sup>149</sup>
- 65Ti02 J.W.Tippie, R.P.Scharenberg - Phys.Letters 16, 154 (1965); R.P.Scharenberg -  
Priv.Comm. (April 1972)  
Measurement of the Gyromagnetic Ratio of the 84 keV 2+ State in Ytterbium  
170
- 65We02 G.A.Westenbarger, D.A.Shirley - Phys.Rev. 138, A161(1965)  
Polarization of Silver Nuclei in Metallic Iron and Nickel
- 65Wh03 M.B.White, S.S.Alpert, S.Penselin, T.I.Moran, V.W.Cohen, E.Lipworth -  
Phys.Rev. 137, B477(1965)  
Hyperfine Structure of Lu<sup>176m</sup> by the Method of Atomic Beams
- 65Wi09 R.Winkler - Phys.Letters 16, 156(1965)  
Hyperfeinstruktur-Anomalie und Quadrupolmomente von <sup>151</sup>,<sup>153</sup>Eu
- 65Wi14 A.Winther, J.de Boer - Cal.Inst.Tech.Technical Report (1965); Reprinted in  
66A122  
A Computer Program for Multiple Coulomb Excitation
- 65Wo05 R.D.Worley, V.J.Ehlers, W.A.Nierenberg, H.A.Shugart - Phys.Rev. 140,  
B1483(1965)  
Hyperfine-Structure Separation, Nuclear Magnetic Moment, and  
Hyperfine-Structure Anomaly of Cesium-131

- 65Zu01 G.zu Putlitz, A.Schenck - Z.Physik 183, 428(1965)  
Zur Hyperfeinstruktur des  $6^2P_{3/2}$ -Terms von  $Rb^{87}$
- 66Ac01 H.Ackermann - Z.Physik 194, 253(1966)  
Die Hyperfeinstruktur des  $3^2P_{3/2}$ -Zustands von Natrium im Starken Magnetfeld
- 66Ac02 H.L.Acker, G.Backenstoss, C.Daum, J.C.Sens, S.A.De Wit - Nucl.Phys. 87,  
1(1966)  
Measurement and Analysis of Muonic X-Ray Spectra in Spherical Nuclei
- 66Ad03 K.E.Adelroth, I.Lindgren, R.Djay, A.Rosen - Arkiv Fysik 31, 549(1966)  
Nuclear Spin and Magnetic Moment of the Ground State of  $Mn^{52}$
- 66Ag01 Y.K.Agarwal, C.V.K.Baba - Proc.Nucl.Phys. and Solid State Phys.Symp.,  
Nucl.Phys., Bombay, p.181 (1966); CONF-660221; Y.K.Agarwal - Priv.Comm.  
(April 1972)  
Magnetic Moment of the 280 keV ( $5/2^-$ ) Level in  $As^{75}$
- 66Ag02 Y.K.Agarwal, C.V.K.Baba, S.K.Bhattacharjee - Nucl.Phys. 79, 437 (1966);  
Y.K.Agarwal - Priv.Comm. (April 1972)  
Measurement of the g-Factors of  $2^+$  States in Even Nuclei Utilizing Hyperfine  
Fields in Iron Lattice (I). The 316 keV State in  $^{192}Pt$  and 328 and 622 keV  
States in  $^{194}Pt$
- 66Al22 K.Alder, A.Winther - Coulomb Excitation (A Collection of Reprints with an  
Introductory Review), Academic Press, New York (1966)
- 66An02 P.Da R.Andrade, A.Maciel, J.D.Rogers, J.Wirth, F.C.Zawislak - Nucl.Phys. 77,  
298 (1966)  
Measurement of the g-Factor of the 204 keV Level of  $^{95}Mo$
- 66Ar04 L.Armstrong, Jr., R.Marrus - Phys.Rev. 144, 994(1966)  
Nuclear Moments of Americium-241 and 16-h Americium-242 and Analysis of the  
Hyperfine Fields
- 66Ar11 J.O.Artman - Phys.Rev. 143, 541(1966)  
Electric-Field-Gradient Calculations in Transition-Metal Sesquioxides
- 66Ar18 C.Arnoult, S.Gerstenkorn - J.Opt.Soc.Am. 56, 177 (1966)  
Experimental and Theoretical Hyperfine Structure of Low-Lying Levels of  
Terbium  $4f^85d6s^2$  Configuration; Quadrupole Moment of  $^{159}Tb$
- 66At01 U.Atzmony, S.Ofer - Phys.Rev. 145, 915(1966)  
Mossbauer-Effect Studies of the 97-keV Level of  $Eu^{153}$
- 66At03 M.Atac, P.Debrunner, H.Frauenfelder - Phys.Letters 21, 699(1966)  
Mossbauer Scattering in  $^{195}Pt$
- 66At05 U.Atzmony, E.R.Bauminger, S.Ofer - Nucl.Phys. 89, 433(1966)  
Mossbauer Effect Studies of the 58 keV Level of  $^{159}Tb$
- 66Au05 K.Auerbach, B.Harms, K.Siepe, G.Wittkemper, H.J.Korner - Phys.Letters 22,  
299 (1966)  
Gyromagnetic Ratio of the 564 keV State in  $^{122}Te$
- 66Au06 K.Auerbach, K.Siepe, J.Wittkemper, H.J.Korner - Phys.Letters 23, 367(1966)  
Gyromagnetic Ratios of the First Excited States in  $^{100}Ru$ ,  $^{102}Ru$  and  $^{106}Pd$
- 66Ba20 M.Baumann, W.Hartmann, H.Kruger, A.Oed - Z.Physik 194, 270(1966)  
Die Hyperfeinstruktur des Angeregten  $3^2P_{3/2}$ -Zustandes von Natrium
- 66Be25 E.Belorizky, Y.Ayant, D.Descamps, Y.M.D'Aubigne - J.Phys.(Paris) 27,  
313 (1966)  
Etude de la Structure Hyperfine de l'Ion  $Er^{3+}$  dans un Monocristal de  $MgO$
- 66Be50 H.Benoit, R.Ribotta - Compt.Rend. 262B, 780(1966)  
Determination Directe du Signe et de la Valeur du Rapport Gyromagnetique du  
Proton. Application a la Mesure de Faibles Vitesses de Rotation
- 66Bl05 J.Blok, D.A.Shirley - Phys.Rev. 143, 911(1966)  
Nuclear Orientation of  $La^{140}$ ,  $Eu^{154}$ ,  $Gd^{159}$ ,  $Lu^{177}$  and  $Lu^{177m}$  by Sternheimer  
Antishielding
- 66Bl11 A.G.Blachman, D.A.Landman, A.Lurio - Phys.Rev. 150, 59(1966)  
Hyperfine Structure  $2D_{5/2}$  and  $4F_{9/2}$  States of  $Ag^{107}$  and  $Ag^{109}$
- 66Bl17 J.Blok, D.A.Shirley, N.J.Stone - Phys.Rev. 143, 78 (1966)  
Temperature Scale for Neodmium Ethylsulfate below 10K
- 66Bo11 D.Bosch, F.Pobell, P.Kienle - Phys.Letters 22, 262(1966)  
Magnetic Fields at  $^{119}Sn$  in Rare Earth Metals
- 66Br03 H.H.Brown, J.G.King - Phys.Rev. 142, 53(1966)  
Hyperfine Structure and Octopole Interaction in Stable Bromine Isotopes
- 66Bu01 H.Bucka, B.Budick, R.J.Goshen, S.Marcus - Phys.Rev. 144, 96(1966)  
Lifetimes and g(J) Factors in Excited States of Chromium. Hyperfine  
Structure of  $Cr^{53}$
- 66Bu14 B.Budick, L.A.Levin - Bull.Am.Phys.Soc. 11, No.2, 168, AB14(1966)  
Hyperfine Structure in the  $2P_{3/2}$  State of the Stable Isotopes of Copper
- 66Bu15 B.Budick - Bull.Am.Phys.Soc. 11, No.4, 456, BB6(1966)  
Lifetime and Hyperfine Structure of the  $3^2D_{5/2}$  State in Aluminum
- 66Bu17 H.Bucka, B.Grosswendt, H.A.Schussler - Z.Physik 194, 193(1966)  
Level Crossing-Experiment im  $6^2P_{3/2}$ -Term des Rb I-Spektrums

- 66Bu18 B. Budick, L.A. Levin - Bull. Am. Phys. Soc. 11, No. 3, 328, BG14 (1966)  
Hyperfine Structure of the  $2P_{3/2}$  State of Silver
- 66Ca04 J.A. Cameron, J.P. Compton, R.A.G. Lines, G.V.H. Wilson - Proc. Phys. Soc. (London) 87, 927 (1966)  
Nuclear Orientation of  $^{58}\text{V}$  Nuclei in Iron and Cobalt
- 66Ca15 E.H. Carlson - Bull. Am. Phys. Soc. 11, No. 3, 377, GH3 (1966)  
NMR of Chlorine in Ferromagnetic  $\text{GdCl}_3$
- 66Ch02 W.J. Childs, L.S. Goodman - Phys. Rev. 141, 15 (1966); Erratum Phys. Rev. C1, 750 (1970)  
Hyperfine Structure of  $\text{Ge}^{73}$  in the  $3P_1$  and  $3P_2$  Atomic States and the Nuclear Magnetic Dipole Moment of  $\text{Ge}^{71}$
- 66Ch03 W.J. Childs, L.S. Goodman - Phys. Rev. 141, 176 (1966)  
Hyperfine Structure of the  $9161\text{ cm}^{-1}$   $2D_{5/2}$  State of  $\text{Au}^{197}$  and the Nuclear Electric-Quadrupole Moment
- 66Ch05 Y.W. Chan, V.J. Ehlers, W.A. Nierenberg - Phys. Rev. 144, 1020 (1966)  
Nuclear Spin and Magnetic Dipole Moment of 39-min Gold-190
- 66Ch15 Y.W. Chan, V.W. Cohen, M. Lipsicas, H.B. Silsbee - Phys. Rev. 150, 933 (1966)  
Nuclear Magnetic Moment and Hyperfine-Structure Anomaly of  $\text{Na}^{24}$
- 66Ch16 W.J. Childs, L.S. Goodman - Phys. Rev. 148, 74 (1966)  
Hyperfine Interactions and the Magnetic Fields Due to Core Polarization in  $\text{Fe}^{57}$
- 66Ch27 G.W. Charles - J. Opt. Soc. Am. 56, 1292 (1966)  
Spectra of  $^{208}\text{Po}$  and the Hyperfine Structure of  $^{209}\text{Po}$
- 66Co13 R.G. Cornwell, W. Happer, Jr., J.D. McCullen - Phys. Rev. 141, 1106 (1966)  
Nuclear Moments of  $\text{Sc}^{43}$  and  $\text{Sc}^{47}$
- 66Co18 N. Comaniciu, V. Draganescu, V. Tatu - Rev. Roumaine Phys. 11, 399 (1966)  
Hyperfine Structure in  $\text{BaII}$  4934 A and 4554 A Lines and Nuclear Magnetic Moments of  $\text{Ba}^{137}$  and  $\text{Ba}^{135}$
- 66Co19 R.G. Cornwell, J.D. McCullen - Phys. Rev. 148, 1157 (1966)  
Nuclear Spin and Moments of  $\text{Ti}^{45}$
- 66Co26 N. Comaniciu, V. Draganescu, N. Ionescu-Pallas, V. Tatu - Compt. Rend. 262B, 1355 (1966)  
Determination des Moments Quadrupolaires Intrinseques du Baryum par des Mesures de Deplacements Isotopiques
- 66Co32 N. Comaniciu, V. Draganescu, V. Tatu - Compt. Rend. 262B, 915 (1966)  
Les Moments Magnetiques de  $^{135}\text{Ba}$  et  $^{137}\text{Ba}$  a Partir de la Structure Hyperfine de la Raie  $\text{Ba II}$ , 4934 A
- 66Co36 E.R. Cohen - Nuovo Cimento Suppl. 4, 839 (1966)  
A Review of Recent Work in the Determination of Fundamental Physical Constants
- 66Co42 C. Cohen-Tannoudji, A. Kastler - Progress in Optics, Vol. V, E. Wolf, Ed., North-Holland Publ. Co., Amsterdam, p.1 (1966)  
Optical Pumping
- 66Cr08 S.B. Crampton, H.G. Robinson, D. Kleppner, N.F. Ramsey - Phys. Rev. 141, 55 (1966)  
Hyperfine Separation of Deuterium
- 66Da07 S.P. Davis, T. Aung, H. Kleiman - Phys. Rev. 147, 861 (1966)  
Isotope Shifts of Neutron-Deficient Mercury Isotopes
- 66Da15 S.P. Davis, H. Kleiman, D. Goorvitch, T. Aung - J. Opt. Soc. Am. 56, 1604 (1966)  
Hyperfine Structure, Nuclear Moments, and Isotope Shifts of  $^{197}\text{Tl}$  and  $^{198}\text{Tl}$
- 66De08 B.I. Deutch, P. Hornshoj, K.B. Nielsen, F. Boehm - Phys. Letters 21, 659 (1966)  
Internal Magnetic Field of Lutecium in Iron and g Factor in  $^{175}\text{Lu}$
- 66De17 H.W. de Wijn, J.L. de Wildt - Phys. Rev. 150, 200 (1966)  
Temperature Dependence of Nuclear Quadrupole Resonance in Cuprous Oxide
- 66De23 N.N. Delyagin, H. El Sayes, V.S. Shpinel - Zh. Eksperim. i Teor. Fiz. 51, 95 (1966); Soviet Phys. JETP 24, 64 (1967)  
Magnetic Hyperfine Structure of the  $\text{Gd}^{155}$  Levels in Metallic Gadolinium and in the Intermetallic Compound  $\text{GdAl}_2$
- 66Do01 B.M. Dodsworth, H.A. Shugart - Phys. Rev. 142, 638 (1966)  
Nuclear-Spin, Hyperfine-Structure, and Magnetic-Moment Investigations on  $^{61}\text{Cu}$ ,  $^{62}\text{Cu}$ , and  $^{64}\text{Cu}$
- 66Ea01 W. Easley, N. Edelstein, M.P. Klein, D.A. Shirley, H.H. Wickman - Phys. Rev. 141, 1132 (1966)  
Nuclear Spin and Moment of  $\text{Ag}^{110\text{m}}$  by Paramagnetic Resonance
- 66Ec04 J. Eck, Y.K. Lee, E.T. Ritter, R.R. Stevens, Jr., J.C. Walker - Phys. Rev. Letters 17, 120 (1966)  
Observation of New Mossbauer Effects in Rare-Earth Isotopes Following Coulomb Excitation
- 66En03 T.C. English, J.C. Zorn - Bull. Am. Phys. Soc. 11, No. 1, 41, BG2 (1966)  
Hyperfine Structure of  $\text{Cs}^{133}\text{F}^{19}$
- 66Er08 L.E. Erickson - Phys. Rev. 143, 295 (1966)  
Electron-Paramagnetic-Resonance Absorption by Trivalent Neodymium Ions in Single Crystals of Lanthanum Trichloride and Lanthanum Ethyl Sulphate in Zero Magnetic Field

- 66Fo14 E.N.Fortson, R.G.Major, H.G.Dehmelt - Phys.Rev.Letters 16, 221 (1966)  
Ultrahigh-Resolution  $\Delta F = 0, \pm 1$  (He<sup>3</sup>)<sup>+</sup> Hfs Spectra by an Ion-Storage  
Collision Technique
- 66Ge06 K.R.German - Bull.Am.Phys.Soc. 11, No.1, 61, CH7(1966)  
Level-Crossover Spectroscopy of He<sup>3</sup> in the (1s)(2p)<sup>3</sup>P Configuration
- 663e08 E.Gerdau, H.J.Korner, J.Lerch, P.Steiner - Z.Naturforsch. 21a, 941(1966)  
Mossbauer-Untersuchungen an Den 2+-Rotationsniveaus von Hf<sup>176</sup> und Hf<sup>180</sup>
- 663o06 G.Goldring, R.Kalish, H.Spehl - Nucl.Phys. 80, 33 (1966); G.Goldring -  
Priv.Comm. (April 1972)  
Gyromagnetic Ratios of the First Excited 2<sup>+</sup> States in Even Os Isotopes
- 663u07 C.Gunther, K.Kankeleit - Phys.Letters 22, 443(1966)  
Magnetic Moment of the First Excited State in <sup>171</sup>Yb
- 66Ha43 C.K.Hargrove, E.P.Hincks, H.L.Anderson, R.J.McKee - Phys.Can. 22, No.2, 15,  
3.12(1966)  
Hyperfine Structure of Mu-Atomic Transitions in Au
- 66He06 G.Heinzelmann, G.zu Putlitz, A.Schenck - Phys.Letters 21, 162(1966)  
Nuclear Electric Quadrupole Moment of Odd-Odd <sup>134</sup>Cs
- 66He09 W.Henning, P.Kienle, E.Steichele, F.Wagner - Phys.Letters 22, 446(1966)  
Magnetic Properties of the K = 1/2 Rotational Band of <sup>171</sup>Yb
- 66He12 H.Heuser, H.Schneider - Atomkernenergie 11, 137 (1966)  
Bestimmung magnetischer Momente von angeregten Kernen aus der im Magnetfeld  
gestorten  $\gamma$ - $\gamma$ -Winkelkorrelation
- 66He13 J.Heisenberg - Thesis, Univ.Hamburg (1966)  
Untersuchungen am Np<sup>237</sup> mit magnetisch gestorter  $\alpha$ - $\gamma$  Winkelkorrelation
- 66Hr02 A.Z.Hryniewicz, S.Ogaza, J.Styczen, B.Hrastnik, E.Pudlowska, R.Kulesa -  
Nucl.Phys. 80, 608(1966)  
The g-Factor of the 87 keV Excited State in <sup>155</sup>Gd
- 66Je02 W.Jentschke, H.J.Korner, S.J.Skorca - Acta Phys.Austriaca 21, 43(1966)  
Kernspektroskopische Untersuchungen mit g-Faktor-und Lebensdauerbestimmungen  
Angeregter Kernniveaus
- 66Jo06 K.Johansson, E.Karlsson, R.W.Sommerfeldt - Phys.Letters 22, 297 (1972);  
E.Karlsson - Priv.Comm. (April 1972)  
Magnetic Moment of the Lowest 2<sup>+</sup> Vibrational State in <sup>122</sup>Te
- 66Ka12 G.M.Kalvius, J.K.Tison - Phys.Rev. 152, 829(1966)  
Mossbauer Effect in Two Excited States of a Rotational Band in Yb<sup>171</sup>
- 66Ki02 O.C.Kistner - Phys.Rev. 144, 1022(1966); Erratum Phys.Rev. 149, 990(1966)  
Recoil-Free Absorption Hyperfine Spectra of the 90-keV Mixed Transition in  
Ru<sup>99</sup>
- 66Ko01 S.Koicki, A.Koicki, G.T.Wood, M.E.Caspari - Phys.Rev. 143, 148(1966)  
Gamma-Gamma Angular-Correlation Study of Tm<sup>169</sup> in Lutetium Iron Garnet
- 66Ko14 S.Kobayashi, N.Sano, J.Itoh - J.Phys.Soc.Japan 21, 1456(1966)  
NMR Measurement of Internal Field and Electric Quadrupole Interaction in  
Ferromagnetic Dy Metal
- 66Ko16 H.J.Korner, K.Auerbach, J.Braunsfurth, E.Gerdau - Nucl.Phys. 86, 395(1966)  
Effective Nuclear Moments in <sup>207</sup>Pb
- 66Ko24 L.A.Korostyleva - Opt.i Spektroskopiya 20, 194(1966); Opt.Spectry.(USSR) 20,  
105(1966)  
Determination of the Magnetic Moment of Pu-239
- 66Ko25 E.Konig - Landolt-Bornstein, New Series II/2, A.M.Hellwege, K.H.Hellwege,  
Eds., Springer-Verlag, Sections 3 and 4(1966)  
Electron Paramagnetic Resonance
- 66Ku07 J.Kuhl, A.Steudel, H.Walther - Z.Physik 196, 365(1966)  
Hyperfeinstrukturuntersuchungen im Re I-Spektrum mit digital registrierendem  
Doppel-Fabry-Perot-Spektrometer. Die Quadrupolmomente von Re<sup>185</sup>, Re<sup>187</sup>,  
Re<sup>186</sup> und Re<sup>188</sup>
- 66Ku10 R.N.Kuzmin, N.S.Ibraimov, G.S.Zhdanov - Zh.Eksperim.i Teor.Fiz. 50,  
330(1966); Soviet Phys.JETP 23, 219(1966)  
Mossbauer Effect in Heusler Alloys
- 66Le20 M.Leduc, J.-C.Lehmann - Compt.Rend. 262B, 736(1966)  
Mesure Precise du Rapport des Moments Magnetiques Nucleaires des Isotopes  
111 et 113 du Cadmium
- 66Le21 M.Leduc, J.Brossel, J.-C.Lehmann - Compt.Rend. 263B, 740(1966)  
Mesure du Rapport des Frequences de Resonance Magnetique Nucleaire de <sup>199</sup>Hg  
et de <sup>111</sup>Cd en Phase Vapeur
- 66Lu07 I.I.Lukashevich, V.V.Sklyarevskii, K.P.Aleshin, B.N.Samoilov, E.P.Stepanov,  
N.I.Fillippov - ZhETF Pisma v Redaktsiyu 3, 81 (1966); JETP Letters 3, 50  
(1966)  
The Mossbauer Effect on Dy<sup>161</sup> Impurity Nuclei in Metallic Gadolinium
- 66Ma54 E.Matthias, D.A.Shirley - Nucl.Instr.Methods 45, 309(1966)  
Digital Analysis of Perturbed Angular Correlations



- 66Ma55 R.J.Mahler, L.W.James, W.H.Tanttila - Phys.Rev.Letters 16, 259(1966)  
Possible Observation of In<sup>115</sup> Nuclear Electric Hexadecapole Transitions
- 66Mc16 M.N.McDermott, R.L.Chaney, P.W.Spence - Bull.Am.Phys.Soc. 11, No.3, 354,  
EB16(1966)  
Optical Pumping of the Stable Isotopes of Cadmium
- 66Mc17 M.N.McDermott, R.L.Chaney, P.W.Spence - Bull.Am.Phys.Soc. 11, No.4, 483,  
FG13(1966)  
Optical Pumping of 6.7-h Cd<sup>107</sup> and 470-day Cd<sup>109</sup>
- 66Mu13 A.H.Muir, Jr., K.J.Ando, H.M.Coogan - Mossbauer Effect Data Index 1958-1965,  
Interscience Publishers, New York(1966)
- 66My01 T.Myint, D.Kleppner, N.F.Ramsey, H.G.Robinson - Phys.Rev.Letters 17,  
405(1966)  
Absolute Value of the Proton g Factor
- 66Na04 A.Narath, D.W.Alderman - Phys.Rev. 143, 328(1966)  
Nuclear Spin Relaxation in Molybdenum Metal
- 66Na06 H.Narumi, T.Watanabe - Progr.Theoret.Phys.(Kyoto) 35, 1154(1966); Erratum  
Progr.Theoret.Phys.(Kyoto) 36, 1313(1966)  
On the Value of the Electric Quadrupole Moment of the Deuteron
- 66Ne05 J.Ney - Z.Physik 196, 53(1966)  
Level-crossing-Untersuchung der Hyperfeinstruktur des 3d<sup>10</sup>4p<sup>2</sup>P<sub>3/2</sub>-Terms von  
Cu<sup>63</sup> und Cu<sup>65</sup>
- 66Ol02 L.Olschewski, E.-W.Otten - Z.Physik 196, 77(1966)  
Präzisionsmessung der Kerndipolmomente von Ba<sup>135</sup> und Ba<sup>137</sup> mit Optischem  
Pumpen
- 66Ra17 H.Rauch - Z.Physik 197, 389(1966)  
Anisotroper  $\beta$ -Zerfall nach Absorption Polarisierter Neutronen an Indium
- 66Ra29 R.E.Rand, R.Frosch, M.R.Yearian - Phys.Rev. 144, 859(1966)  
Elastic Electron Scattering from the Magnetic Multipole Distributions of  
Li<sup>6</sup>, Li<sup>7</sup>, Be<sup>9</sup>, B<sup>10</sup>, B<sup>11</sup>, and N<sup>14</sup>
- 66Re04 J.Reader - Phys.Rev. 141, 1123(1966)  
Nuclear Moments of Pm<sup>147</sup>
- 66Re06 O.Redl - Bull.Am.Phys.Soc. 11, No.1, 82, EA14(1966)  
Spin of V<sup>48</sup>
- 66RG02 Research Groups, Cooperation of the Angular Correlation Groups of Bonn and  
Hamburg - Nucl.Phys.89, 305(1966)  
The Magnetic Moment of the 5- State of <sup>116</sup>Sn and Other Spectroscopic  
Investigations in the Decay of <sup>116</sup>Sb and <sup>116</sup>In
- 66Ro09 M.L.Roush, L.A.West, J.V.Mullendore, H.L.Pann, J.B.Marion - Phys.Letters 23,  
355(1966)  
Precision Measurements of Nuclear Reaction Calibration Energies
- 66Ru02 S.L.Ruby, H.Selig - Phys.Rev. 147, 348(1966)  
Mossbauer Study of Kr<sup>83</sup> in the Compound KrF<sub>2</sub>
- 66Ru03 S.L.Ruby, G.M.Kalvius, R.E.Snyder, G.B.Beard - Phys.Rev. 148, 176(1966)  
Quadrupole Interaction in Sb<sup>121</sup> by Mossbauer Techniques
- 66Sa09 E.B.Saloman, W.Happer - Phys.Rev. 144, 7(1966)  
Lifetime, Coherence Narrowing, and Hyperfine Structure of the (6s<sup>2</sup>6p7s)<sup>3</sup>P<sub>1,0</sub>  
State in Lead
- 66Sc29 R.G.Schlecht, D.W.McCollm - Phys.Rev. 142, 11(1966)  
Hyperfine Structure of the Stable Lithium Isotopes. I
- 66Sh07 N.Shikazono, H.Takekoshi, T.Shoji - J.Phys.Soc.Japan 21, 829(1966)  
Mossbauer Effect Studies of the 46.48-keV Level of W<sup>183</sup>
- 66St22 G.M.Stinson, R.G.Summers-Gill - Phys.Can. 22, No.2, 43, 10.3(1966)  
The Magnetic Moment of Ag-109m
- 66St23 R.M.Sternheimer - Phys.Rev. 146, 140(1966)  
Shielding and Antishielding Effects for Various Ions and Atomic Systems
- 66Su01 K.Sugimoto, A.Mizobuchi, K.Nakai, K.Matuda - J.Phys.Soc.Japan 21, 213(1966)  
Magnetic Moment of F<sup>17</sup> - Nuclear Magnetic Resonance by Polarization  
Following O<sup>16</sup>(d,n)F<sup>17</sup> Reaction
- 66Su07 A.W.Sunyar, P.Thieberger - Phys.Rev. 151, 910(1966)  
Measurement of the g Factor of the 1+ 583-keV State in Na<sup>22</sup> Using the  
F<sup>19</sup>(Po<sup>210</sup> $\alpha$ ,n)Na<sup>22\*</sup> Reaction
- 66Sv01 A.G.Svensson, L.Bostrom, M.C.Joshi - Nucl.Phys. 89, 348(1966)  
The 114 keV Level in <sup>149</sup>Pm
- 66Ti01 J.W.Tippie, R.P.Scharenberg - Phys.Rev. 141, 1062(1966); R.P.Scharenberg -  
Priv.Comm. (April 1972)  
Pulsed-Beam Measurement of the Gyromagnetic Ratio of the First Excited  
Rotational States in Ytterbium 172, 174, and 176
- 66Ti04 R.S.Title - Bull.Am.Phys.Soc. 11, No.1, 14, AC9(1966)  
Electron Paramagnetic Resonance of Yb<sup>3+</sup> in ZnTe
- 66Wo05 G.K.Woodgate - Proc.Roy.Soc.(London) 293A, 117(1966)  
Hyperfine Structure and Nuclear Moments of Samarium

- 66Ya07 G.K.Yagola, V.I.Zingerman, V.N.Sepetyi - Izmeritel.Tekhn. No.7, 44 (1966); Meas.Tech.(USSR) No.7, 914 (1967)  
Determination of the Precise Value of the Proton Gyromagnetic Ratio in Strong Magnetic Fields
- 66Zm01 H.Zmora, S.Ofer, M.Rakavy - Nucl.Phys. 89, 225 (1966); H.Zmora - Priv.Comm. (May 1972)  
The Magnetic Moment of the First Excited State of  $^{143}\text{Pr}$
- 67Ag01 D.Agresti, E.Kankeleit, B.Persson - Phys.Rev. 155, 1339 (1967)  
Hyperfine Interactions and Isomeric Shift in  $\text{Pt}^{195}$
- 67Ag02 D.Agresti, E.Kankeleit, B.Persson - Phys.Rev. 155, 1342 (1967)  
Hyperfine Interactions and Lifetimes of Low-Energy States in  $\text{W}^{182}$  and  $\text{W}^{183}$
- 67Ag03 Y.K.Agarwal, C.V.K.Baba, S.K.Bhattacharjee - Nucl.Phys. A99, 457 (1967); Y.K.Agarwal - Priv.Comm. (April 1972)  
Properties of Low-Lying Levels in  $^{59}\text{Co}$
- 67At03 U.Atzmony, E.R.Bauminger, D.Lebenbaum, A.Mustachi, S.Ofer, J.H.Wernick - Phys.Rev. 163, 314 (1967)  
Mossbauer Effect in  $\text{Ir}^{193}$  in Intermetallic Compounds and Salts of Iridium
- 67At04 U.Atzmony, E.R.Bauminger, D.Froindlich, S.Ofer - Phys.Letters 26B, 81 (1967)  
The Magnetic Moment of the First Excited  $2+$  State of  $^{152}\text{Sm}$
- 67Au02 K.Auerbach, J.Braunsfurth, M.Maier, E.Bodenstedt, H.W.Flender - Nucl. Phys. A94, 427 (1967)  
The g-Factor of the 305 keV State of  $^{88}\text{V}$
- 67Ba47 L.C.Balling - Phys.Rev. 163, 114 (1967)  
 $g(I)/g(J)$  Ratios of  $\text{Rb}^{85}$  and  $\text{Rb}^{87}$
- 67Ba64 W.E.Baylis - Thesis, Max Planck Inst.Phys.Astrophys., Munich (1967); Quoted by 68Sc09
- 67Be08 I.Ben Zvi, P.Gilad, G.Goldring, R.Herber, R.Kalish - Nucl.Phys. A96, 138 (1967); G.Goldring - Priv.Comm. (April 1972)  
Precession Measurements Following Coulomb Excitation with Oxygen Ions (IV). Gyromagnetic Ratios and Internal Fields in Even Nd Isotopes
- 67Be17 R.Beraud, I.Berkes, G.Marest, R.Rougnny - Nucl.Phys. A98, 154 (1967)  
Duree de Vie et Facteur g du Premier Etat Excite du  $^{57}\text{Co}$
- 67Be45 I.Ben-Zvi, P.Gilad, G.Goldring, P.Hillman, A.Schwarzschild, Z.Vager - Phys.Rev.Letters 19, 373 (1967)  
Critique of the Method of Measurement of Magnetic Moments of Nuclei Embedded in Ferromagnetic Foils
- 67Bh03 S.K.Bhattacharjee, J.D.Bowman, E.N.Kaufmann - Phys.Rev.Letters 18, 223 (1967)  
Magnetic Moment of the First Excited State of  $^{114}\text{Cd}$
- 67Bh06 S.K.Bhattacharjee, J.D.Bowman, E.N.Kaufmann - Phys.Letters 24B, 651 (1967)  
Gyromagnetic Ratios of the First Excited States of  $^{122}\text{Te}$  and  $^{124}\text{Te}$
- 67Bl09 A.G.Blachman, A.Lurio - Phys.Rev. 153, 164 (1967)  
Hyperfine Structure of the Metastable ( $1s^2 2s 2p$ )  $^3\text{P}$  States of  $^9\text{Be}$  and the Nuclear Electric Quadrupole Moment
- 67Bl16 A.G.Blachman, D.A.Landman, A.Lurio - Phys.Rev. 161, 60 (1967)  
Hyperfine Structure and gJ Value of the  $^2\text{D}_{3/2}$  and of the  $^4\text{F}_{9/2}$  States of  $\text{Au}^{197}$
- 67Bo15 G.J.Bowden, D.S.P.Bunbury, J.M.Williams - Proc.Phys.Soc.(London) 91, 612 (1967)  
A Mossbauer Study of Hyperfine Interactions in Dysprosium Metal
- 67Bo32 F.Boehm, G.B.Hagemann - Izv.Akad.Nauk SSSR, Ser.Fiz. 31, 55 (1967); Bull.Acad.Sci.USSR, Phys.Ser. 31, 61 (1968)  
Magnetic Moments of the  $4+$  Rotational States in Deformed Nuclei
- 67Bo40 P.A.Bonczyk, V.W.Hughes - Phys.Rev. 161, 15 (1967)  
Hyperfine Structure of the  $\nu = 0, J = 1$  State in  $\text{Rb}^{85}\text{F}$ ,  $\text{Rb}^{87}\text{F}$ ,  $\text{K}^{39}\text{F}$ , and  $\text{K}^{41}\text{F}$  by the Molecular-Beam Electric-Resonance Method
- 67Br05 K.C.Brog, T.G.Eck, H.Wieder - Phys.Rev. 153, 91 (1967)  
Fine and Hyperfine Structure of the  $2^2\text{P}$  Term of  $\text{Li}^6$  and  $\text{Li}^7$
- 67Br14 J.Braunsfurth, J.Morgenstern, H.Schmidt, H.J.Korner - Z.Physik 202, 321 (1967)  
Untersuchung Gestorter Winkelverteilungen an  $\text{F}^{19}$  in Ferromagnetischen Gittern
- 67Br24 M.Brieger, P.Zimmermann - Z.Naturforsch. 22a, 2001 (1967)  
Level-Crossing-Untersuchung der Hyperfeinstruktur von  $\text{Sn}^{117}$  und  $\text{Sn}^{119}$  im ( $5p6s$ )  $^3\text{P}_1^0$ -Term des Sn I-Spektrums
- 67Bu06 B.Budick, J.Snr - Phys.Letters 24B, 276 (1967)  
Hyperfine Structure Anomaly of the Stable Ytterbium Isotopes
- 67Bu10 H.Bucka, J.Ney, K.P.Wirtnik - Z.Physik 202, 22 (1967)  
Hyperfeinstrukturanomalie und Kernquadrupolwechselwirkungskonstanten des Angeregten  $3d^9 4s 4p^4$   $^4\text{P}_{3/2}$ -Terms im Cu I-Spektrum von  $\text{Cu}^{63}$  und  $\text{Cu}^{65}$
- 67Bu20 A.Buyrn, L.Grodzins, N.A.Blum, J.Wulff - Phys.Rev. 163, 286 (1967)  
Internal Magnetic Fields at Pt Nuclei in Pt-Fe Alloys

- 67Bu26 B.Budick - Advances in Atomic and Molecular Physics, D.R.Bates, I.Estermann, Eds., Academic Press, New York, Vol.3, p.73 (1967)  
Optical Pumping Methods in Atomic Spectroscopy
- 67Ca07 J.A.Cameron, I.A.Campbell, J.P.Compton, R.A.G.Lines, G.V.H.Wilson - Proc.Phys.Soc. (London) 90, 1089(1967)  
Nuclear Orientation of  $^{95}\text{Nb}$  Nuclei in Iron and Cobalt
- 67Ch10 W.J.Childs - Phys.Rev. 156, 71(1967)  
Hyperfine Structure of Nine Levels in Two Configurations of  $\text{V}^{51}$ . II. Theoretical
- 67Ch26 W.J.Childs, L.S.Goodman - Bull.Am.Phys.Soc. 12, No.4, 509, DG12(1967)  
Hfs Studies of Low-Lying Levels in  $\text{Pt}^{195}$  by Atomic-Beam Magnetic Resonance
- 67Cr03 T.E.Cranshaw, P.Reivari - Proc.Phys.Soc. (London) 90, 1059(1967)  
A Mossbauer Study of the Hyperfine Spectrum of  $^{57}\text{Fe}$ , Using Ultrasonic Calibration
- 67Da04 H.Dahmen, S.Penselin - Z.Physik 200, 456(1967)  
Measurement of the Nuclear Magnetic Dipole Moment of  $\text{Au}^{197}$  and Hyperfine Structure Measurements in the Ground States of  $\text{Au}^{197}$ ,  $\text{Ag}^{107}$ ,  $\text{Ag}^{109}$  and  $\text{K}^{39}$
- 67Di04 L.O.Dickie, F.M.Kelly - Can.J.Phys. 45, 2249(1967)  
Hyperfine Structure in the Ground Configuration of Bismuth
- 67Dr09 V.Draganescu - Studii Cercetari Fiz. 19, 859 (1967); Phys.Abstr. 71, No.7078 (1968)  
Contributions to the Hyperfine Structure of Spectral Lines
- 67Dy02 G.L.Dyer, G.A.Woonton - Can.J.Phys. 45, 2975(1967)  
Investigation of the Hyperfine Structure of Divalent Manganese in a Magnesium Oxide Lattice
- 67Ea04 W.C.Easley - Thesis, Univ.California (1967); UCRL-17699 (1967)  
Electron Paramagnetic Resonance Studies of Radioactive Transition-Metal Ions
- 67Eb01 W.Ebenhoh, V.J.Ehlers, J.Perch - Z.Physik 200, 84(1967)  
Hyperfine-Structure Measurements on  $\text{Dy}^{161}$  and  $\text{Dy}^{163}$
- 67Ec01 J.S.Eck, Y.K.Lee, J.C.Walker, R.R.Stevens, Jr. - Phys.Rev. 156, 246(1967)  
Mossbauer Effect Following Coulomb Excitation in the Even-Even Isotopes of Ytterbium
- 67Ec02 J.S.Eck, Y.K.Lee, J.C.Walker - Phys.Rev. 163, 1295(1967)  
Measurement of the  $g(R)$  Factors for the First Excited States of  $\text{Yb}^{174}$  and  $\text{Yb}^{176}$  Using the Mossbauer Effect
- 67Ec03 J.S.Eck, Y.K.Lee, J.C.Walker - Bull.Am.Phys.Soc. 12, No.4, 596, KH1(1967)  
Measurement of the  $g(R)$  Factor for the 82.2-keV State of  $\text{Yb}^{176}$  Using the Mossbauer Effect
- 67Es04 Y.H.Eskes, H.W.de Wijn - Phys.Letters 25A, 553 (1967)  
Electron-Nuclear Double Resonance of  $^{55}\text{Mn}^{2+}$  in  $\text{MgO}$
- 67Fi02 W.Fischer, H.Huhnermann, K.-J.Kollath - Z.Physik 200, 158(1967)  
Polarisationseffekte in der Hyperfeinstruktur von  $^{65}\text{Cu}$  I,  $3d^9 4s^2 m^2 D$
- 67Fi08 J.Fink - Z.Physik 207, 225(1967)  
Mossbauereffektmessungen am 79,5 Kev-Niveau von  $\text{Gd}^{158}$
- 67Fi11 H.Figger, D.Schmitt, S.Penselin - Colloq.Intern.Centre Natl.Rech.Sci., La Structure Hyperfine Magnetique des Atoms et des Molecules, Paris(1966), No.164, p.355(1967)  
Direct Measurement of the Magnetic Dipole Moments of the Nuclei  $\text{Cu}^{63}$ ,  $\text{Cu}^{65}$  and  $\text{Rb}^{87}$  and Determination of the Chemical Shift for Some Cu- and Rb-Compounds
- 67Fr15 A.J.Freeman, R.R.Frankel, Eds. - Hyperfine Interactions, Academic Press, New York (1967)
- 67Ga03 A.A.Galkin, A.D.Prokhorov, G.A.Tsintsadze, V.A.Shapovalov - Dokl.Akad.Nauk SSSR 173, 309(1967); Soviet Phys.Doklady 12, 236(1967)  
Isotopic Hyperfine Structure of the EPR Spectrum of  $\text{Cu}^{2+}$  in  $\text{ZnWO}_4$
- 67Ga08 G.J.Garrett, A.D.Jackson, Jr., O.Ames - Phys.Rev. 161, 1152(1967)  
Decay Scheme, Spin, and Magnetic Moment of 20-min  $\text{K}^{45}$
- 67Gi02 P.Gilad, G.Goldring, R.Herber, R.Kalish - Nucl.Phys. A91, 85 (1967); G.Goldring - Priv.Comm. (April 1972);  
Precision Measurements Following Coulomb Excitation with Oxygen Ions (II). Gyromagnetic Ratios of the  $2^+$  States in Hf, W and Os Isotopes
- 67Gi03 P.Gilad, G.Goldring, R.Herber, R.Kalish - Nucl.Phys. A91, 633 (1967); G.Goldring - Priv.Comm. (April 1972)  
Precision Measurements Following Coulomb Excitation with Oxygen Ions (III). Gyromagnetic Ratios of Rotational States in W Isotopes
- 67Gi04 D.Giglberger, S.Penselin - Z.Physik 199, 244(1967)  
Ground-State Hyperfine Structure and Nuclear Magnetic Moment of Thulium-169
- 67Go11 R.Gonano, E.Hunt, H.Meyer - Phys.Rev. 156, 521(1967)  
Sublattice Magnetization in Yttrium and Lutetium Iron Garnets
- 67Gr08 G.Graff, R.Schonwasser, M.Tonutti - Z.Physik 199, 157(1967)  
Gleichzeitige Messung von Hyperfeinstruktur, Starkeffekt und Zeemaneffekt des  $^{85}\text{Rb}^{19}\text{F}$  mit einer Molekulstrahl-Resonanzapparatur

- 67Gr26 I.J.Gruverman, Ed. - Symp.Mossbauer Effect Methodology, Vol.3, Plenum Press, New York (1967)
- 67Gu08 C.Gunther, D.R.Parsignault - Nucl.Phys. A104, 588 (1967)  
The Nuclear g-Factors of the 5/2-[523] States in  $^{237}\text{Np}$  and  $^{239}\text{Np}$  and the Level Structure of  $^{237}\text{Np}$
- 67Gu10 S.Gustafsson, K.Johansson, E.Karlsson, L.-O.Norlin, A.G.Svensson - Arkiv.Fysik 34, 169 (1967); E.Karlsson - Priv.Comm. (April 1972)  
The Magnetic Moment of the 139 keV Level in  $^{193}\text{Ir}$  and the Magnetic Hyperfine Interaction in an Fe-Ir Alloy
- 67Gu14 A.D.Gulko, S.S.Trostin, A.Hudoklin - Yadern.Fiz. 6, 657 (1967); Soviet J.Nucl.Phys. 6, 477 (1968)  
Radiation Asymmetry and Nuclear Magnetic Resonance of the  $\beta$ -Active Nuclei Produced Upon Capture of Polarized Thermal Neutrons
- 67Ha33 T.Hadeishi, C.-H.Liu - Phys.Rev.Letters 19, 211 (1967); Erratum Phys.Rev.Letters 19, 684 (1967)  
Nuclear Alignment of the  $1S_0$  Ground State of  $^{131}\text{Xe}$  by Electron Pumping and Metastability-Exchange Collisions
- 67Ha40 S.S.Hanna, G.M.Kalvius, G.D.Sprouse - Contrib.Intern.Conf.Nucl.Struct., Tokyo, p.198 (1967)  
Magnetic Moments, Polarizations, and Lifetimes by Recoil Implantation
- 67He02 W.Henning, P.Kienle, J.H.Korner - Z.Physik 199, 207 (1967)  
Mossbauer Effect and Magnetic Moment of the 75.9 keV Level in  $\text{Yb}^{171}$
- 67He04 N.Hershkowitz, J.C.Walker - Phys.Rev. 156, 391 (1967)  
Mossbauer Effect of the Second Excited State of  $\text{Fe}^{57}$
- 67He15 W.Henning, D.Heunemann, W.Weber, P.Kienle, H.J.Korner - Z.Physik 207, 505 (1967)  
Mossbauer Effect and Nuclear Moments of the 75 keV State of  $\text{Dy}^{161}$  and the 81 keV State of  $\text{Dy}^{162}$
- 67He17 K.Heilig, P.Kasten - Naturwissenschaften 54, 338 (1967)  
Hyperfine Structure in the Lutetium (III) Spectrum and Nuclear Magnetic Dipole Moment of  $^{175}\text{Lu}$
- 67Ja11 A.P.Jain, T.E.Cranshaw - Phys.Letters 25A, 421 (1967)  
Anomalous Temperature Dependence of the Hyperfine Fields at Sn in Cobalt
- 67Jo11 K.Johansson, M.C.Joshi, E.Karlsson, A.G.Svensson - Arkiv Fysik 33, 329 (1967)  
The Nuclear g-Factor of the 1301 keV 4+-Level in  $^{144}\text{Nd}$
- 67Jo16 C.E.Johnson - Proc.Phys.Soc. (London) 92, 748 (1967)  
Hyperfine Interactions in Ferrous Fluosilicate
- 67Jo17 K.Johansson, S.Gustafsson, A.G.Svensson - Arkiv Fysik 34, 97 (1967)  
The Nuclear Magnetic Moment of the 3.2 MeV State in  $^{208}\text{Pb}$
- 67Ka16 R.Kalish, L.Grodzins, R.R.Borchers, J.D.Bronson, B.Herskind - Phys.Rev. 161, 1196 (1967); R.R.Borchers - Priv.Comm. (May 1972)  
Magnetic Moments of the First Excited 2+ States in the Even Pt Isotopes
- 67Ka26 B.Kardon, D.Kiss, Z.Perjes, Z.Seres, Z.Zamori - KFKI Kozlem. 15, 63 (1967)  
g-Factor Measurement by the Method of Differential Perturbed Angular Correlation
- 67Ke01 L.Keszthelyi, I.Demeter, I.Dezsi, L.Pocs - Nucl.Phys. A91, 692 (1967)  
The g-Factor of the 633 keV-Level in  $^{188}\text{Os}$
- 67Ke16 F.M.Kelly, E.Tomchuk - Can.J.Phys. 45, 3931 (1967)  
Isotope Shift in the Second Spectrum of Barium
- 67Ku07 J.D.Kurfess, R.P.Scharenberg - Phys.Rev. 161, 1185 (1967); R.P.Scharenberg - Priv.Comm. (April 1972)  
Pulsed-Beam Measurements of the Nuclear g Factors of the 2+ Rotational States in Neodymium-150, Dysprosium-162 and -164, Erbium-166, -168, and -170, and Tungsten-186
- 67La23 R.F.Lacey - Metrologia 3, 70 (1967)  
Thallium Beam Frequency Standards
- 67LeHo C.M.Lederer, J.M.Hollander, I.Perlman - Table of Isotopes, Sixth Edition, John Wiley and Sons, Inc., New York (1967)
- 67Le16 L.A.Levin, B.Budick - Bull.Am.Phys.Soc. 12, No.7, 1045, BF6 (1967)  
Polarization Corrections to the Copper Quadrupole Moment Deduced from hfs
- 67Le22 J.-C.Lehmann - Ann.Phys. (Paris) 2, 345 (1967)  
Etude de l'Orientation Nucleaire par Pompape Optique des Isotopes Impairs Stables du Cadmium
- 67Li12 R.M.Lieder, W.Delang, M.Fleck - Z.Physik 206, 29 (1967)  
Untersuchung von Hyperfeinstrukturwechselwirkungen im 1274 keV-Niveau des  $^{204}\text{Pb}$ -m durch  $\gamma\gamma$ -Winkelkorrelationsmessungen
- 67Lo12 O.V.Lounasmaa - Hyperfine Interactions, A.J.Freeman, R.B.Frankel, Eds., Academic Press, New York, p.467 (1967)  
Nuclear Specific Heats in Metals and Alloys
- 67Lu02 O.Lutz, A.Schwenk - Phys.Letters 24A, 122 (1967)  
The Ratio of the Larmor Frequencies of  $^{41}\text{K}$  and  $^2\text{H}$

- 67Lu06 O.Lutz - Phys.Letters 25A, 440(1967)  
The g-Factors and the Magnetic Moments of Alkali Nuclei and the Shielding of Rb<sup>+</sup> by Water
- 67Lu07 O.Lutz, A.Schwenk, G.Zimmermann - Phys.Letters 25A, 653(1967)  
The Ratio of the Larmor Frequency of <sup>73</sup>Ge Relative to <sup>2</sup>H and <sup>41</sup>K
- 67Lu10 O.Lutz - Z.Naturforsch. 22a, 286 (1967)  
Kernresonanzuntersuchungen an Elektrolytlosungen. I. Der Einfluss von Anionen und von paramagnetischen Kationen auf die Cs<sup>133</sup>-Kernresonanzlinie
- 67Ma09 R.Marrus, E.Wang, J.Yellin - Phys.Rev.Letters 19, 1(1967)  
Measurement of the Hyperfine Structure of Optically Excited States of Radioactive Isotopes
- 67Ma16 B.S.Mathur, S.B.Crampton, D.Kleppner, N.F.Ramsey - Phys.Rev. 158, 14(1967)  
Hyperfine Separation of Tritium
- 67Ma17 J.B.Marion, H.Winkler - Phys.Rev. 156, 1062 (1967); See Also 66Ro09, 61Ry05, 62Ry01  
New Method for Measuring the Ratio of the Proton Magnetic Moment to the Nuclear Magnetron
- 67Ma56 S.A.Marshall - Phys.Rev. 159, 191 (1967)  
Isotopic Shift in the Electron-Spin-Resonance Absorption Spectrum of Gd<sup>3+</sup> in Thorium Oxide
- 67Mi04 W.B.Mims, G.E.Devlin, S.Geschwind, V.Jaccarino - Phys.Letters 24A, 481(1967)  
New Value for the <sup>55</sup>Mn Nuclear Magnetic Moment
- 67Mi17 T.Miyachi, S.Morinobu, H.Ikegami - Contrib.Intern.Conf.Nucl.Struct., Tokyo, p.168 (1967)  
Magnetic Dipole- and Electric Quadrupole-Moments of the Anomalous Coupling 7/2<sup>+</sup> State in <sup>83</sup>Kr
- 67Mu05 J.Murray, T.A.McMath, J.A.Cameron - Can.J.Phys. 45, 1597(1967)  
The g Factor of the 633-keV Level in <sup>188</sup>Os
- 67Mu06 J.Murray, T.A.McMath, W.H.Brooker, J.A.Cameron - Can.J.Phys. 45, 1600(1967)  
The g Factor of the 603-keV Level in <sup>124</sup>Te
- 67Mu09 J.Murray, T.A.McMath, J.A.Cameron - Can.J.Phys. 45, 1813(1967)  
Nuclear g Factor of the First Excited State in <sup>106</sup>Pd and the Internal Field on Palladium in Nickel
- 67Mu10 J.Murray, T.A.McMath, J.A.Cameron - Can.J.Phys. 45, 1821(1967)  
Nuclear g Factors of the First Excited States of <sup>76</sup>Se and <sup>122</sup>Te
- 67Na13 A.Narath - Phys.Rev. 163, 232(1967); Erratum Phys.Rev. 175, 696(1968)  
Nuclear Magnetic Resonance and Relaxation of <sup>197</sup>Au in Gold Metal and <sup>109</sup>Ag in Gold-Silver Alloys
- 67Ni05 A.K.Nigam, R.Bhattacharyya - Proc.Nucl.Phys. And Solid State Phys.Symp., Nucl.Phys., Kanpur, p.435 (1967)  
The Gyromagnetic Ratio of 379 keV Level of <sup>169</sup>Tm
- 67No03 A.J.Nozik, M.Kaplan - Phys.Rev. 159, 273 (1967)  
Significance of the Lattice Contribution to Mossbauer Quadrupole Splitting: Re-Evaluation of the Fe<sup>57m</sup> Nuclear Quadrupole Moment
- 67Of01 S.Ofer, I.Nowik - Nucl.Phys. A93, 689(1967)  
Magnetic and Quadrupole Moments of the 22 keV State of <sup>149</sup>Sm
- 67Ol01 L.Olschewski, E.-W.Otten - Z.Physik 200, 224(1967)  
Bestimmung der Kerndipolmomente von <sup>171</sup>Yb und <sup>173</sup>Yb durch Optisches Pumpen
- 67Pa15 M.Pasternak, S.Bukshpan - Phys.Rev. 163, 297(1967)  
Structural Studies of Some Tellurium Compounds Using the Mossbauer Effect in Te<sup>125</sup> and I<sup>129</sup> Nuclei
- 67Pa16 V.R.Pandharipande, K.G.Prasad, R.P.Sharma - Nucl.Phys. A104, 525(1967)  
Magnetic Moment of the 660 keV State in <sup>117</sup>In
- 67Pa21 D.O.Patterson, L.D.Roberts, P.Huray, J.O.Thomson - Bull.Am.Phys.Soc. 12, No.1, 24, A15 (1967)  
Pressure Dependence of the Hyperfine-Structure Coupling to <sup>197</sup>Au in Ordered Au<sub>2</sub>Mn
- 67Pe09 B.W.Petley, K.Morris - Nature 213, 586(1967)  
New Determination of the Magnetic Moment of the Proton in Terms of the Nuclear Magnetron
- 67Po09 A.R.Poletti, D.B.Fossan - Phys.Rev. 160, 883 (1967)  
Measurement of the Magnetic Moment and Lifetime of the 1.131-MeV Level in <sup>18</sup>F
- 67Pr13 M.H.Prior - Thesis, Univ.California (1967); UCRI-17472  
Nuclear Spin and Hyperfine Structure Measurements on the Radioactive Isotopes <sup>110</sup>In, <sup>121</sup>Sn, and <sup>88</sup>Rb
- 67Pr16 G.C.Pramila, L.Grodzins - Bull.Am.Phys.Soc. 12, No.4, 581, JH10 (1971)  
g Factors of Excited States in Gd<sup>152</sup>, Gd<sup>154</sup>, and Sm<sup>152</sup>
- 67Re06 O.Redl, M.A.Graber - Bull.Am.Phys.Soc. 12, No.4, 474, AH5 (1967)  
Spins of V<sup>4+</sup> and Sc<sup>4+</sup>

- 67Ri06 R.A.Ristinen, A.W.Sunyar - Phys.Rev. 153, 1209(1967)  
Properties of Low-Lying States in Sc<sup>4+</sup>
- 67Ru01 S.L.Ruby, G.M.Kalvius - Phys.Rev. 155, 353(1967)  
Magnetic Hyperfine Interaction in Sb<sup>121</sup> Using the Mossbauer Effect
- 67Ru05 S.L.Ruby, G.M.Kalvius, G.B.Beard, R.E.Snyder - Phys.Rev. 159, 239(1967)  
Interpretation of Mossbauer Measurements in Tin and Antimony
- 67Ru07 S.L.Ruby, C.E.Johnson - Phys.Letters 26A, 60(1967); See Also 67Ru01  
Internal Magnetic Field at an Antimony Impurity in Iron or Nickel
- 67Sa10 V.Saraswati - J.Phys.Soc.Japan 23, 761(1967)  
Quadrupole Interactions in Vanadates
- 67Sc04 S.G.Schmelling, V.J.Ehlers, H.A.Shugart - Phys.Rev. 154, 1142(1967)  
Nuclear Magnetic Moment, Hyperfine Structure, and Hyperfine-Structure  
Anomaly of Ag<sup>110m</sup>
- 67Sc09 H.Schmidt, J.Morgenstern, H.J.Korner, J.Braunsfurth, S.J.Skorka -  
Phys.Letters 24B, 457(1967)  
Excited-State g Factors in <sup>18</sup>F and <sup>22</sup>Na
- 67Sc33 S.G.Schmelling, H.A.Shugart - Bull.Am.Phys.Soc. 12, No.7, 1046, BF10(1967)  
Nuclear Spin, Hyperfine Structure, and Nuclear Magnetic Moment of <sup>163</sup>Tm
- 67Sh14 V.S.Shirley - UCRL-17990(1967); See Also 68Sh22  
Table of Nuclear Moments
- 67Si03 J.J.Simpson, D.Eccleshall, M.J.L.Yates, N.J.Freeman - Nucl.Phys. A94,  
177(1967)  
A Determination of Quadrupole Moments in <sup>114</sup>Cd, <sup>130</sup>Ba, <sup>148</sup>Sm and <sup>150</sup>Sm
- 67Sp04 P.W.Spence, M.N.McDermott - Phys.Letters 24A, 430(1967)  
Optical Orientation of <sup>67</sup>Zn
- 67Sp11 P.W.Spence, M.N.McDermott, D.L.Rump - Bull.Am.Phys.Soc. 12, No.6, 892,  
E8(1967)  
Simultaneous Optical Pumping of Zn<sup>67</sup> and Cd<sup>111</sup>
- 67St01 T.Stovall, D.Vinciguerra, M.Bernheim - Nucl.Phys. A91, 513(1967)  
Study of <sup>27</sup>Al by Elastic Electron Scattering
- 67St03 R.G.Stokstad, I.Hall, G.D.Symons, J.de Boer - Nucl.Phys. A92, 319(1967)  
The Determination of the Static Quadrupole Moments of the First 2+ States in  
<sup>114</sup>Cd and <sup>116</sup>Cd by Higher Order Effects in Coulomb Excitation
- 67St16 R.G.Stokstad, I.Hall - Nucl.Phys. A99, 507(1967)  
The Determination of the Static Quadrupole Moments of the First 2+ States in  
<sup>126</sup>Te and <sup>128</sup>Te by Coulomb Excitation
- 67St17 R.S.Stevens, Jr., J.S.Eck, E.T.Ritter, Y.K.Lee, J.C.Walker - Phys.Rev. 158,  
1118(1967)  
New Mossbauer Levels in the Rare Earths Following Coulomb Excitation
- 67St22 G.M.Stinson, N.P.Archer, J.C.Waddington, R.G.Summers-Gill - Can.J.Phys. 45,  
3393(1967)  
The Spin and Magnetic Moment of Cesium-138
- 67St27 S.Stein - Thesis, Univ.California (1967); UCRL-17969 (1967)  
Hyperfine Structure of Dy<sup>165</sup> and Spin of Er<sup>163</sup>
- 67St29 R.M.Sternheimer - Phys.Rev. 164, 10(1967)  
Quadrupole Shielding and Antishielding Factors for Atomic States
- 67St35 N.J.Stone - Quoted by 68Ba70
- 67Su03 K.Sugimoto, N.Nakai, K.Matuda, T.Minamisono - Phys.Letters 25B, 130(1967)  
Nuclear Magnetic Resonance of 20-ms <sup>12B</sup>
- 67Su06 K.Sugibuchi - Phys.Rev. 153, 404(1967)  
Photosensitive Electron Spin Resonance of Sn<sup>3+</sup> in Zinc Sulfide
- 67Su09 K.Sugimoto, K.Nakai, K.Matuda, T.Minamisono -  
Contrib.Intern.Conf.Nucl.Struct., Tokyo, p.196 (1967); Oral Report  
Magnetic Moment of <sup>12B</sup>
- 67Sv01 A.G.Svensson, R.W.Sommerfeldt, L.-O.Norlin, P.N.Tandon - Nucl.Phys. A95,  
653(1967)  
Nuclear Magnetic Moments of the First and the Second Excited States in <sup>127</sup>I
- 67Ta07 P.N.Tandon, H.G.Devare - Nucl.Phys. A102, 203(1967)  
Measurement of the g-Factors of Two Levels of <sup>131</sup>I
- 67Te01 J.E.Templeton, D.A.Shirley - Phys.Rev.Letters 18, 240(1967)  
Resonant Destruction of Nuclear Orientation in Ferromagnets
- 67Tr12 W.Traub, F.L.Roesler, M.M.Robertson, V.W.Cohen - J.Opt.Soc.Am. 57,  
1452(1967)  
Spectroscopic Measurement of the Nuclear Spin and Magnetic Moment of <sup>39</sup>Ar
- 67Tz01 A.Tzalmona - Phys.Lett. 26A, 65 (1967)  
Nuclear Acoustic Quadrupole Resonance in CsI and RbI
- 67U101 J.F.Ullrich, D.H.Vincent - Phys.Letters 25A, 731(1967)  
<sup>125</sup>Te Mossbauer Effect Study of Magnetic Hyperfine Structure in the  
Ferromagnetic Spinel CuCr<sub>2</sub>Te<sub>4</sub>
- 67Va16 P.A.Vanden Bout, V.J.Ehlers, W.A.Nierenberg, H.A.Shugart - Phys.Rev. 158,  
1078(1967)  
Hyperfine-Structure Separations, Nuclear Magnetic Moments, and  
Hyperfine-Structure Anomalies of Gold-198 and Gold-199

- 67Wa12 F.Wagner, J.Klockner, H.J.Korner, H.Schaller, P.Kienle - Phys.Letters 25B, 253 (1967)  
Isomer Shift and Quadrupole Splitting in  $^{191}\text{Ir}$  and  $^{193}\text{Ir}$
- 67Wa16 R.E.Walstedt, J.H.Wernick, V.Jaccarino - Phys.Rev. 162, 301 (1967)  
New Determination of the Nuclear Gyromagnetic Ratio  $\gamma$  of  $\text{Co}^{59}$
- 67Wa20 F.Wagner, G.Kaindl, P.Kienle, H.J.Korner - Z.Physik 207, 500 (1967)  
Nuclear g-Factors of the First Excited States in  $\text{Ir}^{191}$  and  $\text{Ir}^{193}$
- 67Wi07 F.Wittmann - Phys.Letters 24A, 252 (1967)  
Quadrupolaufspaltung in Kalziumaluminatferriten
- 67Wo01 E.F.Worden, E.K.Hulet, R.Lougheed, J.G.Conway - J.Opt.Soc.Am. 57, 550 (1967)  
Nuclear Spin of  $^{249}\text{Bk}$  from the Hyperfine Structure in its Emission Spectrum
- 67Wo04 G.A.Woonton, G.L.Dyer - Can.J.Phys. 45, 2265 (1967)  
On the Hyperfine Structure of Trivalent Chromium in a Cubic Environment
- 67Wo06 P.J.Wolfe, R.P.Scharenberg - Phys.Rev. 160, 866 (1967); R.P.Scharenberg - Priv.Comm. (April 1972)  
Nuclear g Factors of the First Excited  $2+$  States in Samarium-152 and -154 and Gadolinium-156, -158, and -160
- 68Ac01 F.Ackermann, E.W.Otten, G.zu Putlitz, A.Schenck, S.Ullrich - Phys.Letters 26B, 367 (1968)  
Nuclear Quadrupole Moments of the Neutron Deficient Isotopes  $^{131}\text{Cs}$  and  $^{132}\text{Cs}$
- 68An05 H.R.Andrews, T.F.Knott, B.Greenebaum, F.M.Pipkin - Phys.Rev. 169, 978 (1968)  
Nuclear Orientation of  $^{125}\text{Sb}$
- 68Ar01 J.O.Artman, A.H.Muir, Jr., H.Wiedersich - Bull.Am.Phys.Soc. 13, No.1, 46, BK14 (1968)  
Determination of the Nuclear Quadrupole Moment of  $\text{Fe}^{57m}$  from  $\alpha\text{-Fe}_2\text{O}_3$  Data
- 68Ba44 A.Bamberger, P.G.Bizzeti, B.Povh - Phys.Rev.Letters 21, 1599 (1968)  
Reorientation Measurement in  $\text{Mg}^{24}$
- 68Ba70 J.A.Barclay, W.D.Brewer, E.Matthias, D.A.Shirley - Proc.Intern.Conf.Hyperfine Struct.Nucl.Radiations, Asilomar, Pacific Grove, Calif. (1967), E.Matthias, D.A.Shirley, Eds., North-Holland Publ.Co., Amsterdam, p.902 (1968)  
Magnetic Hyperfine Field, Nuclear g-Factor, and Spin-Lattice Relaxation for  $^{125}\text{Sb}$  in Iron from Nuclear Orientation-NMR
- 68Be04 I.Ben-Zvi, P.Gilad, G.Goldring, P.Hillman, A.Schwarzschild, Z.Vager - Nucl.Phys. A109, 201 (1968); G.Goldring - Priv.Comm. (April 1972)  
Precession Measurements Following Coulomb Excitation with Oxygen Ions (V). Hf Ions Recoiling into Liquid Gallium
- 68Be42 I.Ben Zvi, P.Gilad, M.Goldberg, G.Goldring, A.Schwarzschild, A.Sprinzak, Z.Vager - Nucl.Phys. A121, 592 (1968); G.Goldring - Priv.Comm. (April 1972)  
Precession Measurements Following Coulomb Excitation with Oxygen Ions (VI). Hyperfine Interactions of Nuclei in Highly Ionized Atoms
- 68Be51 I.Ben Zvi, P.Gilad, M.Goldberg, G.Goldring, A.Sprinzak, Z.Vager - Nucl.Phys. A122, 73 (1968); G.Goldring - Priv.Comm. (April 1972)  
Precession Measurements Following Coulomb Excitation with Oxygen Ions. (VII) Precession Measurements on Nuclei Recoiling into Gas and the Gyro-Magnetic Ratio of the First Excited  $2+$  State in  $^{150}\text{Nd}$
- 68Be60 W.Becker, W.Fischer, H.Huhnermann - Z.Physik 216, 142 (1968)  
Die Hyperfeinstruktur der Ba II-Resonanzlinien und die Quadrupolmomente der Ungeraden Bariumisotope
- 68Be61 R.Beraud, I.Berkes, J.Daniere, M.Levy, G.Marest, R.Rougnny, H.Bernas, D.Spanjaard - Proc.Intern.Conf.Hyperfine Struct.Nucl.Radiations, Asilomar, Pacific Grove, Calif. (1967), E.Matthias, D.A.Shirley, Eds., North-Holland Publ.Co., Amsterdam, p.199 (1968)  
The g-Factor of the First Excited State of  $^{196}\text{Pt}$
- 68Bh02 S.K.Bhattacharjee, J.D.Bowmann, E.N.Kaufmann - Phys.Letters 26B, 583 (1968); Y.K.Agarwal - Priv.Comm. (April 1972)  
Magnetic Moment of a Two-Quasiparticle State in  $^{182}\text{W}$
- 68Bl04 J.Bleck, D.W.Haag, W.Leitz, W.Ribbe - Phys.Letters 26B, 134 (1968)  
Half-Life and g-Factor Measurement of an Excited State in  $^{79}\text{Kr}$
- 68Bl07 H.Blumberg, R.Persson, M.Bent - Phys.Rev. 170, 1076 (1968)  
Nuclear Spins and Moments of the 86.5- and 105.3-keV States in  $\text{Gd}^{155}$
- 68Bo15 J.D.Bowman, E.N.Kaufmann, S.K.Bhattacharjee, M.Levanoni - Phys.Rev.Letters 20, 1176 (1968)  
Measurement of the g Factor of the Second Excited,  $I\pi = 2+$ , Two Phonon Vibrational State in  $\text{Pd}^{106}$
- 68Bo41 E.Bozek, A.Z.Hyrnkiewicz, G.Zapalski, R.Kulesa, W.Walus - Nucl.Instr.Methods 58, 325 (1968)  
Application of the Sum-Coincidence Method for g-Factor Measurements of Short-Lived Excited Nuclear States

- 68Bo47 E.Bozek, R.Broda, J.Golczewski, A.Z.Hrynkiewicz, R.Kulesa,  
H.Niewodniczanski, M.Rybicka, W.Walus - Nucl.Phys. A122, 184 (1968)  
Level Scheme of  $^{147}\text{Sm}$  and g-Factors of its Two Lowest Excited States
- 68Br12 D.Brinkmann - Helv.Phys.Acta 41, 367 (1968)  
Verschiebung des Lokalen Magnetischen Feldes in der Kernresonanz von  
Edelgasen
- 68Br15 W.H.Brooker, T.A.McMath, J.Murray, J.A.Cameron - Can.J.Phys. 46, 1523 (1968)  
Perturbed Angular Correlations in  $^{177}\text{Hf}$
- 68Br16 D.Brinkman - Phys.Letters 27A, 466 (1968)  
The Nuclear Magnetic Moments of  $^{83}\text{Kr}$  and  $^{39}\text{K}$
- 68Bu04 B.Budick - Phys.Rev. 168, 89 (1968)  
Lifetime and Hyperfine Structure of the First Excited  $^3F_1$  State of Palladium
- 68Bu06 H.Bucka, G.zu Putlitz, R.Rabold - Z.Physik 213, 101 (1968)  
Hyperfeinstrukturaufspaltung und Lebensdauer des  $7\ ^2P_{3/2}$ -Terms von  $\text{Rb}^{85}$  und  
 $\text{Rb}^{87}$
- 68Bu07 J.W.Burton, L.D.Roberts, J.O.Thomson - Bull.Am.Phys.Soc. 13, No.2, 250, FD15  
(1968)  
Determination of the Hyperfine Structure Coupling and Isomer Shift for  $^{197}\text{Au}$   
in Au, Au-Ni, and Au-Cu-Ni by the Mossbauer Transmission Integral
- 68Bu16 B.Budick, L.A.Levin - Phys. Rev. 165, 141 (1968)  
Polarization Corrections for Shielding and Antishielding Configurations of  
the Copper Atom
- 68Ca03 L.E.Campbell, G.J.Perlow - Nucl.Phys. A109, 59 (1968)  
Magnetic Moment of the First Excited State in  $^{133}\text{Cs}$  by the Mossbauer Effect
- 68Ca10 B.R.Casserberg - Priv.Comm. (1968)
- 68Ca14 B.R.Casserberg - Priv.Comm. (1968)
- 68Ca25 B.R.Casserberg - Thesis, Princeton Univ. (1968); PUC-937-321 (1968)  
The Spins and Moments of  $\text{In}^{110}$  and  $\text{In}^{112}$
- 68Ca26 J.A.Cameron, T.A.McMath, M.B.Byrnes, D.B.Kenyon - Phys.Can. 24, No.3, 18  
(1968)  
Perturbed Angular Correlations in  $^{160}\text{Dy}$
- 68Ch09 W.J.Childs, L.S.Goodman - Phys.Rev. 170, 50 (1968); Priv.Comm. (1968)  
Hyperfine Structure of Seven Low Atomic Levels in  $\text{Co}^{59}$ , and the Nuclear  
Electric-Quadrupole Moment
- 68Ch10 W.J.Childs, L.S.Goodman - Phys.Rev. 170, 136 (1968)  
Hyperfine-Structure Studies of  $\text{Ni}^{61}$ , and the Nuclear Ground-State Electric  
Quadrupole Moment
- 68Ch16 Y.W.Chan, W.J.Childs, L.S.Goodman - Phys.Rev. 173, 107 (1968)  
Magnetic Hyperfine Interaction Constants and Electronic g Factors for Eight  
Atomic States in  $\text{Rh}^{103}$
- 68Ch18 Y.W.Chan, V.W.Cohen, H.B.Silsbee - Bull.Am.Phys.Soc. 13, No.6, 895,  
CE14 (1968); Priv.Comm. (1968)  
Nuclear Spin of  $\text{Pt}^{195}$  (20h)
- 68Ch38 A.Y.J.Chong, M.H.Prior, H.A.Shugart - Bull.Am.Phys.Soc. 13, No.12, 1650, BE3  
(1968)  
Nuclear Spin of (40-min)  $^{123m}\text{Sn}$
- 68Co15 R.L.Cohen - Phys.Rev. 169, 432 (1968)  
Analysis of Mossbauer Hyperfine Structure in Thulium Metal below the Neel  
Temperature
- 68Co17 R.L.Cohen - Phys.Rev. 171, 343 (1968)  
Hyperfine Structure of  $\text{Au}^{197}$  in Fe Measured with the Mossbauer Effect
- 68Co18 V.W.Cohen - Priv.Comm. (1968)
- 68Co21 G.Copley, B.P.Kibble, G.W.Series - J.Phys., B(London) 1, 724 (1968)  
A Method of Improved Resolution of Level-Crossing Curves: Application to the  
Hyperfine Structure of the Level  $3\ ^2P_{3/2}$  in Atomic Sodium
- 68Cr10 G.Crecelius, D.Quitmann - Proc.Intern.Conf.Hyperfine Struct.Nucl.Radiations,  
Asilomar, Pacific Grove, Calif. (1967), E.Matthias, D.A.Shirley, Eds.,  
North-Holland Publ.Co., Amsterdam, p. 172 (1968)  
Nuclear Moments of the 75-keV State in  $^{161}\text{Dy}$
- 68Da19 A.V.Davydov, G.R.Kartashov, Y.V.Khrudev - Yadern.Fiz. 7, 735 (1968); Soviet  
J.Nucl.Phys. 7, 447 (1968)  
Resonant Scattering of 129-keV Gamma Rays of  $\text{Ir}^{191}$
- 68De28 B.I.Deutch, G.B.Hagemann, K.A.Hagemann, S.Ogaza - Proc.Intern.Conf.Hyperfine  
Struct.Nucl.Radiations, Asilomar, Pacific Grove, Calif. (1967),  
E.Matthias, D.A.Shirley, Eds., North-Holland Publ.Co., Amsterdam, p.731  
(1968)  
Larmor Precession for the  $4^+$  States in Some Erbium Isotopes
- 68De34 J.de Boer, J.Eichler - Advan.Nucl.Phys. 1, 1 (1968)  
The Reorientation Effect
- 68Do07 D.A.Dobson, S.R.Brown - Bull.Am.Phys.Soc. 13, No.2, 173, CD3 (1968)  
Nuclear Magnetic Moment of  $\text{Ne}^{23}$



- 68Dr06 R.L.Driscoll, P.T.Olson - NBS Rept.to Com.Consult.d'Electricite, Com.Int.Poids et Mesures, 12th Sess. (October 1968)  
Measurement of  $\gamma'$  (p) at the National Bureau of Standards
- 68Du02 B.D.Dunlap, G.M.Kalvius, S.L.Ruby, M.B.Brodsky, D.Cohen - Phys.Rev. 171, 316 (1968)  
Isomer Shift and Hyperfine Splittings of the 59.6-keV Mossbauer Resonance in  $^{237}\text{Np}$
- 68Du05 T.H.Duong, R.Marrus, J.Yellin - Phys.Letters 27B, 565 (1968)  
Atomic Beam Study of the Rubidium 85, 87 Relative Isotope Shift
- 68Ea02 H.K.Eastwood, R.G.Summers-Gill - Can.J.Phys. 46, 230(1968)  
The Nuclear Spin of Samarium-155
- 68Ea04 W.C.Easley, J.A.Barclay, D.A.Shirley - Phys.Rev. 170, 1083(1968)  
Nuclear Moments of  $\text{Tb}^{157}$ ,  $\text{Tb}^{158}$ , and  $\text{Tb}^{160}$  by Electron Paramagnetic Resonance and Nuclear Alignment
- 68Ed01 N.Edelstein, W.Easley - J.Chem.Phys. 48, 2110 (1968)  
Zero-Field Splittings of  $\text{Am}^{2+}$  and  $\text{Cm}^{3+}$  in Cubic Symmetry Sites in  $\text{CaF}_2$
- 68Eh01 V.J.Ehlers, T.R.Fowler, H.A.Shugart - Phys.Rev. 167, 1062(1968)  
Nuclear Magnetic Moment of  $^{85}\text{Rb}$ : Resolving a Discrepancy
- 68Eh02 V.J.Ehlers, Y.Kabasakal, H.A.Shugart, O.Tezer - Phys.Rev. 176, 25(1968)  
Hyperfine Structure of  $^{67}\text{Ga}$  and  $^{72}\text{Ga}$
- 68Ei04 G.Eisele, I.Koniordos, G.Muller, R.Winkler - Phys. Letters 28B, 256 (1968)  
Kern-Quadrupolmoment des Isotops  $^{209}\text{Bi}$
- 68Ek01 C.Ekstrom, I.Lindgren, H.Nygqvist, A.Rosen, K.E.Adelroth - Phys.Letters 26B, 146(1968); Erratum Phys.Letters 26B, 387(1968)  
Nuclear Spins of  $^{169}\text{Lu}$ ,  $^{170}\text{Lu}$ ,  $^{171}\text{Lu}$ ,  $^{165}\text{Tm}$  and  $^{160}\text{Er}$
- 68Ep01 B.W.Epperlein, O.Lutz - Z.Naturforsch. 23a, 1413(1968)  
 $^{27}\text{Al}$  Nuclear Magnetic Resonance Studies in Solutions of Light and Heavy Water and the Ratio of the Larmor-Frequencies of  $^{27}\text{Al}$  and  $^2\text{H}$
- 68Fe01 D.Feiertag, G.zu Putlitz - Z.Physik 208, 447 (1968)  
Zur Rumpfpolarisation des Rb-Atoms: Hyperfeinstruktur des  $7^2\text{P}_{1/2}$ -Terms von  $\text{Rb}^{85}$
- 68Fe05 F.D.Felock, W.R.Johnson - Phys.Rev.Letters 21, 785(1968)  
Relativistic Evaluation of Internal Diamagnetic Fields for Atoms and Ions
- 68Fo02 D.B.Fossan, A.R.Poletti - Phys.Rev. 168, 1228(1968)  
Magnetic Moment and Core Excitation of the  $d_{3/2}$  Hole State in  $\text{Sc}^{4+}$
- 68Fo10 T.R.Fowler - Thesis, Univ.California (1968); UCRL-18331 (1968)  
Precision Atomic-Beam Studies of the Zeeman Effect in Thallium and Gallium (Electronic and Nuclear Magnetic Moments)
- 68Fr06 R.B.Frankel, J.J.Huntzicker, D.A.Shirley, N.J.Stone - Phys.Letters 26A, 452 (1968)  
Magnetic Hyperfine Structure in  $^{125}\text{Te}$
- 68Fr17 F.W.Freeman - Thesis, Univ.Tennessee (1968); Nucl.Sci.Abstr. 23, 4594, Abstr. 44925 (1969)  
The Determination of the Nuclear g Factor of the First Excited State of  $^{102}\text{Ru}$  Using Internal Magnetic Fields
- 68Ga08 G.J.Garrett - Priv.Comm. (1968)
- 68Ga28 G.J.Garrett - Thesis, Princeton Univ. (1968); Diss.Abstr. 29B, 313 (1968)  
The Spins and Magnetic Dipole Moments of  $^{45}\text{K}$  and  $^{120}\text{Sb}$
- 68Ge08 E.Gerdau, W.Sell, K.Auerbach, J.Braunsfurth - Proc.Intern.Conf.Hyperfine Struct.Nucl.Radiations, Asilomar, Pacific Grove, Calif. (1967), E.Matthias, D.A.Shirley, Eds., North-Holland Publ.Co., Amsterdam, p.183 (1968)  
The g-Factor of the 496-keV Level in  $^{183}\text{Re}$
- 68Ge09 E.Gerdau, P.Steiner, D.Steenken - Proc.Intern.Conf.Hyperfine Struct.Nucl.Radiations, Asilomar, Pacific Grove, Calif. (1967), E.Matthias, D.A.Shirley, Eds., North-Holland Publ.Co., Amsterdam, p.261 (1968)
- 68Gr01 Mossbauer Experiments with the 93.2-keV Transition in  $^{178}\text{Hf}$   
B.Greenebaum, A.D.Jackson, Jr., R.A.Naumann - Nucl.Phys. A106, 193 (1968)  
Measurement of a Spin 2 State in  $^{102}\text{Ag}$  and the Decay of  $^{102}\text{Ag}$
- 68Gr03 B.Greiner, H.Arenhovel - Nucl.Phys. A107, 225 (1968)  
Corrections to the Reorientation Effect of Coulomb Excitation in Deformed Doubly Even Nuclei
- 68Gr31 L.Grodzins - Ann.Rev.Nucl.Sci. 18, 291 (1968)  
Magnetic Dipole Moments of Excited Nuclear States
- 68Gu02 G.Guthohrlein - Z.Physik 214, 332(1968)  
Bestimmung der Kernquadrupolmomente der beiden stabilen Europiumisotope aus dem Eu II-Spektrum
- 68Ha01 G.S.Hayne, C.W.White, W.M.Hughes, H.G.Robinson - Bull.Am.Phys.Soc. 13, No.1, 20, AF4 (1968)  
Determination of  $g_I/g_J$  of  $\text{Cs}^{133}$  and  $g_J(\text{Cs}^{133})/g_J(\text{Rb}^{87})$  for Free Cs and Rb Atoms

- 68Ha24 G.S.Hayne, E.S.Ensberg, H.G.Robinson - Phys.Rev. 171, 20(1968)  
Measurement of g(J) Ratios for Rb<sup>85</sup>, Rb<sup>87</sup>, Hydrogen, and Deuterium, and of the Hyperfine Separation of Deuterium
- 68Ha25 R.A.Haberstroh, T.I.Moran, S.Penselin - Priv.Comm. (1968)
- 68Ha43 H.Hartmann, W.Strehlow, H.Haas - Z.Naturforsch. 23a, 2029(1968)  
<sup>133</sup>Cs-Kernresonanz in Cs<sub>2</sub>MX<sub>4</sub>-Kristallen
- 68Ha49 K.Hara, H.Nakamura, T.Sakai, N.Koizumi - ETL Rept.to  
Com.Consult.d'Electricite, Com.Int.Poids et Mesures, 12th Sess. (October 1968)  
γ(p) Determination at the FTL in 1968 Supplement to 1965 Report
- 68He07 G.Heinzelmann, U.Knohl, G.zu Putlitz - Z.Physik 211, 20 (1968)  
Elektrisches Kernquadrupolmoment von Cesium 134
- 68Hi04 G.Himmel - Z.Physik 211, 68(1968)  
Das Kernquadrupolelement des Os<sup>189</sup>
- 68Ja05 A.D.Jackson, Jr., E.H.Rogers, Jr., G.J.Garrett - Phys.Rev. 175, 65(1968)  
Spins and Nuclear Moments of Sb<sup>115</sup>, Sb<sup>117</sup>, Sb<sup>118</sup>, Sb<sup>119</sup> and Sb<sup>120</sup>
- 68Jo17 K.Johansson, L.-O.Norlin, G.Carlsson - Arkiv Fysik 37, 445 (1968)  
The g-Factor of the First Excited State in <sup>106</sup>Pd
- 68Jo19 J.O.Jonsson, M.Olsmats, L.Sanner, B.Wannberg - Arkiv Fysik 37, 317 (1968)  
Atomic Beam Measurements at Uppsala and Gothenburg
- 68Ka14 E.N.Kaufmann, J.D.Bowman, S.K.Bhattacharjee - Nucl.Phys. A119, 417 (1968)  
Properties of the K = 1/2 Ground State Rotational Bands in <sup>169</sup>Tm and <sup>171</sup>Tm
- 68Ke09 L.Keszthelyi, I.Demeter, Z.Szokefalvi-Nagy, L.Varga, Z.Zamori - Nucl.Phys. A120, 540 (1968)  
The g-Factor of the 320 keV State of <sup>51</sup>V Measured by Coulomb Excitation in Fe-V Alloy
- 68Ke17 L.Keszthelyi, I.Demeter, I.Dezsi, L.Varga - Proc.Intern.Conf.Hyperfine Struct.Nucl.Radiations, Asilomar, Pacific Grove, Calif. (1967),  
E.Matthias, D.A.Shirley, Eds., North-Holland Publ.Co., Amsterdam, p.155 (1968)  
g-Factor of the 656 keV State in <sup>110</sup>Cd
- 68Kh01 B.Khurgin, S.Ofer, M.Rakavy - Nucl.Phys. A110, 577(1968)  
Mossbauer Effect Studies of the 74.5 keV Level of <sup>161</sup>Dy
- 68K102 E.Klein - Z.Physik 208, 28(1968)  
Eine Präzisionsmessung des Verhältnisses der Spinresonanzfrequenz von Protonen Zur Zyklotronfrequenz Freier Elektronen im Gleichen Magnetfeld
- 68Kn01 U.Knohl, G.Zu Putlitz, A.Schenck - Z.Physik 208, 364 (1968)  
Hyperfeinstruktur des 8 <sup>2</sup>P<sub>3/2</sub>-Terms von Cesium 134
- 68Kn02 T.F.Knott, H.R.Andrews, B.Greenebaum, F.M.Pipkin - Phys.Rev. 170, 1051(1968)  
Nuclear Orientation of <sup>124</sup>Sb
- 68Le08 M.Leduc, J.Brossel - Compt.Rend. 266B, 12(1968)  
Mesure du Rapport des Moments Magnetiques Nucleaires des Isotopes 111 et 109 du Cadmium
- 68Li02 R.M.Lieder, M.Fleck, K.Killig, M.Forker, K.-H.Speidel, E.Bodenstedt - Nucl.Phys. A106, 389 (1968)  
The g-Factor of the 184 keV State of <sup>67</sup>Zn
- 68Lo05 W.Low, A.Rosenthal - Phys.Letters 26A, 143(1968)  
ESR and Optical Spectrum of Ti<sup>3+</sup> in CaF<sub>2</sub>
- 68Lo06 J.C.Love, G.Czjzek, F.E.Obenshain - Bull.Am.Phys.Soc. 13, No.2, 250, FD14 (1968)  
Hyperfine Interaction of <sup>61</sup>Ni Measured by the Mossbauer Effect
- 68Lo07 J.C.Love, F.E.Obenshain - Bull.Am.Phys.Soc. 13, No.4, 667, GL7 (1968); See also 68Lo06  
Mossbauer Investigations of Nickel Alloys
- 68Lu07 O.Lutz - Z.Naturforsch. 23a, 1202(1968)  
Untersuchungen über die Magnetische Kernresonanz von Alkalikernen in Wassriger Lösung
- 68Lu08 A.Lurio - Priv.Comm. (1968)
- 68Ma22 T.J.Manakkil - Bull.Am.Phys.Soc. 13, No.4, 619, DL3 (1968)  
Electron Spin Resonance of Copper-Doped Magnesium Acetate Tetrahydrate
- 68Ma23 N.J.Martin, P.G.H.Sandars, G.K.Woodgate - Proc.Roy.Soc.(London) 305A, 139(1968)  
The Hyperfine Structure Stark Effect. II. The Ground Levels of Samarium, Europium and Aluminium
- 68Ma42 V.I.Matvienko, A.V.Kogan, K.A.Petrzhak - Yadern.Fiz. 7, 473(1968); Soviet J.Nucl.Phys. 7, 297(1968)  
Investigation of Angular Distribution of α Particles of Aligned U<sup>233</sup> Nuclei at Infralow Temperature
- 68Ma48 S.A.Marshall, R.A.Serway - Phys.Rev. 171, 345 (1968)  
Electron-Spin-Resonance Absorption Spectrum of Trivalent Gadolinium in Single-Crystal Calcite

- 68Ma49 A.Marelius, P.Sparrman, T.Sundstrom - Proc.Intern.Conf.Hyperfine Interactions Detected by Nucl.Radiation, Asilomar, Pacific Grove, Calif. (1967), E.Matthias, D.A.Shirley, Eds., North-Holland Publishing Co., p.1043 (1968)  
Table of Nuclear Lifetimes
- 68Ma56 E.Matthias, D.A.Shirley, Eds. - Proc.Intern.Conf.Hyperfine Struct.Nucl.Radiations, Asilomar, Pacific Grove, Calif. (1967), North-Holland Publ.Co., Amsterdam (1968)
- 68Ma57 S.Martensson, L.Stigmark - Arkiv Fysik 37, 366 (1968)  
Precision Frequency Measurements of the 0-0 Transition in Optically Pumped Sodium
- 68Mc20 M.N.McDermott, P.W.Spence, R.L.Chaney - Abstracts, Contrib.Intern.Conf.At.Phys., New York, V.W.Cohen, G.zu Putnitz, Eds., p.82 (1968)  
Hyperfine Structure Anomalies in the Cadmium Isotopes
- 68Mo12 J.Morgenstern, J.W.Schmidt, G.Flugge, H.Schmidt - Phys.Letters 27B, 370 (1968)  
The g Factor of the 175 keV State in  $^{71}\text{Ge}$  and Hyperfine Fields of  $^{71}\text{Ge}$  in Fe and Ni
- 68Mu01 E.Munck - Z.Physik 208, 184 (1968)  
Messung der Magnetischen Momente der Tiefsten 2-zustände für Einige Dy-, Er- und Yb-Isotope
- 68Mu02 J.Murray, T.A.McMath, J.A.Cameron - Can.J.Phys. 46, 75 (1968)  
The Nuclear g Factor of the 356-keV Level in  $^{196}\text{Pt}$  and the Internal Field on Mercury in Iron
- 68Mu04 A.R.Mufti, J.A.Cameron, J.C.Waddington, R.G.Summers-Gill - Can.J.Phys. 46, 177 (1968)  
The Nuclear Magnetic Moment of Indium-117m
- 68Na01 A.Narath - Phys.Rev. 165, 506 (1968); Erratum Phys.Rev. 175, 696 (1968)  
Magnetic Dipole Moments of  $^{191}\text{Ir}$  and  $^{193}\text{Ir}$
- 68Na12 A.Narath, D.C.Barham - Phys. Rev. 176, 479 (1968)  
Nuclear Magnetic Resonance in the Metal  $\text{ReO}_3$ :  $^{185}\text{Re}$  and  $^{187}\text{Re}$  Knight Shifts and Spin Relaxation Rates
- 68Ne05 J.Ney, R.Repnow, H.Bucka, S.Svanberg - Z.Physik 213, 192 (1968)  
Untersuchung des  $4p\ ^2P_{3/2}$ -Termes des K I-Spektrums durch Resonanzstreuung von Licht zur Bestimmung des Kernquadrupolmoments von  $\text{K}^{40}$
- 68No05 A.J.Nozik, M.Kaplan, A.I.Weiss - Bull.Am.Phys.Soc. 13, No.6, 894, CE10 (1968)  
Mossbauer Resonance Determination of the Nuclear Quadrupole Moment of the 21.7-keV State of  $\text{Eu}^{151}$
- 68O103 J.R.Oleson, J.C.Walker - Bull.Am.Phys.Soc. 13, No.4, 691, HL9 (1968)  
Mossbauer Effect Following Coulomb Excitation of  $\text{Dy}^{164}$  in  $\text{Dy}^{164}\text{Sb}$
- 68Op01 G.V.Oppen - Z.Physik 213, 254 (1968)  
Level-Crossing-Experiment am  $6s6p\ ^3P_1$ -Term in Ba I-Spektrum
- 68Pa07 H.G.Palmer, F.R.Petersen, R.C.Mockler - Bull.Am.Phys.Soc. 13, No.6, 892, CD9 (1968)  
Quadratic Stark Shift in the Hyperfine Structure of  $\text{Tl}^{203}$
- 68Pe05 E.Persson, H.Blumberg, M.Bent - Phys.Letters 27A, 189 (1968)  
Induced Magnetic Fields at Gd Nuclei in  $\text{GdFe}_2$  and Gd
- 68Pe06 B.Persson, H.Blumberg, D.Agresti - Phys.Rev. 170, 1066 (1968)  
Magnetic Moments and Quadrupole-Moment Ratios of the First Excited States in  $^{182}, ^{184}, ^{186}\text{W}$
- 68Pe18 F.R.Petersen, H.G.Palmer, J.H.Shirley - Bull. Am.Phys.Soc. 13, No.12, 1674, EC6 (1968)  
Stark Effect in the  $6^2P_{3/2}$  State of  $\text{Tl}^{203}$  and  $\text{Tl}^{205}$
- 68Pf03 L.Pfeiffer, J.C.Wells, Jr., L.Madansky - Proc.Intern.Conf.Hyperfine Struct.Nucl.Radiations, Asilomar, Pacific Grove, Calif. (1967), E.Matthias, D.A.Shirley, Eds., North-Holland Publ.Co., Amsterdam, p.871 (1968)  
Measurement of the Magnetic Moment of  $^{12}\text{B}$  by Nuclear Spin Precession About a Weak Field
- 68Ph01 E.A.Phillips, A.D.Jackson, Jr. - Phys.Rev. 169, 917 (1968)  
Nuclear-Magnetic Moments of  $\text{Cu}^{60}$  and  $\text{Cu}^{62}$ : hfs Experiment and Configuration-Mixing Calculation
- 68Ph02 E.A.Phillips - Priv.Comm. (1968)
- 68Pi01 W.L.Pillinger, J.A.Stone - Bull.Am.Phys.Soc. 13, No.1, 28, AK1 (1968)  
Mossbauer Effect in  $\alpha$ -Neptunium Metal
- 68Pr08 H.Prange - Z.Physik 212, 415 (1968)  
Mossbauereffekt in  $^{157}\text{Gd}$  und  $^{155}\text{Gd}$
- 68Ra03 A.T.Ramsey, S.Stein - Phys.Rev. 165, 1360 (1968)  
Ground-State Hyperfine Structure of  $^{165}\text{Dy}$

- 68Re05 B.Reuse, H.Schneider - Z.Naturforsch. 23a, 786(1968)  
Differentielle Messung der Gestorten  $\gamma\gamma$ -Winkelkorrelation am 81 keV Niveau des Cs<sup>133</sup>
- 68Re06 R.W.Reynolds, M.M.Abraham, L.A.Boatner - Bull.Am.Phys.Soc. 13, No.1, 72, EI5 (1968)  
ESR Spectra of Er<sup>3+</sup> and Yb<sup>3+</sup> in Single Crystals of SrCl<sub>2</sub>
- 68Ro08 R.G.H.Robertson - Priv.Comm. (1968)
- 68Ro16 R.G.H.Robertson, J.C.Waddington, R.G.Summers-Gill - Can.J.Phys. 46, 2499 (1968)  
Hyperfine Interactions in the J = 5 States of <sup>147</sup>Sm and <sup>149</sup>Sm
- 68Ru03 D.C.Russell, R.M.Wilenzick, K.A.Hardy - Bull.Am.Phys.Soc. 13, No.4, 690, HI5 (1968)  
Mossbauer Effect in Even-Even Isotopes of Erbium
- 68Sa07 C.Sauer, E.Matthias, R.L.Mossbauer - Phys.Rev.Letters 21, 961(1968)  
Recoilless Resonance Absorption and Hyperfine Structure of the 6.2-keV State in <sup>181</sup>Ta
- 68Sc03 A.Schwenk, G.Zimmermann - Phys.Letters 26A, 258 (1968); Erratum Priv.Comm. (June 1968)  
The Ratio of the Larmor Frequency of <sup>189</sup>Os Relative to <sup>1</sup>H
- 68Sc06 A.Schwenk - Z.Physik 213, 482 (1968)  
Ein Impulsverfahren zum Nachweis sehr schwacher Kernresonanz-Signale und die Messung des magnetischen Kernmoments von <sup>187</sup>Osmium
- 68Sc09 R.W.Schnieder, A.Lurio, W.Happer - Phys.Rev. 173, 76(1968)  
Hyperfine Structure and Lifetimes of the <sup>4</sup>2P<sub>3/2</sub> and <sup>5</sup>2P<sub>3/2</sub> States of K<sup>39</sup>
- 68Sc12 D.Schonberner, D.Zimmermann - Z.Physik 216, 172 (1968)  
Level-Crossing-Untersuchung der Hyperfeinstruktur des Angeregten 3 <sup>2</sup>P<sub>3/2</sub>- und 4 <sup>2</sup>P<sub>3/2</sub>-Zustands von Na<sup>23</sup>
- 68Sc18 H.F.Schaefer III, R.A.Klemm, F.E.Harris - Phys.Rev. 176, 49 (1968)  
Atomic Hyperfine Structure. I. Polarization Wave Functions for the Ground States of B, C, N, O, and F
- 68Sc26 S.G.Schmelling, H.A.Shugart - Bull.Am.Phys.Soc. 13, No.12, 1650, BE2 (1968)  
Hyperfine Structure and Nuclear Magnetic Moment of <sup>165</sup>Tm
- 68Se09 G.K.Semin, E.V.Bryukhova - Yadern.Fiz. 7, 1346 (1968); Soviet J.Nucl.Phys. 7, 797 (1968)  
Numerical Value of the Ratio of the Nuclear Quadrupole Moments of Re<sup>185</sup> and Re<sup>187</sup>
- 68Se12 S.L.Segel, R.G.Barnes - IS-520 (1968)  
Catalog of Nuclear Quadrupole Interactions and Resonance Frequencies in Solids. Part I. Elements and Inorganic Compounds
- 68Sh22 V.S.Shirley - Proc.Intern.Conf.Hyperfine Interactions Detected by Nucl.Radiation, Asilomar, Pacific Grove, Calif. (1967), E.Matthias, D.A.Shirley, Eds., North-Holland Publishing Co., p.985 (1968)  
Table of Nuclear Moments
- 68Sh25 D.A.Shirley - Proc.Intern.Conf.Hyperfine Interactions Detected by Nucl.Radiation, Asilomar, Pacific Grove, Calif. (1967), E.Matthias, D.A.Shirley, Eds., North-Holland Publishing Co., p.843 (1968)  
Magnetic Resonance in Oriented Nuclei
- 68Si05 J.J.Simpson, U.Smilansky, J.P.Wurm - Phys.Letters 27B, 633 (1968); Erratum Phys.Letters 28B, 422(1969)  
The Reorientation Effect in <sup>114</sup>Cd
- 68So06 W.H.Southwell, D.L.Decker, H.B.Vanfleet - Phys.Rev. 171, 354(1968)  
Mossbauer-Effect Measurements in Iron at High Pressures
- 68Sp03 G.Sprott, R.Novick - Phys.Rev.Letters 21, 336(1968)  
Identification of the Metastable Autoionizing States in Potassium with a new rf spectroscopic Technique
- 68St03 J.A.Stone, W.L.Pillinger - Phys.Rev. 165, 1319(1968)  
Nuclear Moment Ratios in <sup>237</sup>Np from Mossbauer Spectra
- 68St16 N.J.Stone, R.B.Frankel, D.A.Shirley - Phys.Rev. 172, 1243 (1968)  
Three-Quasiparticle Intruder State in Te<sup>125</sup> and the Magnetic Moment of Sb<sup>125</sup>
- 68St27 N.V.Studentsov, T.N.Malyarevskaya, V.Y.Shifrin - Izmeritel.Tekhn. No.11, 29 (1968); Meas.Tech. (USSR) No.11, 1483 (1968)  
Measurement of the Proton Gyromagnetic Ratio in a Weak Magnetic Field
- 68St28 P.H.Stelson - Quoted by 69Ro05
- 68Su04 J.Sugar - J. Opt. Soc. Am. 58, 1519 (1968)  
Nuclear Magnetic Dipole Moment of <sup>165</sup>Ho
- 68Su05 K.Sugimoto, K.Nakai, K.Matuda, T.Minamisono - J.Phys.Soc.Japan 25, 1258(1968)  
Magnetic Moments of Short-Lived  $\beta$ -Radioactive Nuclei, <sup>12</sup>B and <sup>12</sup>N
- 68Ta12 P.N.Tandon, H.G.Devare - Proc.Intern.Conf.Hyperfine Struct.Nucl.Radiations, Asilomar, Pacific Grove, Calif. (1967), E.Matthias, D.A.Shirley, Eds., North-Holland Publ.Co., Amsterdam, p.164 (1968)  
On the Ionic State of <sup>143</sup>Pr from the Decay of <sup>143</sup>Ce

- 68Te02 J.Terrien - Metrologia 4, 41 (1968)  
News from the International Bureau of Weights and Measures
- 68Tr05 J.C.Travis, J.J.Spijkerman - Priv.Comm. (1968)  
Mossbauer Spectroscopy Using  $^{61}\text{Ni}$
- 68Tr11 W.J.Treytl, E.Matthias - Proc.Intern.Conf.Hyperfine Struct.Nucl.Radiations,  
Asilomar, Pacific Grove, Calif. (1967), E.Matthias, D.A.Shirley, Eds.,  
North-Holland Publ.Co., Amsterdam, p.145 (1968)  
g-Factor of the 243-keV Level in  $^{86}\text{Y}$
- 68Va03 P.A.Vanden Bout, A.Dymanus, V.J.Ehlers, M.H.Prior, H.A.Shugart - Phys.Rev.  
166, 1131 (1968)  
Nuclear Spin, Hyperfine-Structure Separation, and Nuclear Magnetic Moment of  
18-min  $^{88}\text{Rb}$
- 68Wa10 J.C.Waddington - Priv.Comm. (1968)
- 68Wa22 F.Wagner, J.Klockner, H.J.Korner, H.Schaller, P.Kienle -  
Proc.Intern.Conf.Hyperfine Struct.Nucl.Radiations, Asilomar, Pacific  
Grove, Calif. (1967), E.Matthias, D.A.Shirley, Eds., North-Holland  
Publ.Co., Amsterdam, p.77 (1968)  
Isomer Shift and Quadrupole Splitting in  $^{191}\text{Ir}$  and  $^{193}\text{Ir}$
- 68We17 A.Weitsch, H.K.Walter - Z.Physik 216, 459 (1968)  
g-Faktoren und Multipol-Mischungsverhältnisse in  $^{156}\text{Gd}$
- 68Wh01 C.W.White, W.M.Hughes, G.S.Hayne, H.G.Robinson - Phys.Rev. 174, 23 (1968)  
Determination of g-Factor Ratios for Free  $\text{Rb}^{85}$  and  $\text{Rb}^{87}$  Atoms
- 68Wi04 J.M.Williams - J.Phys., C (London) 1, 473 (1968)  
Mossbauer Effect in the Heusler Alloy  $\text{Co}_2\text{MnSn}$
- 68Wi09 J.W.Wiggins, J.C.Walker - Bull.Am.Phys.Soc. 13, No.4, 672, HE10 (1968)  
Measurement of the Nuclear Moments of  $\text{Er}^{170}$  by the Mossbauer Effect  
Following Coulomb Excitation
- 68Wi23 A.Winther - Proc.Intern.Conf.Hyperfine Struct.Nucl.Radiations, Asilomar,  
Pacific Grove, Calif. (1967), E.Matthias, D.A.Shirley, Eds., North-Holland  
Publ.Co., Amsterdam, p.217 (1968)  
Static Quadrupole Moments from Coulomb Excitation
- 68Wo07 E.F.Worden, R.G.Gutmacher, R.W.Lougheed, J.E.Evans, J.G.Conway -  
J.Opt.Soc.Am. 58, 998 (1968)  
Hyperfine Structure in the  $^{253}\text{Es}$  Emission Spectrum
- 68Ya06 G.C.Yang, J.B.Sampson - Bull.Am.Phys.Soc. 13, No.3, 435, DH8 (1968)  
Electron Spin Resonance of Ru in  $\text{TiO}_2$
- 68Ya08 T.Yamazaki, E.Matthias - Phys.Rev. 175, 1476 (1968)  
g-Factor Measurement of a Three-Particle Isomeric State of  $^{209}\text{Po}$  Following  
Pulsed Generation in  $(\alpha, xn)$  Reactions
- 68Za04 F.C.Zawislak, J.D.Rogers - Proc.Intern.Conf.Hyperfine  
Struct.Nucl.Radiations, Asilomar, Pacific Grove, Calif. (1967),  
E.Matthias, D.A.Shirley, Eds., North-Holland Publ.Co., Amsterdam, p.151  
(1968)  
Nuclear Spectroscopy Studies of Low-Lying States in  $^{99}\text{Tc}$
- 68Ze03 T.Zemcik - Czech.J.Phys. 18B, 551 (1968)  
Moessbauer Six-Line Spectra Position Analysis for  $^{57}\text{Fe}$  in Metallic Iron
- 68Ze04 A.v.Zelewsky - Helv.Chim.Acta 51, 803 (1968)  
 $^{195}\text{Pt}$ -Kernresonanz in Pt(II)-und Pt(IV)-Verbindungen
- 68Zu01 G.Zu.Putlitz, K.V.Venkataramu - Z.Physik 209, 470 (1968)  
Hyperfeinstruktur und Lebensdauer des  $8^2\text{P}_{3/2}$  -Terms von Rubidium
- 68Zu03 G.zu Putlitz - Priv.Comm. (March 1968)
- 69Ab12 M.M.Abraham, C.B.Finch, R.W.Reynolds, H.Zeldes - Phys.Rev. 187, 451 (1969)  
Electron-Spin-Resonance Spectrum of Divalent Eruopium in Thorium Dioxide
- 69Ac02 H.Ackermann, D.Dubbers, J.Mertens, A.Winnacker, P.von Blankenhagen -  
Z.Physik 228, 329 (1969)  
Measurement of the Nuclear Magnetic Moment of  $^{110}\text{Ag}$  ( $T_{1/2} = 24.4$  s)
- 69Ad11 A.Adler, T.Lucatorro, R.Novick, G.Sprott - Bull.Am.Phys.Soc. 14, No.10, 942,  
CC4 (1969)  
Hyperfine Structure of  $\text{Li}^+_6$
- 69Ba10 J.M.Baker, W.B.J.Blake, G.M.Copland - Proc.Roy.Soc.(London) 309A, 119 (1969)  
ENDOR of  $^{171}\text{Yb}^{3+}$  and  $^{173}\text{Yb}^{3+}$  on Cubic Sites in Calcium Fluoride
- 69Ba15 J.M.Baker, G.M.Copland, B.M.Wanklyn - J.Phys., C (London) 2, 862 (1969)  
Nuclear Moments and Hyperfine Structure Anomaly for Gadolinium
- 69Ba27 M.Baumann - Z.Naturforsch. 24a, 1049 (1969)  
Ein level-crossing-Experiment zur Untersuchung der Hyperfeinstruktur des  
Angeregten  $3^2\text{P}_{3/2}$ -Zustandes von  $^{23}\text{Na}$
- 69Ba48 M.Baumann, H.Liening, G.Wandel - Z.Physik 221, 245 (1969)  
Die Hyperfeinstruktur des 6s 6p  $^3\text{P}_1$ -Zustandes von  $^{171}\text{Yb}$  und  $^{173}\text{Yb}$
- 69Ba51 A.R.Barnett, W.R.Phillips - Phys.Rev. 186, 1205 (1969)  
Coulomb Excitation and Reorientation of the Octupole State in  $^{208}\text{Pb}$

- 69Ba52 C. Bauche-Arnoult - Quoted by 69Be29
- 69Be25 R.B. Begzhanov, D. Gaffarov, K.T. Salikhbaev - ZhETF Pisma v Redaktsiyu 9, 413 (1969); JETP Letters 9, 246 (1969)  
Magnetic Moments of the 114 and 270 keV Levels in  $\text{Pm}^{149}$
- 69Be29 T. Ben Mena, J.M. Gagne, J.M. Helber - J. Phys. (Paris), Suppl. No. 1, Colloq. C1-78 (1969)  
Structure Hyperfine du Niveau Fondamental de l'Uranium 233
- 69Be50 M. Bernheim, R. Riskalla, T. Stovall, D. Vinciguerra - Phys. Letters 30B, 412 (1969)  
Electron Scattering Form Factor of  $^9\text{Be}$
- 69Be77 L.F. Bertain, J.K. Kliwer - Bull. Am. Phys. Soc. 14, No. 12, 1233, EE1 (1969)  
Electric Quadrupole Moment of the  $^{44}\text{Sc}$  First Excited State
- 69Be78 R.B. Begzhanov, K.T. Salikhbaev, D. Gaffarov - Program and Theses, Proc. 19th Ann. Conf. Nucl. Spectroscopy and Struct. Of At. Nuclei, Erevan, p. 77 (1969)  
Spectroscopy of the 58-keV State of  $^{127}\text{I}$
- 69Be79 R.B. Begzhanov, K.T. Salikhbaev, D. Gaffarov - Program and Theses, Proc. 19th Ann. Conf. Nucl. Spectroscopy and Struct. Of At. Nuclei, Erevan, p. 80 (1969)  
Magnetic Moment of the 133-keV State of  $^{131}\text{Cs}$
- 69Bl02 J. Bleck, D.W. Haag, W. Leitz, R. Michaelsen, W. Ribbe, F. Sichelschmidt - Nucl. Phys. A123, 65 (1969)  
The g-Factor of the First Excited State in  $^{19}\text{Ne}$
- 69Bl07 J. Bleck, D.W. Haag, W. Leitz, R. Michaelsen, W. Ribbe - Phys. Letters 28B, 651 (1969)  
The Magnetic Moment of the  $7/2^-$  State at 1.29 MeV in  $^{41}\text{K}$
- 69Bl08 A.G. Blachman, D.A. Landman, A. Lurio - Phys. Rev. 181, 70 (1969)  
Hyperfine Structure and g(J) Value of the  $^4\text{P}_{9/2}$  and  $^4\text{P}_{5/2}$  Levels of  $\text{Cu}^{63}$  and  $\text{Cu}^{65}$
- 69Bl18 J. Bleck, D.W. Haag, W. Ribbe - Nucl. Instr. Methods 67, 169 (1969)  
Calibration of an Excited Nuclear State g-Factor in Terms of the Proton g-Factor
- 69Bo01 J.D. Bowman, F.C. Zawislak - Nucl. Phys. A138, 90 (1969)  
Hyperfine Fields at Pb in Fe, Co and Ni Lattices and the g-Factor of the First  $5^-$  State in  $^{208}\text{Pb}$
- 69Bo12 J.D. Bowman, F.C. Zawislak, E.N. Kaufmann - Phys. Letters 29B, 226 (1969)  
Measurement of the g-Factor of the  $3^-$  Octopole Vibrational State in  $^{208}\text{Pb}$
- 69Bo41 E. Bozek, R. Broda, J. Golczewski, A.Z. Hryniewicz, R. Kulesa, M. Rybicka, S. Szymczyk, W. Walus - Acta Phys. Polon. 36, 1065 (1969)  
The g-Factor of the 184 keV State of  $^{67}\text{Zn}$
- 69Br09 M. Brieger, H. Bucka, A. Reichelt, P. Zimmermann - Z. Naturforsch 24a, 903 (1969)  
Untersuchung der Hyperfeinstruktur des  $5s^2 5d \ ^2D_{3/2^-}$  und  $5s^2 6d \ ^2D_{3/2^-}$ -Terms im I-Spektrum
- 69Bu06 B. Budick, J. Snir - Phys. Rev. 178, 18 (1969)  
Hyperfine Structure of the  $6s6p \ ^1P_1$  Level of the Stable Ytterbium Isotopes
- 69Ch07 R.L. Chaney, M.N. McDermott - Phys. Letters 29A, 103 (1969)  
Nuclear Orientation of  $^{113m}\text{Cd}$ ,  $^{115}\text{Cd}$  and  $^{115m}\text{Cd}$
- 69Ch20 Y.W. Chan, V.W. Cohen, H.B. Silsbee - Phys. Rev. 184, 1102 (1969)  
Hyperfine Structure and Nuclear Magnetic Moment of  $\text{K}^{42}$
- 69Cl05 D. Cline, H.S. Gertzman, H.E. Gove, P.M.S. Lesser, J.J. Schwartz - Nucl. Phys. A133, 445 (1969)  
The Static Quadrupole Moment of the First Excited State of  $^{60}\text{Ni}$
- 69Cu09 C.J. Cussens, G.K. Rochester, K.F. Smith - J. Phys., A (London) 2, 658 (1969)  
Measurements of the Nuclear Spin of  $^{206}\text{Tl}$ , the Hyperfine Structure Splitting of  $^{66}\text{Cu}$ , and the Nuclear Magnetic Moments of  $^{108}\text{Ag}$  (2.3 min) and  $^{110}\text{Ag}$  (24 s)
- 69Da11 J.J. Davies, J. Owen - J. Phys., C (London) 2, 1405 (1969)  
The Hyperfine Interactions of Isolated and of Exchange-Coupled Iridium Ions in  $(\text{NH}_4)_2\text{PtCl}_6$
- 69De33 L. Degener, S. Penselin, W. Schumacher, G. Wolber - Proc. Intern. Conf. At. Phys., 1st, New York (1968), B. Bederson, V.W. Cohen, F.M.J. Pichanick, Eds., Plenum Press, New York, p. 49 (1969)  
Direct Measurement of the Nuclear Magnetic Dipole Moments of  $\text{Rb}^{85}$  and  $\text{Ag}^{107}$  with the Atomic Beam Magnetic Resonance Method
- 69Ek01 C. Ekstrom, T. Noreland, M. Olsmats, B. Wannberg - Nucl. Phys. A135, 289 (1969)  
Nuclear Spins of Neutron-Deficient Holmium and Erbium Isotopes
- 69Fe02 J. Fechner, A. Hammesfahr, A. Kluge, S.K. Sen, H. Toschinski, J. Voss, P. Weight, B. Martin - Nucl. Phys. A130, 545 (1969)  
The Decay of  $^{131}\text{Cs}$
- 69Fo07 M. Forker, H.F. Wagner - Nucl. Phys. A138, 13 (1969)  
Determination of the Ratio of the Quadrupole Moments of the 1174 keV and the 78 keV Levels in  $^{172}\text{Yb}$

- 69Fo08 M.Forker, H.F.Wagner, G.Schmidt - Nucl.Phys. A138, 97 (1969)  
Time Differential Angular Correlation Measurements on  $^{160}\text{Dy}$  and the Electric Quadrupole Moment of the First Excited State
- 69FuCo G.H.Fuller, V.W.Cohen - Nucl.Data Tables A5, 433(1969)  
Nuclear Spins and Moments
- 69Ge04 S.Gerstenkorn, F.S.Tomkins - Physica 42, 581 (1969)  
Moment Magnetique de Pu 241
- 69Ge06 C.Gerschel, J.P.Husson, N.Perrin, L.Valentin -  
Contrib.Intern.Conf.Properties Nucl.States, Montreal, Canada, p.85 (1969)  
Etude de la Deformation des Niveaux Excites du Ia 133
- 69Gi03 H.M.Gibbs, B.Chang, R.C.Greenhow - Phys.Rev. 188, 172 (1969)  
Polarization of Pb Vapor. I. Orientation of the  $^{207}\text{Pb}$  Ground State of  $\text{Pb}^{207}$
- 69Gi04 H.M.Gibbs, C.M.White - Phys.Rev. 188, 180 (1969)  
Polarization of Pb Vapor. II. Disorientation of the  $\text{Pb}^{207}$  Ground State and  $\mu(\text{I})(\text{Pb}^{207})/\mu(\text{I})(\text{Hg}^{199})$
- 69Gl08 J.E.Glenn, R.J.Pryor, J.K.Saladin - Phys.Rev. 188, 1905 (1969)  
Measurement of the Static Quadrupole Moments of the First  $2^+$  States of  $^{194}\text{Pt}$ ,  $^{196}\text{Pt}$ , and  $^{198}\text{Pt}$
- 69Go10 G.Goldmann, C.Hahn, J.Ney - Z.Physik 225, 1 (1969)  
Hyperfeinstrukturuntersuchung des  $6p\ ^2P_{3/2}$ -Terms im Au I-Spektrum durch Resonanzstreuung von Licht
- 69Go12 W.A.Goddard III - Phys.Rev. 182, 48 (1969)  
Core Polarization and Hyperfine Structure of the B,C,N,O, and F Atoms
- 69Go21 D.Goorvitch, S.P.Davis, H.Kleiman - Phys.Rev. 188, 1897 (1969)  
Isotope Shift and Hyperfine Structure of the Neutron-Deficient Thallium Isotopes
- 69Gu01 C.Gunther, H.Hubel, A.Kluge, K.Krien, H.Toschinski - Nucl.Phys. A123, 386 (1969)  
Electromagnetic Properties of the  $K = 1/2$  Rotational Band in  $^{169}\text{Tm}$
- 69Ha22 E.Handrich, A.Steudel, H.Walther - Phys.Letters 29A, 486 (1969)  
The Hyperfine Splitting of the  $3d^5 4s 4p$  Levels of Mn I and the Quadrupole Moment of  $^{55}\text{Mn}$
- 69Ha31 O.Hausser, T.K.Alexander, D.Pelte, B.W.Hooton, H.C.Evans - Phys.Rev.Letters 23, 320 (1969)  
Coulomb Excitation of  $^{28}\text{Si}$  Projectiles
- 69Ha60 E.Handrich, A.Steudel, R.Wallenstein, H.Walther - J.Phys.(Paris), Suppl.No.1, Colloq.C1-18 (1969)  
Level Crossing Experiments in the Tm I and Sm I Spectra
- 69He04 A.J.Hebert, K.Street, Jr. - Phys.Rev. 178, 205 (1969)  
Nuclear-Quadrupole Ratio of Bromine Isotopes in Molecular LiBr
- 69He11 G.M.Heestand, R.R.Borchers, B.Herskind, L.Grodzins, R.Kalish, D.E.Murnick - Nucl.Phys. A133, 310 (1969); R.R.Borchers - Priv.Comm. (May 1972)  
g-Factors for  $2^+$  States of Doubly Even Nuclei (Ge, Se, Mo, Ru, Pd, Cd and Te)
- 69Hu10 H.Hubel, H.Toschinski, E.Bodenstedt, F.Freitag - Proc.Roy.Soc.(London) 311A, 181 (1969)  
On the Magnetic Hyperfine Field at Hf in Iron and the Gyromagnetic Factors  $g(K)$  and  $g(R)$  of the  $624$  Rotational Band of  $^{177}\text{Hf}$
- 69Hu12 S.G.Hussein, A.R.Pierce, R.G.H.Robertson, R.G.Summers-Gill -  
Contrib.Intern.Conf.Properties Nucl.States, Montreal, Canada, p.91 (1969)  
Spins and Nuclear Moments of  $^{60}\text{m-Co}$ ,  $^{140}\text{La}$  and  $^{142}\text{m-Pr}$
- 69In07 P.Inia, Y.K.Agarwal, H.de Waard - Phys.Rev. 188, 605 (1969)  
Hyperfine Fields of Technetium and Zinc Impurities in Iron
- 69Is05 R.C.Isler, S.Marcus, R.Novick - Phys.Rev. 187, 76 (1969)  
Hyperfine Structure of the  $3\ ^2p$  and  $4\ ^2p$  States of Lithium and Lifetime of the  $3\ ^2p$  State
- 69Jo06 E.P.Jones, S.R.Hartmann - Phys.Rev.Letters 22, 867 (1969)  
Steady-State Nuclear Double-Resonance Detection of Electric Quadrupole Moment of  $\text{K}^{40}$
- 69Jo26 C.E.Johnson, M.H.Prior, H.A.Shugart - Bull.Am.Phys.Soc. 14, No.4, 524, BM5 (1969)  
Hyperfine Structure and  $g(J)$  of  $^{129}\text{Xe}$  in the  $5d(3_1/2)_4$  State
- 69Jo27 C.E.Johnson - Bull.Am.Phys.Soc. 14, No.10, 953, F15 (1969)  
 $^{33}\text{P}$  Hyperfine Structure of  $\text{He}^3$
- 69Ka21 M.Kaplan, J.Blok, D.A.Shirley - Phys.Rev. 184, 1177 (1969)  
Magnetic Moment of  $\text{Sm}^{145}$  and Attenuation Following the Decay of Oriented  $\text{Sm}^{145}$
- 69Ke07 H.P.Kelly - Phys.Rev. 180, 55 (1969)  
Hyperfine Structure of Oxygen Calculated by Many-Body Theory. II
- 69Ke11 D.B.Kenyon, L.Keszthelyi, J.A.Cameron - Can.J.Phys. 47, 2395 (1969)  
Nuclear g Factors of Three Levels of  $^{192}\text{Pt}$

- 69Ke16 J.R.Kerns, J.X.Saladin, R.J.Pryor, S.A.Lane - Bull.Am.Phys.Soc. 14, No.1, 122, KE12 (1969)  
Coulomb Excitation of the First Excited States of Ba<sup>134</sup> and Ba<sup>136</sup>
- 69Ke17 J.R.Kerns - Thesis, Univ.Pittsburgh (1969); Diss.Abstr.Int., 31B, 336 (1970)  
Coulomb Excitation Studies of Ba<sup>134</sup>, Ba<sup>136</sup>, Ba<sup>138</sup>, and Nd<sup>150</sup>
- 69Ki19 C.Kikuchi, D.L.Tseng - Bull.Am.Phys.Soc. 14, No.2, 188, BC8 (1969)  
EPR and ENDOR of Nb<sup>4+</sup> in CaWO<sub>4</sub>
- 69Kl03 H.-J.Kluge, E.-W.Otten, G.Zimmermann - J.Phys.(Paris), 30, Suppl.No.1, Collog. C1-15 (1969)  
Hfs Measurements in the 4s4p <sup>1</sup>P<sub>1</sub> State of <sup>43</sup>Ca by the Level Crossing Technique
- 69Kn03 E.Knappek, R.Simon, R.S.Raghavan, H.J.Korner - Phys.Letters 29B, 581 (1969)  
Nuclear g-Factor of the 322 keV Intruder State in <sup>125</sup>Te
- 69Ko10 U.Kopf, H.J.Besch, E.W.Otten, C.von Platen - Z.Physik 226, 297 (1969)  
Optical Pumping of Short Lived β-Radioactive Isotopes and the Magnetic Moment of <sup>37</sup>K
- 69Kr07 H.Krause, K.Krebs, R.Winkler, M.Zschimmer - Naturwissenschaften 56, 84 (1969)  
Die Kern-Quadrupolmomente der Stabilen Isotope <sup>185</sup>Re und <sup>187</sup>Re
- 69Kr19 M.Krusius, A.C.Anderson, B.Holmstrom - Phys.Rev. 177, 910 (1969)  
Calorimetric Investigation of Hyperfine Interactions in Metallic Ho and Tb
- 69Ku06 H.W.Kugel, R.R.Borchers, R.Kalish - Nucl.Phys. A137, 500 (1969)  
Magnetic Moment Measurements of the 211.2 keV (3/2-) and 239.8 keV (5/2-) States of <sup>195</sup>Pt
- 69Ku18 B.G.Kulchinskii, A.I.Levon, O.F.Nemets - Program and Theses, Proc.19th Ann.Conf.Nucl.Spectroscopy and Struct.Of At.Nuclei, Erevan, p.38 (1969)  
Measurement of the Magnetic Moments of Excited States at 197 keV in <sup>19</sup>F and 750 keV in <sup>51</sup>Cr
- 69La05 N.S.Laulainen, M.N.McDermott - Phys.Rev. 177, 1606(1969)  
Spin and Nuclear Moments of the Zn<sup>63</sup> Ground State
- 69La06 N.S.Laulainen, M.N.McDermott - Phys.Rev. 177, 1615(1969)  
Spin and Nuclear Moments of 55-min Cd<sup>105</sup> and 49-min Cd<sup>111m</sup>
- 69La29 D.J.Larson, P.A.Valberg, N.F.Ramsey - Phys.Rev.Letters 23, 1369 (1969)  
Measurements of the Hydrogen-Deuterium Atomic Magnetic Moment Ratio and of the Deuterium Hyperfine Frequency
- 69Le02 J.S.Levine, P.A.Bonczyk, A.Javan - Phys.Rev.Letters 22, 267(1969)  
Observation of Hyperfine Level Crossing in Stimulated Emission
- 69Le10 J.C.Lehmann - Phys.Rev. 178, 153 (1969)  
Nuclear Orientation of Cadmium-111 by Optical Pumping with the Resonance Line 5<sup>1</sup>S<sub>0</sub>-5<sup>1</sup>P<sub>1</sub>
- 69Le11 A.F.Leung, E.Y.Wong - Phys.Rev. 180, 380 (1969)  
Electron Paramagnetic Resonance of NpO<sub>2</sub><sup>2+</sup> in Cs<sub>2</sub>UO<sub>2</sub>Cl<sub>4</sub> and CsUO<sub>2</sub>(NO<sub>3</sub>)<sub>3</sub>
- 69Le19 M.Levanoni - Phys.Rev. 186, 1253 (1969)  
g-Factor Measurements in Os<sup>192</sup> and Pt<sup>192</sup>
- 69Lu01 O.Lutz - Phys.Letters 29A, 58 (1969)  
The Magnetic Moment of 45-Scandium
- 69Lu06 O.Lutz, W.Steinkilberg - Phys.Letters 30A, 183 (1969)  
<sup>55</sup>Manganese Nuclear Magnetic Resonance Studies
- 69Lu11 E.A.C.Lucken - Nuclear Quadrupole Coupling Constants, Academic Press, London (1969)
- 69Ly05 J.D.Lyons, R.T.Pu, T.P.Das - Phys.Rev. 178, 103 (1969); Erratum Phys.Rev. 186, 266 (1969)  
Many-Body Approach to Hyperfine Structure in the <sup>2</sup>P State of Lithium
- 69Ma43 P.C.Magnante, H.H.Stroke - J.Opt.Soc.Am. 59, 836 (1969)  
Isotope Shift between <sup>209</sup>Bi and 6.3-Day <sup>206</sup>Bi
- 69Mc20 F.K.McGowan, W.T.Milner, R.O.Sayer, R.L.Robinson, P.H.Stelson - Bull.Am.Phys.Soc. 14, No.12, 1204, AC12 (1969)  
Electric Quadrupole Moments of States in <sup>166</sup>, <sup>168</sup>, <sup>170</sup>Er, <sup>172</sup>, <sup>174</sup>, <sup>176</sup>Yb, And <sup>186</sup>W
- 69Mu11 K.Murakawa - J.Phys.Soc.Japan 27, 1690 (1969)  
Quadrupole Moment of Co<sup>59</sup>
- 69Mu14 D.E.Murnick, J.R.MacDonald, R.R.Borchers, G.Heestand, B.Herskind - Proc.Roy.Soc.(London) 311A, 111 (1969)  
Implantation Perturbed Angular Correlation Experiments in Iron after Inelastic Proton Scattering
- 69Ne03 J.Ney - Z.Physik 223, 126 (1969)  
Hyperfeinstrukturuntersuchung der 4p und 5p <sup>2</sup>P<sub>3/2</sub>-Terme im KI-Spektrum durch Resonanzstreuung von Licht zur Bestimmung der Kernquadrupolmomente von K<sup>39</sup> und K<sup>41</sup>
- 69Ni14 A.K.Nigam, R.Bhattacharyya - Saha Inst.Nucl.Phys.Ann.Rept., p.61 (1969); NP-18141 (1969)  
g-Factor Measurement of the 482 keV Level of <sup>181</sup>Ta



- 69Ni15 A.K.Nigam, R.Bhattacharyya - Saha Inst.Nucl.Phys. Ann.Rept., p.64 (1969);  
NP-18141 (1969)  
The g-Factor of the Level of  $^{177}\text{Hf}$
- 69Ow02 W.R.Owens, B.L.Robinson, S.Jha - Phys.Rev. 185, 1555 (1969)  
Gyromagnetic Ratio of the 129-keV State in Iridium-191
- 69Pa12 B.K.Patnaik, S.Gangadharan, S.Jha - Contrib.Intern.Conf.Properties  
Nucl.States, Montreal, Canada, p.90 (1969)  
Magnetic Moment of the 310 keV State in  $\text{V}^{48}$
- 69Pe08 D.Pelte, O.Hausser, T.K.Alexander, B.W.Hooton, H.C.Evans - Phys.Letters 29B,  
660 (1969)  
Coulomb Excitation of the First Excited State of  $^{28}\text{Si}$
- 69Ph04 E.A.Phillips, B.R.Casserberg, W.G.Unruh - Bull. Am.Phys.Soc. 14, No.10, 944,  
CC16 (1969)  
Nuclear Spins of  $\text{As}^{70}$  and  $\text{As}^{72}$
- 69Pi15 A.R.Pierce, R.G.Summers-Gill - Phys.Can. 25, No.4, 39, FM4.7 (1969)  
Nuclear Moments of  $^{140}\text{La}$
- 69Pr07 M.H.Prior, A.Dymanus, H.A.Shugart, P.A.Vanden Bout - Phys.Rev. 181, 1665  
(1969)  
Nuclear Spin and Hyperfine Structure of  $^{121}\text{Sn}$  and  $^{113}\text{Sn}$
- 69Qu03 D.Quitmann, J.M.Jaklevic, D.A.Shirley - Phys.Letters 30B, 329 (1969)  
Observation of NMR in an Isomeric State Following a Nuclear Reaction
- 69Qu04 D.Quitman, J.M.Jaklevic - Bull.Am.Phys.Soc. 14, No.4, 624, HE9 (1969); Oral  
Report  
Measurement of the Magnetic Moments of Isomeric Levels in  $^{79}\text{As}$  and  $^{206}\text{Pb}$   
Populated by Nuclear Reactions
- 69Re06 P.G.E.Reid, M.Sott, N.J.Stone - Nucl.Phys. A129, 273 (1969)  
A Study of the Magnetic Dipole Moments of  $^{192}\text{Ir}$  and  $^{194}\text{Ir}$  and the Decay  
Scheme of  $^{192}\text{Ir}$  by Nuclear Orientation
- 69Ri07 R.J.Riggs, K.J.Standley - J.Phys., C (London) 2, 992 (1969)  
The Electron Spin Resonance of  $\text{Cu}^{2+}$  and  $\text{Ni}^{2+}$  Ions in Zinc Tungstate
- 69Ro05 R.L.Robinson, F.K.McGowan, P.H.Stelson, W.T.Milner, R.O.Sayer - Nucl.Phys.  
A124, 553 (1969)  
Coulomb Excitation of  $^{106,108,110}\text{Pd}$
- 69Ro29 A.Rosen - J.Phys., B (London) 2, 1257 (1969)  
Analysis of the Hyperfine Structure of the Ground-State Multiplet of the  
Samarium Atom
- 69Sa27 J.X.Saladin, J.E.Glenn, R.J.Pryor - Phys.Rev. 186, 1241 (1969)  
Reorientation-Effect Measurements on  $\text{Cd}^{114}$
- 69Sc08 D.Schwalm, B.Povh - Phys.Letters 29B, 103 (1969)  
Reorientation Measurements in  $^{20}\text{Ne}$  and  $^{22}\text{Ne}$
- 69Sc15 A.Schenck - Z.Physik 224, 461 (1969)  
Die elektrischen Kernquadrupolmomente von Cesium 131 and Cesium 132 aus  
Doppelresonanzmessungen am  $7\text{ }^2\text{P}_{3/2}$ -Term
- 69Sc26 H.A.Schuessler, E.N.Portson, H.G.Dehmelt - Phys.Rev. 187, 5 (1969); Erratum  
Phys.Rev. A2, 1612 (1970)  
Hyperfine Structure of the Ground State of  $^3\text{He}^+$  by the Ion-Storage  
Exchange-Collision Technique
- 69Sc32 R.P.Scharenberg, R.Beyer, D.Grissmer - Bull.Am.Phys.Soc. 14, No.4, 555, DH4  
(1969)  
Static Quadrupole Moments of First-Excited  $2^+$  States in  $\text{Ge}^{74}$  and  $\text{Ge}^{76}$
- 69Sc34 H.F.Schaefer, III, R.A.Klemm, F.E.Harris - Phys.Rev. 181, 137 (1969)  
Atomic Hyperfine Structure. II. First-Order Wave Functions for the Ground  
States of B, C, N, O, and F
- 69Se11 R.A.Serway, S.A.Marshall, J.A.McMillan, R.L.Marshall, W.D.Ohlsen -  
J.Chem.Phys. 51, 4978 (1969)  
Electron Spin Resonance Absorption Spectra of Hole-Trap Centers Associated  
with Phosphorous in Irradiated Single Crystal Calcite
- 69Si01 R.Simon, I.Arens, R.S.Raghavan, H.J.Korner - Phys.Letters 28B, 590 (1969)  
Nuclear g-Factor of the  $2^+$  Gamma Vibrational State in  $^{160}\text{Dy}$
- 69Si06 V.Singh, P.N.Tandon, S.H.Devare, H.G.Devare - Nucl.Phys. A132, 221 (1969)  
Magnetic Moment of the 49.7 keV Level in  $^{132}\text{I}$
- 69Si09 V.Singh, P.N.Tandon, S.H.Devare, H.G.Devare - Contrib.Intern.Conf.Properties  
Nucl.States, Montreal, Canada, p.88 (1969)  
Magnetic Moments of the First Excited  $2^+$  States in  $^{58}\text{Fe}$  and  $^{132}\text{Xe}$
- 69Si13 V.Singh, P.N.Tandon, S.H.Devare, H.G.Devare - Nucl.Phys. A137, 278 (1969)  
g-Factor of the 810.5 keV Level in  $^{58}\text{Fe}$
- 69Si15 J.J.Simpson, U.Smilansky, D.Ashery - Nucl.Phys. A138, 529 (1969)  
Coulomb Excitation and the Reorientation Effect in  $^{70}\text{Ge}$  and  $^{76}\text{Ge}$
- 69Sp05 G.D.Sprouse, S.S.Hanna - Nucl.Phys. A137, 658 (1969)  
Lifetimes and Magnetic Moments of Levels in  $^{57}\text{Fe}$

- 69St05 S.Stein, A.T.Ramsey - Phys.Rev. 179, 1170 (1969)  
Ground-State Spin of  $^{163}\text{Er}$
- 69St24 R.M.Sternheimer - Proc.Intern.Conf.At.Phys., 1st, New York (1968),  
B.Bederson, V.W.Cohen, F.M.J.Pichanick, Eds., Plenum Press, New York, p.94  
(1969)  
Shielding and Antishielding Effects for the Nuclear Quadrupole Moments Of  
the Copper Isotopes
- 69Su13 A.W.Sunyar, W.Gelletly, M.A.J.Mariscotti, P.Thieberger - Bull.Am.Phys.Soc.  
14, No.12, 1203, AC4 (1969)  
 $\text{Ni}^{60}(\alpha, \text{np})\text{Cu}^{62}$  Reaction Studies at  $E = 32\text{-}40$  MeV
- 69Sv01 S.Svanberg, S.Rydberg - Z.Physik 227, 216 (1969)  
Level Crossing Investigation of the  $6p\ ^2P_{3/2}$  and  $7p\ ^2P_{3/2}$  Levels of  $\text{Cs}^{133}$ ,  
 $\text{Cs}^{135}$ , and  $\text{Cs}^{137}$
- 69TaPa B.N.Taylor, W.H.Parker, D.N.Langenberg - Rev.Mod.Phys. 41, 375 (1969);  
Reprinted by Academic Press, New York (1970)  
Determination of  $e/h$ , Using Macroscopic Quantum Phase Coherence in  
Superconductors: Implications for Quantum Electrodynamics and the  
Fundamental Physical Constants
- 69Ta08 P.N.Tandon, H.G.Devare - Indian J.Pure Appl.Phys. 7, 1 (1969)  
The  $g$  Factor of the 114 keV State in  $^{149}\text{Pm}$
- 69Te08 J.Terrien - Metrologia 5, 68 (1969)  
News from the Bureau International des Poids et Mesures
- 69Un02 P.J.Unsworth - J.Phys., B (London) 2, 122 (1969); Priv.Comm. (April, 1970)  
Nuclear Dipole, Quadrupole and Octupole Moments of  $^{155}\text{Gd}$  by Atomic Beam  
Magnetic Resonance
- 69Va05 L.Varga, I.Demeter, L.Keszthelyi, Z.Szokefalvi-Nagy, Z.Zamori - Phys.Rev.  
177, 1783 (1969)  
 $g$  Factors of the 210-keV and 240-keV States of  $^{195}\text{Pt}$
- 69Vi02 D.Vinciguerra, T.Stovall - Nucl.Phys. A132, 410 (1969)  
Electron Scattering from  $p$ -Shell Nuclei
- 69Vi03 P.Violino - Can.J.Phys. 47, 2095 (1969)  
Investigation of the Hyperfine Structure of the  $6^2P_{3/2}$  State of  $^{133}\text{Cs}$  by a  
Level-Crossing Method
- 69Wa30 R.Wappling, E.Karlsson, K.Johansson - Phys.Stat.Sol. 32, 151 (1969)  
Supertransferred Hyperfine Field for Lu in YbIG
- 69Wi19 W.L.Williams, V.W.Hughes - Phys.Rev. 185, 1251 (1969)  
Magnetic Moment and hfs Anomaly for  $\text{He}^3$
- 69Wo07 E.F.Worden, R.G.Gutmacher, J.G.Conway, R.J.Mehlhorn - J.Opt.Soc.Am. 59,  
1526A (1969)  
Nuclear Magnetic Moments of  $^{249}\text{Bk}$  and  $^{253}\text{Es}$
- 69Wr01 J.J.Wright, L.C.Balling, R.H.Lambert - Phys.Rev. 183, 180 (1969)  
Hyperfine Splitting and Pressure Shifts of  $\text{Li}^6$  and  $\text{Li}^7$
- 69Zi01 D.Zimmermann - Z.Physik 224, 403 (1969)  
Atomstrahlresonanzexperiment zur Untersuchung der Hyperfeinstruktur  
angeregter Atomzustände durch Beobachten von Besetzungszahänderungen im  
Grundzustand
- 69Zi02 P.Zimmermann - Z.Physik 226, 415 (1969)  
Der Einfluss eines elektrischen Feldes auf Level-Crossings des  
 $6d^2D_{3/2}$ -Zustands im Tl I-Spektrum
- 69Zm01 H.Zmora, M.Blau, S.Ofer - Nucl.Phys. A130, 541 (1969); H.Zmora - Priv.Comm.  
(May 1972)  
The Magnetic Moment of the 344 keV Level of  $^{152}\text{Gd}$
- 69Zu04 G.zu Putlitz - Proc.Intern.Conf.At.Phys., 1st, New York (1968), B.Bederson,  
V.W.Cohen, F.M.J.Pichanick, Eds., Plenum Press, New York (1969); Quoted by  
70Fi17
- 70Ab03 M.M.Abraham, L.A.Boatner, C.B.Finch, R.W.Reynolds, H.Zeldes - Phys.Rev. B1,  
3555 (1970)  
Electron Paramagnetic Resonance Investigations of Divalent Americium and  
Trivalent Curium in Strontium Chloride
- 70Ab20 A.Abragam, B.Bleaney - Electron Paramagnetic Resonance of Transition Ions,  
Clarendon Press, Oxford (1970)
- 70Ad07 K.E.Adelroth, A.Rosen - Ark.Fys. 40, 457 (1970)  
Atomic Beam Investigation of the Hyperfine Structure of  $^{51}\text{Cr}$
- 70Ad09 K.E.Adelroth, H.Nygqvist, A.Rosen - Phys.Scr. 2, 96 (1970)  
Nuclear Spins of Neutron-Deficient Terbium Isotopes
- 70Al18 K.Alder, R.Morf, F.Roesel - Phys.Lett. 32B, 645 (1970)  
Quantum Mechanical Corrections for Double Coulomb Excitation in  $^{152}\text{Sm}$  and  
the Determination of the  $F_4$  Transition Probability
- 70An09 D.S.Andreyev, G.M.Gusinsky, K.I.Erokhina, M.F.Kudojarov, I.K.Lemberg,  
I.N.Chugunov - Phys.Lett. 32B, 187 (1970)  
The Quadrupole Moment of the First Excited State in  $^{114}\text{Cd}$

- 70Av02 R.Avida, I.Ben Zvi, P.Gilad, M.B.Goldberg, G.Goldring, K.H.Speidel, A.Sprinzak - Nucl.Phys. A147, 200 (1970)
- 70Az01 K.S.Azimov, R.B.Begzhanov, K.T.Salikhbaev, K.T.Teshabaev - Izv.Vyssh.Ucheb.Zaved.Fiz. No.8, 114 (1970); Sov.Phys.J. 13, 1078 (1973)
- 70Be08 R.Beraud, I.Berkes, R.Chery, R.Haroutunian, M.Levy, G.Marguier, G.Marest, R.Rougnny - Phys.Rev. C1, 303 (1970)
- 70Be13 K.H.Beckurts, G.Brunhart - Phys.Rev. C1, 726 (1970)
- 70Be19 R.Beyer, R.P.Scharenberg, J.Thomson - COO-1746-32 (1970)
- 70Be23 H.Bertschat, J.Christiansen, H.-E.Mahnke, E.Recknagel, G.Schatz, R.Sielemann, W.Witthuhn - Phys.Rev.Lett. 25, 102 (1970)
- 70Be29 H.Bertschat, J.Christiansen, H.-E.Mahnke, E.Recknagel, G.Schatz, R.Sielemann, W.Witthuhn - Nucl.Phys. A150, 282 (1970)
- 70Be33 H.Bertschat, J.Christiansen, H.-E.Mahnke, E.Recknagel, G.Schatz, R.Sielemann, B.Spellmeyer, W.Witthuhn - Nucl.Phys. A151, 193 (1970)
- 70Be36 I.Ben-Zvi, P.Gilad, M.B.Goldberg, G.Goldring, K.-H.Speidel, A.Sprinzak - Nucl.Phys. A151, 401 (1970); G.Goldring - Priv.Comm. (April 1972)
- 70Be45 R.Beyer, R.P.Scharenberg, J.Thomson - Phys.Rev. C2, 1469 (1970); See Also 70Be19
- 70Be50 H.Beer - Z.Naturforsch. 25a, 1513 (1970)
- 70Be59 H.Beer - Z.Phys. 239, 351 (1970)
- 70Be67 R.B.Begzhanov, D.G.Gaffarov, N.Ilkhamdzhanov, A.I.Muminov - Izv.Akad.Nauk Uzb.SSR, Ser.Fiz.-Mat.Nauk, No.2, 65 (1970)
- 70Be71 N.Benczer-Koller, R.Hensler, J.W.Tape, J.R.MacDonald - Full.Amer.Phys. Soc. 15, No.12, 1666, CE13 (1970)
- 70Be75 M.Bernasson, P.Descouts, G.A.Styles - Helv.Phys.Acta 43, 393 (1970)
- 70Be78 M.Becker, H.Bertschat, J.Christiansen, H.-E.Mahnke, E.Recknagel, G.Schatz, R.Sielemann, B.Spellmeyer, W.Wasserthal, T.Wichert, W.Witthuhn - HMI-B-91, p.53 (1970)
- 70B106 J.Bleck, R.Michaelsen, W.Ribbe, W.Zeitz - Phys.Lett. 32B, 41 (1970)
- 70B108 J.Blaser, O.Lutz, W.Steinkilberg - Phys.Lett. 32A, 403 (1970)
- 70Bo28 P.Bond, S.Jha - Phys.Rev. C2, 1887 (1970)
- 70Bo31 J.S.Boyno, T.W.Elze, J.R.Huizenga - Nucl.Phys. A157, 263 (1970)
- 70Bo47 J.Bonn, E.W.Otten, C.von Platen, W.Linder, H.Muller, H.Schweickert - Proc.Int.Conf.Prop.Nuclei Far from Region of Beta-Stability, Leysin, Switzerland, Vol.1, p.383 (1970); CERN 70-30 (1970)
- 70Bo48 R.R.Borchers, W.M.Roney, P.Ryge - Bull.Amer.Phys.Soc. 15, No.12, 1676, DC7 (1970); R.R.Borchers - Priv.Comm. (May 1972)
- 70Bu09 J.Buttet, P.K.Baily - Phys.Rev.Lett. 24, 1220 (1970)
- 70Bu11 B.Budick, J.Smir - Phys.Rev. A1, 545 (1970)

- 70Ca15 R. Calvo, M.C.G. Passeggi, R.A. Isaacson - Phys. Lett. 31A, 407 (1970)  
ENDOR Measurements in  $^{57}\text{Fe}^{3+}$  in Calcium Oxide
- 70Ch01 A. Christy, I. Hall, R.P. Harper, I.M. Naqib, B. Wakefield - Nucl. Phys. A142, 591 (1970)  
Measurement of the Static Quadrupole Moments of the First  $2^+$  States in  $^{104,106}\text{Pd}$  and  $^{130}\text{Te}$
- 70Ch05 J. Christiansen, H.-E. Mahnke, E. Recknagel, D. Riegel, G. Schatz, G. Weyer, W. Witthuhn - Phys. Rev. C1, 613 (1970)  
Stroboscopic Observation of Nuclear Larmor Precession
- 70Ch26 W.J. Childs - Phys. Rev. A2, 316 (1970)  
Hyperfine Structure of Many Atomic Levels of  $\text{Tb}^{159}$  and the  $\text{Tb}^{159}$  Nuclear Electric-Quadrupole Moment
- 70Ch31 W.J. Childs - Phys. Rev. A2, 1692 (1970)  
Hyperfine Structure of  $^{51}\text{La}$ , Atomic States of  $\text{Dy}^{161,163}$  and the Ground-State Nuclear Moments
- 70Ch40 Y.W. Chan, V.W. Cohen - Bull. Amer. Phys. Soc. 15, No. 11, 1521, HA3 (1970)  
Measurement of the Hyperfine Structure in the Ground States of  $\text{K}^{39}$ ,  $\text{K}^{41}$  and  $\text{Na}^{23}$
- 70Ch41 W.J. Childs - Bull. Amer. Phys. Soc. 15, No. 11, 1521, HA2 (1970)  
Hyperfine Structure of  $\text{Nd}^{143,145}$
- 70Co28 S. Cochavi, J.M. McDonald, D.B. Fossan - Phys. Lett. 33B, 297 (1970)  
The Magnetic Moment of the 2761 keV  $8^+$  State in  $^{92}\text{Mo}$
- 70Co34 J.G. Conway, E.F. Worden - UCRL-19530, p.200 (1970)  
The Spectrum of  $\text{DyI}$
- 70Cr01 A.M. Crooker, G. Shipley - Can. J. Phys. 48, 730 (1970)  
A Spectroscopic Determination of the Nuclear Moments of Bismuth
- 70Cr02 S.B. Crampton, H.C. Berg, H.G. Robinson, N.F. Ramsey - Phys. Rev. Lett. 24, 195 (1970)  
Determination of the Quadrupole Coupling Constant in the  $\text{N}^{14}$  Atomic Ground State
- 70Cr07 D.W. Cruse, K. Johansson, E. Karlsson - Nucl. Phys. A154, 369 (1970); Priv. Comm. (March 1972)  
Magnetic Moment of a Suggested Three-Quasiparticle State in  $^{125}\text{Te}$
- 70De05 J.W.M. Dekker, H.F. Bloemhof, J.H. Brouwer, P.F.A. Klinkenberg - Physica 46, 119 (1970)  
Hyperfine Structure in  $\text{Tb II}$  and Nuclear Moments of  $^{159}\text{Tb}$
- 70Ed01 N. Edelstein - Phys. Lett. 33A, 233 (1970)  
The Hyperfine Structure Anomaly of  $^{241}\text{Pu}$  and  $^{239}\text{Pu}$  and the Nuclear Moment of  $^{241}\text{Pu}$
- 70Ed02 N. Edelstein, J.G. Conway, D. Fujita, W. Kolbe, R. McLaughlin - J. Chem. Phys. 52, 6425 (1970)  
Formation and Characterization of Divalent Einsteinium in a  $\text{CaF}_2$  Crystal
- 70En01 G. Engler - Phys. Rev. C1, 734 (1970)  
Determination of the Static Quadrupole Moment of the First  $2^+$  Excited State in  $^{142}\text{Ce}$
- 70Fi17 W. Fischer - Fortschr. Phys. 18, 89 (1970)  
Einfluss der Elektronenrumpfpolarisation auf die Hyperfeinstruktur alkaliahnlicher Atome
- 70FuCo G.H. Fuller, V.W. Cohen - ORNL-4591 (1970)  
A Table of Magnetic Hyperfine-Structure Anomalies
- 70Ge01 E. Gerdau, D. Ruter, J. Braunsfurth - Z. Phys. 230, 72 (1970)  
Lebensdauer- und Spinrotationsmessungen an den ersten angeregten Zuständen in  $^{197}\text{Pt}$  und  $^{197}\text{Hg}$
- 70Ge06 E. Gerdau, W.K. Müller, H.J. Wolf - Z. Phys. 235, 124 (1970)  
Der g-Faktor des 364 keV-Zustandes von  $^{184}\text{W}$  und die Hyperfeinfelder von Wolfram in Eisen, Kobalt und Nickel
- 70Ge07 H.S. Gertzman, D. Cline, H.E. Gove, P.M.S. Lesser, J. J. Schwartz - Nucl. Phys. A151, 273 (1970)  
The Static Electric Quadrupole Moment of the First Excited State of  $^{148}\text{Sm}$
- 70Ge08 H.S. Gertzman, D. Cline, H.E. Gove, P.M.S. Lesser - Nucl. Phys. A151, 282 (1970)  
The Static Electric Quadrupole Moments of the First Excited States of  $^{144,146,148,150}\text{Nd}$
- 70Ge10 S. George, R.A. Klingberg - J. Opt. Soc. Amer. 60, 869 (1970)  
Interferometric Measurements of the Hyperfine Structure in Bismuth
- 70Ge14 C. Gerschel, N. Perrin, L. Valentin - Phys. Lett. 33B, 299 (1970)  
Mesure du Moment Quadrupolaire d'un Isomère de Forme
- 70Go15 L.H. Gobel - Z. Naturforsch. 25a, 611 (1970)  
Level-crossing-Experimente in angeregten Termen des  $\text{Lu I}$  zur Untersuchung der Hyperfeinstruktur von  $^{175}\text{Lu}$
- 70Go50 W. Gordy, R.L. Cook - Microwave Molecular Spectra, Chemical Applications Of Spectroscopy, 2nd Ed., W. West, Ed., Part II, Technique of Organic Chemistry, A. Weissburger, Ed., Vol. IX, Interscience Publishers, New York (1970)

- 70Gr25 Z.W.Grabowski - Phys.Rev. C2, 1093 (1970); R.P.Scharenberg - Priv.Comm. (April 1972)  
g Factors of the First Two Excited  $2^+$  States in  $Pt^{192}$
- 70Gr29 J.S.Greenberg, Z.Brandt, R.A.Eisenstein, Y.Horowitz, U.Smilansky, P.N.Tandon, A.M.Kleinfeld, D.Maggi - Bull.Amer.Phys.Soc. 15, No.12, 1676, DC6 (1970)  
Reorientation Effect Measurement of  $Q_2^+$  in  $Cd^{110}$  and  $Cd^{114}$
- 70Ha04 O.Hausser, B.W.Hooton, D.Pelte, T.K.Alexander, H.C.Evans - Can.J.Phys. 48, 35 (1970)  
Measurement of the Reorientation Effect in  $^{24}Mg$
- 70Ha24 O.Hausser, D.Pelte, T.K.Alexander, H.C.Evans - Nucl.Phys. A150, 417 (1970)  
Reorientation Measurements in Even Titanium Isotopes
- 70Ha59 W.Hartmann - Z.Phys. 240, 323 (1970)  
Die Hyperfeinstruktur des  $3^2P_{1/2}$ -Zustandes von Natrium im starken Magnetfeld
- 70Ha74 J.F.Hague, J.E.Rothberg, A.Schenck, D.L.Williams, R.W.Williams, K.K.Young, K.M.Crowe - Phys.Rev.Lett. 25, 628 (1970)  
Precision Measurement of the Magnetic Moment of the Muon
- 70He09 P.Heinecke, A.Steudel, H.Walther - Phys.Lett. 31B, 295 (1970)  
The Isotope Shift of  $^{151}Eu$ ,  $^{152}Eu$ ,  $^{153}Eu$  and  $^{154}Eu$ . The Signs of the Nuclear Dipole Moment of  $^{152}Eu$  and the Nuclear Quadrupole Moments of  $^{152}Eu$  and  $^{154}Eu$
- 70He20 A.Hese - Z.Phys. 236, 42 (1970)  
Experimentelle Untersuchung der  $5d\ 6s\ 6p\ z\ 2F_{5/2, 7/2}$ -Terme im Lanthan I-Spektrum unter Verwendung von Levelcrossing-Spektroskopie
- 70He26 A.Hese, G.Buldt - Z.Naturforsch. 25a, 1537 (1970)  
Hyperfeinstrukture, stark-effekt und Lebensdauern in den angeregten  $5d6s6p\ y\ 2D_{3/2, 5/2}$ -Zuständen des Lanthan I-Spektrums
- 70Hi12 A.T.Hirshfeld, D.D.Hoppes - Phys.Rev. C2, 2341 (1970)  
Transition Mixing Ratios Determined from a Study of the Electron and Gamma-Ray Distributions from Oriented  $^{192}Ir$
- 70Hi14 A.T.Hirshfeld, D.D.Hoppes - Bull.Amer.Phys.Soc. 15, No.4, 628, JG12 (1970)  
The Beta Distribution for  $^{142}Pr$  Oriented in Iron
- 70Ho23 J.Hoeft, F.J.Lovas, E.Tiemann, T.Torring - Z.Naturforsch. 25a, 1029 (1970)  
Microwave Absorption Spectra of  $AlF$ ,  $GaF$ ,  $InF$ , and  $TlF$
- 70Hu05 R.J.Hull, G.O.Brink - Phys.Rev. 1A, 685 (1970)  
Hyperfine Structure of  $Bi^{209}$
- 70Hu19 D.P.Hutchinson, F.L.Larsen, N.C.Schoen, D.I.Sober, A.S.Kanofsky - Phys.Rev.Lett. 24, 1254 (1970)  
Magnetic Moment of the Positive Muon
- 70Jo27 J.O.Jonsson, L.Sanner, B.Wannberg - Phys.Scr. 2, 16 (1970)  
Nuclear Spin and Magnetic Moment of the Ground State of  $^{49}Cr$
- 70Ka09 R.Kalish, R.R.Borchers, H.W.Kugel - Nucl.Phys. A147, 161 (1970); R.R.Borchers - Priv.Comm. (May 1972)  
Electromagnetic Properties of the First  $2^+$  States of the Even Hg Isotopes
- 70Ka25 J.Kaufmann, F.Sohre - Z.Naturforsch. 25a, 441 (1970)  
Nuclear Quadrupole Resonance of  $^{35}Cl$  and  $^{37}Cl$  in Polycrystalline  $LiClO_3$
- 70Ka33 N.I.Kaliteevskii, M.P.Chaika - Izv.Akad.Nauk SSSR, Ser. Fiz. 34, 1646 (1970); Bull.Acad.Sci.USSR, Phys.Ser. 34, 1462 (1971)  
Use of Interference of Atomic States for Determining Nuclear Constants
- 70Ka45 G.Kaspar, W.Knupper, W.Ebert, P.Holleczeck, N.Fiebiger - Proc.Intern.Conf.Nucl.Reactions Induced by Heavy Ions, Heidelberg, Germany (1969); R.Bock, W.R.Hering, Eds, North-Holland Publishing Co., Amsterdam, p.471 (1970)  
Determination of the Static Quadrupole Moment of the First Excited  $2^+$  State of  $^{152}Sm$  and  $^{166}Er$  by Coulomb Excitation with  $^{16}O$ -Ions
- 70Ke14 D.B.Kenyon, L.Keszthelyi, J.A.Cameron - Can.J.Phys. 48, 2730 (1970)  
Nuclear g Factors of Excited  $2^+$  Levels in  $^{194}Pt$
- 70Ke18 L.Keszthelyi, I.Demeter, L.Pocs, Z.Szokefalvi-Nagy, L.Varga - Acta Phys. 28, 91 (1970)  
Anomalous Hyperfine Field at Rh Nucleus in Fe-Rh Alloy Following Low Energy Coulomb Excitation
- 70Ki05 R.L.King, C.H.Liu, H.H.Stroke - Phys.Lett. 31B, 567 (1970)  
Nuclear Magnetic Moment of  $^{203}Hg$  by Optical Pumping
- 70Ki13 H.Kieft, J.S.M.Harvey - Can.J.Phys. 48, 562 (1970)  
Electron-Nuclear Double Resonance Measurement of Hyperfine Interactions in  $Eu^{2+}:CaWO_4$
- 70Kl06 A.M.Kleinfeld, R.Covello-Moro, H.Ogata, G.G.Seaman, S.G.Steadman, J.de Boer - Nucl.Phys. A154, 499 (1970)  
Reorientation Measurements in  $^{116}Sn$  and  $^{124}Sn$
- 70Kl07 M.V.Klimentovskaya, N.A.Lebedev, A.A.Sorokin - Yad.Fiz. 12, 460 (1970); Sov.J.Nucl.Phys. 12, 251 (1971)  
Determination of the g Factors of the Second Excited States  $11/2^-$  of the Nuclei  $Eu^{147}$  and  $Eu^{149}$  by the Method of Differential Angular Correlation in an External Magnetic Field

- 70K112 A.M.Kleinfeld, J.D.Rogers, J.Gastebois, S.G.Steadman, J.de Boer - Nucl.Phys. A158, 81 (1970)  
Reorientation Effect Measurements in  $^{106,114}\text{Cd}$
- 70K113 J.Klockner, K.E.G.Lobner - Verh.Deut.Phys.Ges. 6, 530 (1970)  
Lebensdauer-, g-Faktor- und Koinzidenzmessungen in  $^{198}\text{Au}$
- 70Ko32 W.Kolbe, N.Edelstein - Quoted by 70Ed01
- 70La07 D.A.Landman, A.Lurio - Phys.Rev. A1, 1330 (1970)  
Hyperfine Structure of the  $(6p)^3$  Configuration of  $\text{Bi}^{209}$
- 70Le04 M.Levanoni, F.C.Zawislak, D.D.Cook - Nucl.Phys. A144, 369 (1970)  
Magnetic Moments of Excited States in  $^{190}\text{Os}$ ,  $^{192}\text{Os}$  and  $^{192}\text{Pt}$
- 70Le13 M.Levanoni, F.C.Zawislak - Phys.Rev. C2, 672 (1970)  
g Factor of the 50-keV  $3/2^-$  State in  $^{223}\text{Ra}$  and the Internal Magnetic Fields at Ra Nuclei in Ferromagnets
- 70Le17 P.M.S.Lesser, D.Cline, J.D.Purvis - Nucl.Phys. A151, 257 (1970)  
Static Quadrupole Moments of the First Excited States of  $^{58,60,62}\text{Ni}$
- 70Le26 H.Lew - Bull.Amer.Phys.Soc. 15, No.6, 795, DE10 (1970)  
Hyperfine Structure and Nuclear Magnetic Moment of  $\text{Pr}^{141}$
- 70Li16 R.M.Lieder, N.Buttler, K.Killig, K.Beck - Z.Phys. 237, 137 (1970)  
Level Crossing in Hyperfine Interactions Studied by Perturbed  $\gamma$ - $\gamma$  Angular Correlations
- 70Li25 I.Lindner, H.Nyqvist, A.Rosen, K.E.Adelroth, C.Ekstrom, M.Olsmats, B.Wannberg - Proc.Int.Conf.Prop.Nuclei Far from Region of Beta-Stability, Leysin, Switzerland, Vol.1, p.387 (1970); CERN 70-30 (1971)  
Atomic-Beam Measurements in the Rare-Earth Region
- 70Lu02 O.Lutz - Phys.Lett. 31A, 384 (1970)  
The Hyperfine Structure Anomaly of  $^{79}\text{Br}$  and  $^{81}\text{Br}$
- 70Lu03 O.Lutz - Phys.Lett. 31A, 528 (1970)  
The Hyperfine Structure Anomaly of the Stable Chlorine Isotopes
- 70Lu04 C.-C.Lu, R.D.Present - Phys.Rev. B1, 2025 (1970)  
Nuclear Quadrupole Coupling in the  $\text{LiH}$  Molecule
- 70Lu09 A.Lurio, D.A.Landman - J.Opt.Soc.Amer. 60, 759 (1970)  
Hyperfine Structure of the  $(6p)^2$  Configuration of  $^{207}\text{Pb}$
- 70Ma32 A.L.Mashinskii - Opt.Spektrosk. 28, 3 (1970); Opt.Spectrosc. 28, 1 (1970)  
Precise Measurement of Atomic Constants Using Level-Crossing Signals of the  $3^2\text{P}_{3/2}$  State of  $^{23}\text{Na}$
- 70Ma39 M.Marmor, S.Cochavi, D.B.Fossan - Phys.Rev.Lett. 25, 1033 (1970)  
Hyperfine Fields at  $\text{Ca}^{42}$  in Ferromagnetic Metals and the g Factor of the 3.19-MeV  $6^+$  State
- 70Mc27 F.K.McGowan, W.T.Milner, R.O.Sayer, R.L.Robinson, P.H.Stelson - ORNL-4513, p.56 (1970)  
Electric Quadrupole Moments of States in  $^{166,168,170}\text{Er}$ ,  $^{172,174,176}\text{Yb}$ , and  $^{186}\text{W}$
- 70Mo40 P.A.Moskowitz, C.H.Liu, H.H.Stroke - Bull.Amer.Phys.Soc. 15, No.12, 1676, DC9 (1970)  
Optical Pumping Determination of Nuclear Magnetic Moments of Radioisotopes,  $^{193}\text{Hg}$ ,  $^{193\text{m}}\text{Hg}$ ,  $^{195\text{m}}\text{Hg}$ , and  $^{197\text{m}}\text{Hg}$
- 70Na05 K.Nakai, J.L.Quebert, F.S.Stephens, R.M.Diamond - Phys.Rev.Lett. 24, 903 (1970)  
Quadrupole Moments of First Excited States in  $^{28}\text{Si}$ ,  $^{32}\text{S}$ , and  $^{40}\text{Ar}$
- 70Na07 K.Nakai, F.S.Stephens, R.M.Diamond - Nucl.Phys. A150, 114 (1970)  
Quadrupole Moments of the First Excited States in  $^{20}\text{Ne}$  and  $^{22}\text{Ne}$
- 70Na11 S.Nagamiya, T.Nomura, T.Yamazaki - Nucl.Phys. A159, 653 (1970)  
Stroboscopic Determination of the Magnetic Moment of the  $8^+$  Isomeric State of  $^{208}\text{Po}$
- 70Na13 S.Nagamiya, T.Katou, T.Nomura, T.Yamazaki - Phys.Lett. 33B, 574 (1970)  
Effective Spin and Orbital Magnetism of the Proton Studied from the g-Factors of the  $8^+$  States in  $^{90}\text{Zr}$ , and  $^{92}\text{Mo}$
- 70Ne21 R.K.Nesbet - Phys.Rev. A2, 1208 (1970)  
Atomic Bethe-Goldstone Calculations of the Hyperfine Structure of  $\text{B}(2\text{P})$
- 70Ni11 L.Niesen, W.J.Huiskamp - Physica 50, 259 (1970)  
Nuclear Magnetic Resonance on Oriented Nuclei in a Paramagnetic Crystal  $^{52}\text{Mn}$  and  $^{54}\text{Mn}$  in  $\text{La}_2\text{Mg}_3(\text{NO}_3)_{12}\cdot 24\text{H}_2\text{O}$
- 70No01 R.Nordhagen, G.Goldring, R.M.Diamond, K.Nakai, F.S.Stephens - Nucl.Phys. A142, 577 (1970)  
Perturbed Angular Distributions from  $^{120,122,124}\text{Sn}(^{40}\text{Ar},4n)^{156,158,160}\text{Er}$  Reaction Products
- 70O102 A.F.Oluwole, S.G.Schmelling, H.A.Shugart - Phys.Rev. C2, 228 (1970)  
Nuclear Spins, Nuclear Moments, and Hyperfine Structure of  $^{69}\text{Ge}$  and  $^{75}\text{Ge}$  and  $^{32}\text{P}_2$  Hyperfine Structure of  $^{71}\text{Ge}$
- 70Or02 B.Orre, A.Linnfors, F.Falk, J.E.Thun, L.Johansson - Nucl.Phys. A148, 516 (1970)  
Perturbations of the Alpha-Gamma Angular Correlation in the Decay of  $^{226}\text{Ra}$

- 70Or08 D.E.O'Reilly, E.M.Peterson - Bull.Amer.Phys.Soc. 15, No.1, 110, SP11 (1970)  
Relaxation Rates of Alkali Metal and Chloride Nuclei in Aqueous Solution.  
Quadrupole Moment of  $^{133}\text{Cs}$
- 70Pi11 A.R.Pierce, R.G.Summers-Gill - Bull.Amer.Phys.Soc. 15, No.6, 769, BE9 (1970)  
Nuclear Moments of  $^{147}\text{Nd}$  and  $^{149}\text{Nd}$
- 70Pr09 R.J.Pryor, J.X.Saladin - Phys.Rev. C1, 1573 (1970)  
Determination of the Electric Quadrupole Moment of the First  $2^+$  States of  
 $\text{Os}^{188,190,192}$
- 70Pr13 W.P.Pratt, Jr., R.I.Schermer, J.R.Sites, W.A.Steyert - Phys.Rev. C2, 1499  
(1970)  
Search for Parity Violation in the Gamma Decay of  $^{159}\text{Tb}$  Polarized by  
Dilution Refrigeration
- 70Ra18 R.L.Rasera, A.Li-Scholz - Phys.Rev. B1, 1995 (1970)  
Perturbed-Angular-Correlation Study of Electric-Quadrupole Interactions in  
 $^{172}\text{Yb}$  in Thulium Metal and Oxide Lattices
- 70Ra42 U.Ranon, D.N.Stamires - Chem.Phys.Lett. 5, 221 (1970)  
Determination of the Nuclear Quadrupole Moment Ratio of  $^{155}\text{Gd}/^{157}\text{Gd}$  by  
Electron Paramagnetic Resonance
- 70Re14 O.Redl, H.H.Stroke - Phys.Rev. A2, 1135 (1970)  
Level-Crossing Determination of the  $(6s6p)^3P_1$  hfs of  $\text{Hg}^{203}$
- 70Ro16 S.D.Rosner, F.M.Pipkin - Phys.Rev. A1, 571 (1970) Erratum Phys.Rev. A3, 521  
(1971)  
Hyperfine Structure of the  $2^3S_1$  State of  $\text{He}^3$
- 70Ro21 A.Rosen, C.Ekstrom, H.Nygqvist, K.E.Adelroth - Nucl.Phys. A154, 283 (1970)  
Nuclear Ground State Spins of Neutron-Deficient Dy Isotopes
- 70Ro31 M.Rots, R.Coussement, R.Van Esch, M.Boge, S.Dousson - Z.Phys. 240, 396  
(1970)  
Implantation of Tellurium in Iron and Measurement of the Magnetic Moment of  
the First Excited State in  $^{123}\text{Te}$
- 70Ro32 W.M.Roney, H.W.Kugel, G.M.Heestand, R.R.Borchers, R.Kalish -  
Proc.Intern.Conf.Nucl.Reactions Induced by Heavy Ions, Heidelberg, Germany  
(1969), R.Bock, W.R.Hering, Eds., North-Holland Publishing Co., Amsterdam,  
p.419 (1970); R.R.Borchers - Priv.Comm. (May 1972)  
Magnetic Moments of Core Excited States of Odd Nuclei Near  $A = 100$
- 70Ro35 W.M.Roney, R.R.Borchers - Bull.Amer.Phys.Soc. 15, No.12, 1676, DC8 (1970);  
R.R.Borchers - Priv.Comm. (May 1972)  
g-Factors for Two Excited States of  $^{125}\text{Te}$
- 70Sa08 G.A.Sawatzky, J.Hupkes - Phys.Rev.Lett. 25, 100 (1970); Erratum Phys.Rev.  
Lett. 25, 489 (1970)  
Redetermination of Nuclear Quadrupole Moments from Hyperfine Interactions in  
Compounds
- 70Sc07 S.G.Schmelling, V.J.Ehlers, H.A.Shugart - Phys.Rev. C1, 225 (1970)  
Nuclear Magnetic Moment, Hyperfine Structure, and Hyperfine Structure  
Anomaly of  $^{196}\text{Au}$
- 70Sc11 A.Schwenk - Phys.Lett. 31A, 513 (1970)  
 $^{57}\text{Fe}$ -Nuclear Magnetic Resonance Studies in the Diamagnetic  $\text{Fe}(\text{Co})_5$
- 70Sc15 G.Schilling, R.P.Scharenberg, J.W.Tippie - Phys.Rev. C1, 1400 (1970)  
Determination of the Quadrupole Moments of First Excited  $2^+$  States in  $\text{Cd}^{114}$   
and  $\text{Fe}^{56}$  by Coulomb Excitation
- 70Sc33 R.W.Schmieder, A.Lurio, W.Happer, A.Khadjavi - Phys.Rev. A2, 1216 (1970)  
Level-Crossing Measurement of Lifetime and hfs Constants of the  $^2P_{3/2}$  States  
of the Stable Alkali Atoms
- 70Se11 I.Seo, T.Hayashi, A.Aoki - Nucl.Phys. A159, 494 (1970)  
The Magnetic Moments of Three Excited States in  $^{149}\text{Pm}$
- 70Sh16 R.R.Sharma - Phys.Rev.Lett. 25, 1622 (1970)  
Nuclear Quadrupole Moment of  $\text{Al}^{27}$  in  $\text{Al}_2\text{O}_3$
- 70Si17 J.R.Sites, W.A.Steyert - Nucl.Phys. A156, 19 (1970)  
Angular Distribution of Gamma Rays Resulting from Polarized  $^{124}\text{Sb}$ ,  $^{192}\text{Ir}$  and  
 $^{194}\text{Ir}$
- 70Si20 V.Singh - J.Phys.Soc.Jap. 29, 1111 (1970)  
g-Factor of 1127.8 keV,  $2^+$  Second Excited State in  $^{106}\text{Pd}$
- 70So09 A.J.Soinski, R.B.Frankel, Q.O.Navarro, D.A.Shirley - Phys.Rev. C2, 2379  
(1970)  
Nuclear Orientation of  $^{253}\text{Es}$  in Neodymium Ethylsulfate
- 70St17 S.G.Steadman, A.M.Kleinfeld, G.G.Seaman, J.De Boer, D.Ward - Nucl.Phys.  
A155, 1 (1970)  
Reorientation Effect in the Cadmium Isotopes
- 70St20 P.H.Stelson, F.K.McGowan, R.L.Robinson, W.T.Milner - Phys.Rev. C2, 2015  
(1970)  
Static Quadrupole Moment of the First  $2^+$  States of the Even Tin Nuclei

- 70St26 H.L.Stuck, P.Zimmermann - Z.Phys. 239, 345 (1970)  
Level Crossing Investigations in the  $4d^2D_{5/2,3/2}$ -States of the Al I-Spectrum
- 70Su04 K.Sugimoto, A.Mizobuchi, K.Matuda, T.Minamisono - Phys.Lett. 31B, 520 (1970)  
Electric Quadrupole Moment of the Short-Lived Beta-Emitter  $^{12}B$
- 70Su11 J.T.Suss, W.Low, M.Foguel - Phys.Lett. 33A, 14 (1970)  
ESR Spectrum of  $Ir^{4+}$  in Single Crystals of  $MgO$
- 70Sw05 J.C.Swartz, L.J.Swartzendruber, L.H.Bennett, R.E.Watson - Phys.Rev. B1, 146 (1970)  
Nuclear Magnetic Resonance of  $^{51}Fe$  in the Paramagnetic Alloys  $TiFe(1-x)Co(x)$
- 70Ts04 J.F.Tschanz, R.C.Sapp - Phys.Rev. C2, 2168 (1970)  
Nuclear Orientation of Iron-59 in Rare-Earth Double-Nitrate Crystals
- 70Va10 R.Van Esch, M.Rots, R.Coussement - Z.Phys. 233, 477 (1970)  
The Magnetic Moment of the Lowest  $3/2^-$  State in  $^{57}Co$
- 70Vo08 F.von Sichart, H.J.Stockmann, H.Ackermann, G.zu Putlitz - Z.Phys. 236, 97 (1970)  
Optical Pumping of Free Atomic Ions with Hyperfine Structure
- 70Wa07 G.Wandel - Z.Phys. 231, 434 (1970)  
Doppelresonanzexperimente zur Untersuchung der Hyperfeinstruktur des  $6s6p^3P_1$ -Zustandes von  $^{171}Yb$  und  $^{173}Yb$
- 70Wa25 H.F.Wagner, J.Lange - Z.Phys. 238, 35 (1970)  
Determination of the Quadrupole Ratio  $Q^{3+}/Q^{2+}$  in  $^{172}Yb$
- 70Wa26 H.F.Wagner, M.Forker, U.Weigand - Z.Phys. 238, 69 (1970)  
Investigation of Statistically Perturbed Angular Correlations of  $^{154}Gd$  and  $^{156}Gd$  in Different Liquid Sources
- 70Wa35 B.Wannberg, J.O.Jonsson, L.Sanner - Phys.Scr. 1, 238 (1970)  
Nuclear Magnetic Moment and Hyperfine Structure Anomaly of  $^{103}Ag$  and Nuclear Spin of  $^{13}m^{102}Ag$
- 70We11 R.E.Weiss, R.H.Lambert, L.C.Balling - Phys.Rev. A2, 1745 (1970)  
Temperature Dependence of Hyperfine Pressure Shifts. II. Nitrogen in Helium, Neon, and Molecular Nitrogen
- 70Wi17 R.L.Williams, Jr., L.Pfeiffer, J.C.Wells, Jr., L.Madansky - Phys.Rev. C2, 1219 (1970)  
Nuclear Polarization in the  $^{11}B(d,p)^{12}B$  Reaction. III
- 70Wi22 P.F.Winkler, F.G.Walther, M.T.Myint, D.Kleppner - Bull.Amer.Phys.Soc. 15, No. 1, 44, B11 (1970)  
A Precision Determination of the Electron-Proton g-Factor Ratio
- 70Wo02 H.J.Wolf, P.Steiner, E.Gerdau, W.K.Muller, U.Lewandowski, A.Roggenbuck - Z.Phys. 232, 256 (1970)  
Das Quadrupolmoment des  $2,3$  Mev-Zustandes in  $^{120}Sn$
- 70Wo11 G.Wolber, H.Figger, R.A.Haberstroh, S.Penselin - Z.Phys. 236, 337 (1970)  
Atomic Beam Magnetic Resonance Investigations in the  $2p^2\ ^3P$  Ground Multiplet of the Stable Carbon Isotopes  $^{12}C$  and  $^{13}C$
- 70Wo14 E.F.Worden, R.G.Gutmacher, R.W.Lougheed, J.G.Conway, R.J.Mehlhorn - J.Opt.Soc.Amer. 60, 1297 (1970)  
Hyperfine Structure in the  $^{253}Es$  Emission Spectrum. II. Nuclear Spin, Nuclear Magnetic Dipole Moment, and Energy Levels of Es II
- 70Ya02 T.Yamazaki, T.Nomura, U.Katou, T.Inamura, A.Hashizume, Y.Tendou - Phys.Rev.Lett. 24, 317 (1970)  
Core Polarization Effect on the Magnetic Moment of the  $(h_9/2^2) 8+$  State of  $^{210}Po$
- 70Ya06 T.Yamazaki, T.Nomura, S.Nagamiya, T.Katou - Phys.Rev.Lett. 25, 547 (1970)  
Anomalous Orbital Magnetism of Proton Deduced from the Magnetic Moment of the  $11^-$  State of  $^{210}Po$
- 70Za03 F.C.Zawislak, J.D.Bowman - Nucl.Phys. A146, 215 (1970)  
Nuclear g-Factor Measurements of Two Short-Lived States in  $^{206}Pb$
- 70Zi06 P.Zimmermann - Z.Phys. 233, 21 (1970)  
Level-Crossing-Experimente zur Untersuchung der Hyperfeinstruktur des  $5d^2D_{5/2}$ -Terms im Indium I-Spektrum
- 70Zi07 P.Zimmermann - Z.Phys. 232, 32 (1970)  
Resonanzstreuung von Licht in magnetischen und elektrischen Feldern zur Untersuchung der Hyperfeinstruktur des  $7d^2D_{3/2}$ -Terms im Thallium I-Spektrum
- 71Am02 M.J.Amoroso, W.R.Johnson - Phys.Rev. A3, 6 (1971)  
Relativistic One-Electron Calculations of Shielded Atomic Hyperfine Constants
- 71Ar07 I.Arens, H.J.Korner - Z.Phys. 242, 138 (1971)  
Winkelkorrelations- und Lebensdauer-Messungen am  $^{59}Co$
- 71Av06 R.Avida, I.Ben-Zvi, P.Gilad, M.Goldberg, G.Goldring, K.-H.Speidel, A.Sprinzak, Z.Vager - Proc.Int.Conf.Hyperfine Interactions in Excited Nuclei, Rehovot and Jerusalem, Israel (1970), G.Goldring, R.Kalish, Eds., Gordon and Breach, London, Vol. 4, p.1037 (1971)  
Quadrupole Moment Ratio of the First Excited States in 1920s and 1900s



- 71BaA1 C.V.K.Baba, S.K.Bhattacharjee, H.C.Jain - Proc.Int.Conf.Hyperfine Interactions in Excited Nuclei, Rehovot and Jerusalem, Israel (1970); G.Goldring, R.Kalish, Eds., Gordon and Breach, London, Vol.4, 1173 (1971)  
Half-life and Magnetic Moment of 93 keV (9/2<sup>+</sup>) Level in <sup>103</sup>Rh
- 71Ba94 F.Bacon, G.Kaindl, H.-E.Mahnke, D.A.Shirley - Phys.Lett. 37B, 181 (1971)  
Magnetic Moment of the 12<sup>-</sup> Isomer of <sup>196</sup>Au
- 71Be23 R.B.Begzhanov, D.G.Gaffarov, K.T.Salikhbaev - Izv.Akad.Nauk SSSR, Ser.Fiz. 35, 135 (1971); Bull.Acad.Sci.USSR, Phys.Ser. 35, 123 (1972)  
Magnetic Moments of Some Excited States in <sup>151</sup>Sm, <sup>153</sup>Eu, <sup>155</sup>Eu, <sup>155</sup>Gd and <sup>161</sup>Dy
- 71Be36 Z.Berant, R.A.Eisenstein, J.S.Greenberg, Y.Horowitz, U.Smilansky, P.N.Tandon, A.M.Kleinfeld, H.G.Maggi - Phys.Rev.Lett. 27, 110 (1971)  
Investigation of the Reorientation Effect in Cd<sup>110</sup> and Cd<sup>114</sup>
- 71Be69 N.Benczer-Koller - Bull.Amer.Phys.Soc. 16, No.10, 1145, AA1 (1971)  
Lifetime and Magnetic Moment Measurements in Even f<sub>7/2</sub> Shell Nuclei
- 71Be89 A.J.Becker, P.C.Zawislak - Proc.Int.Conf.Angular Correlations in Nuclear Disintegration, Delft, Netherlands (1970), H.van Krugten, B.van Nooijen, Eds., Wolters-Noordhoff Publ., Groningen, p.543 (1971)  
Magnetic Moments for the 265 keV and 280 keV Levels in <sup>75</sup>As
- 71Be90 M.Becker, H.Bertschat, H.-E.Mahnke, E.Recknagel, D.Riegel, R.Sielemann, B.Spellmeyer, T.Wichert, J.Christiansen, W.Witthuhn - Proc.Int.Conf.Angular Correlations in Nuclear Disintegration, Delft, Netherlands (1970), H.van Krugten, B.van Nooijen, Eds., Wolters-Noordhoff Publ., Groningen, p.564 (1971)  
Magnetic Moments and Lifetimes of a (3<sup>+</sup>)-273 keV Level in <sup>74</sup>As and the 1<sup>-</sup>-45 keV Level in <sup>76</sup>As
- 71Bh05 S.K.Bhattacharjee, H.G.Devare, H.C.Jain, M.C.Joshi, C.V.K.Baba - Proc.Int.Conf.Hyperfine Interactions in Excited Nuclei, Rehovot and Jerusalem, Israel (1970); G.Goldring, R.Kalish, Eds., Gordon and Breach, London, Vol.4, 1081 (1971)  
Transient Fields on <sup>103</sup>Rh in Fe at Low Recoil Energies
- 71Bl15 J.Bleck, R.Michaelsen, W.Ribbe, W.Zeitz - Proc.Int.Conf.Hyperfine Interactions in Excited Nuclei, Rehovot and Jerusalem, Israel (1970), G.Goldring, R.Kalish, Eds., Gordon and Breach, London, Vol.1, p.110 (1971)  
Application of the 5/2<sup>-</sup>-State in <sup>63</sup>Ni to hfs-Measurements
- 71Bl16 D.H.Bloch, D.Frosch, E.J.Jaesche, H.Pauli, E.Rinsdorf - Proc.Int.Conf.Hyperfine Interactions in Excited Nuclei, Rehovot and Jerusalem, Israel (1970); G.Goldring, R.Kalish, Eds., Gordon and Breach, London, Vol.1, 356 (1971)  
Measurement of the g Factor of the 469 keV 11/2<sup>-</sup> Level in <sup>109</sup>Cd by Stroboscopic Observation of the Larmor Precession
- 71Bo31 J.Bonn, G.Huber, H.J.Kluge, U.Kopf, L.Kugler, E.-W.Otten - Phys.Lett. 36B, 41 (1971)  
Optical Pumping of Neutron Deficient <sup>187</sup>Hg
- 71Bo64 E.Bozek, J.Golczewski, A.Z.Hrynkiwicz, G.Polok, M.Rybicka, B.Styczen, J.Styczen - Proc.Int.Conf.Angular Correlations in Nuclear Disintegration, Delft, Netherlands (1970), H.van Krugten, B.van Nooijen, Eds., Wolters-Noordhoff Publ., Groningen, p.571 (1971)  
The Perturbed Angular Correlations for the (596 - 42) keV Cascade in <sup>62</sup>Cu
- 71Bo65 E.Bodenstedt - Proc.Int.Conf.Angular Correlations in Nuclear Disintegration, Delft, Netherlands (1970), H.van Krugten, B.van Nooijen, Eds., Wolters-Noordhoff Publ., Groningen, p.577 (1971)  
Quadrupole Interactions and Quadrupole Moments
- 71Br03 N.Brauer, D.Focke, B.Lehmann, E.Matthias, D.Reigel - Phys.Lett. 34B, 54 (1971)  
In-Beam Nuclear Magnetic Resonance of the 159 μs Level in <sup>115</sup>Sn
- 71Br31 N.Brauer, B.Focke, B.Lehmann, K.Nishiyama, D.Riegel - Z.Phys. 244, 375 (1971)  
Magnetic Moments of Isomeric Levels in the Br-Isotopes Measured with In-Beam NMR-PAC
- 71Bu10 S.Buttgenbach, G.Meisel - Z.Phys. 244, 149 (1971)  
Hyperfine Structure Measurements in the Ground States <sup>4</sup>F<sub>3/2</sub>, <sup>4</sup>F<sub>5/2</sub> and <sup>4</sup>F<sub>7/2</sub> of Ta<sup>181</sup> with the Atomic Beam Magnetic Resonance Method
- 71Ch02 W.J.Childs, L.S.Goodman - Phys.Rev. A3, 25 (1971)  
Hyperfine and Zeeman Studies of Low-Lying Atomic Levels of La<sup>139</sup> and the Nuclear Electric-Quadrupole Moment
- 71Ch10 J.Christiansen, H.-E.Mahnke, E.Recknagel, D.Riegel, W.Witthuhn - Nucl.Phys. A164, 367 (1971)  
Lifetime and g-Factor of the 273 keV Level in <sup>74</sup>As

- 71Ch25 J.Charbonneau, N.V.De Castro Faria, J.L'Ecuyer, D.Vitoux - Bull.Amer.Phys.Soc. 16, No.4, 625, JH2 (1971)  
Quadrupole Moments of the First Excited State of  $^{58,60,62,64}\text{Ni}$
- 71Ch28 J.Christiansen, H.Ingwersen, H.G.Johann, W.Klinger, W.Kreische, W.Lampert, G.Schatz, W.Witthuhn - Phys.Lett. 35B, 501 (1971); Priv.Comm. (July 1973)  
The g-Factor of the Isomeric  $9/2^+$  State of  $^{81}\text{Br}$
- 71Ch61 S.Chang, R.Gupta, W.Happer - Phys.Rev.Lett. 27, 1036 (1971)  
Hyperfine Structures of Optically Inaccessible Excited Atomic States
- 71Cl13 D.Cline, P.Jennens, C.W.Towsley, H.S.Gertzman - Bull.Amer.Phys.Soc. 16, No.10, 1156, BC5 (1971)  
The Static Quadrupole Moments of the First Excited States of  $^{148}\text{Sm}$ ,  $^{150}\text{Sm}$  and  $^{152}\text{Sm}$
- 71Co08 S.Cochavi, J.M.McDonald, D.B.Fossan - Phys.Rev. C3, 1352 (1971)  
Experimental Study of Electromagnetic Matrix Elements in  $^{92}\text{Mo}$
- 71Co34 V.W.Cohen, A.Hug, F.M.Pichanick - Bull.Amer.Phys.Soc. 16, No.11, 1352, EB6 (1971)  
The Nuclear Magnetic Moment of  $\text{Na}^{23}$
- 71Cr01 P.A.Crowley, J.R.Kerns, J.X.Saladin - Phys.Rev. C3, 2049 (1971)  
Coulomb-Excitation Measurements on the Isotopes  $\text{Nd}^{144}$ ,  $\text{Nd}^{146}$ , and  $\text{Nd}^{148}$
- 71Da01 O.B.Dabbousi, M.H.Prior, H.A.Shugart - Phys.Rev. C3, 1326 (1971)  
Nuclear Spins of  $^{125}\text{Cs}$  and  $^{136}\text{Cs}$ , Hyperfine-Structure Separation and Nuclear Magnetic Moment of  $^{125}\text{Cs}$ ,  $^{127}\text{Cs}$ , and  $^{136}\text{Cs}$
- 71Da36 S.J.Davis, J.J.Wright, L.C.Balling - Bull.Amer.Phys.Soc. 16, No.1, 85, EH5 (1971)  
Hyperfine Structure of the Ground State of  $\text{Mn}^{55}$
- 71De29 N.V.de Castro Faria, J.Charbonneau, J.L'Ecuyer, R.J.A.Levesque - Nucl.Phys. A174, 37 (1971)  
L'Effet de Reorientation dans le Premier Etat Excite du  $^{46}\text{Ti}$  et du  $^{48}\text{Ti}$
- 71De55 H.de Vries, G.J.C.Van Niftrik, L.Lapikas - IKO Progr.Rept.70/71, P.I-11 (1971)  
Elastic Electron Scattering Through  $180^\circ$  from the Magnetization Distribution of the  $1f_{7/2}$ -Shell Nuclei  $\text{Sc}$ ,  $\text{V}$  and  $\text{Co}$
- 71Do17 O.Dorum, B.Selsmark - Nucl.Instrum.Methods 97, 243 (1971)  
Measurements on the g-Factor of Short-Lived Excited Nuclear States with the Application of a Sum-Technique
- 71Dr 10 H.Drost, W.Weiss, G.Weyer - Proc.Int.Conf.Angular Correlations in Nuclear Disintegration, Delft, Netherlands (1970), H.van Krugten, B.van Nooijen, Eds., Wolters-Noordhoff Publ., Groningen, p.549 (1971)  
Magnetic Moment and Half-Life of the First Excited State in  $^{134}\text{Cs}$
- 71Du05 T.W.Ducas, M.S.Feld, L.W.Ryan, Jr., N.Skribanowitz, A.Javan - Bull.Amer.Phys.Soc. 16, No.4, 531, DD4 (1971); Oral Report  
Hyperfine Structure of  $\text{Ne}^{21}$  Using Laser-Induced Line Narrowing
- 71Ed04 N.Edelstein - J.Chem.Phys. 54, 2488 (1971)  
Analysis of the Electron Paramagnetic Resonance Spectrum of Divalent Es in  $\text{CaF}_2$
- 71Ek01 C.Ekstrom, M.Olsmats, B.Wannberg - Nucl.Phys. A170, 649 (1971)  
Nuclear Spins of Neutron-Deficient Thulium Isotopes
- 71Es03 G.Eska, E.Hagn, T.Butz, P.Kienle, E.Umlauf - Phys.Lett. 36B, 328 (1971)  
Measurements of NMR on Oriented  $^{192}\text{Ir}$  and  $^{191}\text{Ir-m}$  in Ni and Fe Host Lattices
- 71Fi03 H.Figger, G.Wolber, S.Penselin - Phys.Lett. 34A, 21 (1971)  
Precision Measurement of the Hyperfine Structure of  $^{175}\text{Lu}$  with the Atomic Beam Magnetic Resonance Method
- 71Fo24 R.A.Fox, P.D.Johnston, C.J.Sanctuary, N.J.Stone - Proc.Int.Conf.Hyperfine Interactions in Excited Nuclei, Rehovot and Jerusalem, Israel (1970); G.Goldring, R.Kalish, Eds., Gordon and Breach, London, Vol.1, 339 (1971)  
NMR/ON of  $^{110}\text{Ag-m}$  in Fe and Ni and  $^{96}\text{Tc}$  in Fe
- 71Fu18 G.F.Fulop - Thesis, New York Univ. (1971); Diss.Abstr.Int. 32B, 4125 (1971)  
Hyperfine Structure and Isotope Shift of 3.5-h Mercury 193 by a New Zeeman-Scanned Optical Pumping Method
- 71Go39 G.Goldring, R.Kalish, Eds. - Proc.Int.Conf.Hyperfine Interactions in Excited Nuclei, Rehovot and Jerusalem, Israel (1970), Gordon and Breach, London, Vol.1-4 (1971)
- 71Gr60 B.Greenebaum - Bull.Amer.Phys.Soc. 16, No.4, 620, JE13 (1971)  
Nuclear Magnetic Moment of  $\text{Ag}^{102m}$
- 71Gr61 B.Greenebaum, W.J.Childs, L.S.Goodman - Bull.Amer.Phys.Soc. 16, No.4, 532, DD6 (1971)  
Hyperfine Splitting in the  $824\text{-cm}^{-1}$   $^3\text{F}_4$  Atomic Level of  $\text{Pt}^{195}$
- 71Gu06 C.Gunther, B.Skaali, R.Bauer, B.Herskind - Nucl.Phys. A164, 321 (1971)  
Quadrupole Interaction of Hf in Hafnium Metal Single Crystals after Recoil Implantation

- 71Ha08 R.P.Harper, A.Christy, I.Hall, I.M.Naqib, B.Wakefield - Nucl.Phys. A162, 161 (1971)  
Measurement of the Static Quadrupole Moments of the First  $2^+$  States of  $^{108}\text{Pd}$ ,  $^{110}\text{Pd}$  and  $^{110}\text{Cd}$
- 71Ha67 R.C.Haskell, R.L.Williams, Jr., L.Madansky - Bull.Amer.Phys.Soc. 16, No.12, 1417, PF7 (1971)  
Measurement of the Nuclear Magnetic Dipole Moment of  $^6\text{Li}$  by Implantation in Metal Foils
- 71Ha70 W.Happer, A.Lurio, W.Nagourney - Bull.Amer.Phys.Soc. 16, No.3, 310, AF10 (1971)  
Low-Field Level Crossing Measurements of Lithium $^7$  Hyperfine Structures and Lifetimes in the First and Second Excited P States
- 71He21 R.Hensler, J.W.Tape, N.Benczer-Koller, J.R.MacDonald - Phys.Rev.Lett. 27, 1587 (1971)  
Mean Lifetime and Magnetic Moment of the 2.95-MeV ( $6^+$ ) State of  $^{54}\text{Fe}$
- 71Hi12 A.T.Hirshfeld, D.D.Hoppes, W.B.Mann, F.J.Schima - Proc.Int.Conf.Hyperfine Interactions in Excited Nuclei, Rehovot and Jerusalem, Israel (1970); G.Goldring, R.Kalish, Eds., Gordon and Breach, London, Vol.1, 335 (1971)  
Nuclear Orientation of  $^{82}\text{Br}$  in Iron
- 71In04 H.Ingwensen, W.Klinger, W.Kreische, W.Lampert, G.Schatz, W.Witthuhn, E.A.Ivanov - Nucl.Phys. A171, 241 (1971)  
Lifetime and g-Factor of the 181 keV Level in  $^{78}\text{Br}$
- 71Iv04 E.A.Ivanov, G.Pascovici - Proc.Int.Conf.Hyperfine Interactions in Excited Nuclei, Rehovot and Jerusalem, Israel (1970); G.Goldring, R.Kalish, Eds., Gordon and Breach, London, Vol.4, 1180 (1971)  
g-Factor Measurements for the 160  $\mu\text{s}$  State in  $^{115}\text{Sn}$  and 340  $\mu\text{s}$  State in  $^{117}\text{Sb}$  Excited by Pulsed Beam Bombardments on Liquid Metallic Targets
- 71Ka30 J.Kaufmann, W.Sahm, A.Schwenk - Z.Naturforsch. 26a, 1384 (1971)  
 $^{73}\text{Ge}$  Nuclear Magnetic Resonance Studies
- 71Ka33 E.N.Kaufmann, D.E.Murnick, C.T.Alonso, L.Grodzins - Proc.Int.Conf.Hyperfine Interactions in Excited Nuclei, Rehovot and Jerusalem, Israel (1970), G.Goldring, R.Kalish, Eds., Gordon and Breach, London, Vol. 4, p.1033 (1971)  
Implantation Perturbed Angular Correlation Studies of  $^{182}\text{Er}$ ,  $^{184}\text{Er}$ ,  $^{186}\text{W}$  in Gadolinium Single Crystals
- 71Ka68 R.Kalish, W.J.Kossler - Proc.Int.Conf.Hyperfine Interactions in Excited Nuclei, Rehovot and Jerusalem, Israel (1970), G.Goldring, R.Kalish, Eds., Gordon and Breach, London, Vol.1, p.123 (1971)  
Precession Measurements of  $6^+$  and  $8^+$  Rotational States in Even Dy Isotopes
- 71Ki13 W.C.King, Z.W.Grabowski, R.P.Scharenberg - Phys.Rev. C4, 1382 (1971); R.P.Scharenberg - Priv.Comm. (April 1972)  
Magnetic Dipole Moments of the First  $2^+$  States in  $\text{Os}^{192}$  and  $\text{Pt}^{192}$ ; Room-Temperature Nuclear-Magnetic-Resonance Measurement of the Os Hyperfine Field in Fe and Ni Hosts
- 71Kl06 A.M.Kleinfeld, G.Kraft, H.Maggi, D.Werdecker - Bull.Amer.Phys.Soc. 16, No.4, 643, KE11 (1971)  
Reorientation Effect Measurement of  $Q_2^+$  in  $^{124}\text{Te}$ ,  $^{126}\text{Te}$  and  $^{128}\text{Te}$
- 71Kr15 K.S.Krane, J.R.Sites, W.A.Steyert - Phys.Rev. C4, 1329 (1971)  
Electron-Capture and  $\beta^-$  Decay of  $^{122}\text{Sb}$  Oriented in Iron
- 71Kr19 K.S.Krane, C.E.Olsen, J.R.Sites, W.A.Steyert - Phys.Rev. C4, 1942 (1971)  
Parity Mixing and Nuclear Structure in the Decays from Oriented  $^{153}\text{Gd}$  and  $^{161}\text{Tb}$
- 71La24 S.A.Lane, J.X.Saladin - Bull.Amer.Phys.Soc. 16, No.10, 1157, BC12 (1971)  
Determination of Excited State Quadrupole Moments in Even-Even Os-Isotopes
- 71Le17 P.M.S.Lesser, D.Cline, A.Bahnsen, C.K.Cline, R.M.Horoshko - Bull.Amer.Phys.Soc. 16, No.1, 12, AD1 (1971)  
Measurements of Static Quadrupole Moments in  $^{48}\text{Ti}$ ,  $^{56}\text{Fe}$ ,  $^{58}\text{Ni}$  and  $^{60}\text{Ni}$
- 71Lu15 O.Lutz, A.Nolle, A.Uhl - Z.Phys. 248, 159 (1971)  
The Hyperfine Structure Anomalies of  $^{67}\text{Ga}$ ,  $^{69}\text{Ga}$ ,  $^{71}\text{Ga}$ ,  $^{72}\text{Ga}$ ,  $^{113}\text{In}$ ,  $^{115}\text{In}$ , and  $^{117}\text{m-In}$
- 71Ma59 K.H.Maier, J.R.Leigh, R.M.Diamond - Nucl.Phys. A176, 497 (1971)  
Measurement of the Magnetic Moment and Lifetime of the  $13/2^+$  Level in  $^{205}\text{Pb}$
- 71Ma70 K.H.Maier, J.R.Leigh, F.Puhlhofer, R.M.Diamond - J.Phys.(Paris) 32, Suppl.No.11-12, Colloq.C6-221 (1971)  
Excited Levels in  $N = 126$  Isotones Studied by  $(\text{HI}, \text{xny})$ -Reactions
- 71Mi06 T.Minamisono, K.Matuda, A.Mizobuchi, K.Sugimoto - J.Phys.Soc.Jap. 30, 311 (1971)  
Quadrupole Effects in NMR Spectra on Short-Lived  $\beta$ -Radioactive Nuclei,  $^{12}\text{B}$  and  $^{12}\text{N}$
- 71Na10 K.Nakai, B.Skaali, N.J.S.Hansen, B.Herskind - Phys.Rev.Lett. 27, 155 (1971)  
Nuclear Lifetime and g Factor of the  $19/2^-$  Isomeric State in  $^{43}\text{Sc}$

- 71Na14 A.Nakada, Y.Torizuka, Y.Horikawa - Phys.Rev.Lett. 27, 745 (1971); Erratum Phys.Rev.Lett. 27, 1102 (1971)  
Determination of the Deformation in  $^{12}\text{C}$  from Electron Scattering
- 71Na16 S.Nagamiya, T.Katou, T.Nomura, T.Yamazaki - J.Phys.Soc.Japan 31, 319 (1971)  
Magnetic Moments of the  $8^+$  Isomeric States of  $^{90}\text{Zr}$  and  $^{92}\text{Mo}$
- 71Ni01 A.K.Nigam, R.Bhattacharyya - Nucl.Phys. A164, 411 (1971)  
The g-Factor Measurement of the 206 keV  $9/2^-$  State of  $^{187}\text{Re}$
- 71No06 T.Nomura, T.Yamazaki, S.Nagamiya, T.Katou - Phys.Rev.Lett. 27, 523 (1971)  
Magnetic Moment of the Lowest  $6^+$  State in  $^{42}\text{Ca}$  and Effects of the Deformed States
- 71Ot04 E.W.Otten - Proc.Int.Conf.Hyperfine Interactions in Excited Nuclei, Rehovot and Jerusalem, Israel (1970), G.Goldring, R.Kalish, Eds., Gordon and Breach, London, Vol.2, p.363 (1971)  
Dynamical Polarization by Optical Pumping
- 71Ra22 W.L.Randolph, Jr., R.R.Borchers, R.Michaelsen, D.W.Haag, W.Ribbe - Phys.Rev.Lett. 27, 603 (1971)  
Magnetic Moments of the  $7/2^-$  Mirror States in  $^{37}\text{Ar}$  and  $^{37}\text{K}$
- 71Re01 B.Reuse - Nucl.Phys. A160, 363 (1971)  
Messungen von g-Faktoren für den Fall untrennbarer Energien der  $\gamma\gamma$  Kaskade
- 71Re06 R.C.Reno, M.Fishbein, C.Hohenemser - Nucl.Phys. A163, 161 (1971)  
Lifetime and g-Factor of the 74.8 keV State of  $^{100}\text{Rh}$
- 71Re23 R.J.Reimann, C.C.Chan, M.N.McDermott - Bull.Amer.Phys.Soc. 16, No.4, 532, DD7 (1971); Oral Report (April 1971)  
Nuclear Orientation of  $I = 13/2$  Mercury Isomers
- 71Re24 R.J.Reimann, B.D.Geelhood, M.N.McDermott - Bull.Amer.Phys.Soc. 16, No.8, 848, FB9 (1971)  
Level Crossing in  $^{199}\text{m-Hg}$
- 71Ro17 M.Rots, R.Silverans, R.Coussement - Nucl.Phys. A170, 240 (1971); Priv.Comm. (March 1972)  
Magnetic Moments and Mixing Ratios in the  $\gamma$ -Decay of  $^{125}\text{Te}$
- 71Ro37 W.M.Roney, R.R.Borchers - Proc.Int.Conf.Hyperfine Interactions in Excited Nuclei, Rehovot and Jerusalem, Israel (1970), G.Goldring, R.Kalish, Eds., Gordon and Breach, London, Vol.4, p.1182 (1971)  
IMPAC Measurement on Levels of  $^{125}\text{Te}$
- 71Sc30 R.P.Scharenberg, W.R.Lutz, J.A.Thomson - Bull.Amer.Phys.Soc. 16, No.10, 1155, BC3 (1971)  
The Quadrupole Moment of the 434 keV  $2^+$  State in  $\text{Pd}^{108}$
- 71Se12 T.Seo, T.Hayashi - Annu.Rep.Res.Reactor Inst., Kyoto Univ. 4, 77 (1971)  
The Magnetic Moments of Two Excited States in  $^{182}\text{W}$
- 71Si25 S.H.Sie, I.A.Fraser, J.S.Greenberg, A.H.Shaw, R.G.Stokstad, D.A.Bromley - Bull.Amer.Phys.Soc. 16, No.4, 515, BG9 (1971)  
Studies of the Excited States g-Factors in  $\text{Os}^{188,192}$
- 71Si32 P.Sioshanski, D.A.Garber, Z.W.Grabowski, W.C.King, R.P.Scharenberg, R.M.Wheeler - Bull.Amer.Phys.Soc. 16, No.10, 1156, BC11 (1971)  
Comparison of Impact and Radioactivity g-Factor Measurements with  $\text{Os}^{192}$  in Nickel
- 71Si33 S.H.Sie - Thesis, Yale Univ. (1971); Diss.Abstr.Int., 32B, 3573 (1972)  
Magnetic Moments of Excited States in  $\text{Os}^{188}$  and  $\text{Os}^{192}$
- 71Sp14 G.D.Sprouse - Proc.Int.Conf.Hyperfine Interactions in Excited Nuclei, Rehovot and Jerusalem, Israel (1970); G.Goldring, R.Kalish, Eds., Gordon and Breach, London, Vol.3, 931 (1971)  
Hyperfine Interactions of Fast Recoil Nuclei in Gas
- 71Sp16 D.Spanjaard, R.A.Fox, J.D.Marsh, N.J.Stone - Proc.Int.Conf.Hyperfine Interactions in Excited Nuclei, Rehovot and Jerusalem, Israel (1970), G.Goldring, R.Kalish, Eds., Gordon and Breach, London, Vol.1, p.113 (1971)  
Nuclear Orientation of  $^{175}\text{Yb}$  in Fe and Au and  $^{137}\text{Ce-m}$  in Fe and Ni Using Ion Implantation
- 71St12 R.M.Sternheimer, R.F.Peierls - Phys.Rev. A3, 837 (1971)  
Quadrupole Antishielding Factors, and the Nuclear Quadrupole Moments of Several Alkali Isotopes
- 71St44 R.M.Sternheimer, R.F.Peierls - Phys.Rev. A4, 1722 (1971)  
Calculation of Fine-Structure Splittings and Quadrupole Antishielding Factors for Atomic States
- 71St46 N.J.Stone - Proc.Int.Conf.Hyperfine Interactions in Excited Nuclei, Rehovot and Jerusalem, Israel (1970), G.Goldring, R.Kalish, Eds., Gordon and Breach, London, Vol.1, p.237 (1971)  
A Review of Recent Developments in Low Temperature Nuclear Orientation
- 71Su09 A.W.Sunyar, P.Thieberger, W.Gelletly, M.Mariscotti - Bull.Amer.Phys.Soc. 16, No.1, 13, AD5 (1971)  
 $\text{Ni}^{62}(\alpha, n\gamma)\text{Cu}^{64}$  Reaction Studies at  $E = 40$  MeV

- 71Su13 K. Sugimoto, A. Mizobuchi, T. Minamisono - Proc. Int. Conf. Hyperfine Interactions in Excited Nuclei, Rehovot and Jerusalem, Israel (1970), G. Goldring, R. Kalish, Eds., Gordon and Breach, London, Vol. 1, p. 325 (1971)  
Magnetic Moment of  $\beta$ -Emitter  $^{29}\text{P}$
- 71Th14 J. A. Thomson, R. P. Scharenberg, W. R. Lutz - Phys. Rev. C4, 1699 (1971)  
Energy Dependence of the Reorientation Effect and the Static Quadrupole Moment of the 0.847-MeV  $2^+$  State in  $^{56}\text{Fe}$
- 71Va39 H. van Krugten, B. van Nooijen, Eds. - Proc. Int. Conf. Angular Correlations in Nuclear Disintegration, Delft, Netherlands (1970), Wolters-Noordhoff Publ., Groningen (1971)
- 71Vi01 D. Vitoux, R. C. Haight, J. X. Saladin - Phys. Rev. C3, 718 (1971)  
Coulomb Excitation of the First  $2^+$  State of  $^{24}\text{Mg}$
- 71Vo03 C. von Platen, J. Bonn, U. Kopf, R. Neugart, E.-W. Otten - Z. Phys. 244, 44 (1971)  
Spin Exchange Polarization and Hfs Anomaly Measurements of  $\beta$ -Active  $^{37}\text{K}$
- 71Wa03 H. F. Wagner, J. Lange - Z. Phys. 242, 292 (1971)  
Investigation of the Two Quasiparticle Rotational Band at 1172 keV in  $^{172}\text{Yb}$  and Determination of the  $g(R)$ -Factor of the  $3^+$  Band Head
- 71Wa07 D. Ward, J. S. Geiger, R. L. Graham - Bull. Amer. Phys. Soc. 16, No. 1, 14, AD14 (1971)  
Static Quadrupole Moments of the First  $2^+$  Levels in  $^{110}\text{Pd}$ ,  $^{106}\text{Pd}$ ,  $^{104}\text{Pd}$
- 71Wi08 H. Winkler, D. Ruter, E. Gerdau, J. Braunsfurth - Z. Phys. 243, 166 (1971)  
The  $g$ -Factor of the 181 keV Level of  $^{99}\text{Tc}$  and Hyperfine Fields of Tc in Fe, Co, Ni
- 71Wi09 R. L. Williams, Jr., L. Madansky - Phys. Rev. C3, 2149 (1971)  
 $^{13}\text{B}$  Nuclear Magnetic Dipole Moment
- 71Wi12 A. Winnacker, H. Ackermann, D. Dubbers, J. Mertens, P. von Blanckenhagen - Z. Phys. 244, 289 (1971)  
Relaxation Phenomena and Nuclear Magnetic Resonance of  $^{115}\text{In}$  ( $T_{1/2}=14\text{s}$ ) Produced by Capture of Polarized Neutrons in the Indium III-V Compounds
- 71Wi28 R. L. Williams, Jr., R. C. Haskell, L. Madansky - Bull. Amer. Phys. Soc. 16, No. 12, 1417, FF5 (1971)  
Observation of Quadrupole Splitting of  $^{12}\text{B}$  in a Single Crystal
- 72Ac04 Use Reference 73Ac03
- 72Ad14 K.-E. Adelroth, C. Ekstrom - Nucl. Phys. A198, 380 (1972)  
Hyperfine Structure and Nuclear Moments of  $^{166}\text{Tm}$
- 72Ao01 A. Aoki, T. Seo, T. Tomiyama - Contrib. Int. Conf. Nuclear Moments and Nuclear Structure, Osaka, Japan, p. 187 (1972)  
The  $g$ -Factor of the 133 keV Excited State of  $^{133}\text{Cs}$
- 72Av01 R. Avida, I. Ben-Zvi, G. Goldring, S. S. Hanna, P. N. Tandon, Y. Wolfson - Nucl. Phys. A182, 359 (1972)  
Magnetic Moment of the First Excited State of  $^{10}\text{B}$
- 72Ba22 F. Bacon, G. Kaindl, H.-E. Mahnke, D. A. Shirley - Phys. Rev. Lett. 28, 720 (1972)  
Nuclear Magnetic Resonance on Oriented Platinum-195m in Iron
- 72Ba82 Use Reference 73Ba84
- 72Ba86 Use Reference 73Ba83
- 72Ba87 Use Reference 73Ba82
- 72Ba88 A. R. Barnett, S. F. Biagi, D. K. Olsen, W. R. Phillips - Contrib. Int. Conf. Nuclear Moments and Nuclear Structure, Osaka, Japan, p. 205 (1972)  
Coulomb Excitation of  $^{208}\text{Pb}$  with Heavy Ions
- 72Be43 A. J. Becker, K. S. Krane, R. M. Steffen - Bull. Amer. Phys. Soc. 17, No. 1, 138, KE7 (1972)  
Perturbations on Thulium-169 Nuclei in Implanted Sources in Iron
- 72Be60 Use Reference 73Be69
- 72Be61 Use Reference 73Be70
- 72Be62 Use Reference 73Be71
- 72Bl14 Use Reference 73Bl12
- 72Bo09 J. Bonn, G. Huber, H.-J. Kluge, L. Kugler, E. W. Otten - Phys. Lett. 38B, 308 (1972)  
Sudden Change in the Nuclear Charge Distribution of Very Light Mercury Isotopes
- 72Bo44 Use Reference 73Bo53
- 72Br42 Use Reference 73Br37
- 72Ch36 R. C. Chopra, P. N. Tandon - Contrib. Int. Conf. Nuclear Moments and Nuclear Structure, Osaka, Japan, p. 229 (1972)  
Magnetic Moment of the 265 keV  $3/2^-$  Level in  $^{75}\text{As}$
- 72Ch57 S. Chang, C. Tai, W. Happer, R. Gupta - Bull. Amer. Phys. Soc. 17, No. 4, 475, BM6 (1972)  
Cascade-Decoupling Measurements of the Hyperfine Structure of the  $5^2\text{D}_{3/2}$  State of  $\text{Rb}^{85}$  and  $\text{Rb}^{87}$
- 72Cl12 D. Cline, P. Jennens, C. W. Towsley, H. S. Gertzman - Contrib. Int. Conf. Nuclear Moments and Nuclear Structure, Osaka, Japan, p. 213 (1972)  
The Static Quadrupole Moments of the First Excited States of  $^{148}\text{Sm}$ ,  $^{150}\text{Sm}$  and  $^{152}\text{Sm}$

- 72Co12 R.Coussement - Priv.Comm. (March 1972)  
 72Da38 W.Dankwort, J.Ferch, S.Penselin - Priv.Comm. (1972)  
 16-Pole-Interaction in  $\text{Ho}^{165}$  and  $\text{Dy}^{161,163}$   
 72Ek01 C.Ekstrom, S.Engelman, B.Wannberg, I.-L.Iamm - Phys.Lett. 39B, 199 (1972)  
 Nuclear Ground State Spin of  $^{167}\text{Lu}$   
 72Ek03 C.Ekstrom, S.Engelman, M.Olsmats, B.Wannberg - Nucl.Phys. A194, 237 (1972)  
 Hyperfine Structure and Nuclear Moments of  $^{161}\text{Er}$  and  $^{163}\text{Er}$   
 72Ek04 C.Ekstrom, S.Engelman, M.Olsmats, B.Wannberg, G.Andersson, A.Rosen -  
 Nucl.Phys. A196, 178 (1972)  
 Nuclear Spins of Neutron-Deficient Pr and Nd Isotopes  
 72Ek05 C.Ekstrom, S.Engelman, M.Olsmats, B.Wannberg - Phys.Scr. 6, 181 (1972)  
 Nuclear Spins of Neutron-Deficient Promethium, Samarium, Europium and  
 Gadolinium Isotopes  
 72Fa16 Use Reference 73Fa16  
 72Fa17 T.Faestermann, F.Feilitzsch, K.E.G.Lobner, C.Signorini, T.Yamazaki,  
 C.V.K.Baba, D.B.Fossan - Contrib.Int.Conf.Nuclear Moments and Nuclear  
 Structure, Osaka, Japan, p.139 (1972)  
 Lifetime and g-Factor of the 1065-keV ( $15/2^-$ ) State in  $^{211}\text{Po}$   
 72Fe20 J.Ferch - Thesis, Univ.Bonn (1972); Quoted by 72Ro36  
 72Fi14 W.Fischer, H.Huhnermann, K.Mandrek, H.Ihle - Phys.Lett. 40B, 87 (1972)  
 Optical Determination of the Quadrupole Moment of  $^{138}\text{La}$   
 72Fi19 W.Fischer, H.Huhnermann, K.Mandrek - Z.Phys. 254, 127 (1972)  
 Optical Determination of the Nuclear Moments of  $^{137}\text{La}$   
 72Fo19 Use Reference 73Fo21  
 72Gi20 H.M.Gibbs - Priv.Comm. (April 1972)  
 72Go06 G.Goldring, D.A.Hutcheon, W.L.Randolph, D.F.H.Start, M.E.Goldberg, M.Popp -  
 Phys.Rev.Lett. 28, 763 (1972)  
 Hyperfine Interactions of the First Excited  $2^+$  State of  $^{180}\text{O}$  in  $7^+$  and  $6^+$   
 Ions  
 72Go42 L.S.Goodman, H.Diamond, H.E.Stanton - Priv.Comm. (July 1972)  
 Nuclear and Atomic Moments and Hyperfine-Structure Parameters of  $^{253}\text{Es}$  and  
 $^{254\text{m}}\text{Es}$   
 72Gr22 L.Grodzins - Priv.Comm. (July 1972)  
 72Gu26 R.Gupta, S.Chang, W.Happer - Bull.Amer.Phys.Soc. 17, No.4, 476, BM7 (1972)  
 Radio Frequency Spectroscopy in the  $7^2\text{S}_{1/2}$  State of  $\text{Rb}^{85}$  and  $\text{Rb}^{87}$   
 72Ha45 R.A.Haberstroh, T.I.Moran, S.Penselin - Z.Phys. 252, 421 (1972)  
 Direct Measurement of the Nuclear Magnetic Dipole Moment of  $\text{Ho}^{165}$  with The  
 Atomic Beam Magnetic Resonance Method  
 72Ha66 Use Reference 73Ha73  
 72Ha67 Use Reference 73Ha74  
 72Ha68 Use Reference 73Ha71  
 72Ha69 Use Reference 73Ha72  
 72He19 R.Hensler - Priv.Comm. (July 1972)  
 72He26 Use Reference 73He32  
 72Hu08 G.K.Hubler, H.W.Kugel, D.E.Murnick - Phys.Rev.Lett. 29, 662 (1972)  
 Magnetic Moment of the 1.409-MeV  $2^+$  State of  $^{54}\text{Fe}$   
 72In03 H.Ingwensen, W.Klinger, G.Schatz, W.Witthuhn, R.Maschuw -  
 Contrib.Int.Conf.Nuclear Moments and Nuclear Structure, Osaka, Japan,  
 p.161 (1972)  
 Measurement of the g-Factor of the  $21/2^-$  State in  $^{211}\text{At}$   
 72Jo06 K.Johansson, E.Karlsson, L.-O.Norlin, R.A.Windahl, M.R.Ahmed - Nucl.Phys.  
 A188, 600 (1972)  
 g-Factor Experiments on the First Excited  $2^+$  States in  $^{102}\text{Ru}$ ,  $^{106}\text{Pd}$  and  
 $^{110}\text{Cd}$   
 72Jo18 W.R.Johnson - Priv.Comm. (April 1972)  
 Internal Diamagnetic Fields in Free Atoms  
 72Ka13 E.Karlsson - Priv.Comm. (April 1972)  
 72Ke22 Use Reference 73Ke28  
 72Kl02 A.M.Kleinfeld, G.Maggi, W.Werdecker - Contrib.Int.Conf.Nuclear Moments and  
 Nuclear Structure, Osaka, Japan, p.221 (1972)  
 Measurements of the Quadrupole Moments of  $^{124}\text{Te}$ ,  $^{126}\text{Te}$ ,  $^{128}\text{Te}$   
 72Kl05 Use Reference 73Kl17  
 72Kr05 K.S.Krane, J.R.Sites, W.A.Steyert - Phys.Rev. C5, 1104 (1972)  
 Nuclear Structure and Parity Mixing in the Decays from Oriented  $^{182}\text{Ta}$   
 72Kr15 K.S.Krane, W.A.Steyert - Phys.Rev. C6, 2268 (1972)  
 Nuclear Orientation Study of the Decays of  $^{126}\text{Sb}$ ,  $^{127}\text{Sb}$ ,  $^{128}\text{Sb}$   
 72Kr18 K.S.Krane, C.E.Olsen, W.A.Steyert - Nucl.Phys. A197, 352 (1972); Erratum  
 Nucl.Phys. A224, 596 (1974)  
 Nuclear Orientation and Parity-Mixing Studies of the Decays of  $^{171}\text{Er}$  and  
 $^{169,175}\text{Yb}$

- 72Ku10 H.W.Kugel, R.R.Borchers, R.Kalish - Nucl.Phys. A186, 513 (1972)  
Magnetic Moment Measurements of the First (2<sup>+</sup>) and Second (4<sup>+</sup>) States of Even Nd and Sm Nuclei
- 72Le32 T.V.Ledebur, R.Eichler - Contrib.Int.Conf.Nuclear Moments and Nuclear Structure, Osaka, Japan, p.89 (1972)  
Measurement of the g-Factor of the 188 keV Level in <sup>125</sup>I Using a High-Density Gaseous Source
- 72Li12 J.W.Lightbody, Jr. - Phys.Lett. 38B, 475 (1972)  
Electron Scattering from One- and Two-Phonon Vibrational States
- 72Ma24 K.H.Maier, K.Nakai, J.R.Leigh, R.M.Diamond, F.S.Stephens - Nucl.Phys. A186, 97 (1972)  
Stroboscopic Measurement of the g-Factors of the 7<sup>-</sup> Isomer in <sup>206</sup>Pb and the 21/2<sup>+</sup> Isomer in <sup>207</sup>Bi
- 72Me15 J.Menet, P.De Saintignon, J.M.Loiseaux, A.Boudard - Phys.Lett. 40B, 192 (1972)  
g-Factor of an Isomeric Level in <sup>117</sup>Sb
- 72Me16 G.Merzyn, S.Penselin, G.Wolber - Z.Phys. 252, 412 (1972)  
The Hyperfine Structure of the Ground State of Ho<sup>165</sup>
- 72Me25 R.W.Mebs, G.C.Carter, B.J.Evans, L.H.Bennett - Solid State Commun. 10, 769 (1972)  
NMR Chemical Shifts in Cuprous Salts: The Magnetic Moment of Cu
- 72Mi19 Use Reference 73Mi26
- 72Mi20 Use Reference 73Mi25
- 72Mi21 T.Miyokawa, I.Katayama, S.Morinobu, H.Ikegami - Contrib.Int.Conf.Nuclear Moments and Nuclear Structure, Osaka, Japan, p.247 (1972)  
The Magnetic Moment of the 4<sup>+</sup> Ground-Rotational State in <sup>166</sup>Er
- 72Mo48 G.W.Moe, M.N.McDermott - Bull.Amer.Phys.Soc. 17, No.1, 150, KJ8 (1972)  
Level Crossing Measurements in the 5/2<sub>2</sub> State of <sup>109</sup>Ag
- 72Na16 Use Reference 73Na33
- 72Na17 Use Reference 73Na31
- 72Na18 Use Reference 73Na34
- 72Ni01 L.Niesen, W.J.Huiskamp - Physica 57, 1 (1972)  
Nuclear Magnetic Resonance on Oriented Nuclei in a Dilute Paramagnetic Crystal; <sup>57</sup>Co, <sup>58</sup>Co and <sup>60</sup>Co in La<sub>2</sub>Mg<sub>3</sub>(NO<sub>3</sub>)<sub>12</sub>·24H<sub>2</sub>O
- 72Ni03 A.K.Nigam, R.Bhattacharyya - Nucl.Phys. A181, 298 (1972)  
Measurement of the Gyromagnetic Ratio of the 316 keV 7/2<sup>+</sup> State of <sup>169</sup>Tm
- 72Ot03 E.W.Otten - Contrib.Int.Conf.Nuclear Moments and Nuclear Structure, Osaka, Japan, p.36 (1972)  
Determination of Nuclear Spin, Moments and Charge Volume Far from Stability by Optical Pumping
- 72Pe22 S.Penner, J.W.Lightbody, Jr. - Priv.Comm. (1972)
- 72Pr21 Program Committee, Eds. - Contrib.Int.Conf.Nuclear Moments and Nuclear Structure, Osaka, Japan (1972)
- 72Ra27 R.S.Raghavan, P.Raghavan - Phys.Rev.Lett. 28, 54 (1972)  
Quadrupole Moment of the 660-keV 'Rotational' Level of <sup>117</sup>In
- 72Ri13 Use Reference 73Ri17
- 72Ro30 R.Rougnny, M.Meyer-Levy, I.Berkes, G.Lhersonneau, A.Trancy - Contrib.Int.Conf.Nuclear Moments and Nuclear Structure, Osaka, Japan, p.219 (1972)  
Electromagnetic Properties of 2<sup>+</sup> and 2<sup>+</sup>' States of <sup>192</sup>, <sup>194</sup>, <sup>196</sup>Pt
- 72Ro36 A.Rosen, H.Nyqvist - Phys.Scr. 6, 24 (1972)  
Hyperfine Structure Investigation of <sup>153</sup>Dy, <sup>155</sup>Dy and <sup>157</sup>Dy
- 72Ro37 A.Rosen - Phys.Scr. 6, 37 (1972)  
Hyperfine Structure Analysis for the Ground Configuration of Bismuth
- 72Sc35 Use Reference 73Sc36
- 72Sc36 Use Reference 73Sc38
- 72Se15 T.Seo, T.Hayashi - Contrib.Int.Conf.Nuclear Moments and Nuclear Structure, Osaka, Japan, p.239 (1972)  
The Magnetic Moments of the K<sub>π</sub> = 2<sup>-</sup> Band in <sup>182</sup>W
- 72Sh01 D.A.Shirley - Priv.Comm. (January 1972)
- 72Si21 R.E.Silverans, R.Coussement, G.Dumont, H.Pattyn, I.Vanneste - Nucl.Phys. A193, 367 (1972)  
Magnetic Moment of the 11/2<sup>-</sup> Isomer of <sup>125</sup>Te
- 72Si31 R.E.Silverans, R.Coussement, E.Schoeters, L.Vanneste - Contrib.Int.Conf.Nuclear Moments and Nuclear Structure, Osaka, Japan, p.231 (1972)  
Magnetic Moments of <sup>127</sup>g-Te and <sup>129</sup>g-Te
- 72Su05 Use Reference 73Su09
- 72To12 C.W.Towsley, D.Cline, R.N.Horoshko - Contrib.Int.Conf.Nuclear Moments and Nuclear Structure, Osaka, Japan, p.189 (1972)  
Measurements of Quadrupole Deformation in <sup>50</sup>, <sup>52</sup>, <sup>54</sup>Cr

- 72To13 C.W.Towsley, R.Cook, D.Cline, R.N.Horoshko - Contrib.Int.Conf.Nuclear Moments and Nuclear Structure, Osaka, Japan, p.209 (1972); Priv.Comm. (August 1973)  
Measurement of the Shapes of  $^{130}\text{Ba}$ ,  $^{134}\text{Ba}$ ,  $^{136}\text{Ba}$
- 72Va25 L.Vanneste, R.Coussement, G.Dumont, H.Pattyn, E.Schoeters, R.E.Silverans - Contrib.Int.Conf.Nuclear Moments and Nuclear Structure, Osaka, Japan, p.235 (1972)  
Study of the Magnetic Moments of the Tellurium Isomers by Nuclear Orientation
- 72Va26 L.Vanneste, R.E.Silverans, E.Schoeters, H.Hubel, C.Gunther - Contrib.Int.Conf.Nuclear Moments and Nuclear Structure, Osaka, Japan, p.233 (1972)  
Magnetic Moments of  $^{183}\text{Re}$ ,  $^{184}\text{Re}$  and  $^{184\text{m}}\text{Re}$  Measured by Nuclear Orientation
- 72Ya08 Y.Yamazaki, S.Nagamiya, T.Nomura, K.Nakai, T.Yamazaki - Contrib.Int.Conf.Nuclear Moments and Nuclear Structure, Osaka, Japan, p.153 (1972)  
Magnetic Moment of the Core Excited Isomer of  $[(\pi h^2_{g/2})^8 + \nu 5^-(208\text{Pb})] 13^-$  in  $^{210}\text{Po}$
- 73Ab03 M.M.Abraham, L.A.Boatner, C.B.Finch, R.W.Reynolds, W.P.Uruh - Phys.Lett. 44A, 527 (1973)  
EPR Determination of the Nuclear Spins and Magnetic Moments of  $^{243}\text{Cm}$  and  $^{247}\text{Cm}$
- 73Ac03 H.Ackermann, D.Dubbers, M.Grupp, P.Heitjans, G.zu Putlitz, H.-J.Stockmann - Proc.Int.Conf.Nuclear Moments and Nuclear Structure, Osaka, Japan (1972), H.Horie, K.Sugimoto, Eds., p.215 (1973); J.Phys.Soc.Jap. 34 Suppl. (1973)  
Nuclear Electric Quadrupole Moment of the  $\beta$ -Emitter  $^{20}\text{F}$
- 73An12 G.Andersson, A.Rosen - Priv.Comm. (September 1973)
- 73Ba82 C.V.K.Baba, D.B.Fossan, T.Faestermann, F.Feilitzsch, P.Kienle, C.Signorini - Proc.Int.Conf.Nuclear Moments and Nuclear Structure, Osaka, Japan (1972), H.Horie, K.Sugimoto, Eds., p.239 (1973); J.Phys.Soc.Jap. 34 Suppl. (1973)  
 $g(\pi h^2_{g/2}, J)$  Difference for  $6^+$  and  $8^+$  States in  $^{210}\text{Po}$
- 73Ba83 F.Bacon, G.Kaindl, H.-E.Mahnke, D.A.Shirley - Proc.Int.Conf.Nuclear Moments and Nuclear Structure, Osaka, Japan (1972), H.Horie, K.Sugimoto, Eds., p.243 (1973); J.Phys. Soc.Jap. 34 Suppl. (1973)  
Magnetic Moments of the  $12^-$  States in  $^{196,198,200}\text{Au}$
- 73Ba84 C.V.K.Baba, D.B.Fossan, T.Faestermann, F.Feilitzsch, M.R.Maier, P.Raghavan, R.S.Raghavan, C.Signorini - Proc.Int.Conf.Nuclear Moments and Nuclear Structure, Osaka, Japan (1972), H.Horie, K.Sugimoto, Eds., p.260 (1973); J.Phys.Soc.Jap. 34 Suppl. (1973)  
 $g$  and  $\tau$  Results for High-Spin Isomers in  $^{91}\text{Nb}$  and  $^{91}\text{Zr}$
- 73Be69 Z.Berant, G.Goldring, M.Hass, Y.S.Horowitz - Proc.Int.Conf.Nuclear Moments and Nuclear Structure, Osaka, Japan (1972), H.Horie, K.Sugimoto, Eds., p.185 (1973); J.Phys. Soc.Jap. 34 Suppl. (1973)  
The Magnetic Moment of the  $3^-$ , 5.83 MeV Level in  $^{14}\text{N}$  and the Blume-Scherer Model of PAC in Gas with an Arbitrary Correlation Time
- 73Be70 H.Bertschat, H.Haas, W.Leitz, U.Leithauser, K.H.Maier, H.-E.Mahnke, E.Recknagel, W.Semmler, R.Sielemann, B.Spellmeyer, T.Wichert - Proc.Int.Conf.Nuclear Moments and Nuclear Structure, Osaka, Japan (1972), H.Horie, K.Sugimoto, Eds., p.217 (1973); J.Phys.Soc.Jap. 34 Suppl. (1973)  
Magnetic Moments of Excited  $9/2^+$  States Around  $A = 70$  Experimental Values for  $^{67}\text{Zn}$  and  $^{67}\text{Ge}$
- 73Be71 H.Bertschat, H.Kluge, U.Leithauser, E.Recknagel, B.Spellmeyer - Proc.Int.Conf.Nuclear Moments and Nuclear Structure, Osaka Japan (1972), H.Horie, K.Sugimoto, Eds., p.258 (1973); J.Phys. Soc.Jap. 34 Suppl. (1973)  
Magnetic Moment and Half Life of the 215-keV,  $3^+$  State in  $^{72}\text{As}$
- 73Bl12 J.Bleck, R.Butt, K.H.Lindenberger, W.Ribbe, W.Zeitz - Proc.Int.Conf.Nuclear Moments and Nuclear Structure, Osaka, Japan (1972), H.Horie, K.Sugimoto, Eds., p.254 (1973); J.Phys. Soc.Jap. 34 Suppl. (1973)  
Magnetic Moments of Isomeric  $6^-$  States in  $^{64}\text{Cu}$  and  $^{66}\text{Cu}$
- 73Bo53 M.Borsaru, B.Herskind, R.Kalish, K.Nakai - Proc.Int.Conf.Nuclear Moments and Nuclear Structure, Osaka, Japan (1972), H.Horie, K.Sugimoto, Eds., p.262 (1973); J.Phys.Soc.Jap. 34 Suppl. (1973)  
The  $g$ -Factors of High Spin Isomeric States in  $^{114}\text{Sn}$  and  $^{118}\text{Sn}$
- 73Br37 N.Brauer, A.Goldmann, J.Hadijuana, M.v.Hartrott, K.Nishiyama, D.Quitmann, D.Riegel, W.Zeitz - Proc.Int.Conf.Nuclear Moments and Nuclear Structure, Osaka, Japan (1972), H.Horie, K.Sugimoto, Eds., p.281 (1973); J.Phys.Soc.Jap. 34 Suppl. (1973)  
Magnetic Moments of  $[(\pi h^2_{g/2})^2] 8^+$  States in  $^{206}\text{Po}$  and  $^{204}\text{Po}$
- 73Bu15 S.Buttgenbach, M.Herschel, G.Meisel, E.Schrodl, W.Witte, W.J.Childs - Z.Phys. 263, 341 (1973)  
Hyperfine Structure Investigations in the  $^4\text{F}_{9/2}$  Atomic Ground State of  $^{191}\text{Ir}$  and  $^{193}\text{Ir}$



- 73Bu25 S. Buttgenbach, M. Herschel, G. Meisel, E. Schrodler, W. Witte - Z. Phys. 260, 157 (1973)  
Ground State Hyperfine Structure and Nuclear Magnetic Dipole Moments of  $^{177}\text{Hf}$  and  $^{179}\text{Hf}$
- 73CoTa E. R. Cohen, B. N. Taylor - J. Phys. Chem. Ref. Data 2, 663 (1973)  
The 1973 Least-Squares Adjustment of the Fundamental Constants
- 73Co35 V. W. Cohen - Priv. Comm. (December 1973)
- 73Co36 V. W. Cohen - Priv. Comm. (December 1973)
- 73Ek03 C. Ekstrom - Priv. Comm. (September 1973)
- 73Fa16 T. Faestermann, F. Feilitzsch, R. S. Raghavan, C. Signorini, T. Yamazaki, C. V. K. Baba, D. B. Fossan, D. Proetel - Proc. Int. Conf. Nuclear Moments and Nuclear Structure, Osaka, Japan (1972), H. Horie, K. Sugimoto, Eds., p. 261 (1973); J. Phys. Soc. Jap. 34 Suppl. (1973)  
g-Factor Measurement of the 2953-keV State in  $^{94}\text{Mo}$
- 73Fi08 H. Figger, G. Wolber - Z. Phys. 264, 95 (1973)  
Precision Measurement of the Hyperfine Structure of  $\text{Lu}^{175}$  with the Atomic Beam Magnetic Resonance Method
- 73Fo21 B. Focke, A. Goldmann, M. v. Hartrott, K. Nishiyama, D. Riegel - Proc. Int. Conf. Nuclear Moments and Nuclear Structure, Osaka, Japan (1972), H. Horie, K. Sugimoto, Eds., p. 282 (1973); J. Phys. Soc. Jap. 34 Suppl. (1973)  
Magnetic Moment of the  $13/2^+$ , 47  $\mu\text{s}$  State in  $^{207}\text{Po}$
- 73Go47 K. P. Gopinathan, A. P. Agnihotry, S. B. Patel, M. S. Bidarkundi - Proc. Int. Conf. Nuclear Moments and Nuclear Structure, Osaka, Japan (1972), H. Horie, K. Sugimoto, Eds., p. 430 (1973); J. Phys. Soc. Jap. 34 Suppl. (1973)  
Electromagnetic Properties of the 249.7 keV Level in  $^{177}\text{Hf}$
- 73Ha71 R. C. Haskell, L. Madansky - Proc. Int. Conf. Nuclear Moments and Nuclear Structure, Osaka, Japan (1972), H. Horie, K. Sugimoto, Eds., p. 167 (1973); J. Phys. Soc. Jap. 34 Suppl. (1973)  
A Value for the Ratio of  $Q(^{12}\text{B})$  to  $Q(^{13}\text{B})$  Deduced from Quadrupole Couplings in a Mg Single Crystal
- 73Ha72 H. Haas, W. Leitz, H.-E. Mahnke, W. Semmler, R. Sielemann, T. Wichert - Proc. Int. Conf. Nuclear Moments and Nuclear Structure, Osaka, Japan (1972), H. Horie, K. Sugimoto, Eds., p. 221 (1973); J. Phys. Soc. Jap. 34 Suppl. (1973)  
Quadrupole Interactions of Ge-Nuclei in Zn and Ga Following Nuclear Reactions
- 73Ha73 O. Hashimoto, T. Nomura, T. Yamazaki, K. Miyano, M. Ishihara - Proc. Int. Conf. Nuclear Moments and Nuclear Structure, Osaka, Japan (1972), H. Horie, K. Sugimoto, Eds., p. 259 (1973); J. Phys. Soc. Jap. 34 Suppl. (1973)  
Magnetic Moment of the  $8^+ [(9g_{9/2})^{-2}]$  State in  $^{86}\text{Sr}$
- 73Ha74 O. Hashimoto, A. Sumi, T. Nomura, S. Nagamiya, K. Nakai, T. Yamazaki, K. Miyano - Proc. Int. Conf. Nuclear Moments and Nuclear Structure, Osaka, Japan (1972), H. Horie, K. Sugimoto, Eds., p. 269 (1973); J. Phys. Soc. Jap. (1973)  
The g Factor of the  $7^+$  Isomeric State in  $^{202}\text{Tl}$
- 73He32 P. Heubes, H. Ingwersen, H. G. Johann, W. Klinger, W. Lampert, W. Loeffler, G. Schatz, W. Witthuhn - Proc. Int. Conf. Nuclear Moments and Nuclear Structure, Osaka, Japan (1972), H. Horie, K. Sugimoto, Eds., p. 264 (1973); J. Phys. Soc. Jap. 34 Suppl. (1973)  
The Magnetic Moment of the 1.8  $\mu\text{s}$  State in  $^{122}\text{Sb}$
- 73In04 S. Ingelman, C. Ekstrom, M. Olsmats, B. Wannberg - Phys. Scr. 7, 24 (1973)  
Nuclear Spins of Neutron-Deficient Lanthanum and Cerium Isotopes
- 73Ke28 R. G. Kerr, R. D. Larsen, W. R. Lutz, J. A. Thomson, R. P. Scharenberg - Proc. Int. Conf. Nuclear Moments and Nuclear Structure, Osaka, Japan (1972), H. Horie, K. Sugimoto, Eds., p. 144 (1973); J. Phys. Soc. Jap. 34 Suppl. (1973)  
Experimental Foundations of the Reorientation Effect
- 73Kl17 B. Klemme, H. Miemczyk - Proc. Int. Conf. Nuclear Moments and Nuclear Structure, Osaka, Japan (1972), H. Horie, K. Sugimoto, Eds., p. 265 (1973); J. Phys. Soc. Jap. 34 Suppl. (1973)  
The Electric Quadrupole Moment of the 2.083 MeV State of  $^{140}\text{Ce}$  Derived From a TDPAC-Measurement
- 73Kr01 K. S. Krane, C. E. Olsen, W. A. Steyert - Phys. Rev. C7, 263 (1973)  
Parity Mixing and the Nuclear Structure of  $^{183}, ^{184}\text{W}$  and Nuclear Spin-Lattice Relaxation Following the Decays of Oriented  $^{183}, ^{184}\text{g}, ^{184}\text{m}-\text{Re}$
- 73Mi25 T. R. Miller, P. D. Bond, W. A. Little, S. M. Lazarus, M. Takeda, G. D. Sprouse, S. S. Hanna - Proc. Int. Conf. Nuclear Moments and Nuclear Structure, Osaka, Japan (1972), H. Horie, K. Sugimoto, Eds., p. 107 (1973); J. Phys. Soc. Jap. 34 Suppl. (1973)  
Magnetic Moments of Short-Lived States by Use of a Stopper in the Recoil-into-Gas Method

- 73Mi26 T.Minamisono, Y.Nojiri, A.Mizobuchi, K.Sugimoto - Proc.Int.Conf.Nuclear Moments and Nuclear Structure, Osaka, Japan (1972), H.Horie, K.Sugimoto, Eds., p.156 (1973); J.Phys. Soc.Jap. 34 Suppl. (1973)  
Magnetic Moment of  $\beta$ -Emitter  $^{68}\text{B}$
- 73Na31 K.Nagamine, H.Koyama, N.Nishida, M.Takizawa, K.Nakai, T.Yamazaki - Proc.Int.Conf.Nuclear Moments and Nuclear Structure, Osaka, Japan (1972), H.Horie, K.Sugimoto, Eds., p.113 (1973); J.Phys. Soc.Jap. 34 Suppl. (1973)  
Nuclear Structure Studies with Polarized  $^{207}\text{Bi}$ ,  $^{210}\text{Bi}(\text{RaE})$  and Polarized  $^{209}\text{Bi}$  Targets
- 73Na33 K.Nakai, B.Herskind, I.Bergstrom, J.Blomqvist, A.Filevich, K.-G.Rensfelt, J.Sztarkier, S.Nagamiya - Proc.Int.Conf.Nuclear Moments and Nuclear Structure, Osaka, Japan (1972), H.Horie, K.Sugimoto, Eds., p.274 (1973); J.Phys.Soc.Jap. 34 Suppl. (1973)  
The g Factor of the  $12^+$  Isomeric State in  $^{206}\text{Pb}$  and the Effective Orbital g Factor of the Neutron
- 73Na34 S.Nagamiya, Y.Yamazaki, O.Hashimoto, T.Nomura, K.Nakai, T.Yamazaki - Proc.Int.Conf.Nuclear Moments and Nuclear Structure, Osaka, Japan (1972), H.Horie, K.Sugimoto, Eds., p.283 (1973); J.Phys.Soc.Jap. 34 Suppl. (1973)  
Magnetic Moments of High-Spin Isomeric States in Po Isotopes
- 73Ri17 D.Riegel, N.Brauer, B.Pocke, K.Nishiyama - Proc.Int.Conf.Nuclear Moments and Nuclear Structure, Osaka, Japan (1972), H.Horie, K.Sugimoto, Eds., p.181 (1973); J.Phys. Soc.Jap. 34 Suppl. (1973)  
Measurement of the Quadrupole Interaction of Long-Lived States in Liquid Metals
- 73Sc36 H.Schweickert, J.Dietrich, R.Neugart, E.W.Otten - Proc.Int.Conf.Nuclear Moments and Nuclear Structure, Osaka, Japan (1972), H.Horie, K.Sugimoto, Eds., p.164 (1973); J.Phys. Soc.Jap. 34 Suppl. (1973)  
Measurement of the Spin and Nuclear Magnetic Moment of the 345 msec  $^{36}\text{K}$
- 73Sc38 F.J.Schroeder, H.Toschinski - Proc.Int.Conf.Nuclear Moments and Nuclear Structure, Osaka, Japan (1972), H.Horie, K.Sugimoto, Eds., p.271 (1973); J.Phys.Soc.Jap. 34 Suppl. (1973)  
The Magnetic Moments of the First Excited States of  $^{207}\text{Pb}$  and  $^{208}\text{Pb}$
- 73Su09 K.Sugimoto, A.Mizobuchi, T.Minamisono, Y.Nojiri - Proc.Int.Conf.Nuclear Moments and Nuclear Structure, Osaka, Japan (1972), H.Horie, K.Sugimoto, Eds., p.158 (1973); J.Phys. Soc.Jap. 34 Suppl. (1973)  
Magnetic Moment of  $\beta$ -Emitter  $^{41}\text{Sc}$
- 74Ek2X C.Ekstrom - Priv.Comm. (March 1974)
- 74Hu01 G.K.Hubler, H.W.Kugel, D.E.Murnick - Phys.Rev. C9, 1954 (1974)  
Nuclear Magnetic Moments of Very Short-Lived States via the Transient-Field Implantation Perturbed-Angular-Correlation Technique
- 74Lo12 P.R.Locher - Phys.Rev. B10, 801 (1974)  
Ratio of the Magnetic Dipole Moments of  $^{63}\text{Cu}$  and  $^{65}\text{Cu}$  and the Hyperfine-Structure Anomalies  $^{63}\Delta^{65}$