

HR ANALYTICS DASHBOARD

Associates Degree

Bachelor's Degree

Doctoral Degree

High School

Master's Degree

Overall Employees

1470

Attrition

237

Attrition Rate

16.12%

Active Employees

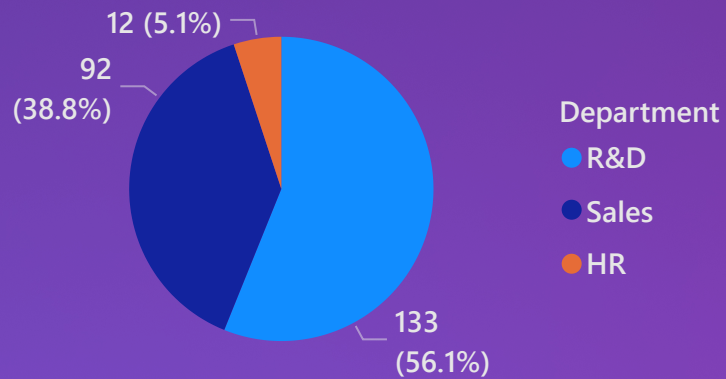
1233

Average Age

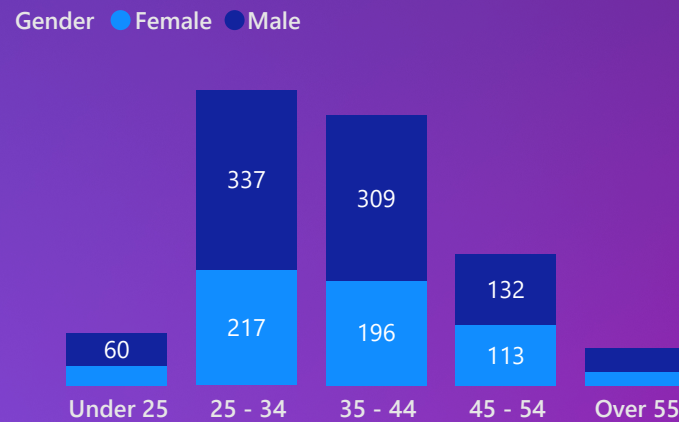
37

Stacked area cl

Department wise Attrition



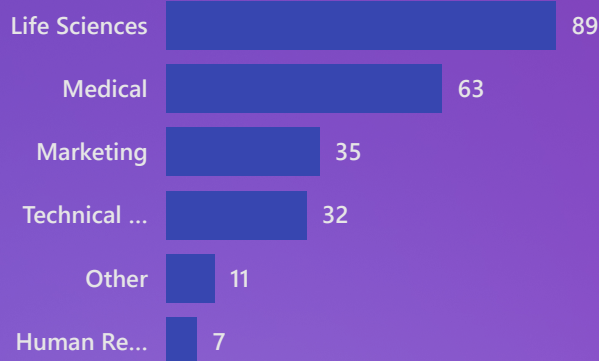
No. of employee by age Group



Job Satisfaction Rating

Job Role	1	2	3	4	Total
Sales Representative	12	21	27	23	83
Sales Executive	69	54	91	112	326
Research Scientist	54	53	90	95	292
Research Director	15	16	27	22	80
Manufacturing Director	26	32	49	38	145
Manager	21	21	27	33	102
Laboratory Technician	56	48	75	80	259
Human Resources	10	16	13	13	52
Healthcare Representative	26	19	43	43	131

Education Field wise Attrition



Attrition Rate for Different Genders for various Age Groups

