




# CSS STUDY 8주차

- border, border-radius
- 셀리 그리기3 (날개, 다리)

border, border-radius



## 샐리 입 2번째 버전



- 반원, 둥근 직사각형 2개



<https://codepen.io/daybrush/pen/geqdLm>

## 샐리 입 2번째 버전

```
<div class="mouths">  
  <div class="mouth up"></div>  
  <div class="mouth down"></div>  
</div>
```

# 날개

<https://codepen.io/daybrush/pen/rdYmEK>




```
border-radius: 50% / 30% 30% 70% 70%;
```

# 날개

```
.sally .wing {  
  position: absolute;  
  width: 200px;  
  height: 120px;  
  border-radius: 50% / 30% 30% 70% 70%;  
  background: #FFD93B;  
  border: 5px solid black;  
}
```

# 다리

- 6주차 도형잇기 참고



```
<div class="leg">  
  <div class="foot"></div>  
  ::after  
</div>
```

# 다리

```
.sally .leg {
  background: #FF6600;
  border: 5px solid #CF4804;
  width: 45px; height: 60px;
  position: absolute;
}
.sally .leg::after {
  content: ""';
  position: absolute;
  width: 100%; height: 100%;
  background: inherit;
}
.sally .leg .foot {
  position: absolute;
  width: 70px; height: 50px;
  top: 80%; right: -15px;
  border: inherit;
  background: inherit;
  border-radius: 50%;
  transform: rotate(-20deg);
}
```



## CSS STUDY 9주차

- 삼각형
- 말풍선
- border있는 정삼각형