



Brain Regions Anatomical Units Single-cells

3d-viewer 2d-viewer

Randlett et al

Kunst et al

Intermediate Hypothalamus

Search

MECE regions

MECE regions

MECE regions

MECE regions

•

•

•

staining

staining

Gal4 line

Gal4 line

•

•

•


visualized brain regions visualized brain regions visualized brain regions



< 37 > [Progress bar]



(1) One tab for Owen's regions




Brain Regions | Anatomical Units | Single-cells


Randlett et al | Kunst et al

Intermediate Hypothalamus Search

- MECE regions
- MECE regions
- MECE regions
- MECE regions
- staining
- staining
- Gal4 line
- Gal4 line



(2) divide regions into MECE (anatomical regions) and others (staining, Gal4 line and other Tg lines)



(4) Long window

3d-viewer | 2d-viewer

visualized brain regions visualized brain regions visualized brain regions

(3) List of visualized brain regions. Colors correspond to the color of brain regions and also to the color of list in the tab



< 37 > [Progress bar]

